-26dB Bandwidth NVNT ac40 5670MHz Ant1

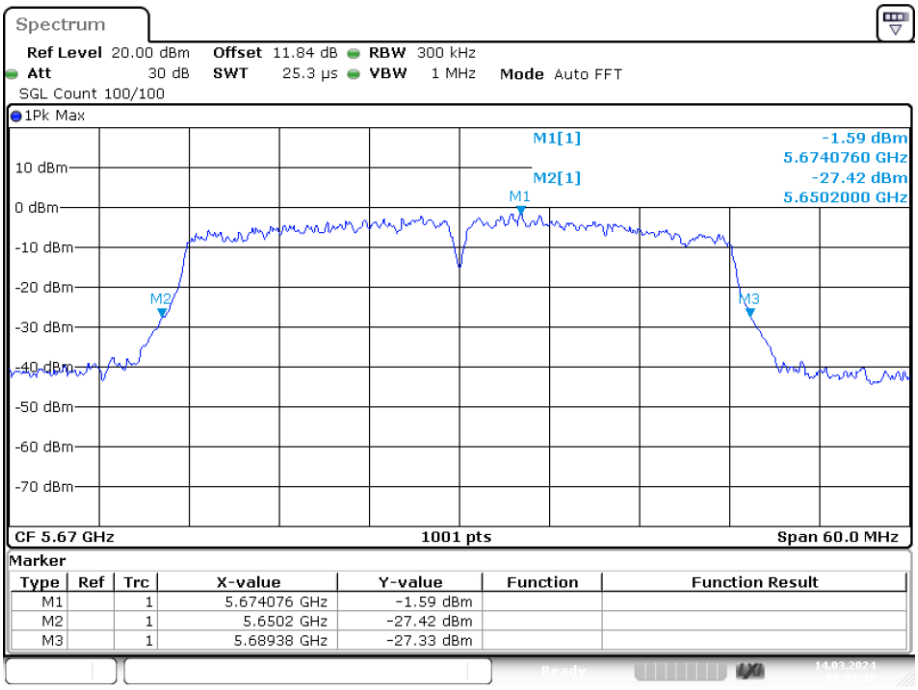

Date: 14.MAR.2024 09:51:41

-26dB Bandwidth NVNT ac80 5530MHz Ant1

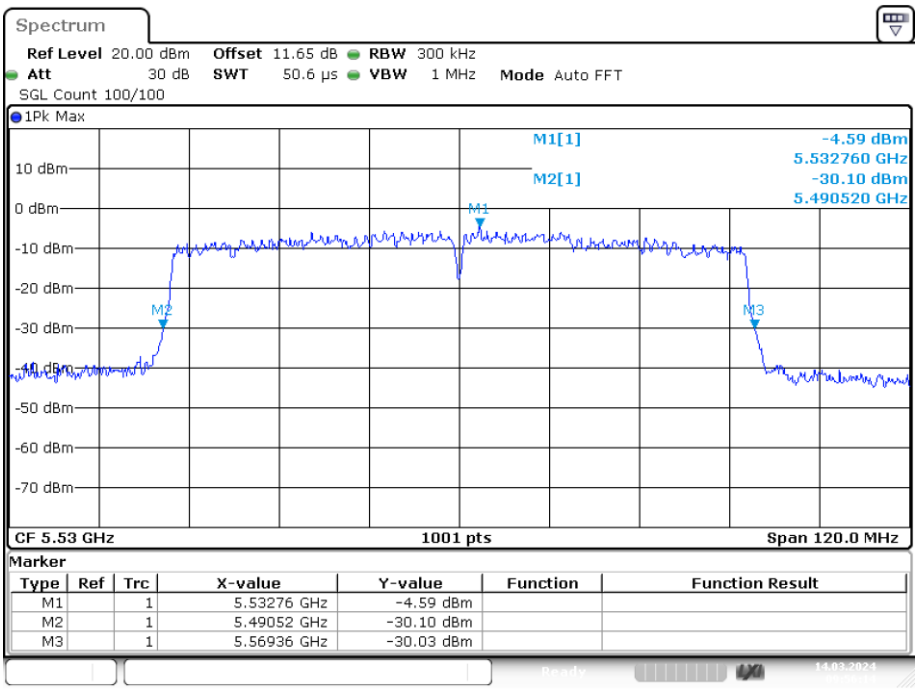

Date: 14.MAR.2024 09:56:14

-26dB Bandwidth NVNT n20 5500MHz Ant1

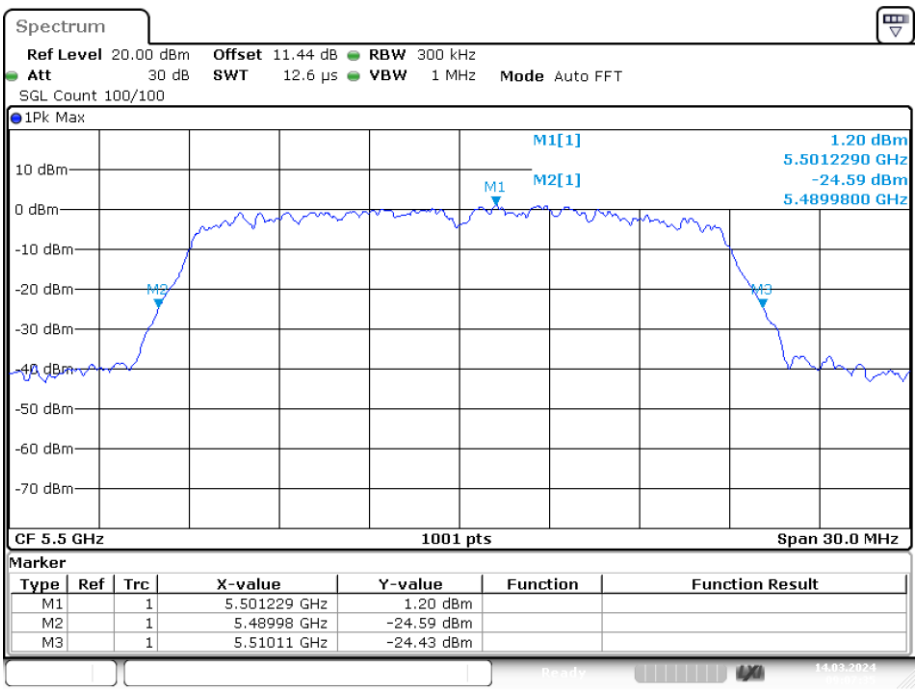

Date: 14.MAR.2024 09:07:35

-26dB Bandwidth NVNT n20 5580MHz Ant1

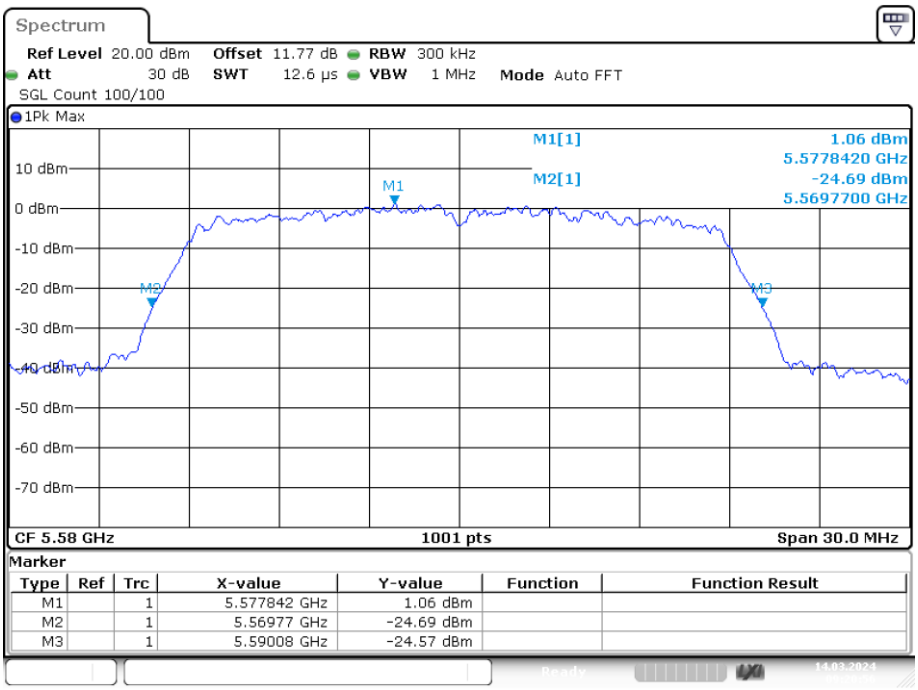

Date: 14.MAR.2024 09:20:57

-26dB Bandwidth NVNT n20 5700MHz Ant1

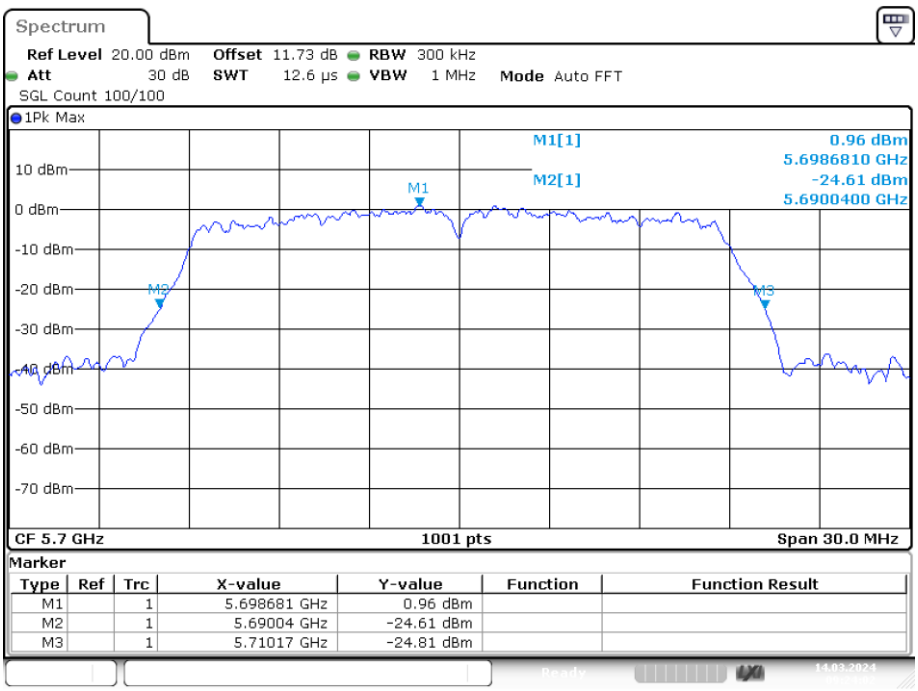

Date: 14.MAR.2024 09:24:02

-26dB Bandwidth NVNT n40 5510MHz Ant1

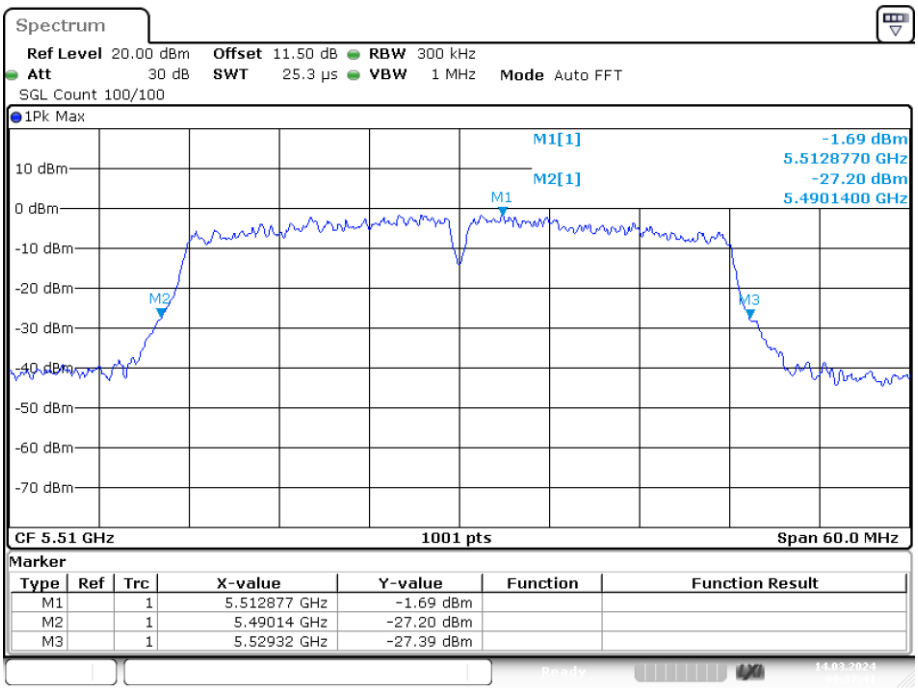

Date: 14.MAR.2024 09:37:41

-26dB Bandwidth NVNT n40 5670MHz Ant1

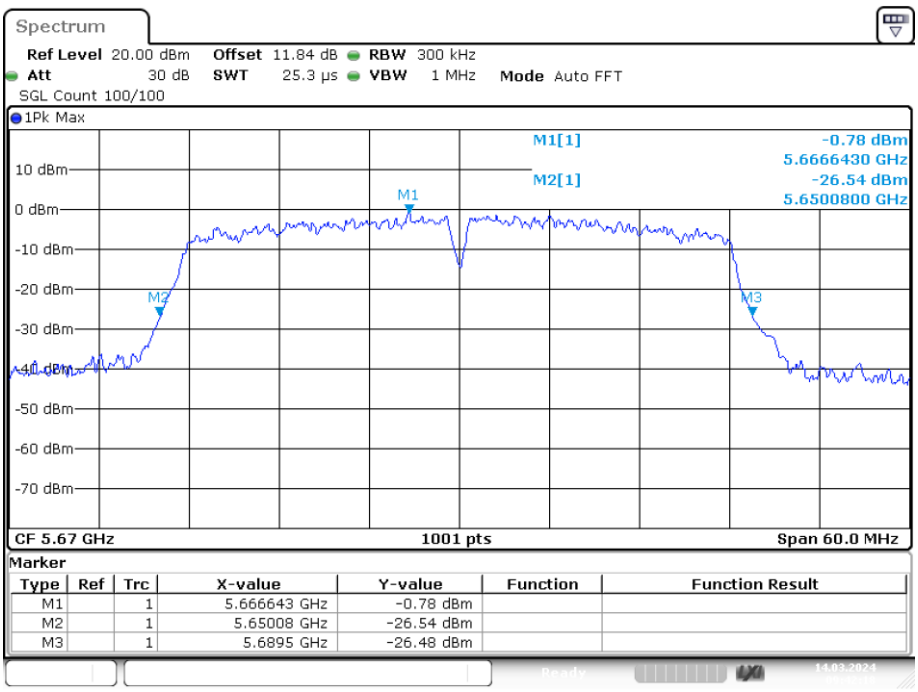

Date: 14.MAR.2024 09:42:17

Occupied Channel Bandwidth

Condition	Mode	Frequency (MHz)	Antenna	99% OBW (MHz)
NVNT	a	5500	Ant1	16.394
NVNT	a	5580	Ant1	16.334
NVNT	a	5700	Ant1	16.394
NVNT	ac20	5500	Ant1	17.532
NVNT	ac20	5580	Ant1	17.562
NVNT	ac20	5700	Ant1	17.532
NVNT	ac40	5510	Ant1	36.024
NVNT	ac40	5670	Ant1	35.904
NVNT	ac80	5530	Ant1	75.405
NVNT	n20	5500	Ant1	17.562
NVNT	n20	5580	Ant1	17.532
NVNT	n20	5700	Ant1	17.532
NVNT	n40	5510	Ant1	35.964
NVNT	n40	5670	Ant1	35.964

OBW NVNT a 5500MHz Ant1

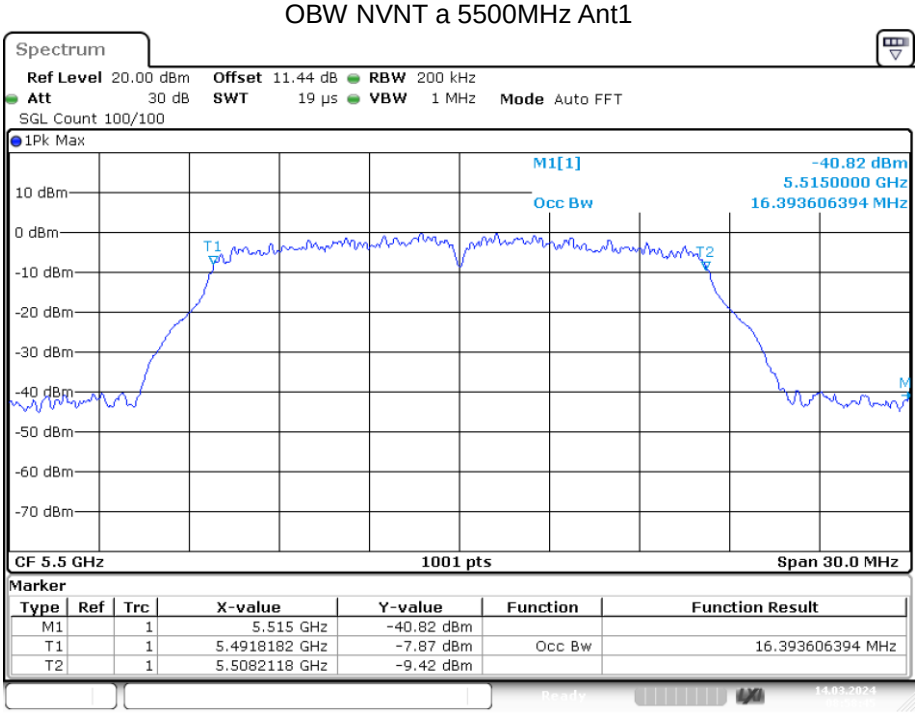

Date: 14.MAR.2024 08:58:45

OBW NVNT a 5580MHz Ant1

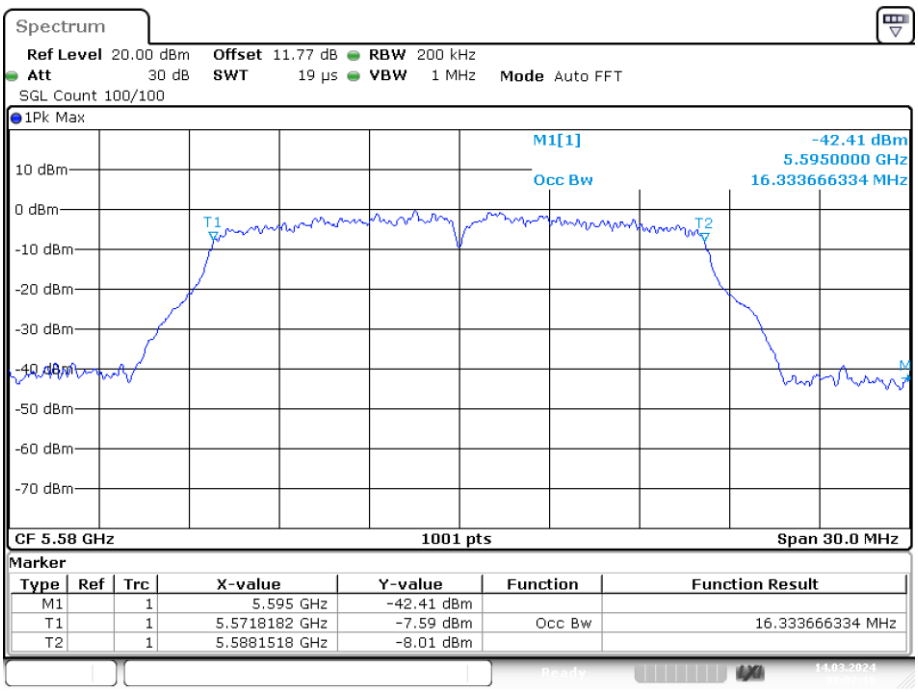

Date: 14.MAR.2024 09:02:09

OBW NVNT a 5700MHz Ant1

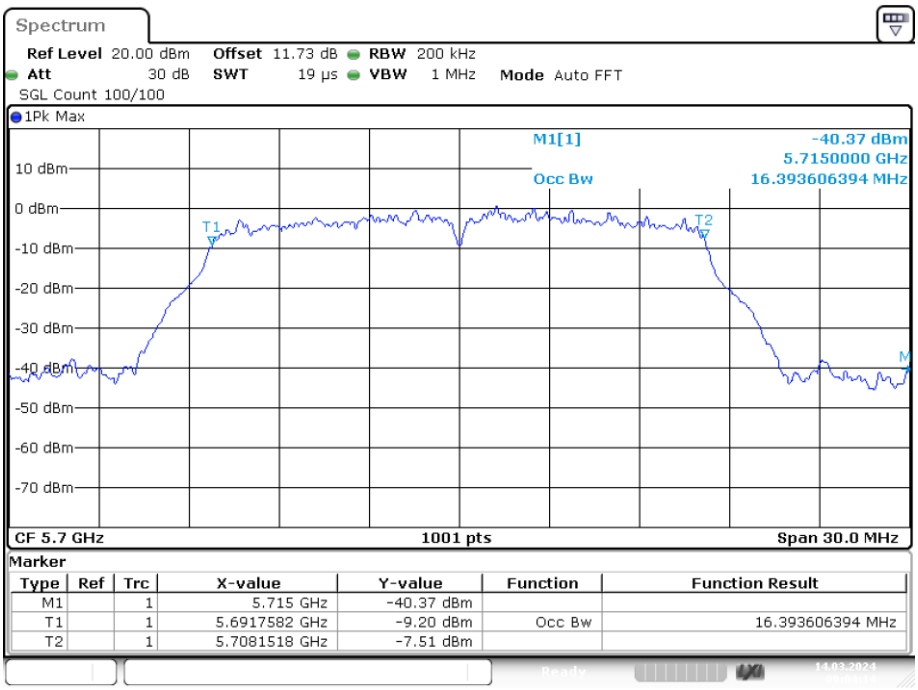

Date: 14.MAR.2024 09:04:14

OBW NVNT ac20 5500MHz Ant1

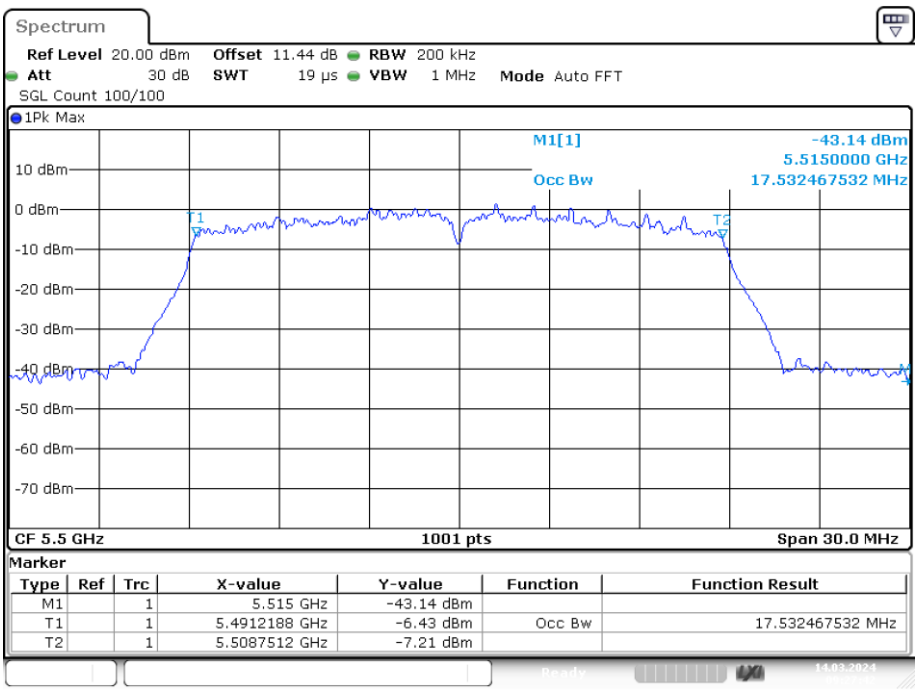

Date: 14.MAR.2024 09:27:42

OBW NVNT ac20 5580MHz Ant1

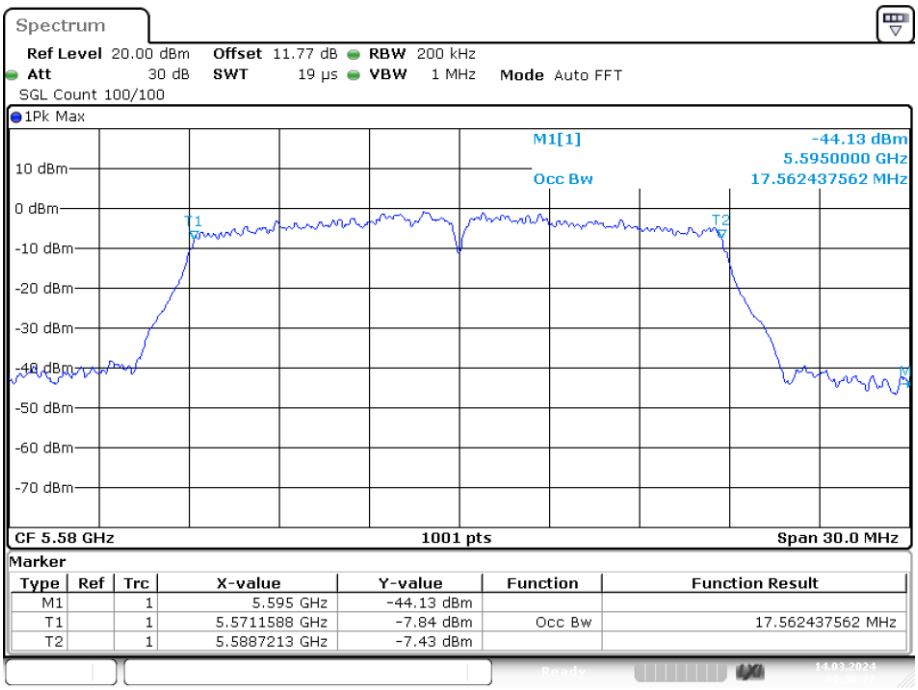

Date: 14.MAR.2024 09:30:27

OBW NVNT ac20 5700MHz Ant1

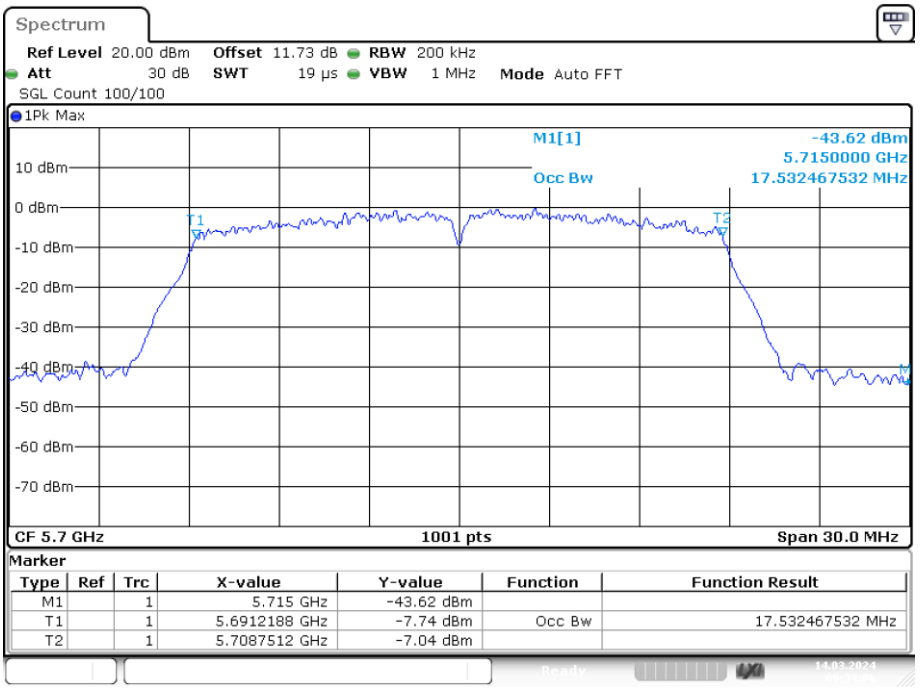

Date: 14.MAR.2024 09:33:06

OBW NVNT ac40 5510MHz Ant1

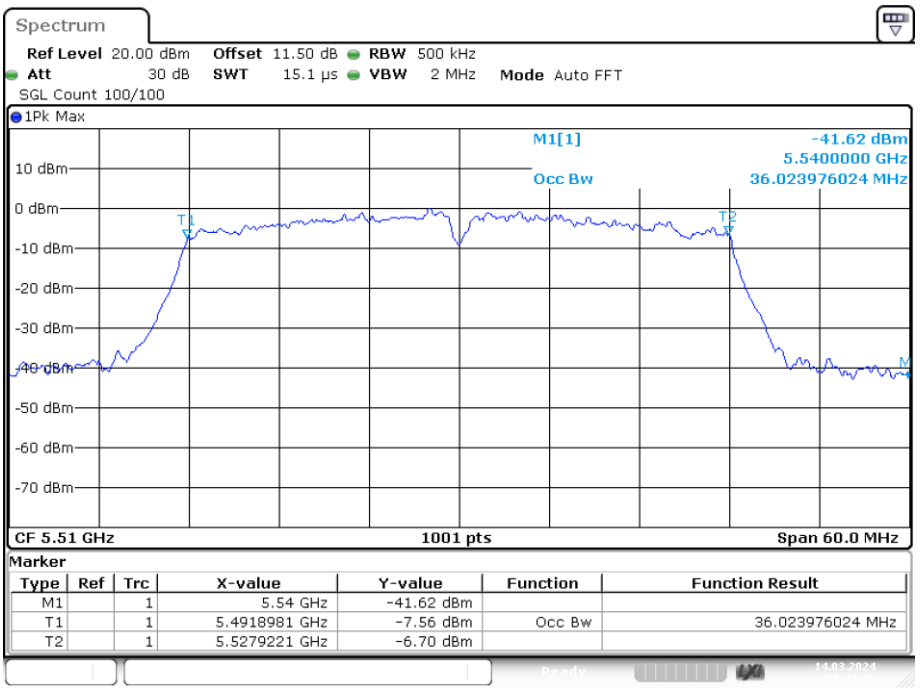

Date: 14.MAR.2024 09:47:35

OBW NVNT ac40 5670MHz Ant1

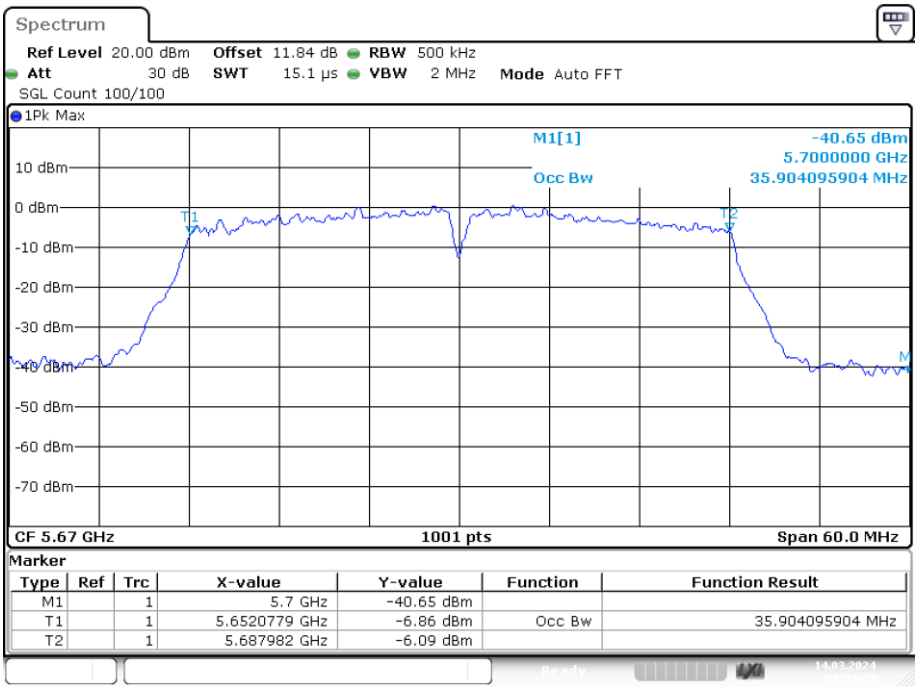

Date: 14.MAR.2024 09:51:22

OBW NVNT ac80 5530MHz Ant1

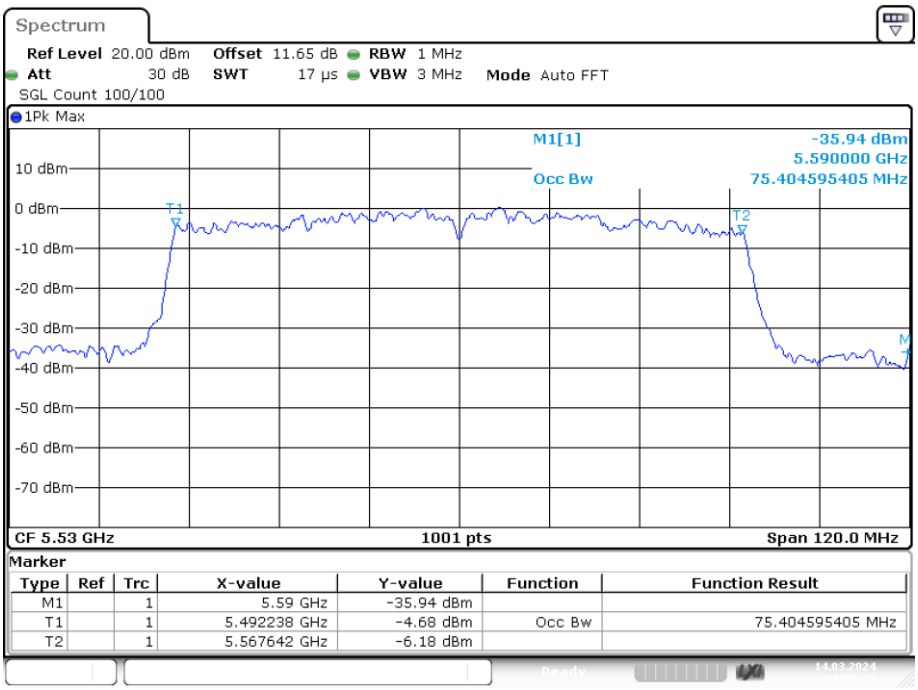

Date: 14.MAR.2024 09:55:52

OBW NVNT n20 5500MHz Ant1

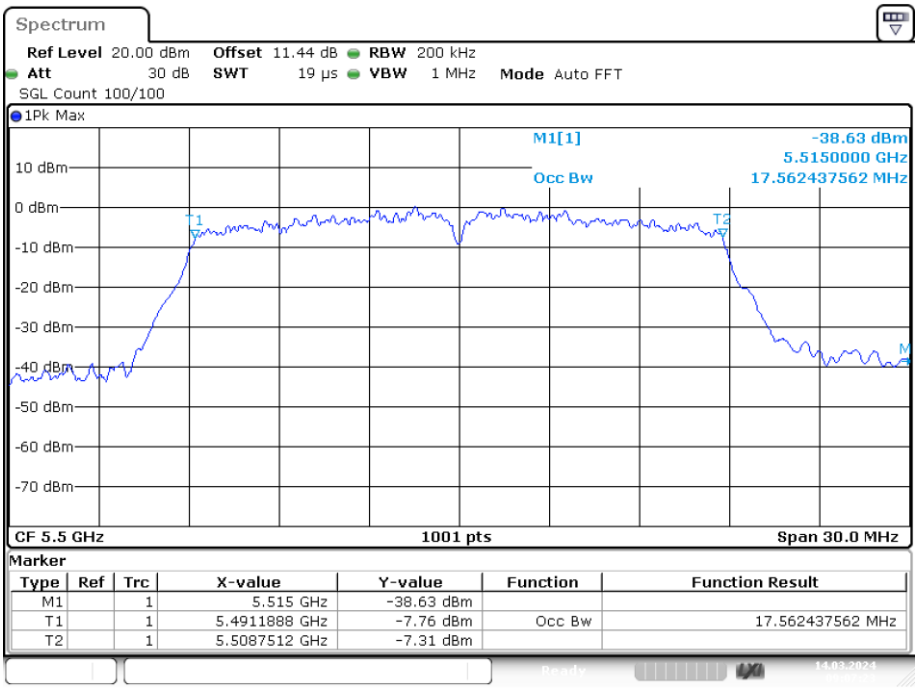

Date: 14.MAR.2024 09:07:23

OBW NVNT n20 5580MHz Ant1

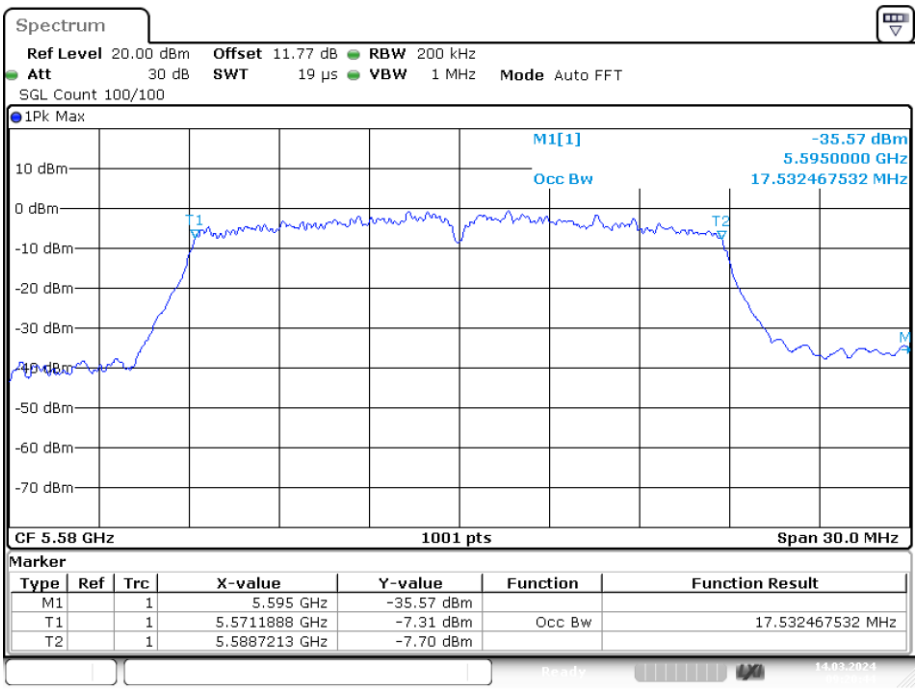

Date: 14.MAR.2024 09:20:44

OBW NVNT n20 5700MHz Ant1

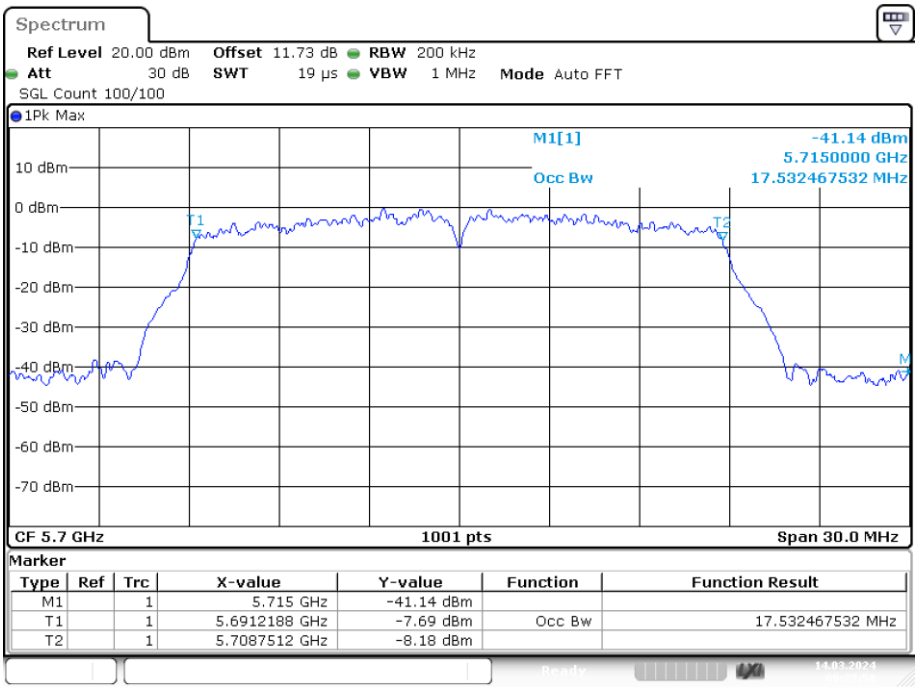

Date: 14.MAR.2024 09:23:50

OBW NVNT n40 5510MHz Ant1

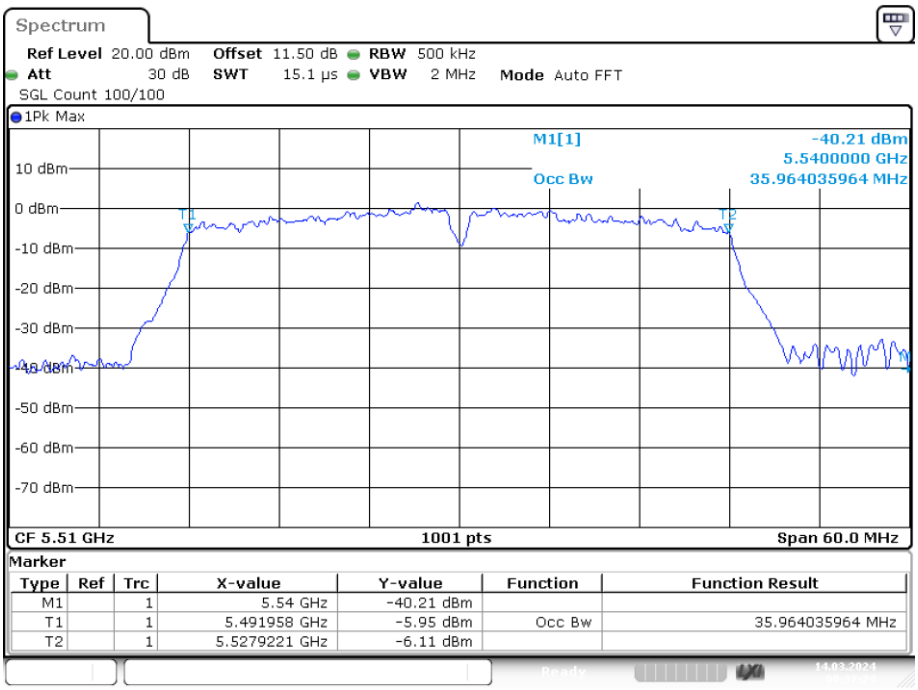

Date: 14.MAR.2024 09:37:24

OBW NVNT n40 5670MHz Ant1

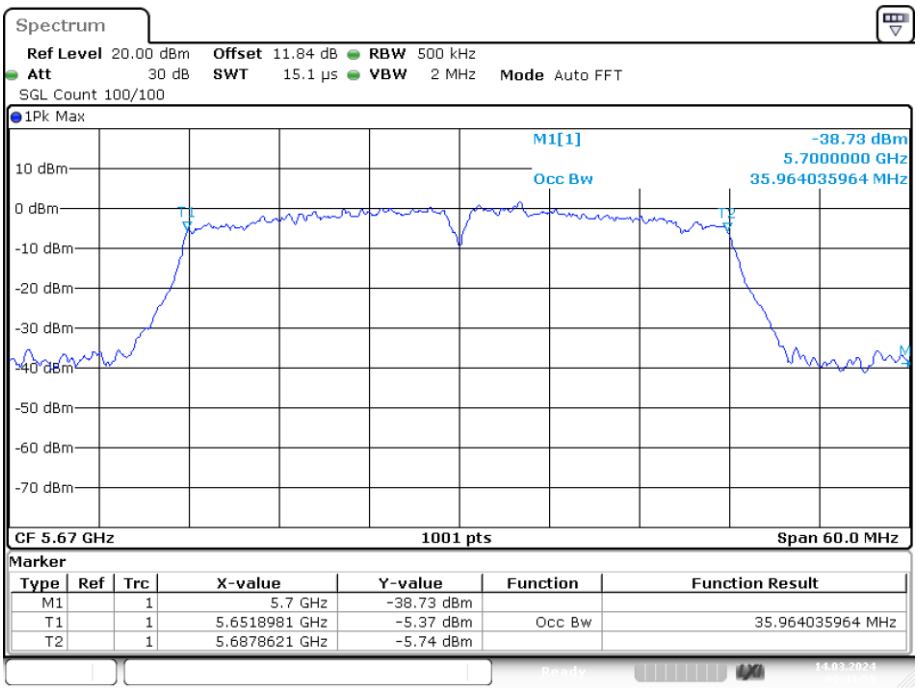

Date: 14.MAR.2024 09:41:59

Band 4 (5725-5850 MHz):
-6dB Bandwidth

Condition	Mode	Frequency (MHz)	Antenna	-6 dB Bandwidth (MHz)	Limit -6 dB Bandwidth (MHz)	Verdict
NVNT	a	5745	Ant1	14.58	0.5	Pass
NVNT	a	5785	Ant1	16.35	0.5	Pass
NVNT	a	5825	Ant1	15.42	0.5	Pass
NVNT	ac20	5745	Ant1	14.73	0.5	Pass
NVNT	ac20	5785	Ant1	15.09	0.5	Pass
NVNT	ac20	5825	Ant1	15.06	0.5	Pass
NVNT	ac40	5755	Ant1	31.32	0.5	Pass
NVNT	ac40	5795	Ant1	35.7	0.5	Pass
NVNT	ac80	5775	Ant1	75.12	0.5	Pass
NVNT	n20	5745	Ant1	15.12	0.5	Pass
NVNT	n20	5785	Ant1	15.06	0.5	Pass
NVNT	n20	5825	Ant1	16.92	0.5	Pass
NVNT	n40	5755	Ant1	31.38	0.5	Pass
NVNT	n40	5795	Ant1	33.9	0.5	Pass

-6dB Bandwidth NVNT a 5745MHz Ant1

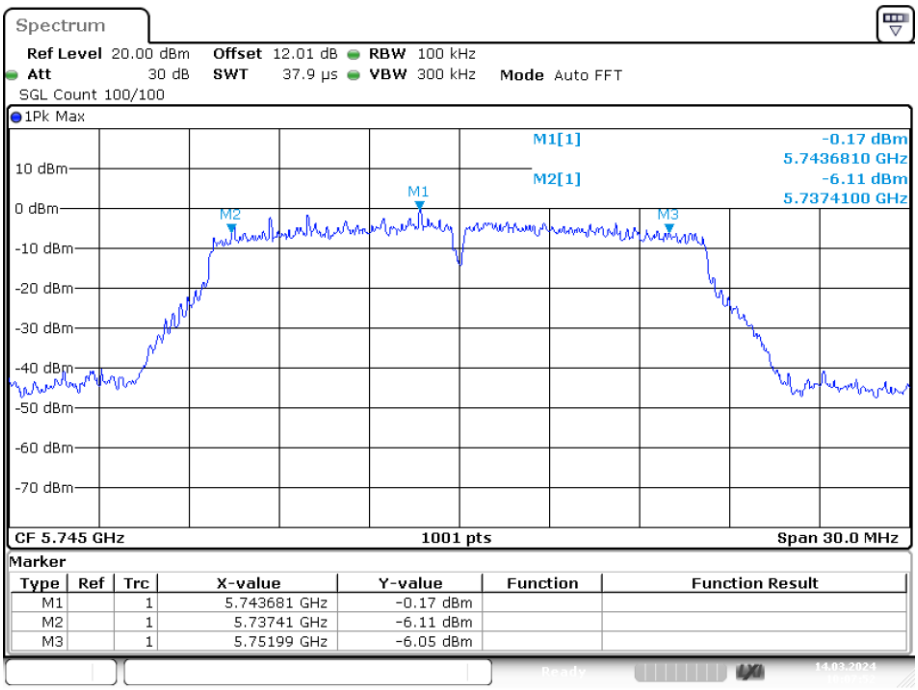

Date: 14.MAR.2024 10:07:52

-6dB Bandwidth NVNT a 5785MHz Ant1

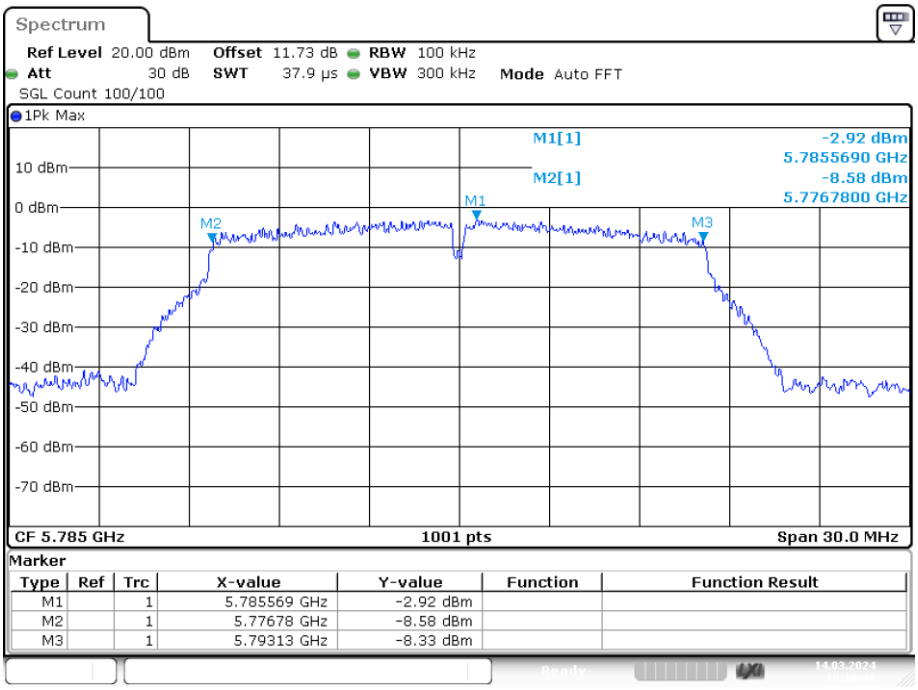

Date: 14.MAR.2024 10:10:47

-6dB Bandwidth NVNT a 5825MHz Ant1

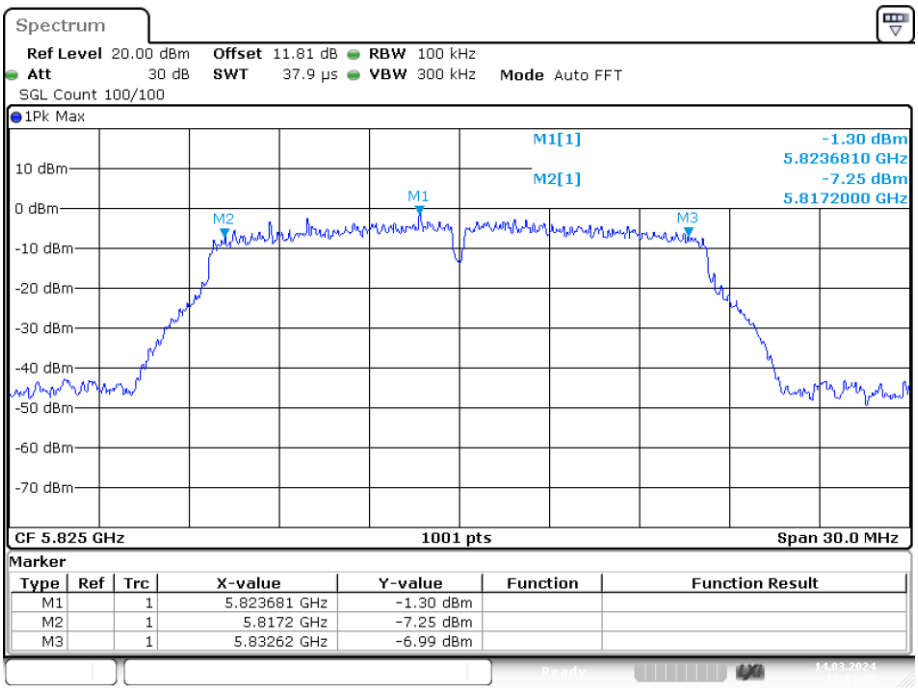

Date: 14.MAR.2024 10:14:39

-6dB Bandwidth NVNT ac20 5745MHz Ant1

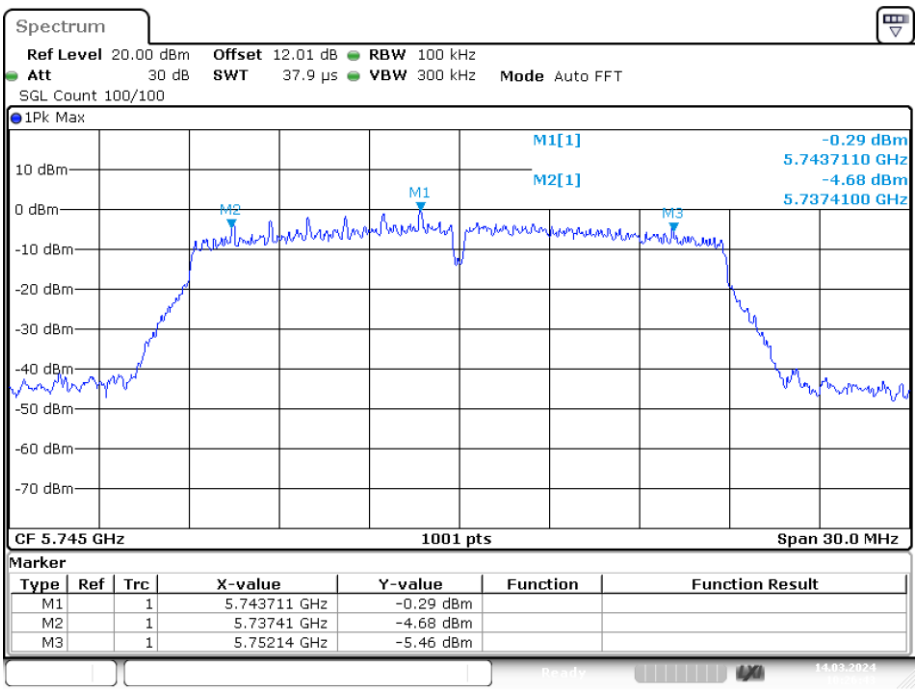

Date: 14.MAR.2024 10:26:43

-6dB Bandwidth NVNT ac20 5785MHz Ant1

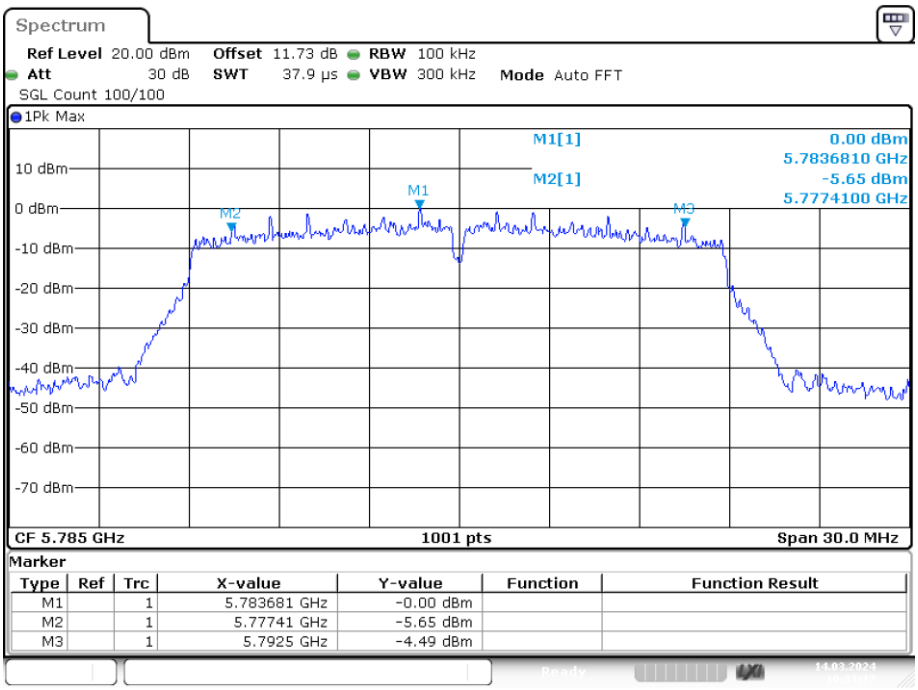

Date: 14.MAR.2024 10:31:17

-6dB Bandwidth NVNT ac20 5825MHz Ant1

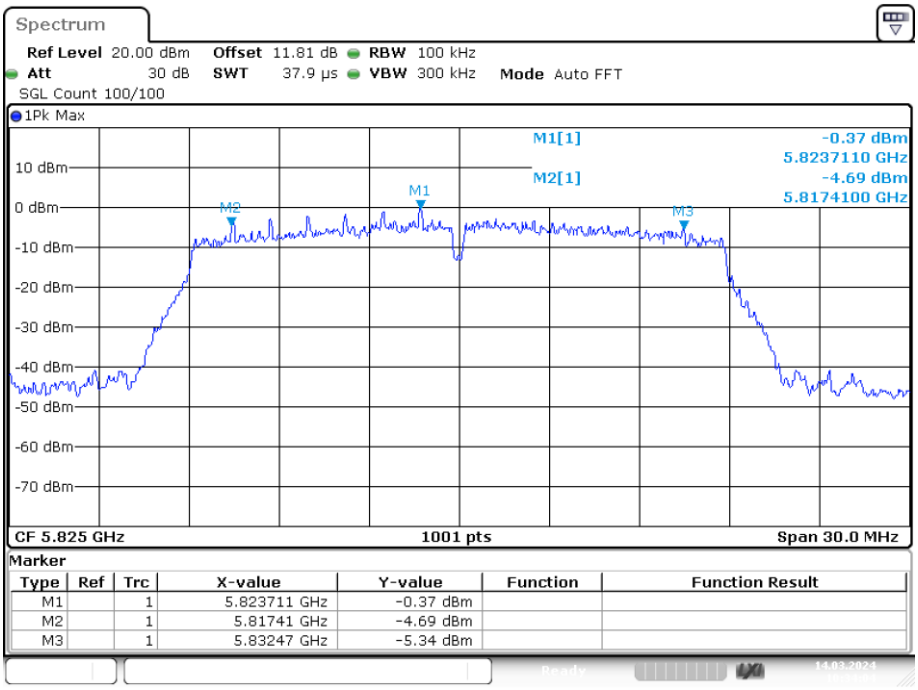

Date: 14.MAR.2024 10:34:03

-6dB Bandwidth NVNT ac40 5755MHz Ant1

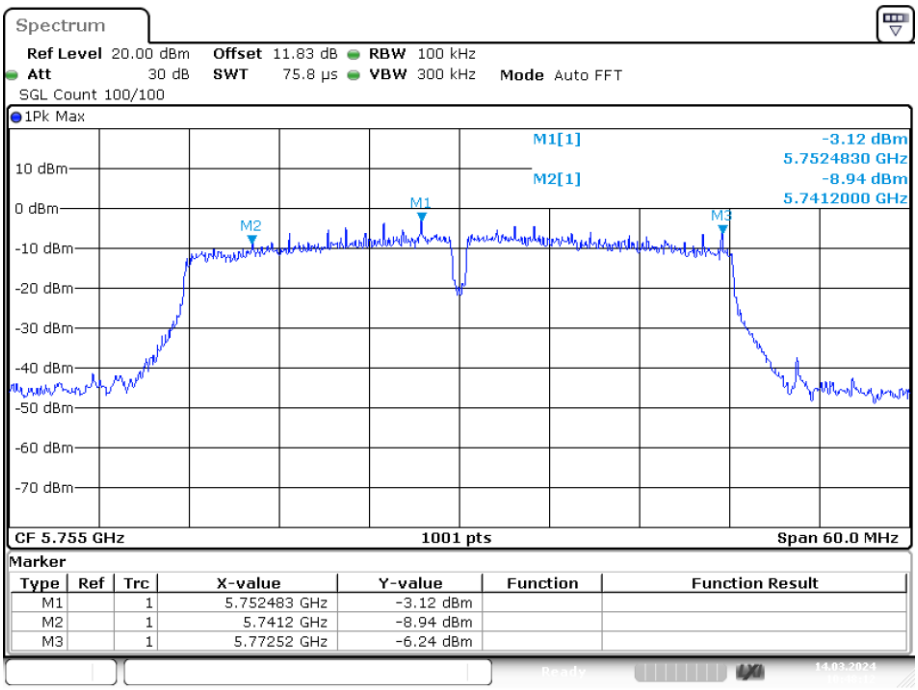

Date: 14.MAR.2024 10:48:12

-6dB Bandwidth NVNT ac40 5795MHz Ant1

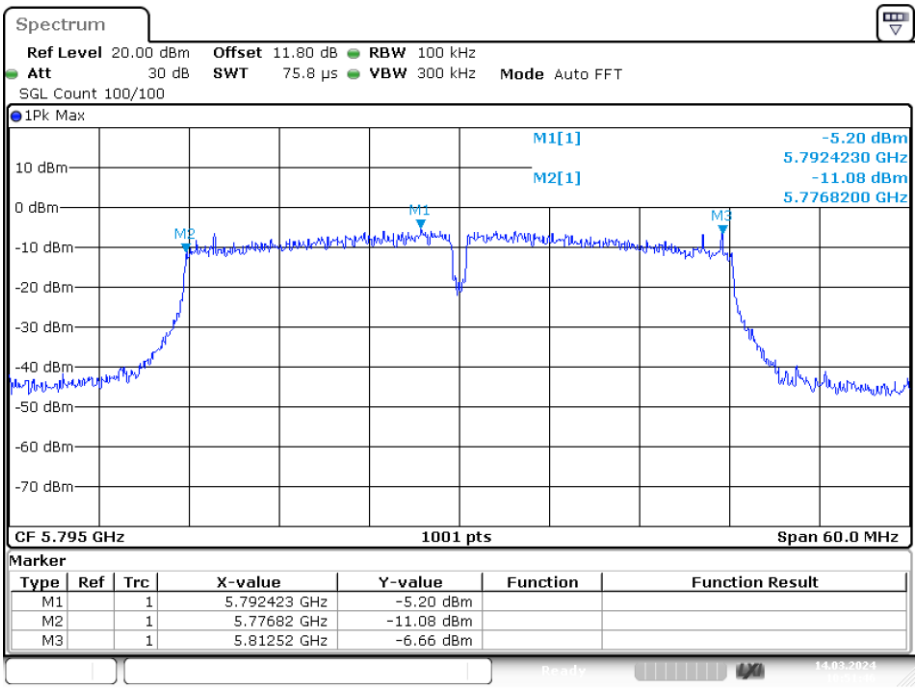

Date: 14.MAR.2024 10:51:46

-6dB Bandwidth NVNT ac80 5775MHz Ant1

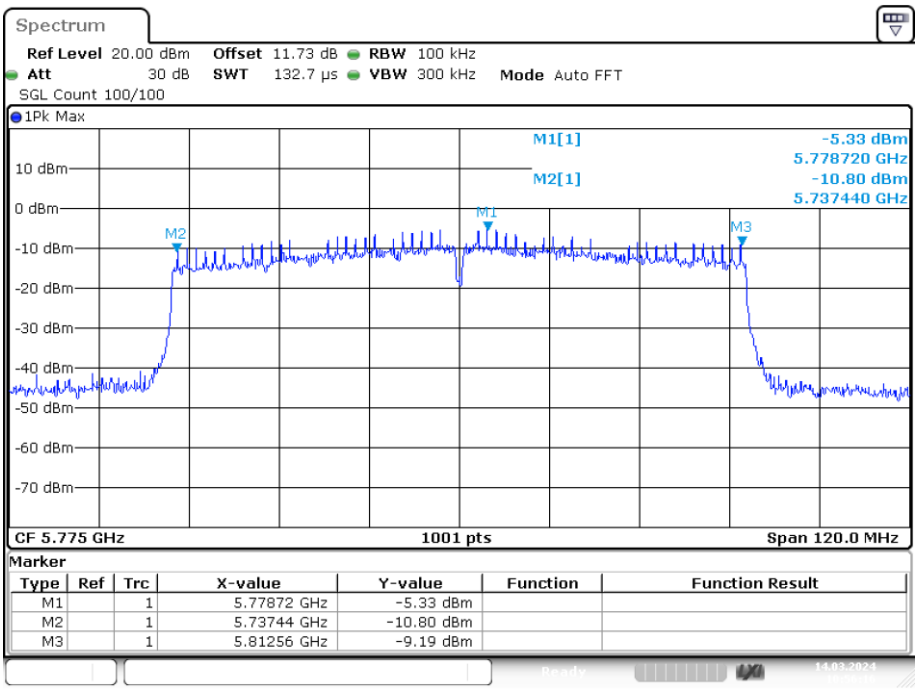

Date: 14.MAR.2024 10:56:16

-6dB Bandwidth NVNT n20 5745MHz Ant1

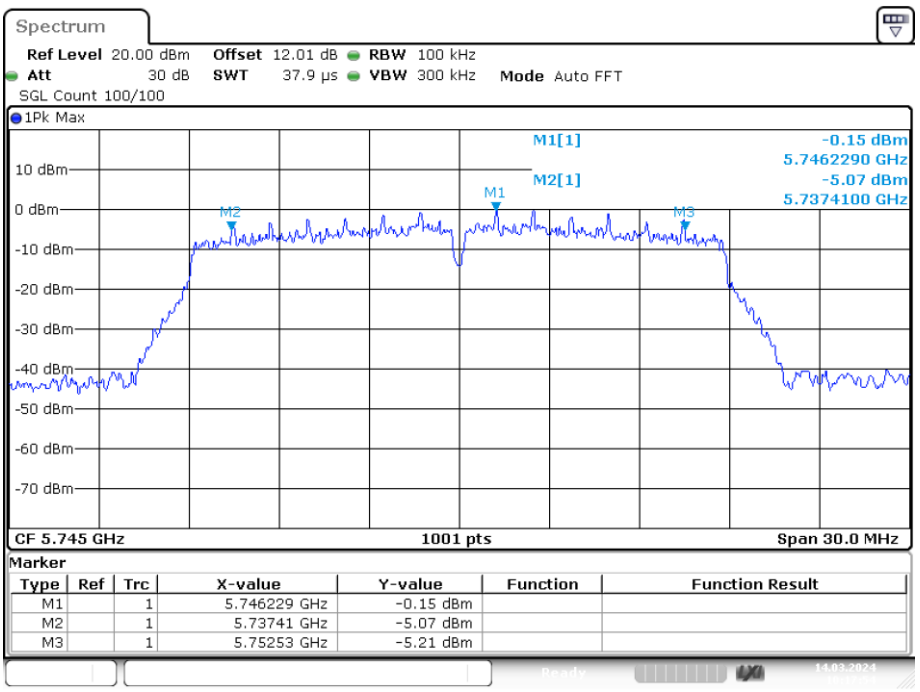

Date: 14.MAR.2024 10:17:53

-6dB Bandwidth NVNT n20 5785MHz Ant1

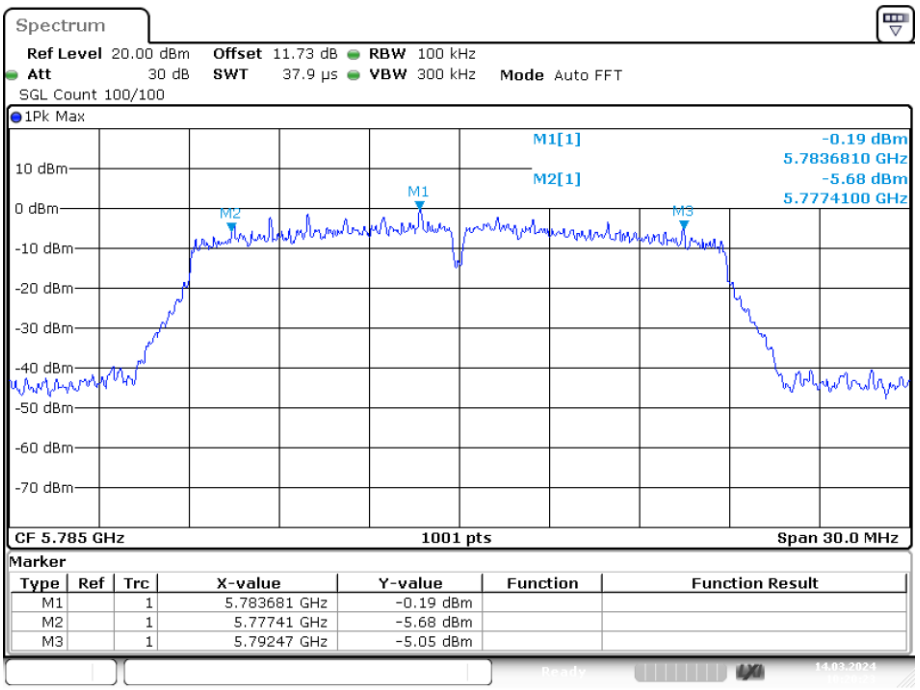

Date: 14.MAR.2024 10:20:23

-6dB Bandwidth NVNT n20 5825MHz Ant1

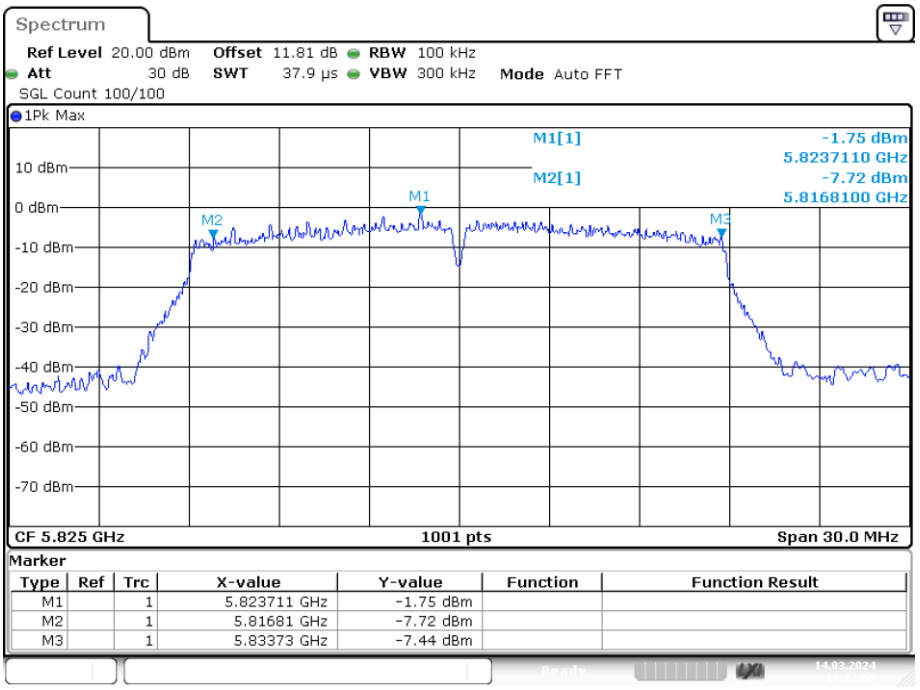

Date: 14.MAR.2024 10:22:50

-6dB Bandwidth NVNT n40 5755MHz Ant1

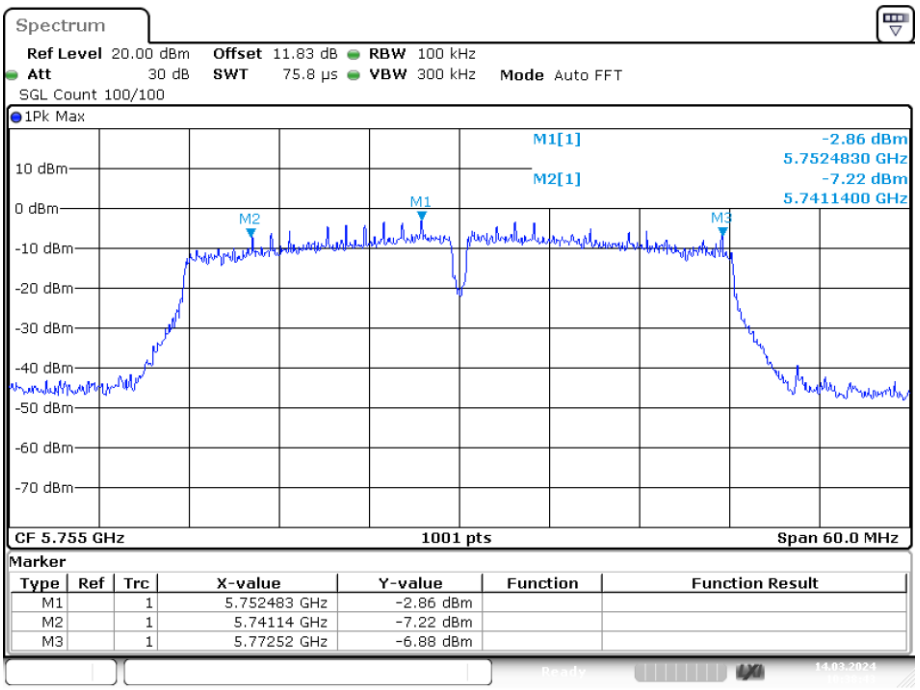

Date: 14.MAR.2024 10:38:44

-6dB Bandwidth NVNT n40 5795MHz Ant1

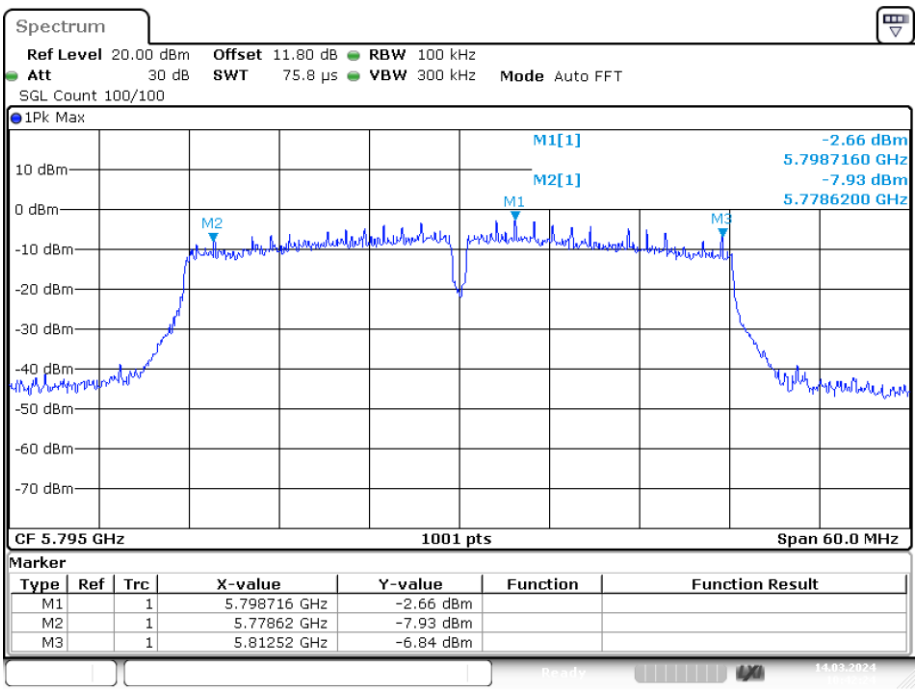

Date: 14.MAR.2024 10:42:23

Occupied Channel Bandwidth

Condition	Mode	Frequency (MHz)	Antenna	99% OBW (MHz)
NVNT	a	5745	Ant1	16.304
NVNT	a	5785	Ant1	16.394
NVNT	a	5825	Ant1	16.364
NVNT	ac20	5745	Ant1	17.562
NVNT	ac20	5785	Ant1	17.532
NVNT	ac20	5825	Ant1	17.532
NVNT	ac40	5755	Ant1	35.844
NVNT	ac40	5795	Ant1	35.964
NVNT	ac80	5775	Ant1	75.045
NVNT	n20	5745	Ant1	17.502
NVNT	n20	5785	Ant1	17.562
NVNT	n20	5825	Ant1	17.532
NVNT	n40	5755	Ant1	35.964
NVNT	n40	5795	Ant1	35.964

OBW NVNT a 5745MHz Ant1

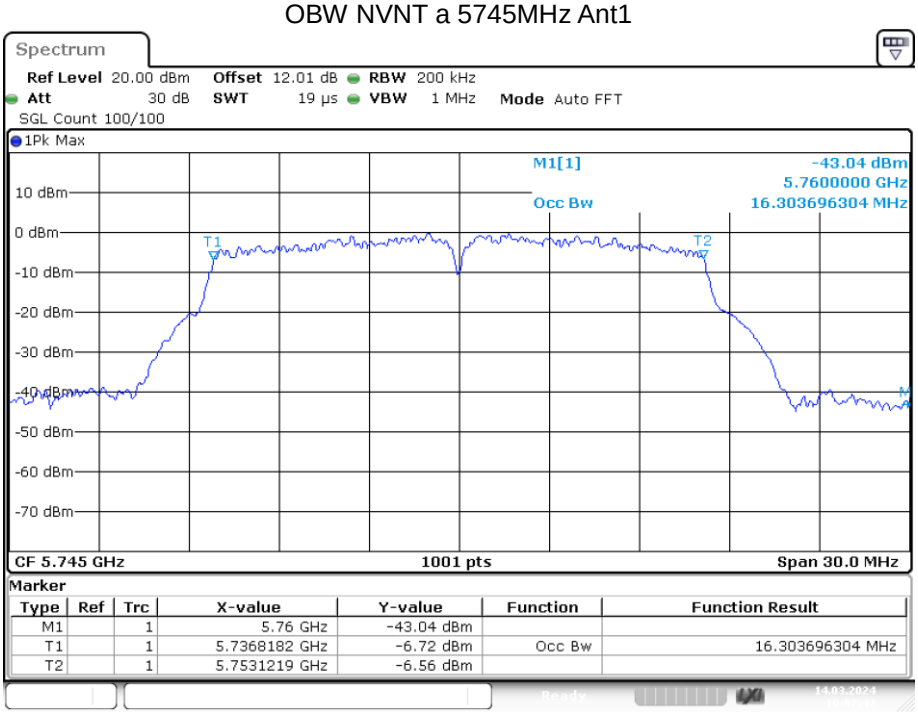

Date: 14.MAR.2024 10:07:43

OBW NVNT a 5785MHz Ant1

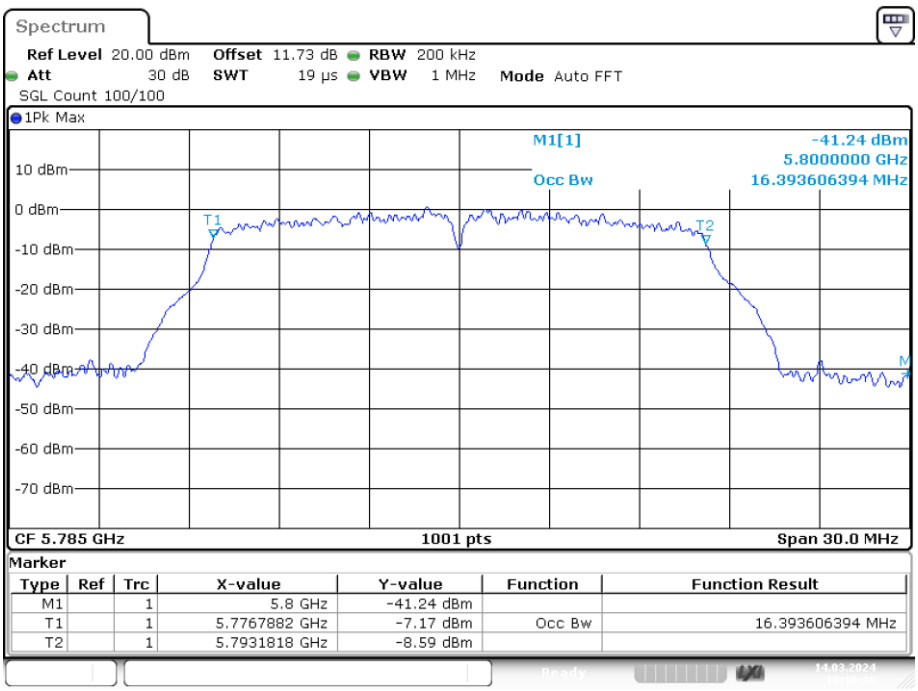

Date: 14.MAR.2024 10:10:38

OBW NVNT a 5825MHz Ant1

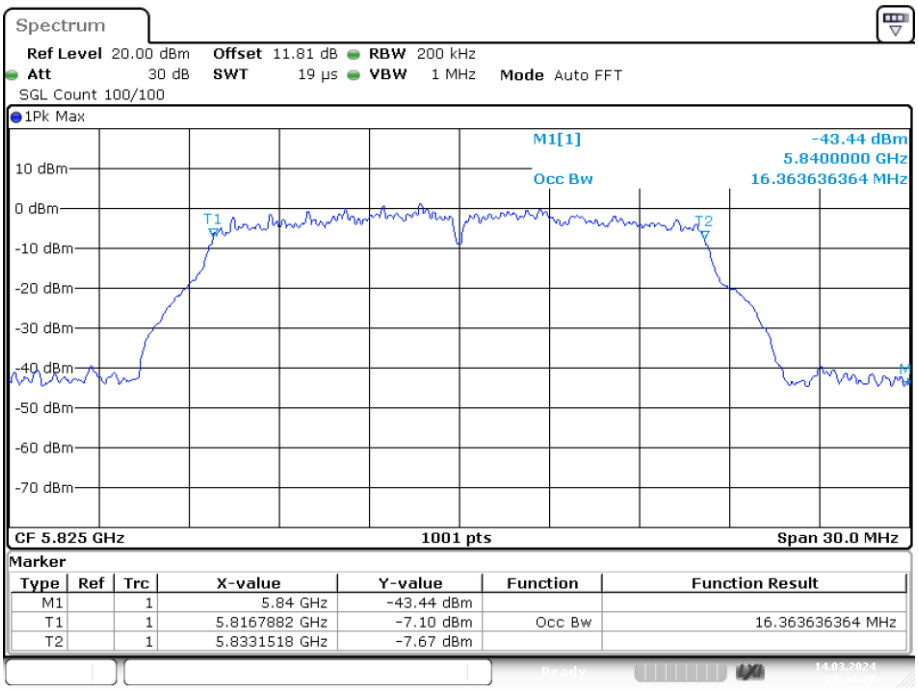

Date: 14.MAR.2024 10:14:27

OBW NVNT ac20 5745MHz Ant1

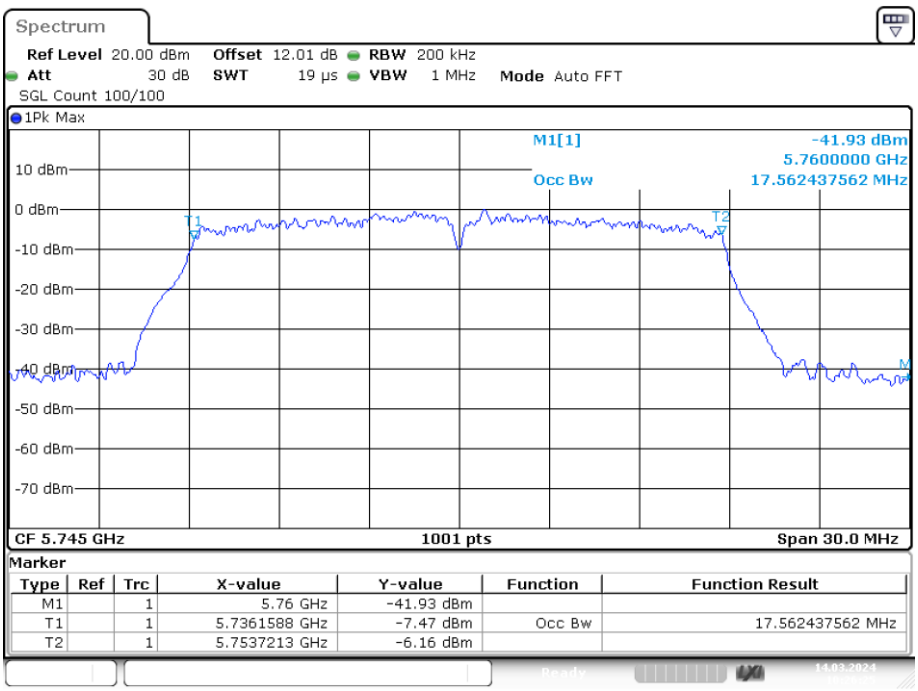

Date: 14.MAR.2024 10:26:25

OBW NVNT ac20 5785MHz Ant1

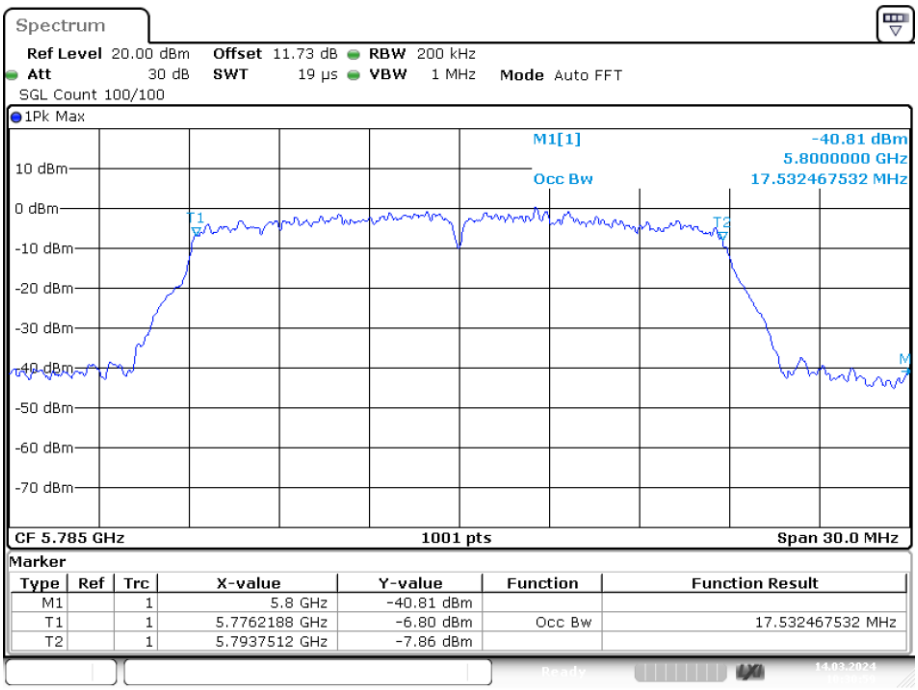

Date: 14.MAR.2024 10:30:59

OBW NVNT ac20 5825MHz Ant1

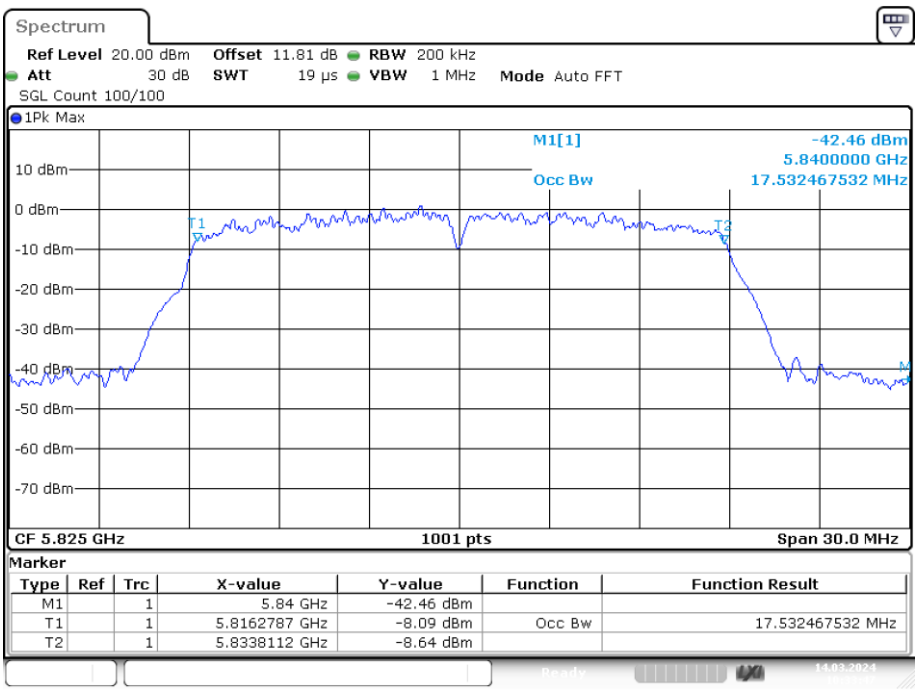

Date: 14.MAR.2024 10:33:47

OBW NVNT ac40 5755MHz Ant1

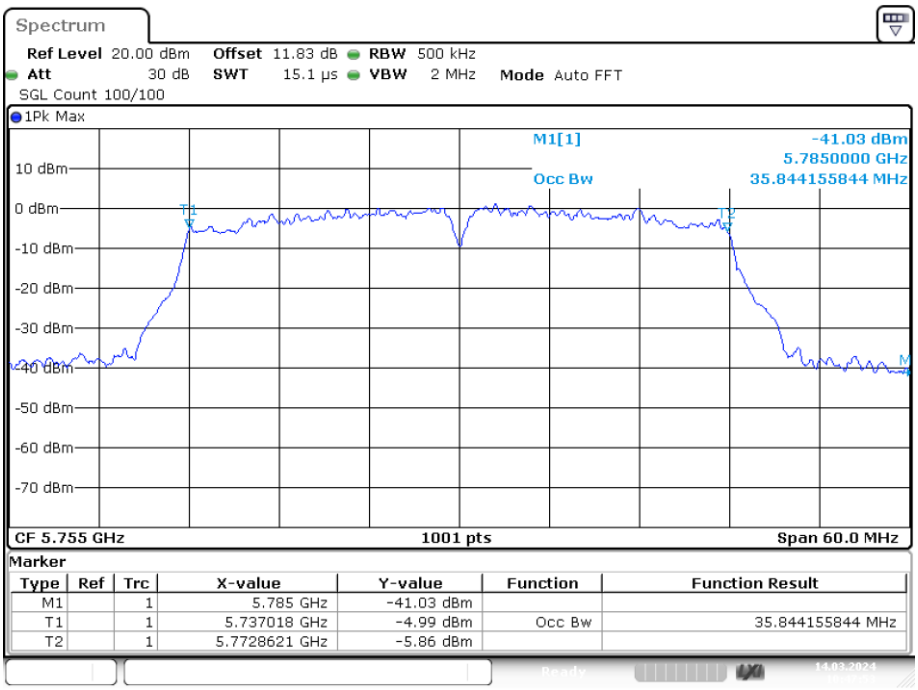

Date: 14.MAR.2024 10:47:53

OBW NVNT ac40 5795MHz Ant1

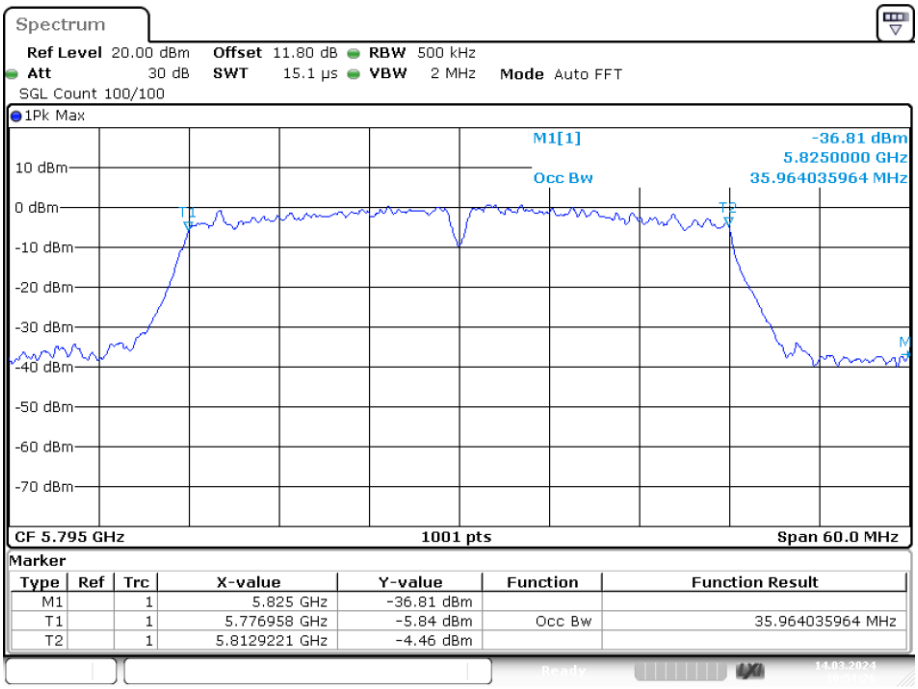

Date: 14.MAR.2024 10:51:26

OBW NVNT ac80 5775MHz Ant1

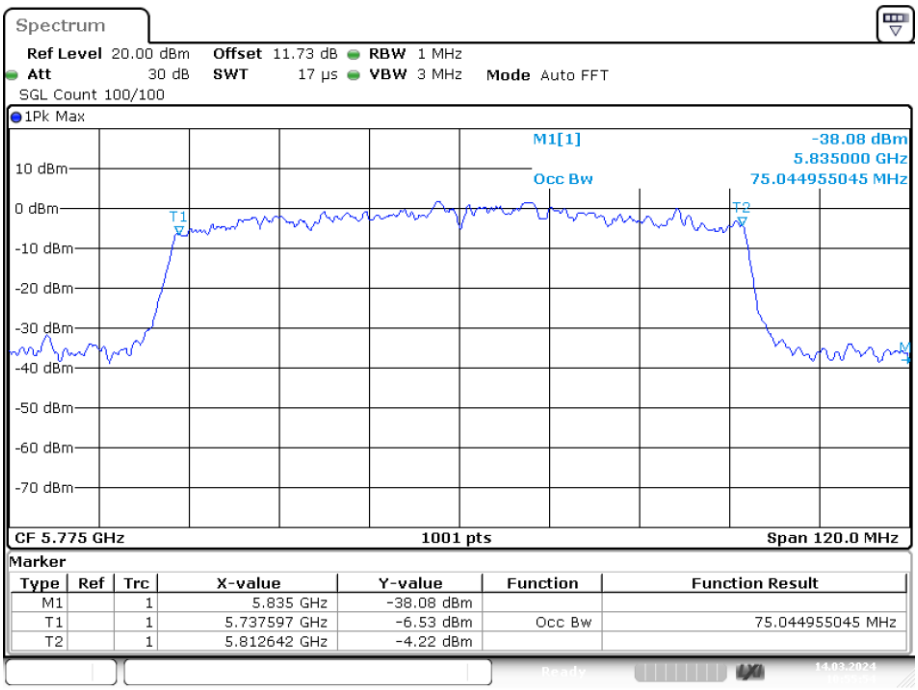

Date: 14.MAR.2024 10:55:54

OBW NVNT n20 5745MHz Ant1

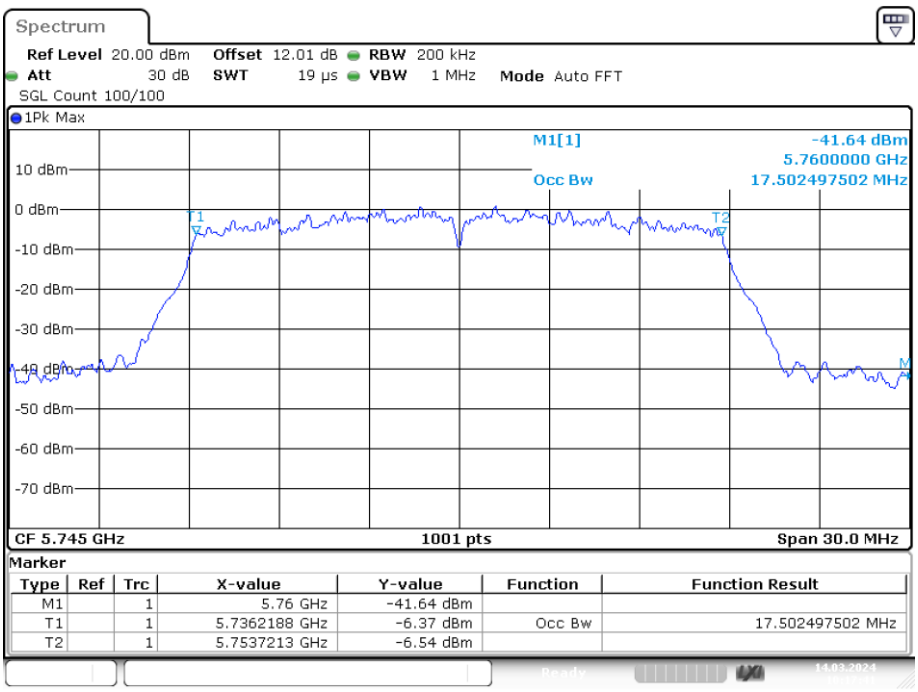

Date: 14.MAR.2024 10:17:40

OBW NVNT n20 5785MHz Ant1

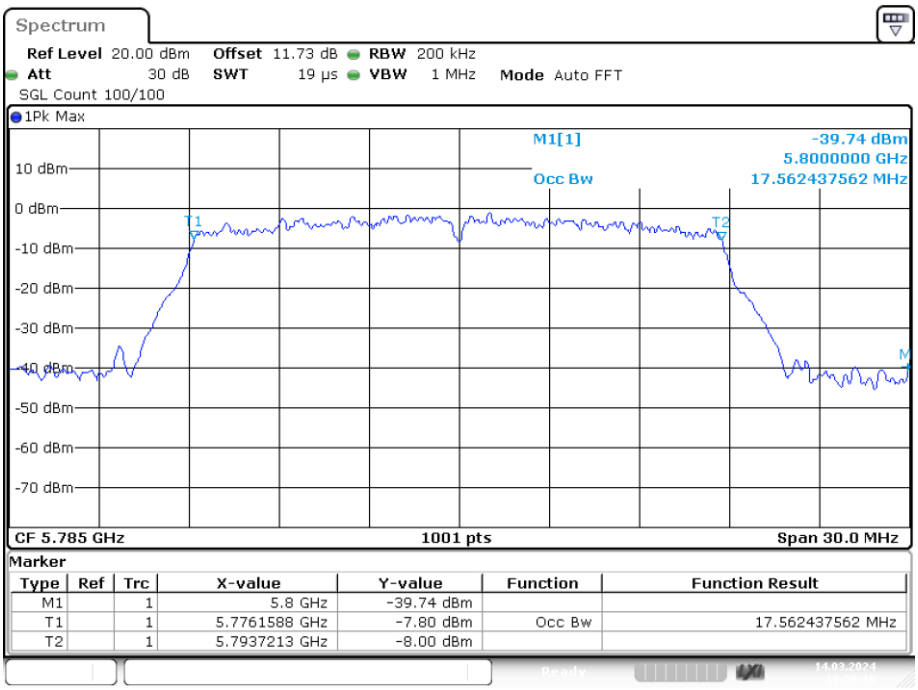

Date: 14.MAR.2024 10:20:10

OBW NVNT n20 5825MHz Ant1

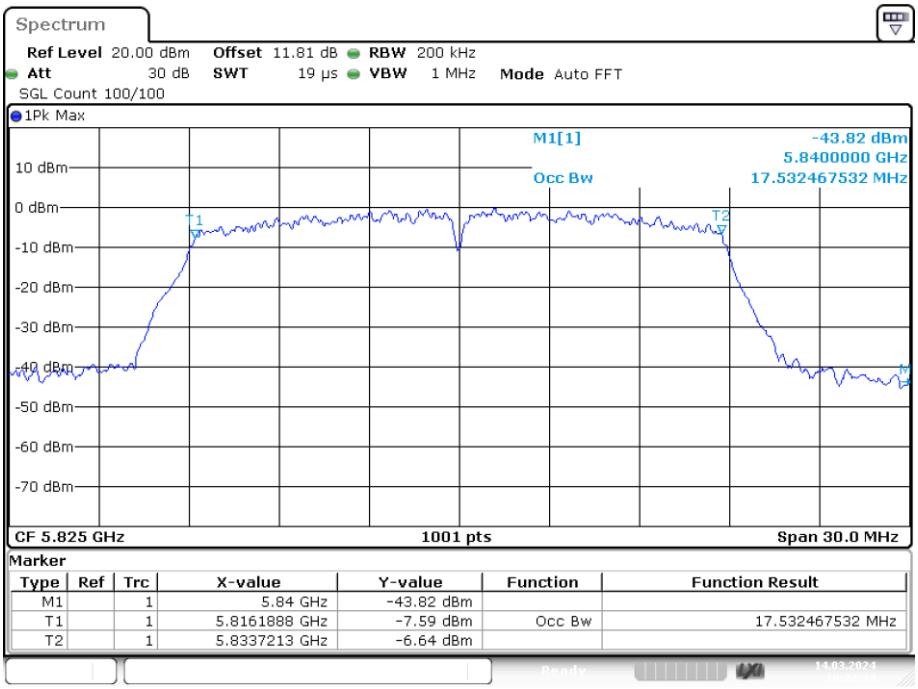

Date: 14.MAR.2024 10:22:34

OBW NVNT n40 5755MHz Ant1

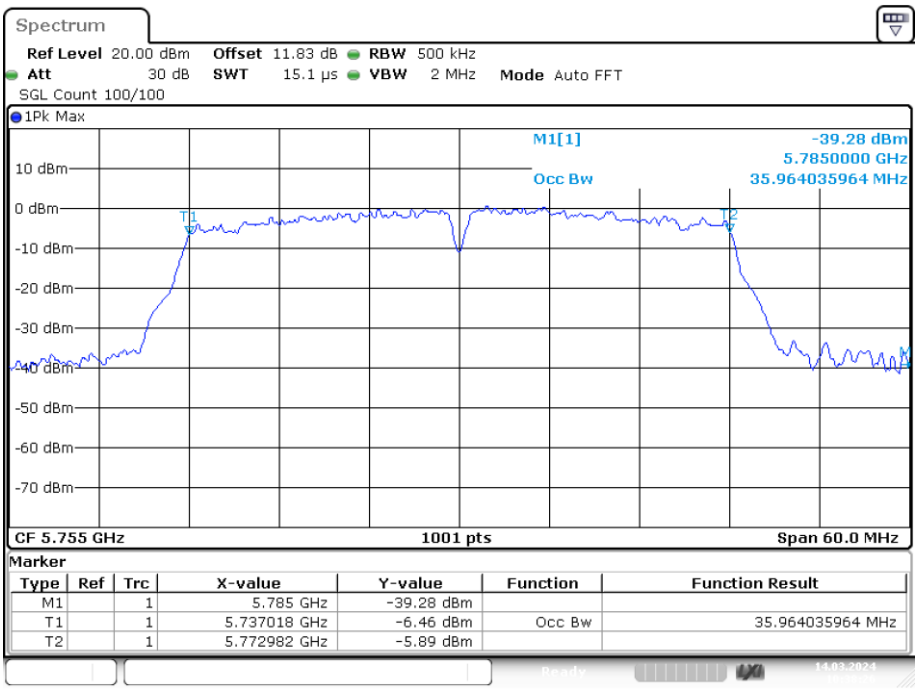

Date: 14.MAR.2024 10:38:26

OBW NVNT n40 5795MHz Ant1

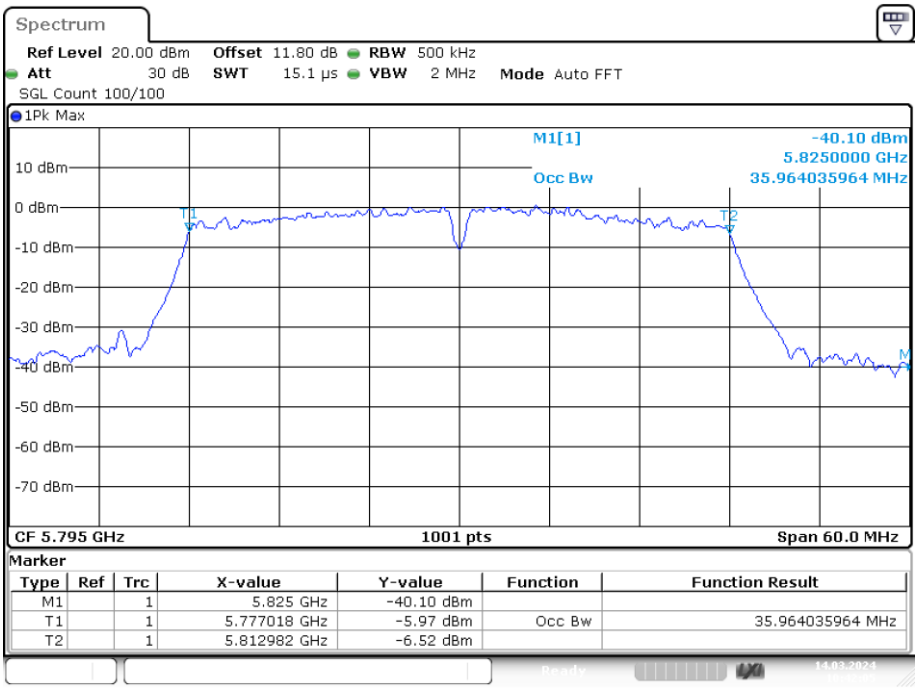

Date: 14.MAR.2024 10:42:05

4.4 Peak Transmit Power

Test Requirement:	FCC Part15 E Section 15.407
Test Method:	KDB 789033 D02 General UNII Test Procedures New Rules v02r01
Limit:	FCC Part15 E Section 15.407: For the band 5.15-5.25GHz, 5.25-5.35GHz, 5.50-5.70GHz, 5.47-5.725GHz, the maximum conducted output power over the frequency bands of operation shall not exceed 250mW. For the band 5.725-5.85GHz, the maximum conducted output power over the frequency bands of operation shall not exceed 1W.
Test setup:	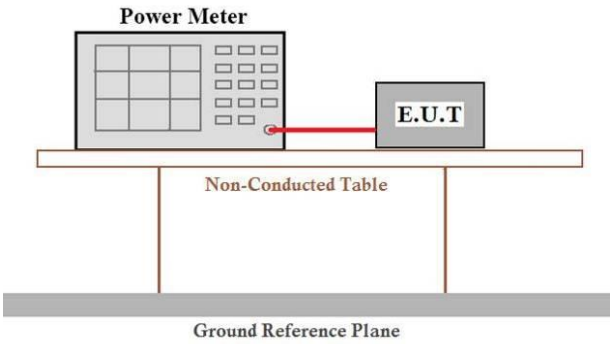
Test procedure:	**Measurement using an RF average power meter** (i) Measurements may be performed using a wideband RF power meter with a thermocouple detector or equivalent if all of the conditions listed below are satisfied a) The EUT is configured to transmit continuously or to transmit with a constant duty cycle. b) At all times when the EUT is transmitting, it must be transmitting at its maximum power control level. c) The integration period of the power meter exceeds the repetition period of the transmitted signal by at least a factor of five. (ii) If the transmitter does not transmit continuously, measure the duty cycle, x, of the transmitter output signal as described in section B). (iii) Measure the average power of the transmitter. This measurement is an average over both the on and off periods of the transmitter. (iv) Adjust the measurement in dBm by adding 10 log(1/x) where x is the duty cycle (e.g., 10log(1/0.25) if the duty cycle is 25 percent).
Test Instruments:	Refer to section 5.10 for details
Test mode:	Refer to section 5.3 for details
Test results:	Pass

Measurement Data

Band 1 (5150-5250 MHz)

Condition	Mode	Frequency (MHz)	Antenna	Conducted Power (dBm)	EIRP (dBm)	Limit (dBm)	Verdict
NVNT	a	5180	Ant1	22.598	18.648	24	Pass
NVNT	a	5200	Ant1	21.618	17.678	24	Pass
NVNT	a	5240	Ant1	21.584	17.634	24	Pass
NVNT	ac20	5180	Ant1	21.962	18.022	24	Pass
NVNT	ac20	5200	Ant1	20.214	16.274	24	Pass
NVNT	ac20	5240	Ant1	20.652	16.712	24	Pass
NVNT	ac40	5190	Ant1	20.715	18.475	24	Pass
NVNT	ac40	5230	Ant1	20.579	16.749	24	Pass
NVNT	ac80	5210	Ant1	20.644	16.594	24	Pass
NVNT	n20	5180	Ant1	21.598	17.658	24	Pass
NVNT	n20	5200	Ant1	21.291	17.351	24	Pass
NVNT	n20	5240	Ant1	20.415	16.475	24	Pass
NVNT	n40	5190	Ant1	21.291	17.461	24	Pass
NVNT	n40	5230	Ant1	21.607	17.787	24	Pass

Duty Cycle

Condition	Mode	Frequency (MHz)	Antenna	Duty Cycle (%)
NVNT	a	5180	Ant1	97.62
NVNT	a	5200	Ant1	97.6
NVNT	a	5240	Ant1	97.66
NVNT	ac20	5180	Ant1	97.47
NVNT	ac20	5200	Ant1	97.52
NVNT	ac20	5240	Ant1	97.52
NVNT	ac40	5190	Ant1	65.86
NVNT	ac40	5230	Ant1	95.11
NVNT	ac80	5210	Ant1	100
NVNT	n20	5180	Ant1	97.43
NVNT	n20	5200	Ant1	97.45
NVNT	n20	5240	Ant1	97.44
NVNT	n40	5190	Ant1	95.16
NVNT	n40	5230	Ant1	94.87

Band 2 (5250 -5350 MHz)

Condition	Mode	Frequency (MHz)	Antenna	Conducted Power (dBm)	EIRP (dBm)	Limit (dBm)	Verdict
NVNT	a	5260	Ant1	22.107	18.157	24	Pass
NVNT	a	5280	Ant1	21.423	17.473	24	Pass
NVNT	a	5320	Ant1	21.761	17.811	24	Pass
NVNT	ac20	5260	Ant1	21.221	17.281	24	Pass
NVNT	ac20	5280	Ant1	21.237	17.297	24	Pass
NVNT	ac20	5320	Ant1	21.309	17.369	24	Pass
NVNT	ac40	5270	Ant1	21.702	17.872	24	Pass
NVNT	ac40	5310	Ant1	21.477	17.637	24	Pass
NVNT	ac80	5290	Ant1	21.974	17.924	24	Pass
NVNT	n20	5260	Ant1	21.761	17.821	24	Pass
NVNT	n20	5280	Ant1	21.006	17.066	24	Pass
NVNT	n20	5320	Ant1	21.779	17.839	24	Pass
NVNT	n40	5270	Ant1	20.912	17.082	24	Pass
NVNT	n40	5310	Ant1	21.682	17.852	24	Pass

Duty Cycle

Condition	Mode	Frequency (MHz)	Antenna	Duty Cycle (%)
NVNT	a	5260	Ant1	97.65
NVNT	a	5280	Ant1	97.62
NVNT	a	5320	Ant1	97.62
NVNT	ac20	5260	Ant1	97.5
NVNT	ac20	5280	Ant1	97.53
NVNT	ac20	5320	Ant1	97.52
NVNT	ac40	5270	Ant1	95.15
NVNT	ac40	5310	Ant1	95.18
NVNT	ac80	5290	Ant1	100
NVNT	n20	5260	Ant1	97.48
NVNT	n20	5280	Ant1	97.49
NVNT	n20	5320	Ant1	97.47
NVNT	n40	5270	Ant1	95.09
NVNT	n40	5310	Ant1	95.14

Band 3 (5500 – 5700 MHz)

Condition	Mode	Frequency (MHz)	Antenna	Conducted Power (dBm)	EIRP (dBm)	Limit (dBm)	Verdict
NVNT	a	5500	Ant1	22.504	18.564	24	Pass
NVNT	a	5580	Ant1	22.59	18.64	24	Pass
NVNT	a	5700	Ant1	22.447	18.497	24	Pass
NVNT	ac20	5500	Ant1	23.099	19.159	24	Pass
NVNT	ac20	5580	Ant1	22.239	18.299	24	Pass
NVNT	ac20	5700	Ant1	22.793	18.853	24	Pass
NVNT	ac40	5510	Ant1	21.425	17.585	24	Pass
NVNT	ac40	5670	Ant1	21.993	18.163	24	Pass
NVNT	ac80	5530	Ant1	21.829	17.779	24	Pass
NVNT	n20	5500	Ant1	22.395	18.455	24	Pass
NVNT	n20	5580	Ant1	22.303	18.363	24	Pass
NVNT	n20	5700	Ant1	22.312	18.372	24	Pass
NVNT	n40	5510	Ant1	22.61	18.78	24	Pass
NVNT	n40	5670	Ant1	22.938	19.108	24	Pass

Duty Cycle

Condition	Mode	Frequency (MHz)	Antenna	Duty Cycle (%)
NVNT	a	5500	Ant1	97.59
NVNT	a	5580	Ant1	97.63
NVNT	a	5700	Ant1	97.63
NVNT	ac20	5500	Ant1	97.5
NVNT	ac20	5580	Ant1	97.49
NVNT	ac20	5700	Ant1	97.5
NVNT	ac40	5510	Ant1	95.18
NVNT	ac40	5670	Ant1	95.15
NVNT	ac80	5530	Ant1	100
NVNT	n20	5500	Ant1	97.45
NVNT	n20	5580	Ant1	97.48
NVNT	n20	5700	Ant1	97.46
NVNT	n40	5510	Ant1	95.11
NVNT	n40	5670	Ant1	95.1

Band 4 (5725 – 5850 MHz)

Condition	Mode	Frequency (MHz)	Antenna	Conducted Power (dBm)	EIRP (dBm)	Limit (dBm)	Verdict
NVNT	a	5745	Ant1	22.788	18.838	30	Pass
NVNT	a	5785	Ant1	22.876	18.926	30	Pass
NVNT	a	5825	Ant1	22.666	18.716	30	Pass
NVNT	ac20	5745	Ant1	22.593	18.653	30	Pass
NVNT	ac20	5785	Ant1	22.649	18.709	30	Pass
NVNT	ac20	5825	Ant1	22.759	18.819	30	Pass
NVNT	ac40	5755	Ant1	22.492	18.652	30	Pass
NVNT	ac40	5795	Ant1	22.947	19.107	30	Pass
NVNT	ac80	5775	Ant1	22.27	18.22	30	Pass
NVNT	n20	5745	Ant1	22.771	18.831	30	Pass
NVNT	n20	5785	Ant1	22.586	18.646	30	Pass
NVNT	n20	5825	Ant1	22.683	18.743	30	Pass
NVNT	n40	5755	Ant1	22.609	18.779	30	Pass
NVNT	n40	5795	Ant1	22.513	18.683	30	Pass

Duty Cycle

Condition	Mode	Frequency (MHz)	Antenna	Duty Cycle (%)
NVNT	a	5745	Ant1	97.64
NVNT	a	5785	Ant1	97.66
NVNT	a	5825	Ant1	97.63
NVNT	ac20	5745	Ant1	97.53
NVNT	ac20	5785	Ant1	97.48
NVNT	ac20	5825	Ant1	97.49
NVNT	ac40	5755	Ant1	95.18
NVNT	ac40	5795	Ant1	95.19
NVNT	ac80	5775	Ant1	100
NVNT	n20	5745	Ant1	97.49
NVNT	n20	5785	Ant1	97.48
NVNT	n20	5825	Ant1	97.47
NVNT	n40	5755	Ant1	95.14
NVNT	n40	5795	Ant1	95.09

4.5 Power Spectral Density

Test Requirement:	FCC Part15 E Section 15.407
Test Method:	KDB 789033 D02 General UNII Test Procedures New Rules v02r01
Limit:	≤11.00dBm/MHz for 5150MHz-5250MHz, 5250-5350MHz and 5470-5725 MHz ≤30.00dBm/500KHz for 5725MHz-5850MHz
Test setup:	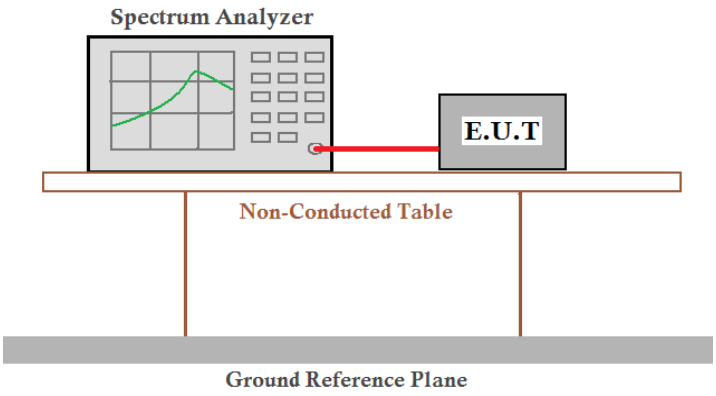
Test procedure:	1) Create an average power spectrum for the EUT operating mode being tested by following the instructions in section E)2) for measuring maximum conducted output power using a spectrum analyzer or EMI receiver: select the appropriate test method (SA-1, SA-2, SA-3, or alternatives to each) and apply it up to, but not including, the step labeled, “Compute power…”. 2) Use the peak search function on the instrument to find the peak of the spectrum. 3) Make the following adjustments to the peak value of the spectrum, if applicable: a) If Method SA-2 or SA-2 Alternative was used, add 10 log(1/x), where x is the duty cycle, to the peak of the spectrum. b) If Method SA-3 Alternative was used and the linear mode was used in step E)2)g)(viii), add 1 dB to the final result to compensate for the difference between linear averaging and power averaging. 4) The result is the PSD.
Test Instruments:	Refer to section 5.10 for details
Test mode:	Refer to section 5.3 for details
Test results:	Pass

Measurement Data

Band 1 (5150 - 5250 MHz)

Condition	Mode	Frequency (MHz)	Antenna	EIRP PSD (dBm/MHz)	Limit (dBm/MHz)	Verdict
NVNT	a	5180	Ant1	8.964	11	Pass
NVNT	a	5200	Ant1	8.182	11	Pass
NVNT	a	5240	Ant1	8.048	11	Pass
NVNT	ac20	5180	Ant1	5.938	11	Pass
NVNT	ac20	5200	Ant1	6.33	11	Pass
NVNT	ac20	5240	Ant1	7.317	11	Pass
NVNT	ac40	5190	Ant1	4.185	11	Pass
NVNT	ac40	5230	Ant1	3.382	11	Pass
NVNT	ac80	5210	Ant1	0.488	11	Pass
NVNT	n20	5180	Ant1	7.138	11	Pass
NVNT	n20	5200	Ant1	7.298	11	Pass
NVNT	n20	5240	Ant1	6.819	11	Pass
NVNT	n40	5190	Ant1	4.237	11	Pass
NVNT	n40	5230	Ant1	4.479	11	Pass

PSD NVNT a 5180MHz Ant1

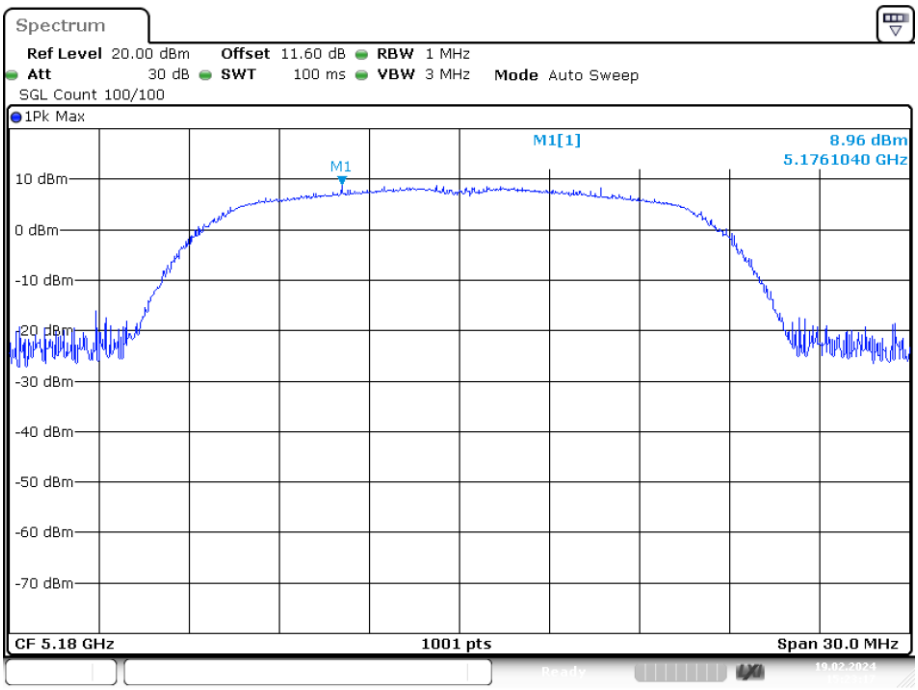

PSD NVNT a 5200MHz Ant1

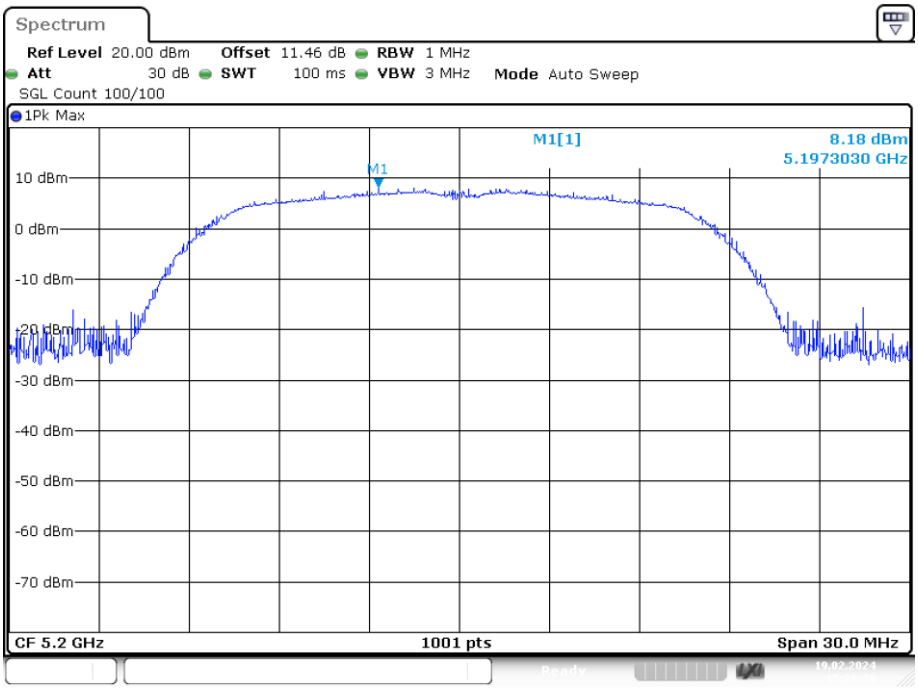

Date: 19.FEB.2024 15:26:20

PSD NVNT a 5240MHz Ant1

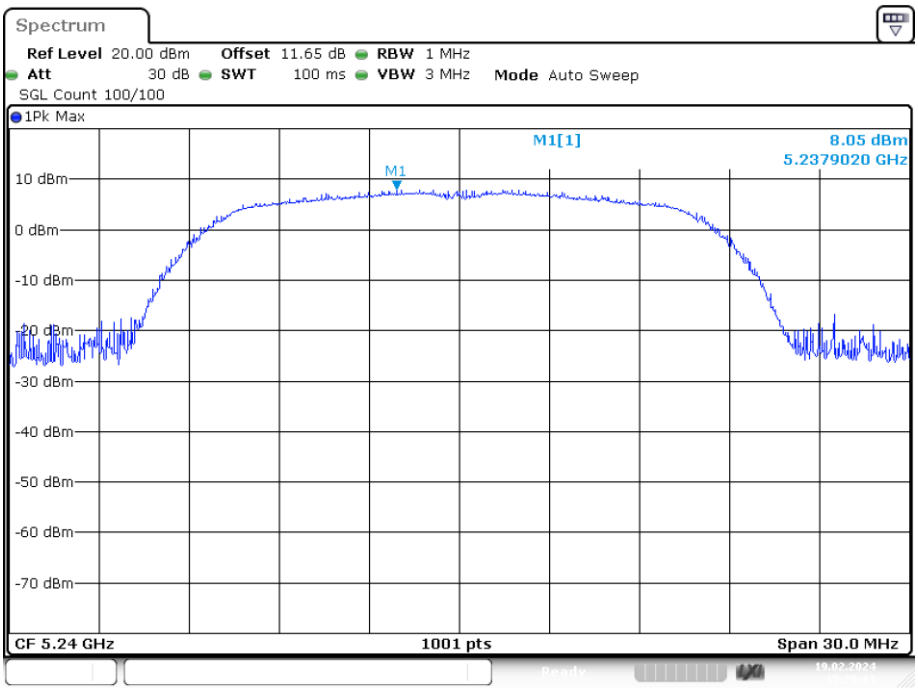

Date: 19.FEB.2024 15:29:13

PSD NVNT ac20 5180MHz Ant1

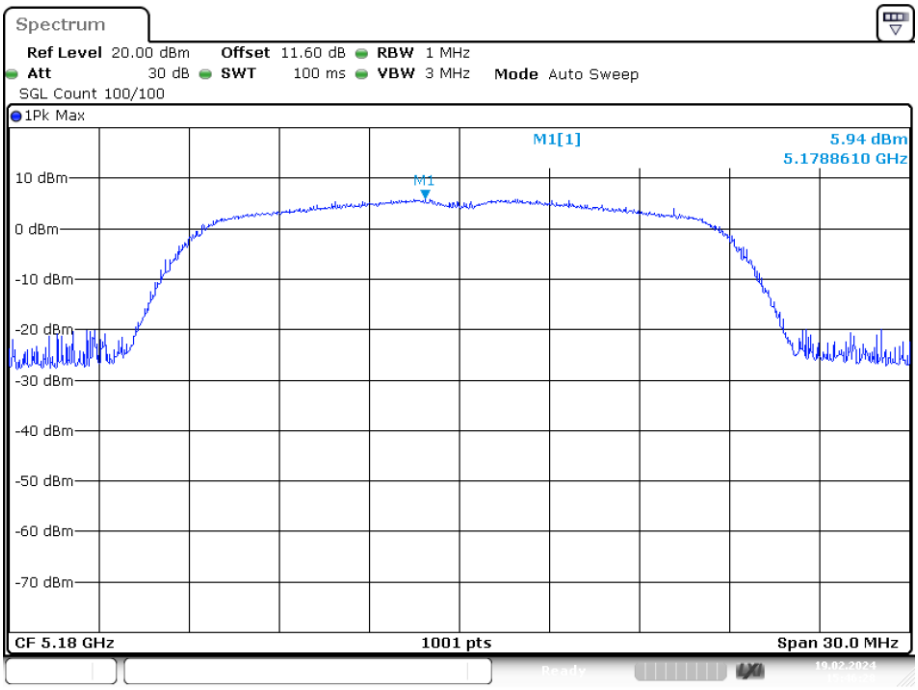

Date: 19.FEB.2024 15:46:29

PSD NVNT ac20 5200MHz Ant1

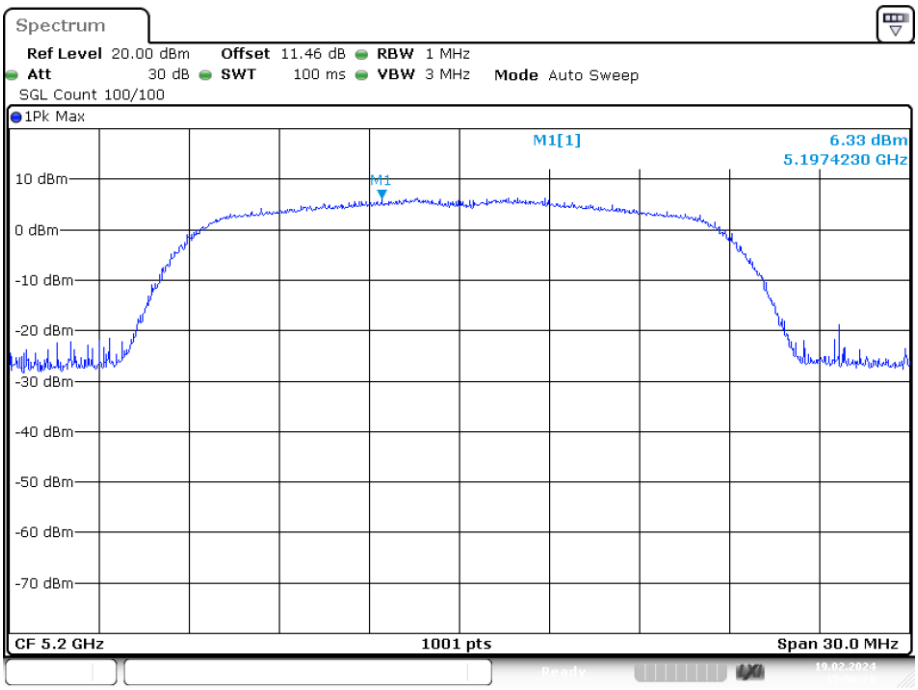

Date: 19.FEB.2024 15:50:19

PSD NVNT ac20 5240MHz Ant1

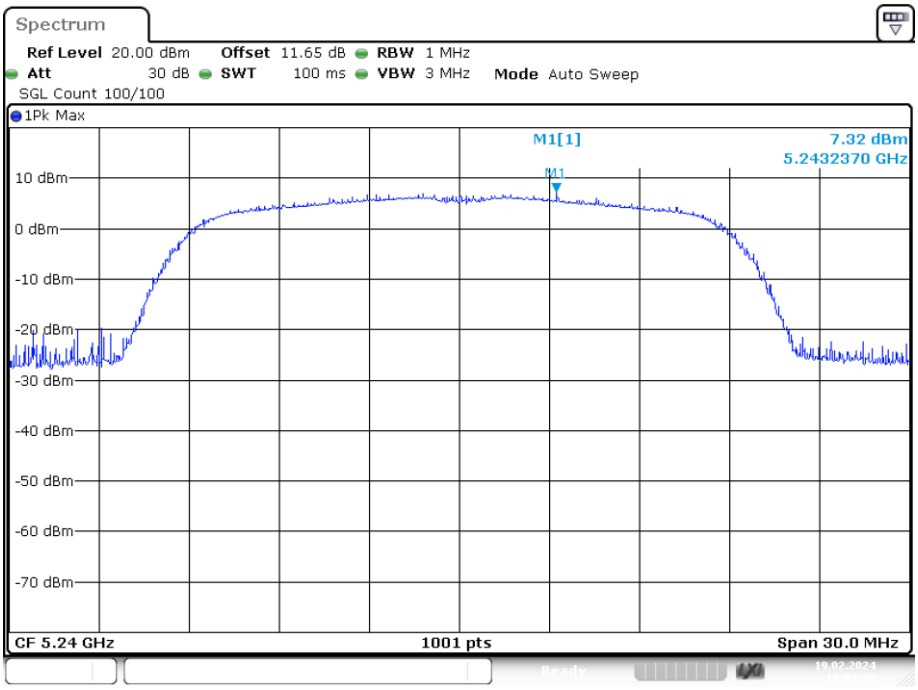

Date: 19.FEB.2024 15:54:10

PSD NVNT ac40 5190MHz Ant1

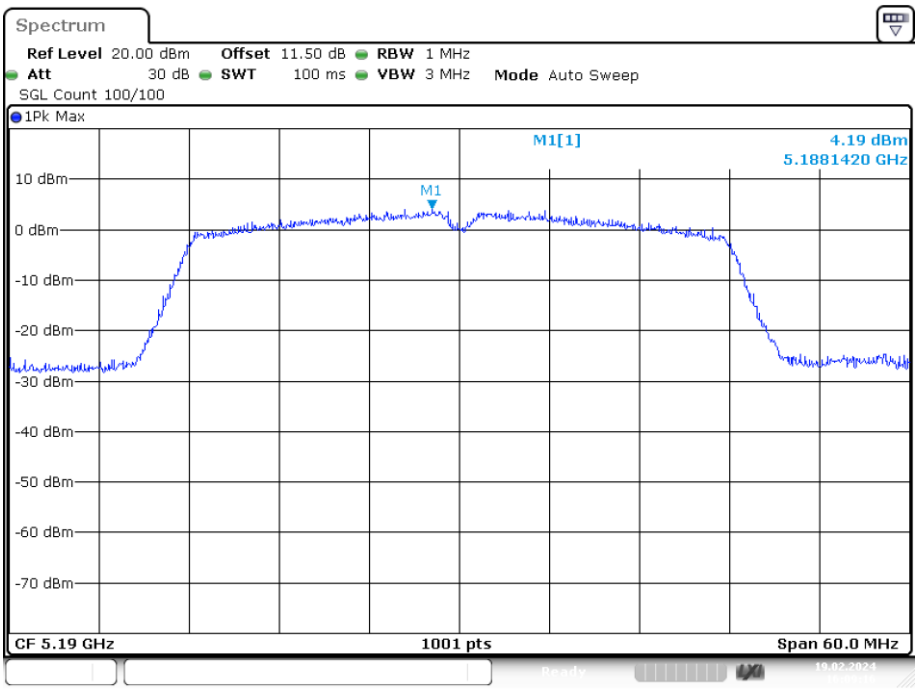

Date: 19.FEB.2024 16:09:16

PSD NVNT ac40 5230MHz Ant1

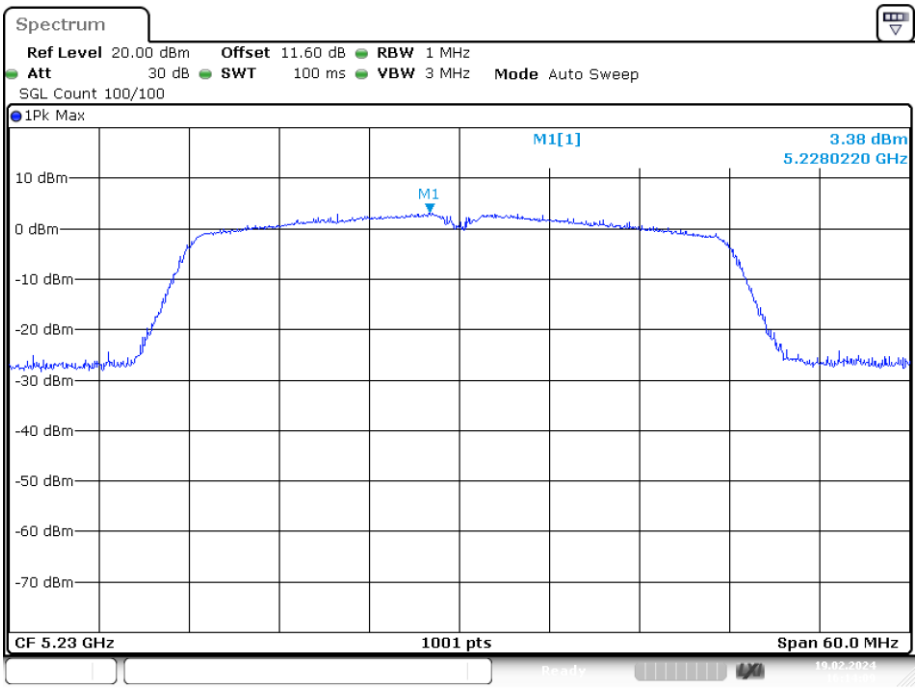

Date: 19.FEB.2024 16:14:10

PSD NVNT ac80 5210MHz Ant1

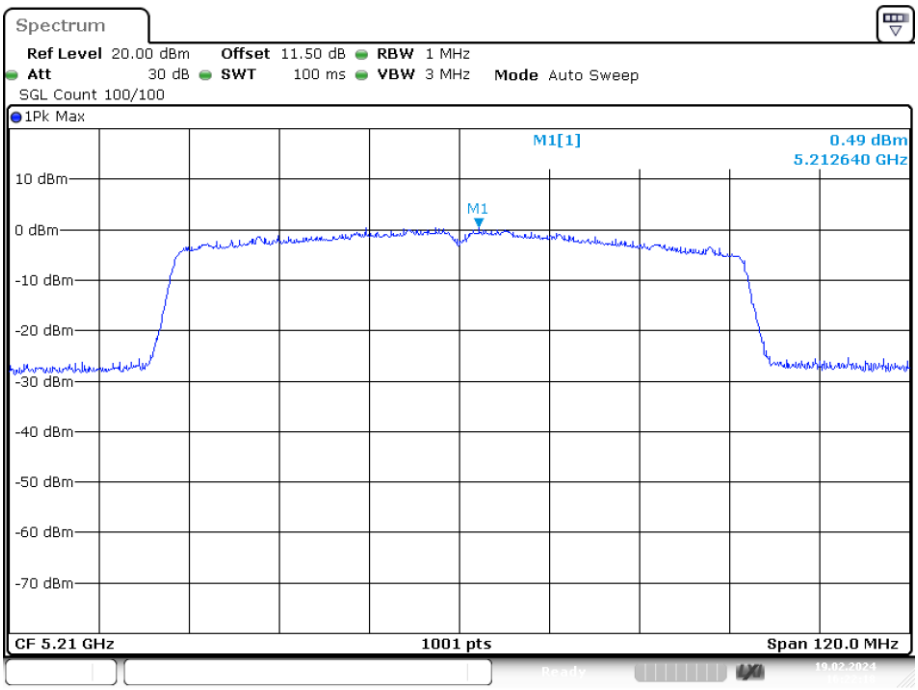

Date: 19.FEB.2024 16:22:18

PSD NVNT n20 5180MHz Ant1

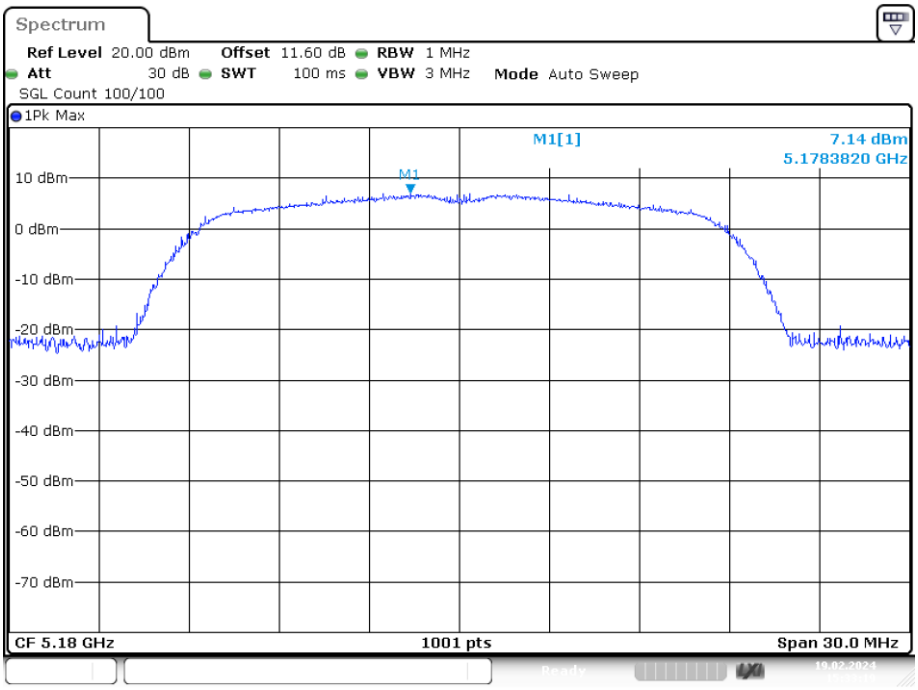

Date: 19.FEB.2024 15:33:20

PSD NVNT n20 5200MHz Ant1

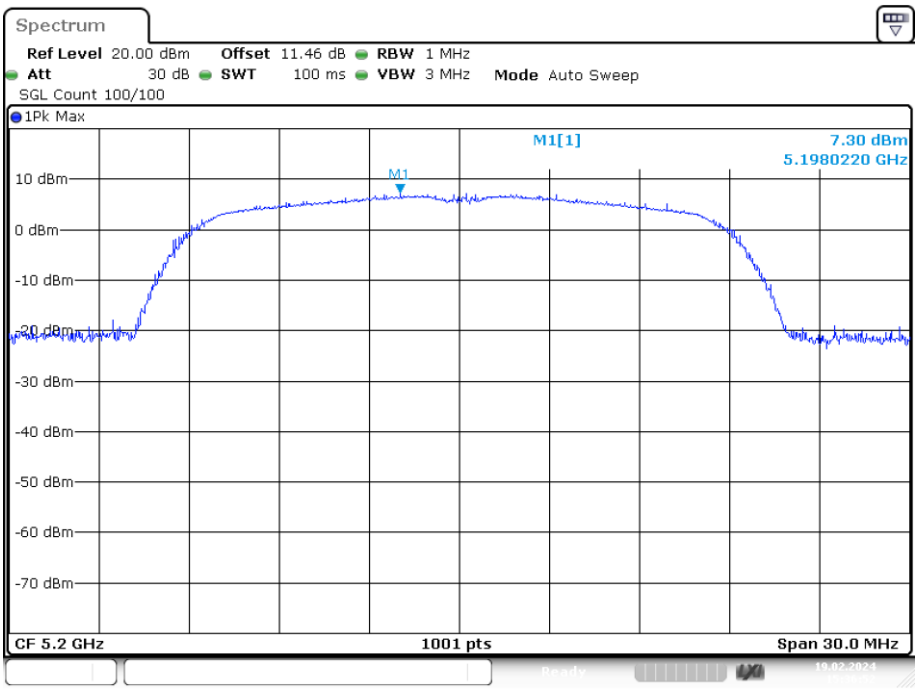

Date: 19.FEB.2024 15:36:52

PSD NVNT n20 5240MHz Ant1

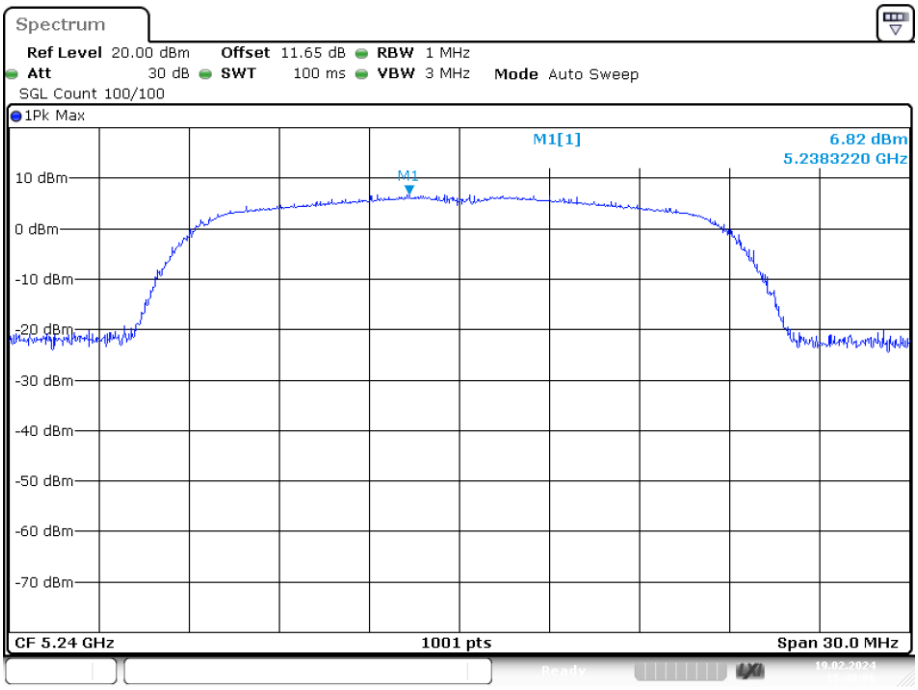

Date: 19.FEB.2024 15:40:06

PSD NVNT n40 5190MHz Ant1

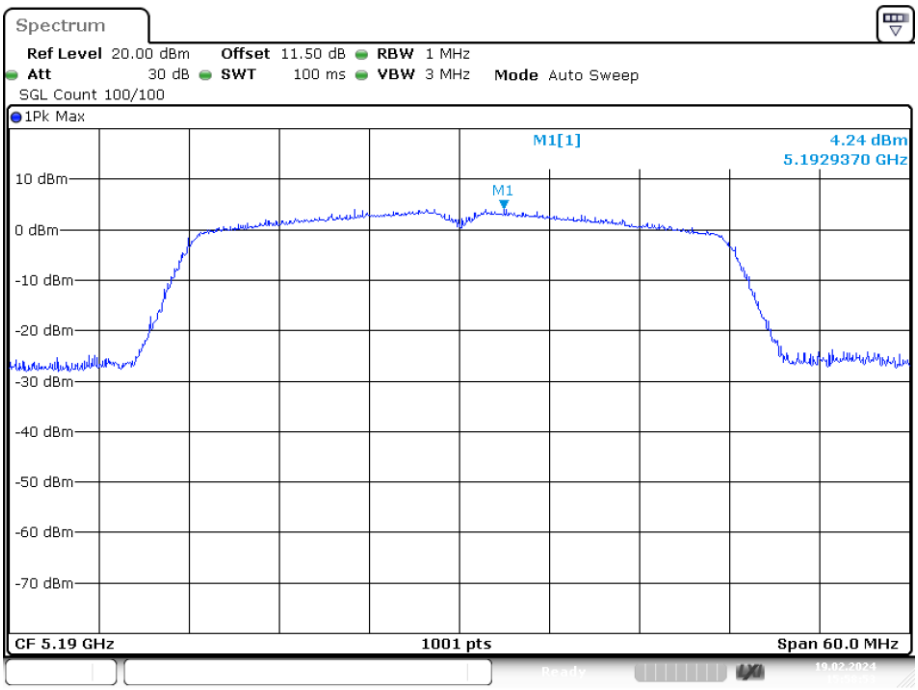

Date: 19.FEB.2024 15:58:53

PSD NVNT n40 5230MHz Ant1

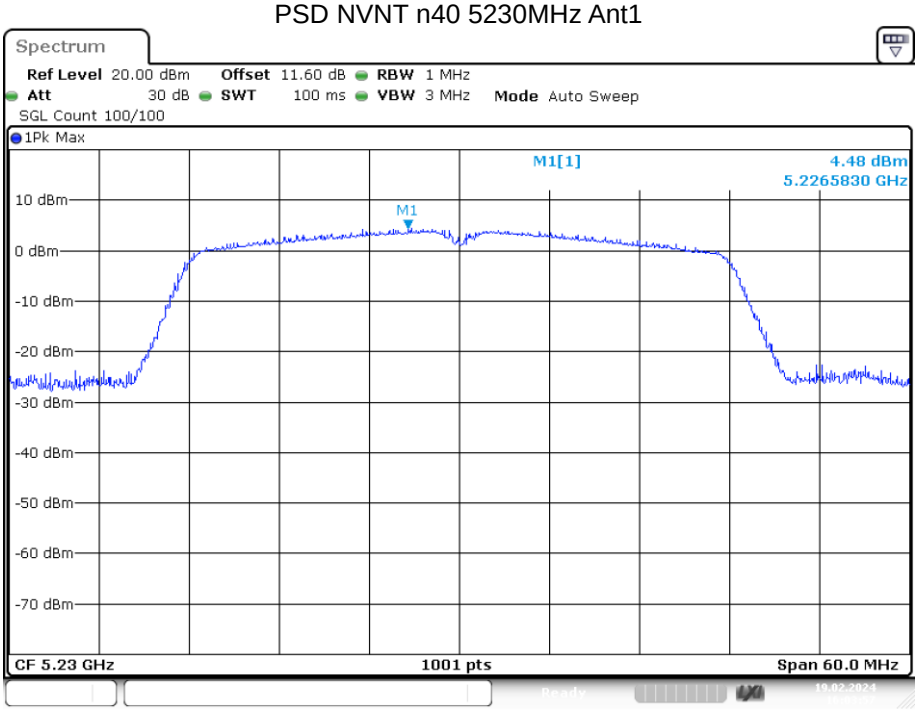

Date: 19.FEB.2024 16:03:56

Band 2 (5250 -5350 MHz)

Condition	Mode	Frequency (MHz)	Antenna	EIRP PSD (dBm/MHz)	Limit (dBm/MHz)	Verdict
NVNT	a	5260	Ant1	7.789	11	Pass
NVNT	a	5280	Ant1	7.284	11	Pass
NVNT	a	5320	Ant1	8.074	11	Pass
NVNT	ac20	5260	Ant1	6.732	11	Pass
NVNT	ac20	5280	Ant1	7.658	11	Pass
NVNT	ac20	5320	Ant1	7.931	11	Pass
NVNT	ac40	5270	Ant1	4.634	11	Pass
NVNT	ac40	5310	Ant1	4.714	11	Pass
NVNT	ac80	5290	Ant1	2.217	11	Pass
NVNT	n20	5260	Ant1	7.92	11	Pass
NVNT	n20	5280	Ant1	7.187	11	Pass
NVNT	n20	5320	Ant1	8.27	11	Pass
NVNT	n40	5270	Ant1	4.367	11	Pass
NVNT	n40	5310	Ant1	5.323	11	Pass

PSD NVNT a 5260MHz Ant1

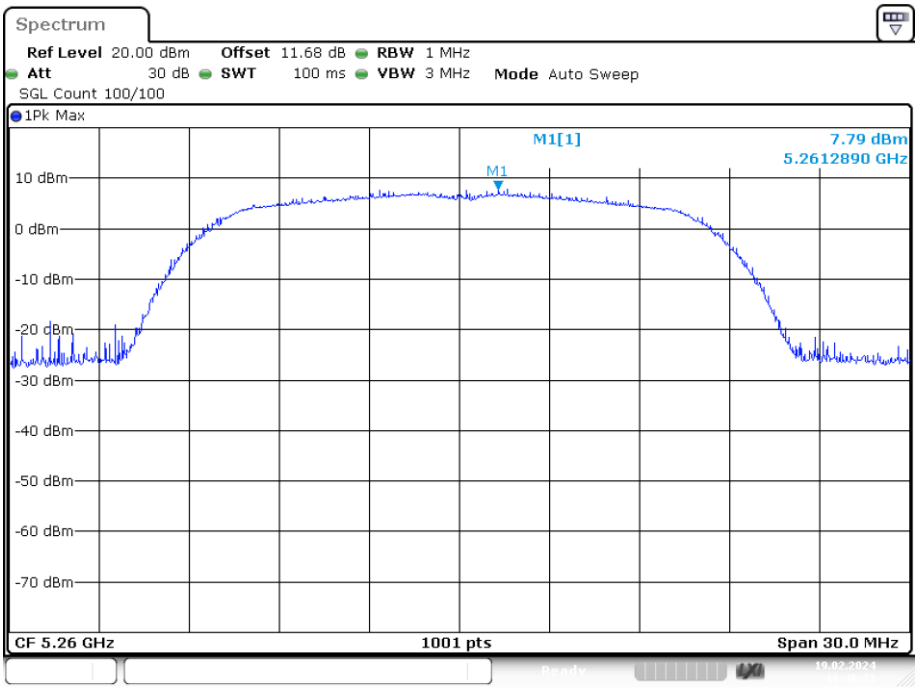

Date: 19.FEB.2024 16:46:21

PSD NVNT a 5280MHz Ant1

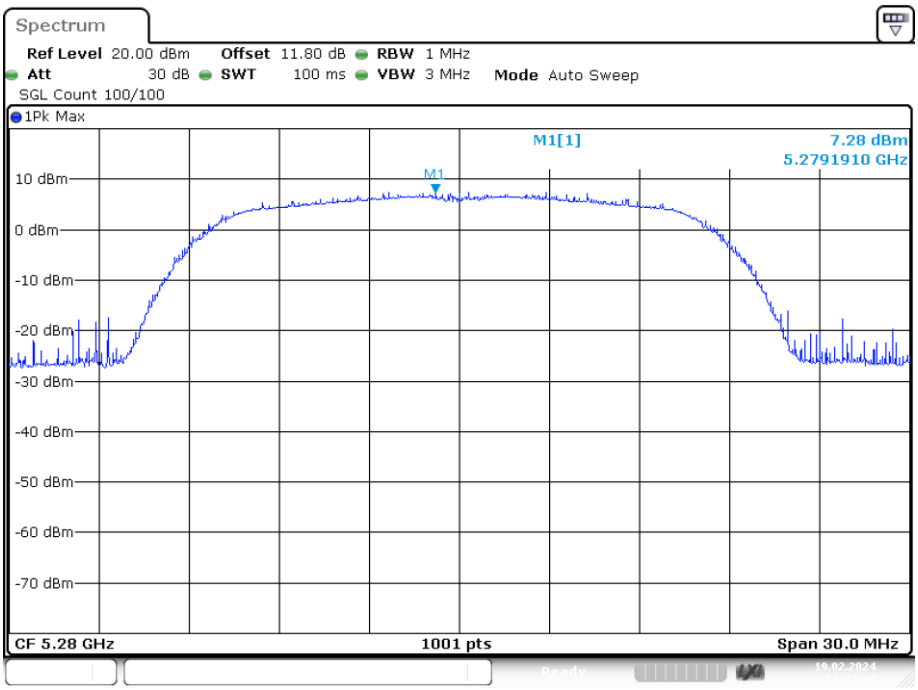

Date: 19.FEB.2024 16:43:13

PSD NVNT a 5320MHz Ant1

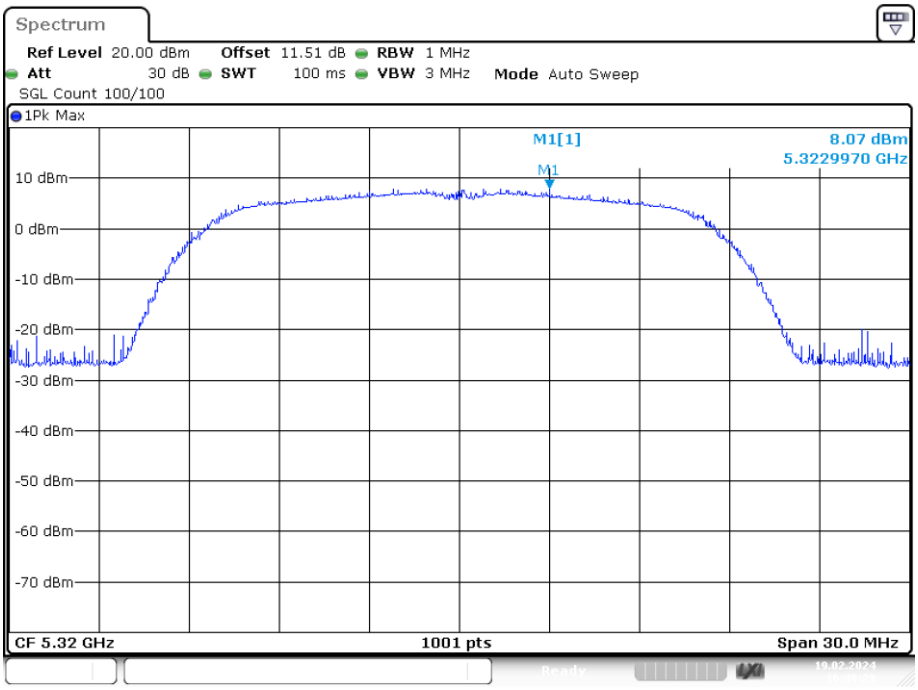

Date: 19.FEB.2024 16:49:29

PSD NVNT ac20 5260MHz Ant1

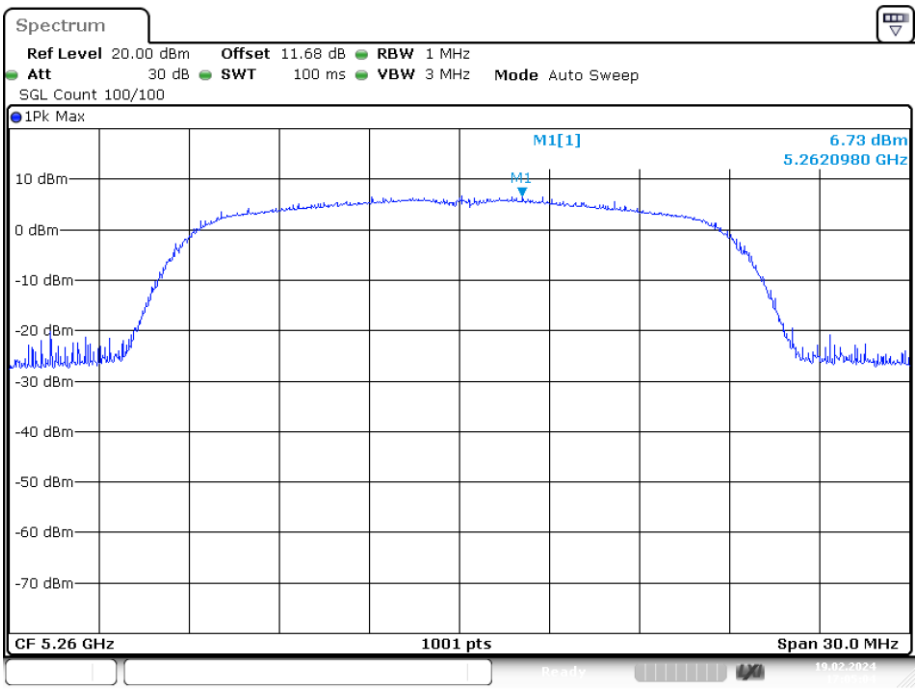

Date: 19.FEB.2024 17:05:04