8.8 Band Edge(Hopping)

Condition	Mode	Frequency (MHz)	Antenna	Hopping Mode	Max Value (dBc)	Limit (dBc)	Verdict
NVNT	1-DH5	2402	Ant1	Hopping	-48.27	-20	Pass
NVNT	1-DH5	2480	Ant1	Hopping	-48.12	-20	Pass
NVNT	2-DH5	2402	Ant1	Hopping	-47.74	-20	Pass
NVNT	2-DH5	2480	Ant1	Hopping	-47.44	-20	Pass
NVNT	3-DH5	2402	Ant1	Hopping	-48.81	-20	Pass
NVNT	3-DH5	2480	Ant1	Hopping	-47.88	-20	Pass

Test Graphs

Band Edge(Hopping) NVNT 1-DH5 2402MHz Ant1 Hopping Ref

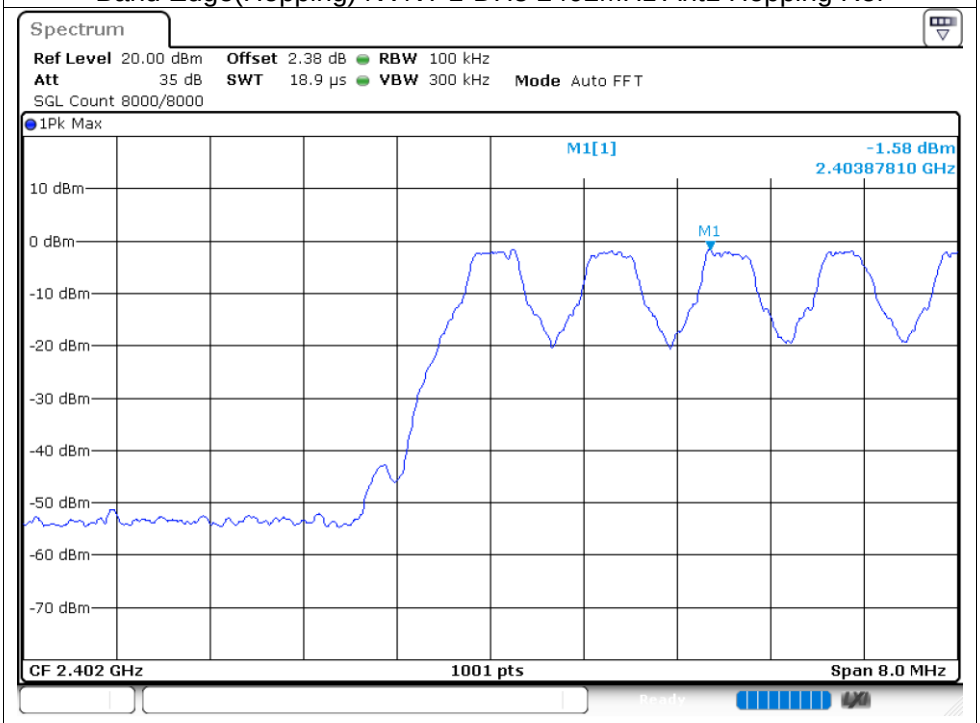

Band Edge(Hopping) NVNT 1-DH5 2402MHz Ant1 Hopping Emission

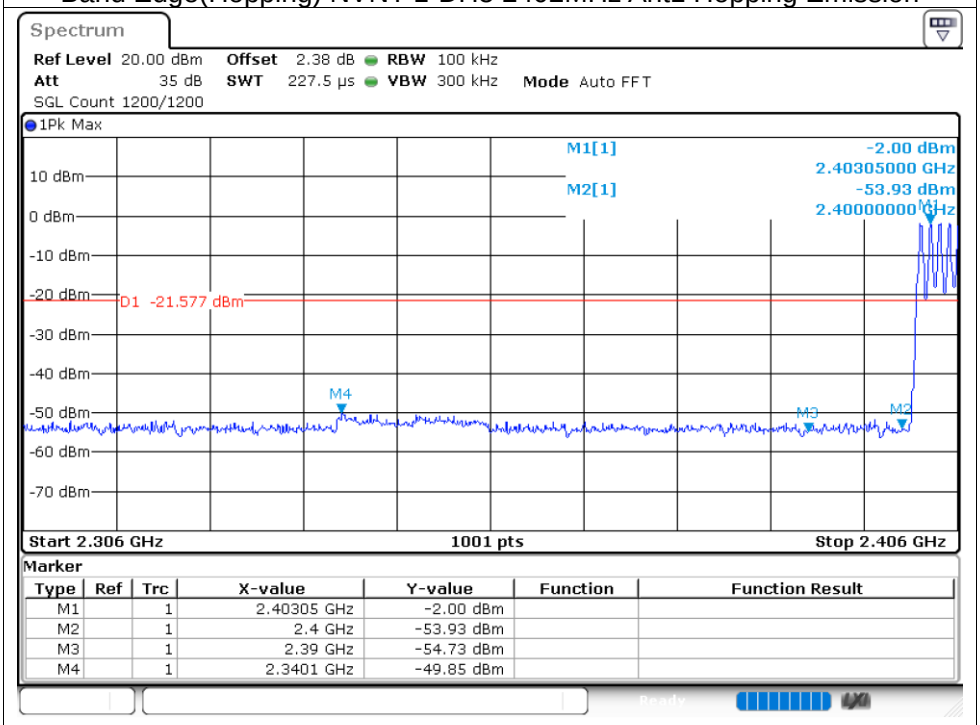

Marker

Type	Ref	Trc	X-value	Y-value	Function	Function Result
M1		1	2.40305 GHz	-2.00 dBm		
M2		1	2.4 GHz	-53.93 dBm		
M3		1	2.39 GHz	-54.73 dBm		
M4		1	2.3401 GHz	-49.85 dBm		

Band Edge(Hopping) NVNT 1-DH5 2480MHz Ant1 Hopping Ref

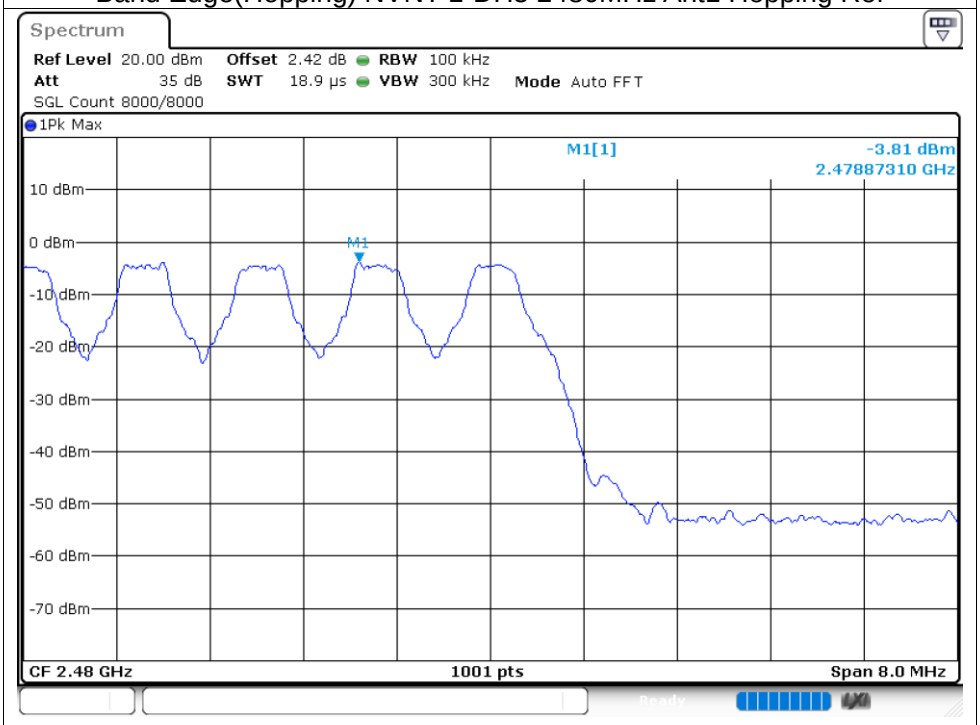

Band Edge(Hopping) NVNT 1-DH5 2480MHz Ant1 Hopping Emission

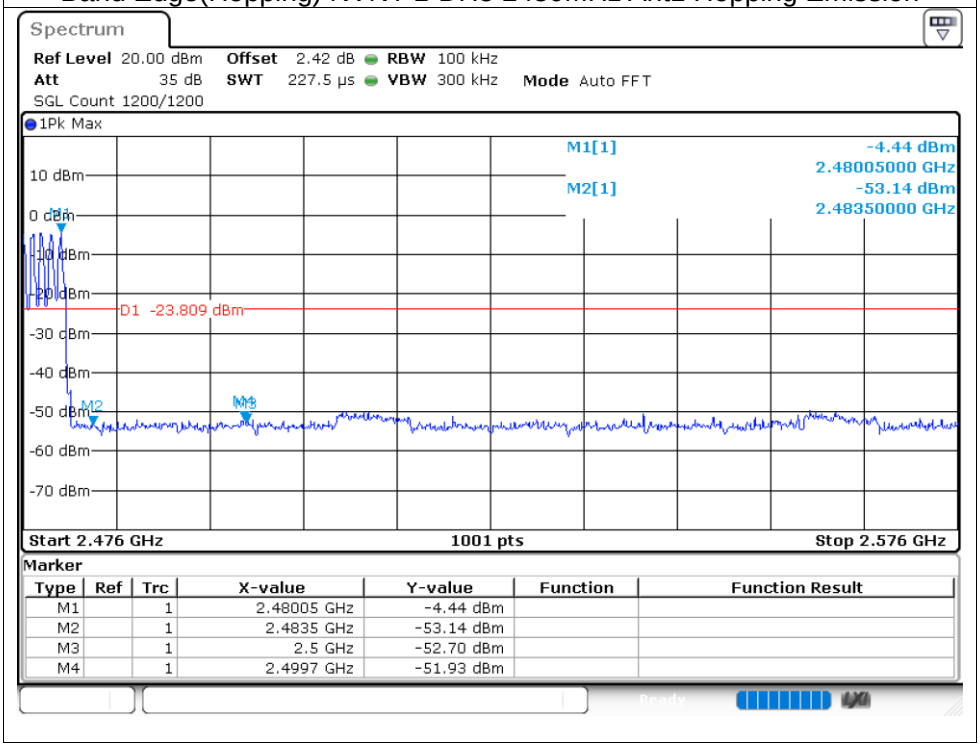

Band Edge(Hopping) NVNT 2-DH5 2402MHz Ant1 Hopping Ref

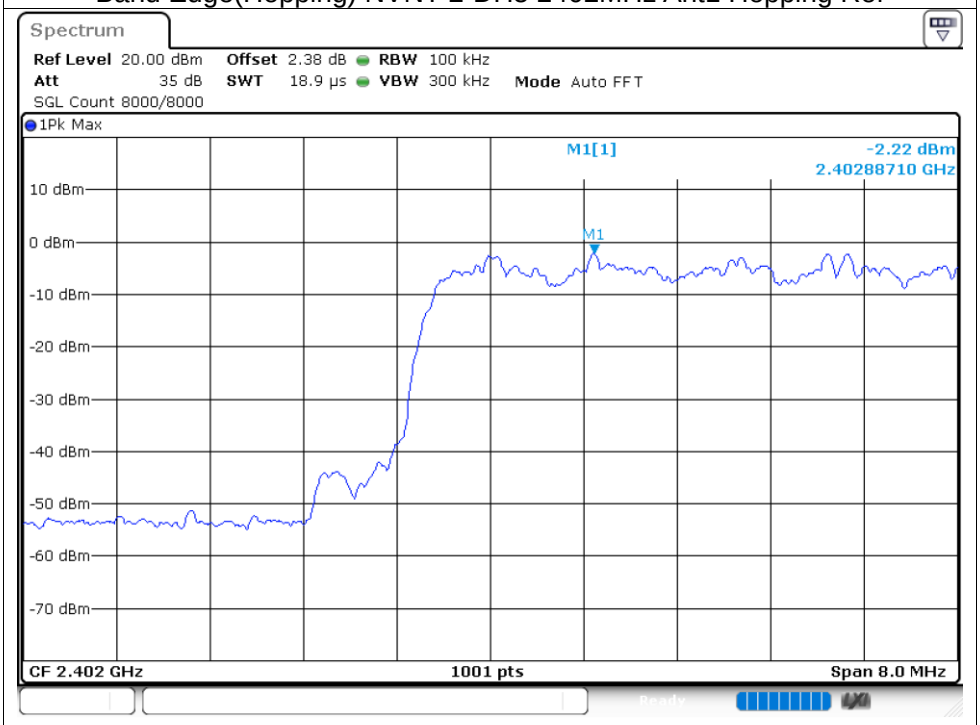

Band Edge(Hopping) NVNT 2-DH5 2402MHz Ant1 Hopping Emission

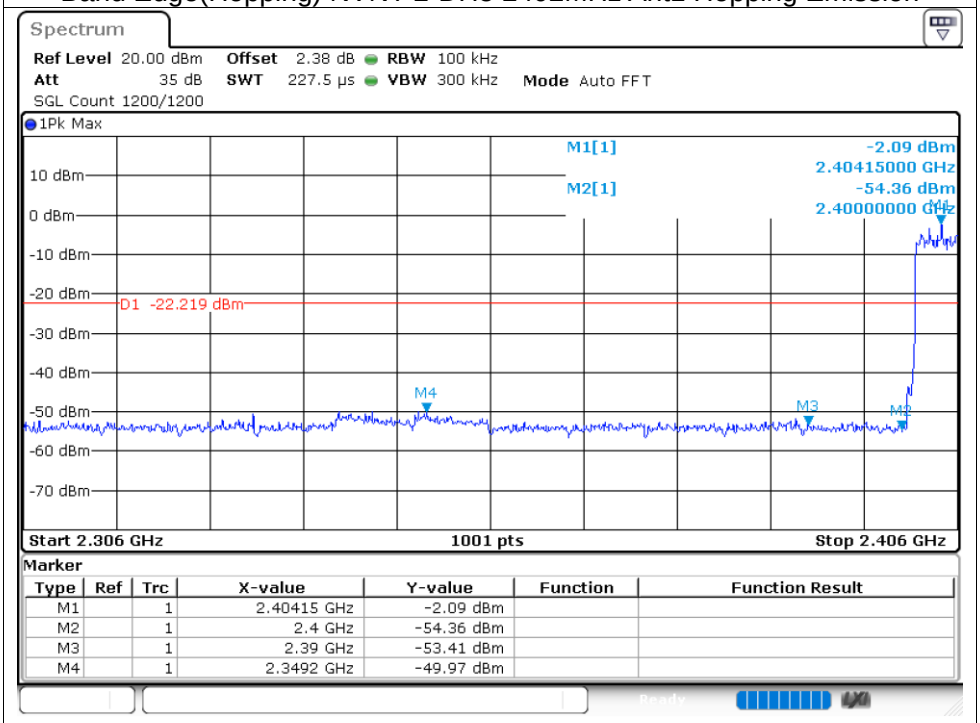

Marker

Type	Ref	Trc	X-value	Y-value	Function	Function Result
M1		1	2.40415 GHz	-2.09 dBm		
M2		1	2.4 GHz	-54.36 dBm		
M3		1	2.39 GHz	-53.41 dBm		
M4		1	2.3492 GHz	-49.97 dBm		

Band Edge(Hopping) NVNT 2-DH5 2480MHz Ant1 Hopping Ref

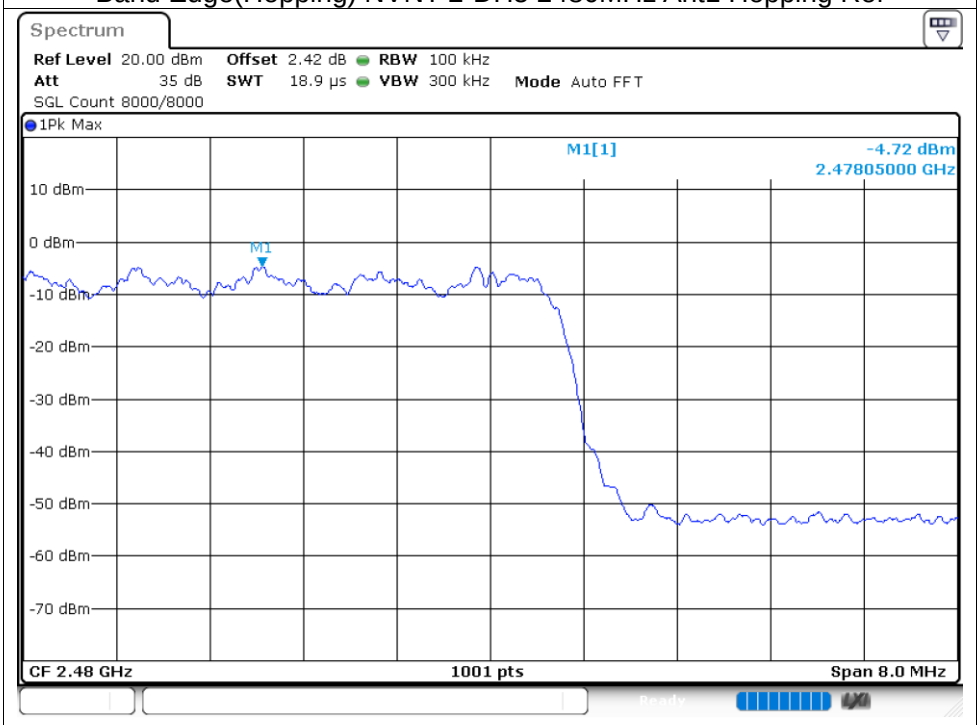

Band Edge(Hopping) NVNT 2-DH5 2480MHz Ant1 Hopping Emission

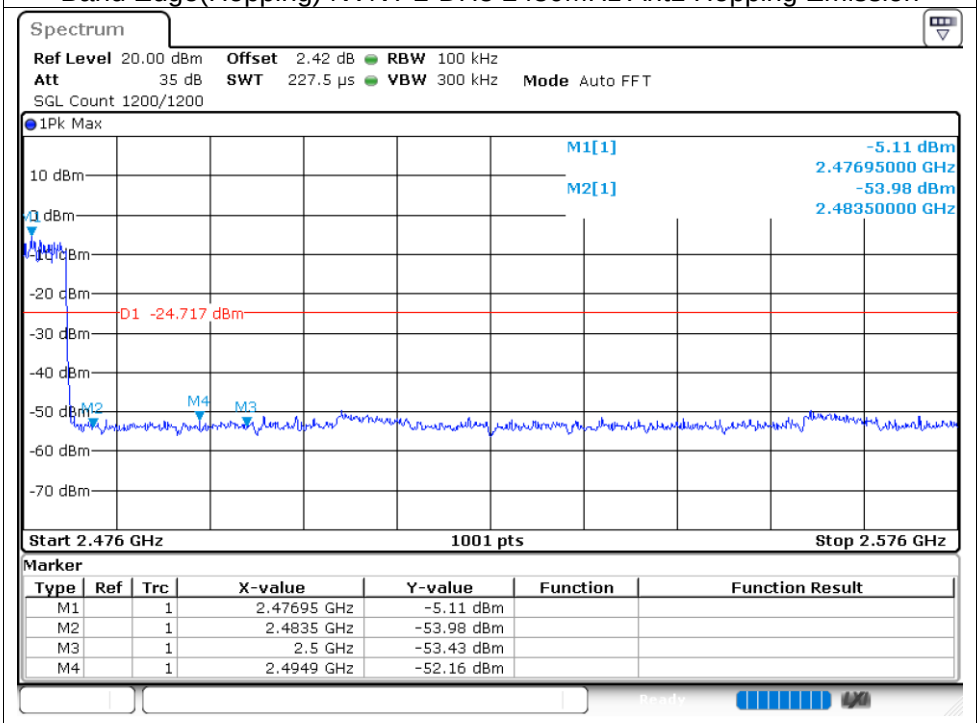

Marker

Type	Ref	Trc	X-value	Y-value	Function	Function Result
M1		1	2.47695 GHz	-5.11 dBm		
M2		1	2.4835 GHz	-53.98 dBm		
M3		1	2.5 GHz	-53.43 dBm		
M4		1	2.4949 GHz	-52.16 dBm		

Band Edge(Hopping) NVNT 3-DH5 2402MHz Ant1 Hopping Ref

Band Edge(Hopping) NVNT 3-DH5 2402MHz Ant1 Hopping Emission

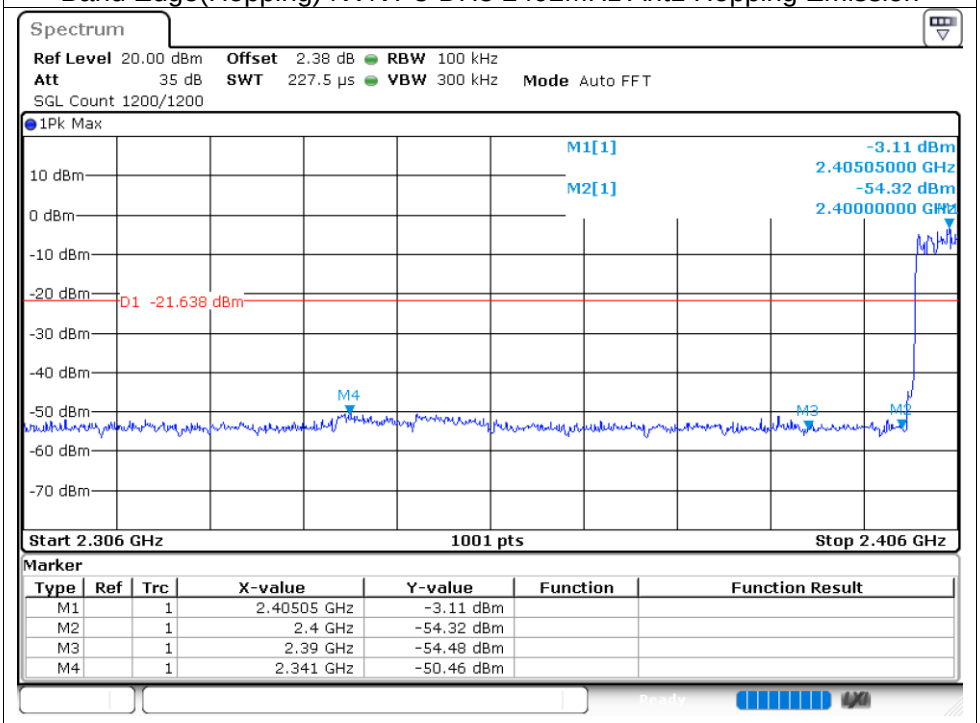

Marker

Type	Ref	Trc	X-value	Y-value	Function	Function Result
M1		1	2.40505 GHz	-3.11 dBm		
M2		1	2.4 GHz	-54.32 dBm		
M3		1	2.39 GHz	-54.48 dBm		
M4		1	2.341 GHz	-50.46 dBm		

Band Edge(Hopping) NVNT 3-DH5 2480MHz Ant1 Hopping Ref

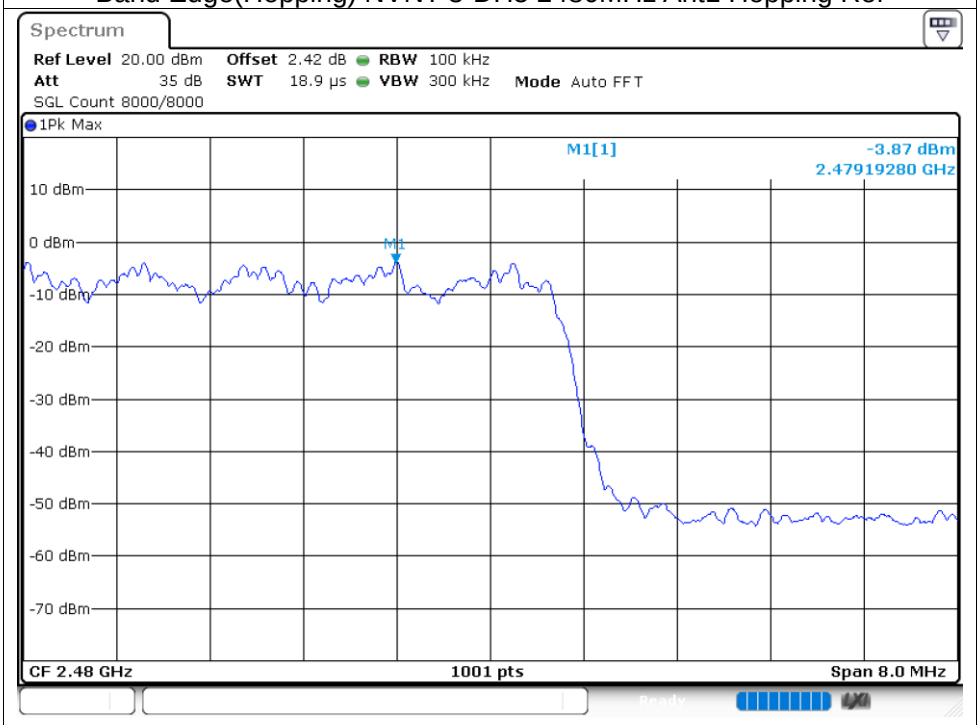

Band Edge(Hopping) NVNT 3-DH5 2480MHz Ant1 Hopping Emission

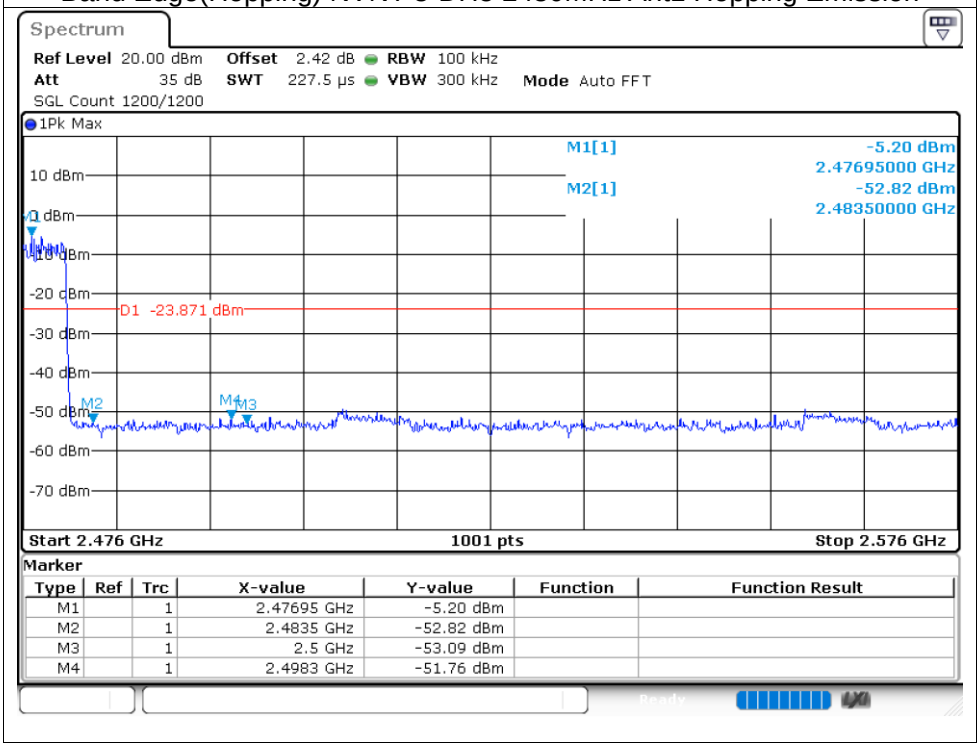

8.9 Conducted RF Spurious Emission

Condition	Mode	Frequency (MHz)	Antenna	Max Value (dBc)	Limit (dBc)	Verdict
NVNT	1-DH5	2402	Ant1	-44.01	-20	Pass
NVNT	1-DH5	2441	Ant1	-46.41	-20	Pass
NVNT	1-DH5	2480	Ant1	-46.66	-20	Pass
NVNT	2-DH5	2402	Ant1	-44.38	-20	Pass
NVNT	2-DH5	2441	Ant1	-44.74	-20	Pass
NVNT	2-DH5	2480	Ant1	-46.73	-20	Pass
NVNT	3-DH5	2402	Ant1	-44.42	-20	Pass
NVNT	3-DH5	2441	Ant1	-47.45	-20	Pass
NVNT	3-DH5	2480	Ant1	-41.6	-20	Pass

Test Graphs

Tx. Spurious NVNT 1-DH5 2402MHz Ant1 Ref

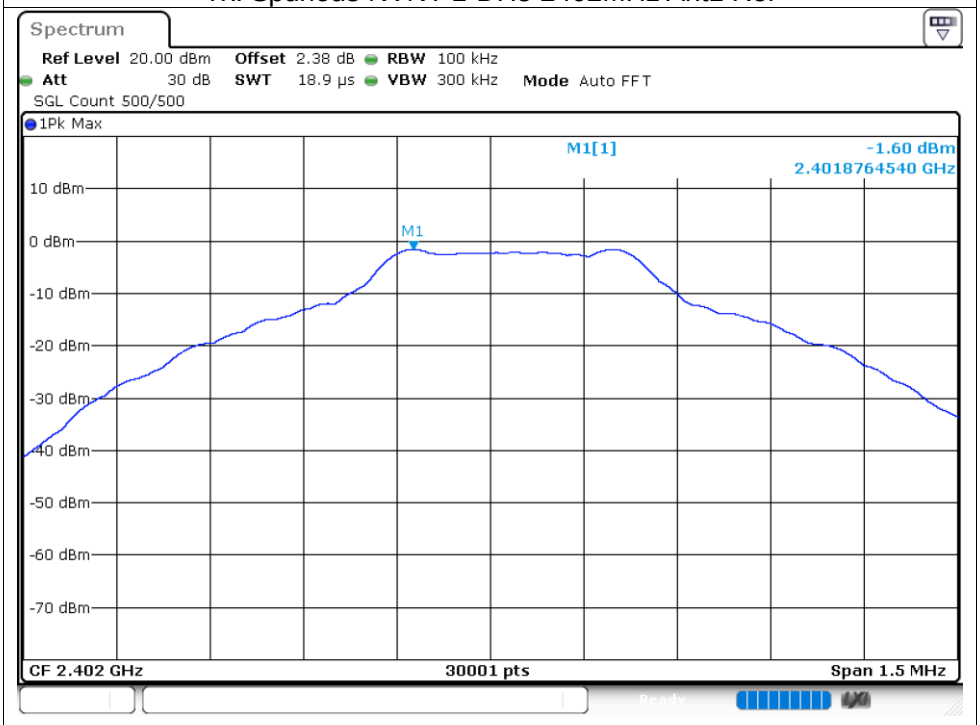

Tx. Spurious NVNT 1-DH5 2402MHz Ant1 Emission

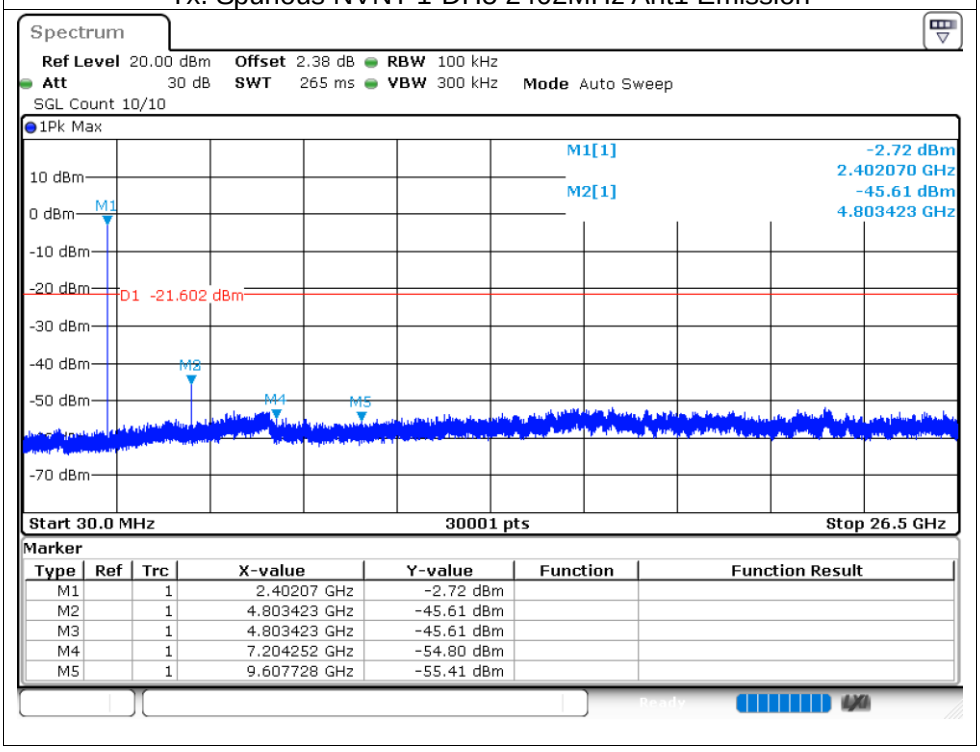

Marker

Type	Ref	Trc	X-value	Y-value	Function	Function Result
M1		1	2.40207 GHz	-2.72 dBm		
M2		1	4.803423 GHz	-45.61 dBm		
M3		1	4.803423 GHz	-45.61 dBm		
M4		1	7.204252 GHz	-54.80 dBm		
M5		1	9.607728 GHz	-55.41 dBm		

Tx. Spurious NVNT 1-DH5 2441MHz Ant1 Ref

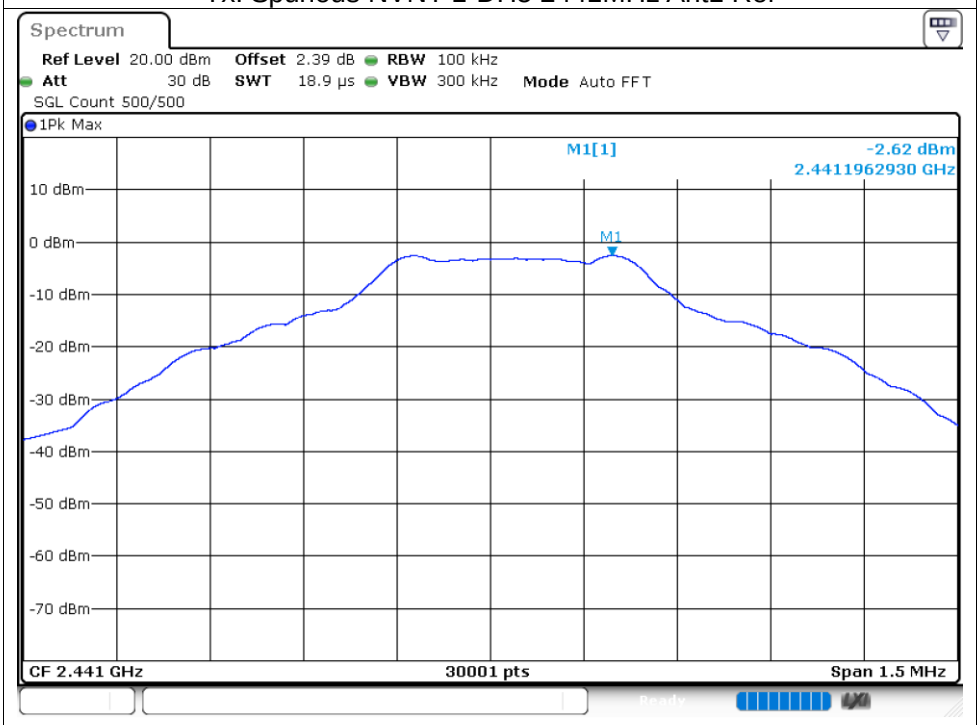

Tx. Spurious NVNT 1-DH5 2441MHz Ant1 Emission

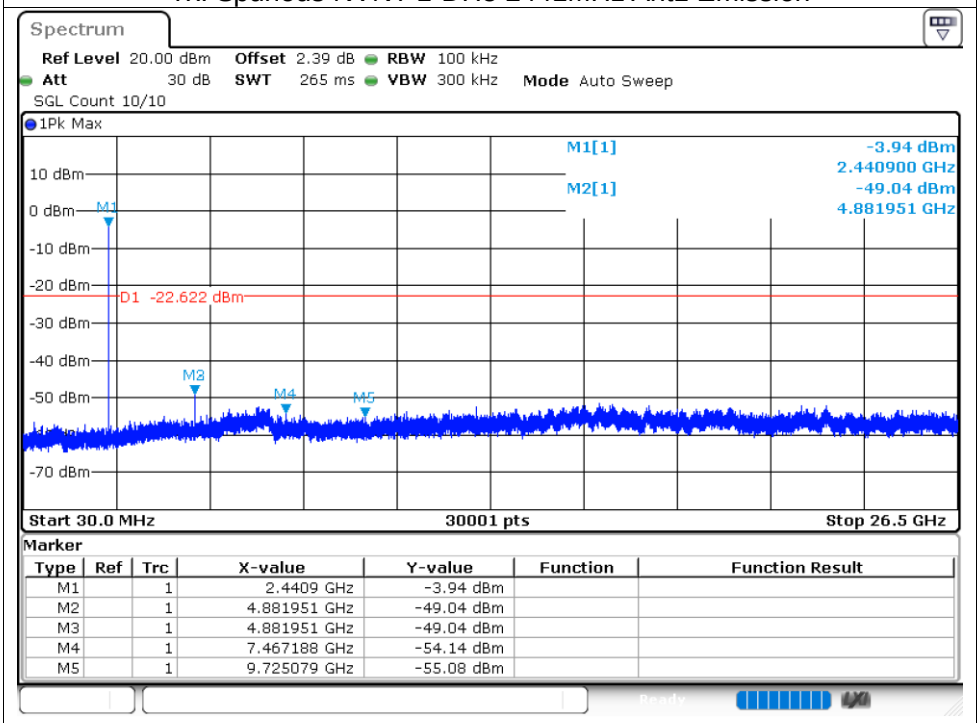

Marker

Type	Ref	Trc	X-value	Y-value	Function	Function Result
M1		1	2.4409 GHz	-3.94 dBm		
M2		1	4.881951 GHz	-49.04 dBm		
M3		1	4.881951 GHz	-49.04 dBm		
M4		1	7.467188 GHz	-54.14 dBm		
M5		1	9.725079 GHz	-55.08 dBm		

Tx. Spurious NVNT 1-DH5 2480MHz Ant1 Ref

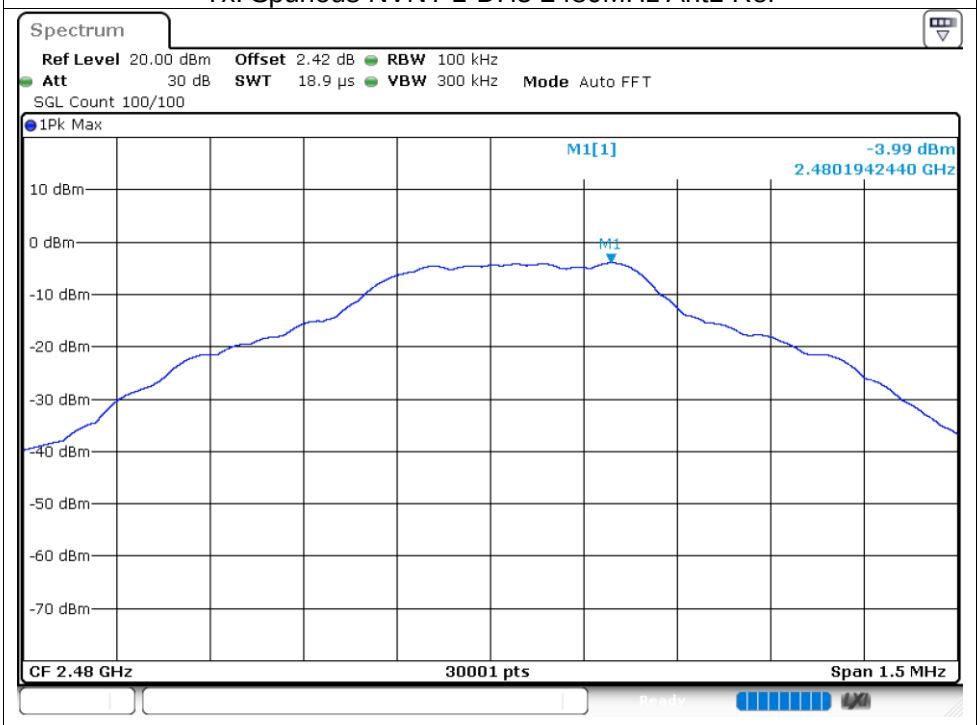

Tx. Spurious NVNT 1-DH5 2480MHz Ant1 Emission

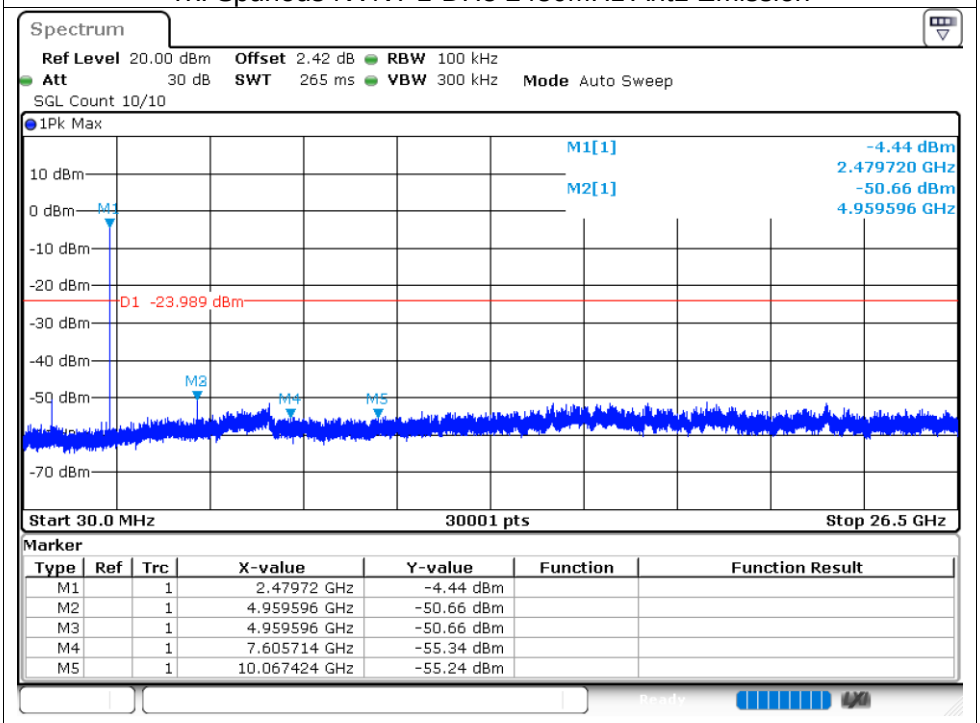

Marker

Type	Ref	Trc	X-value	Y-value	Function	Function Result
M1		1	2.47972 GHz	-4.44 dBm		
M2		1	4.959596 GHz	-50.66 dBm		
M3		1	4.959596 GHz	-50.66 dBm		
M4		1	7.605714 GHz	-55.34 dBm		
M5		1	10.067424 GHz	-55.24 dBm		

Tx. Spurious NVNT 2-DH5 2402MHz Ant1 Ref

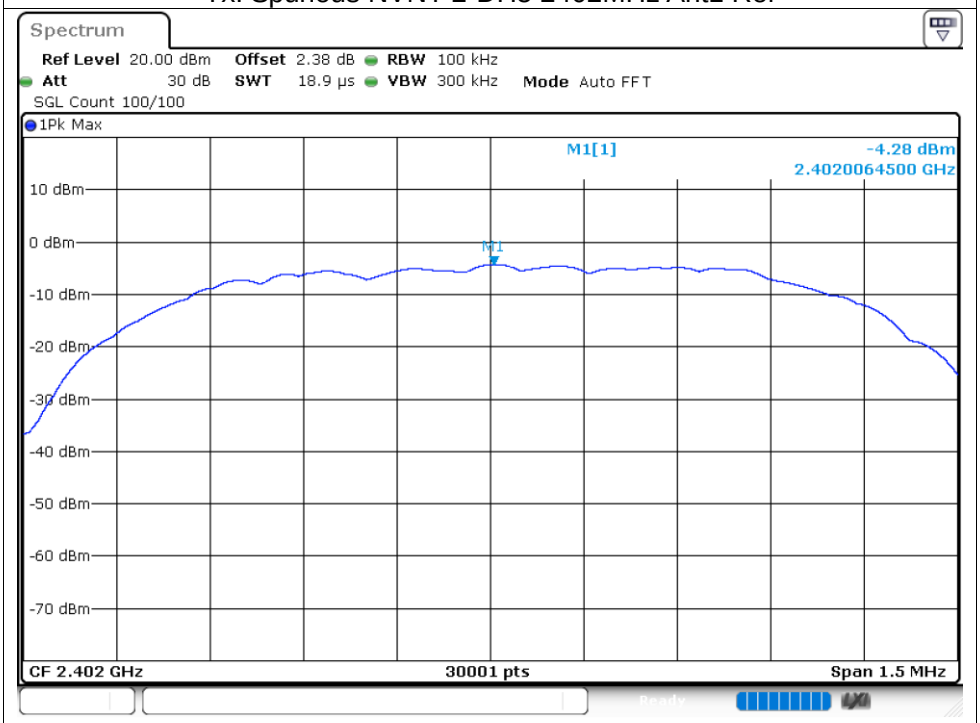

Tx. Spurious NVNT 2-DH5 2402MHz Ant1 Emission

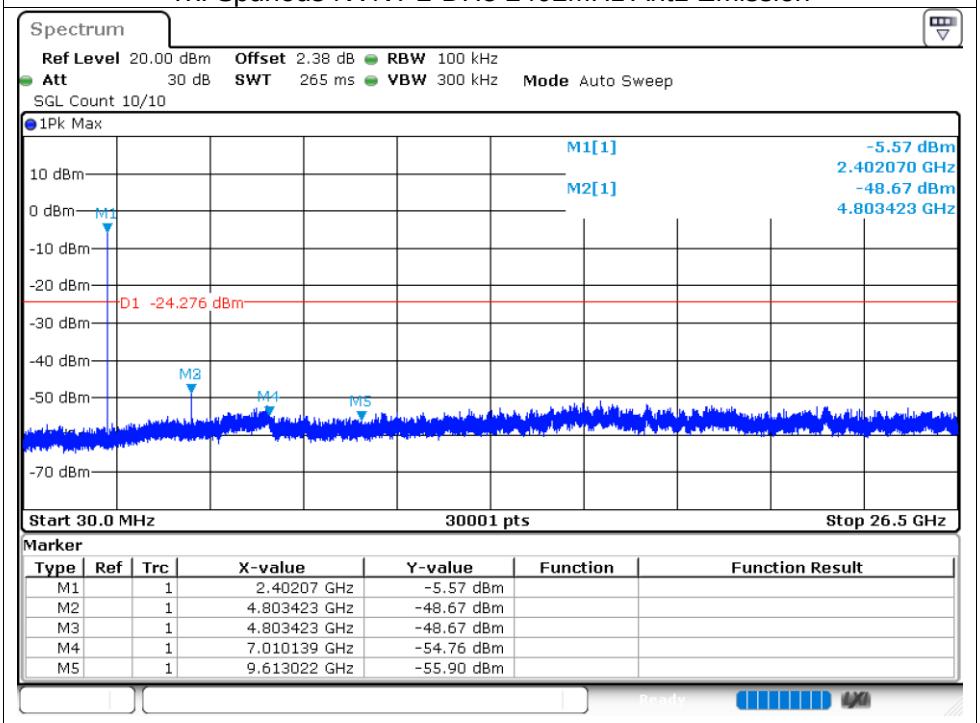

Marker

Type	Ref	Trc	X-value	Y-value	Function	Function Result
M1		1	2.40207 GHz	-5.57 dBm		
M2		1	4.803423 GHz	-48.67 dBm		
M3		1	4.803423 GHz	-48.67 dBm		
M4		1	7.010139 GHz	-54.76 dBm		
M5		1	9.613022 GHz	-55.90 dBm		

Tx. Spurious NVNT 2-DH5 2441MHz Ant1 Ref

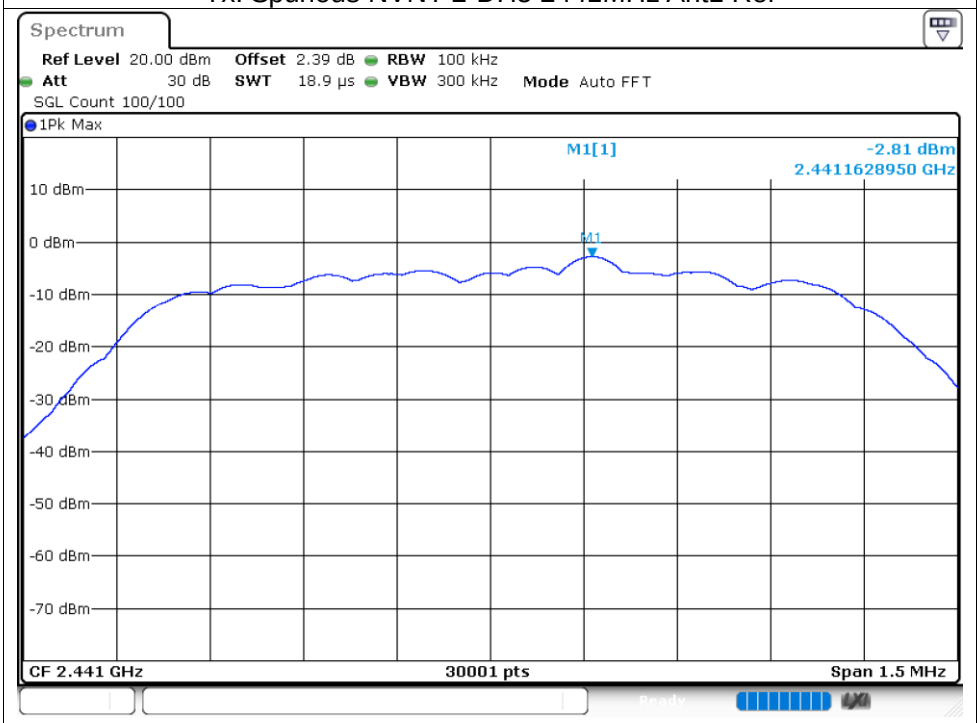

Tx. Spurious NVNT 2-DH5 2441MHz Ant1 Emission

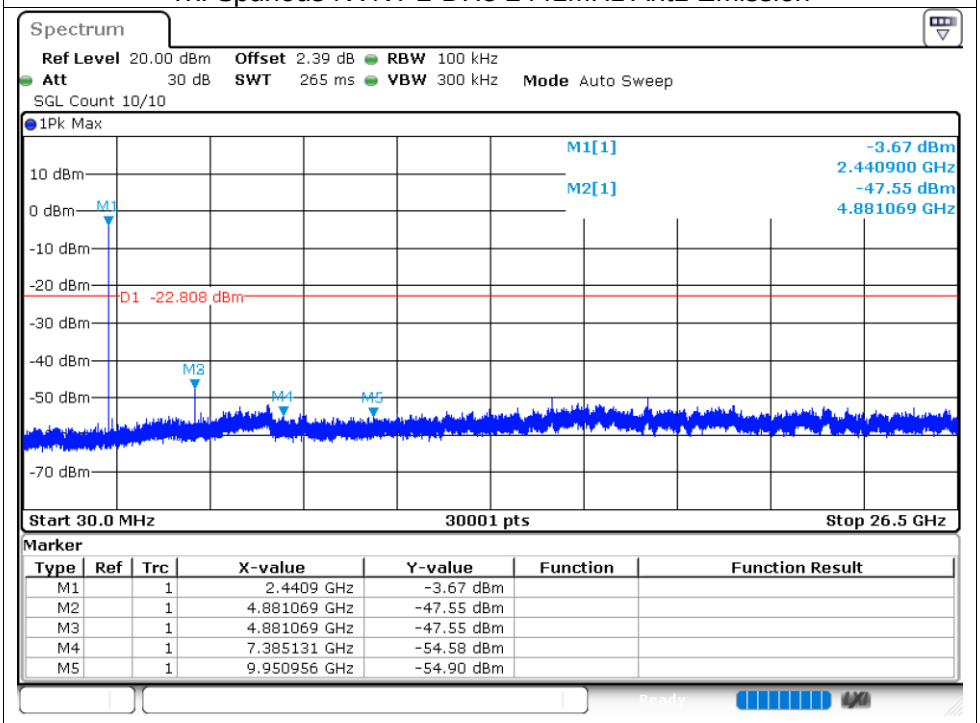

Marker

Type	Ref	Trc	X-value	Y-value	Function	Function Result
M1		1	2.4409 GHz	-3.67 dBm		
M2		1	4.881069 GHz	-47.55 dBm		
M3		1	4.881069 GHz	-47.55 dBm		
M4		1	7.385131 GHz	-54.58 dBm		
M5		1	9.950956 GHz	-54.90 dBm		

Tx. Spurious NVNT 2-DH5 2480MHz Ant1 Ref

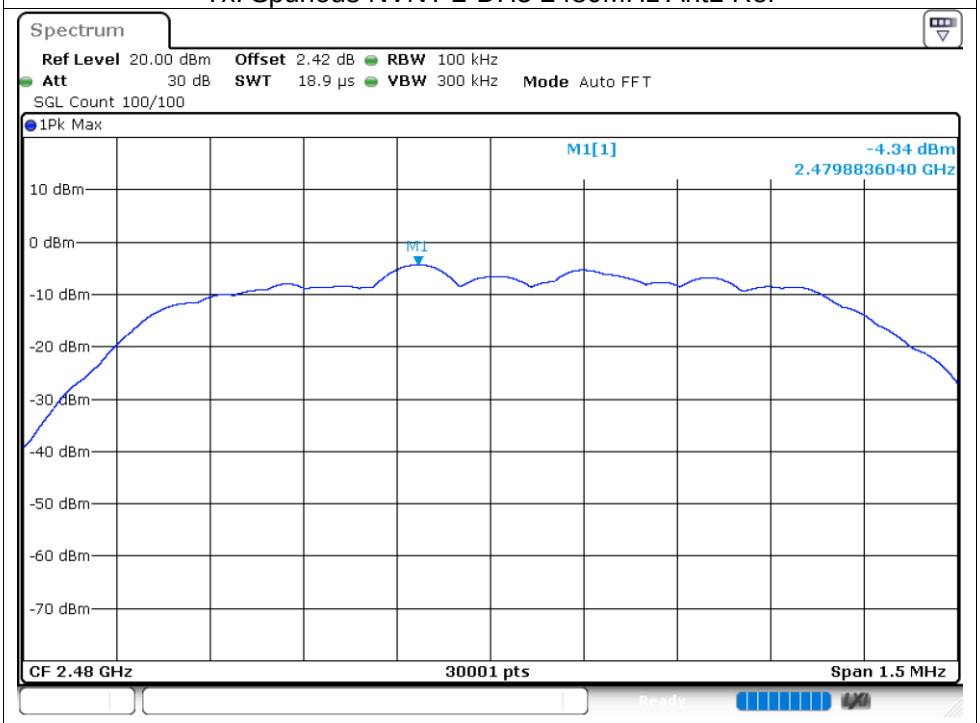

Tx. Spurious NVNT 2-DH5 2480MHz Ant1 Emission

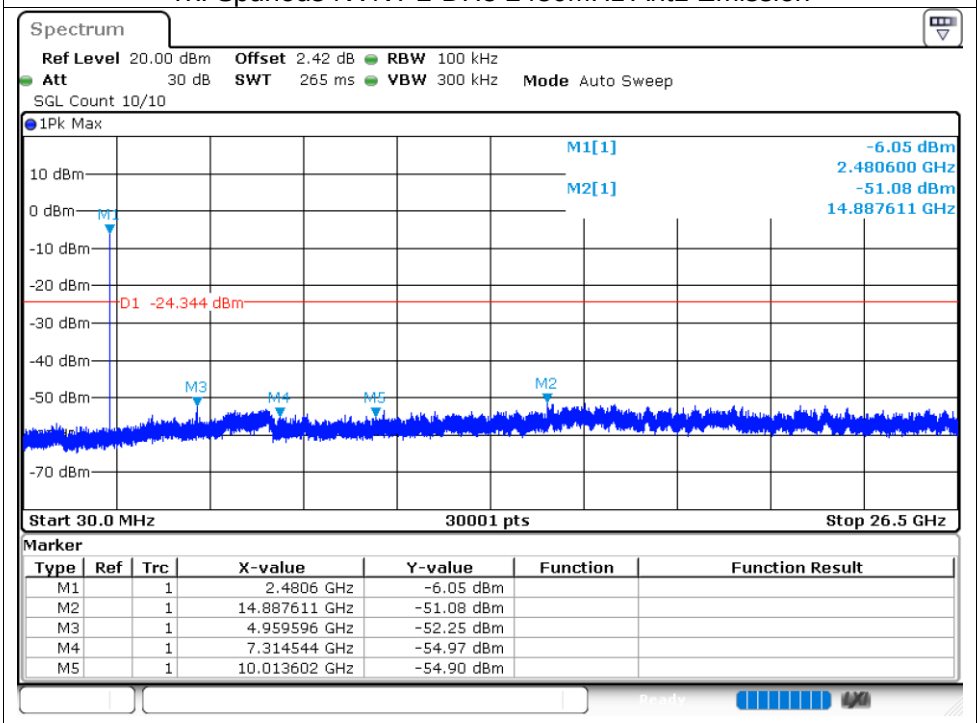

Marker

Type	Ref	Trc	X-value	Y-value	Function	Function Result
M1		1	2.4806 GHz	-6.05 dBm		
M2		1	14.887611 GHz	-51.08 dBm		
M3		1	4.959596 GHz	-52.25 dBm		
M4		1	7.314544 GHz	-54.97 dBm		
M5		1	10.013602 GHz	-54.90 dBm		

Tx. Spurious NVNT 3-DH5 2402MHz Ant1 Ref

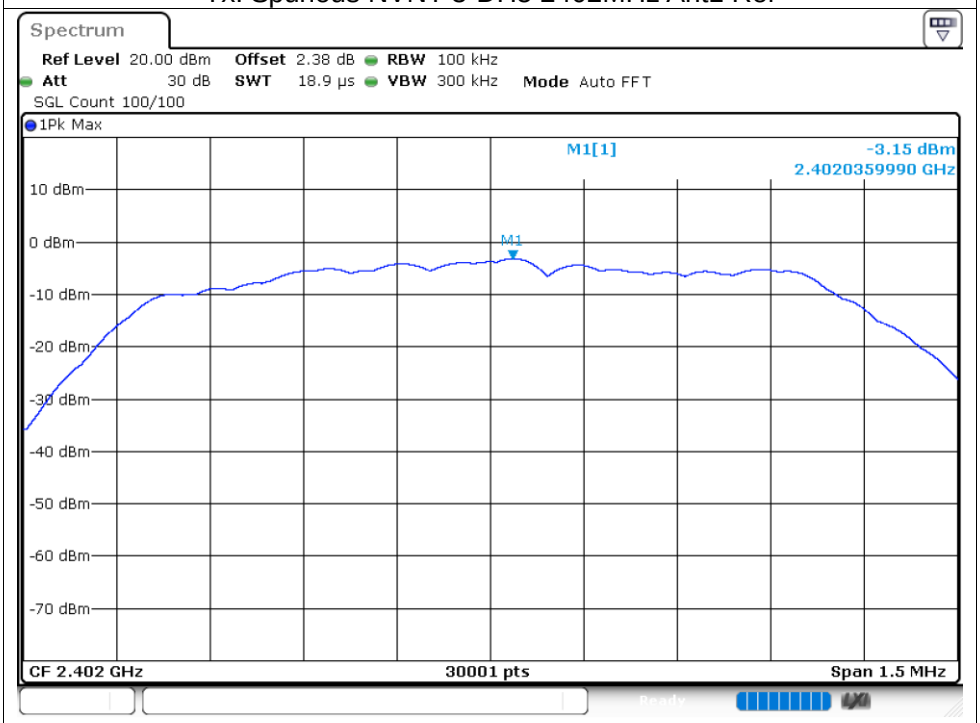

Tx. Spurious NVNT 3-DH5 2402MHz Ant1 Emission

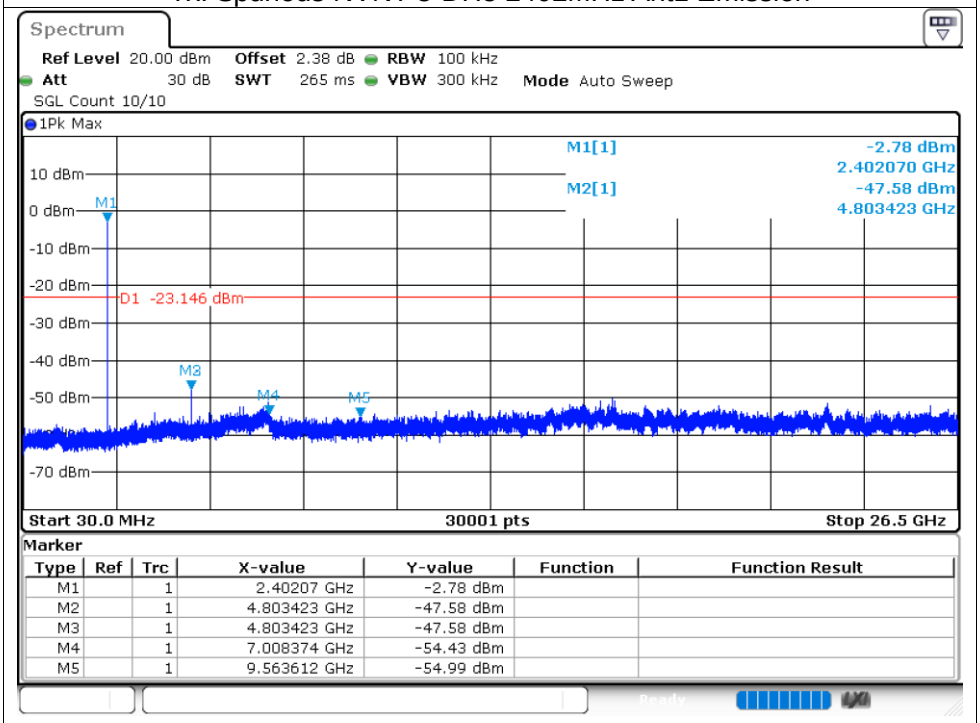

Marker

Type	Ref	Trc	X-value	Y-value	Function	Function Result
M1		1	2.40207 GHz	-2.78 dBm		
M2		1	4.803423 GHz	-47.58 dBm		
M3		1	4.803423 GHz	-47.58 dBm		
M4		1	7.008374 GHz	-54.43 dBm		
M5		1	9.563612 GHz	-54.99 dBm		

Tx. Spurious NVNT 3-DH5 2441MHz Ant1 Ref

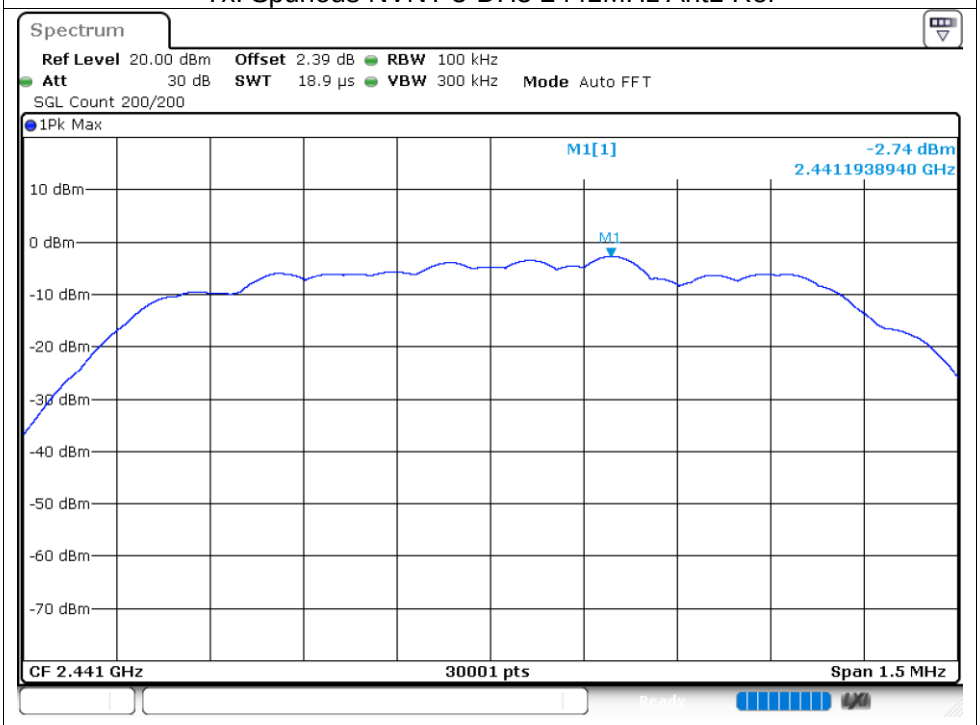

Tx. Spurious NVNT 3-DH5 2441MHz Ant1 Emission

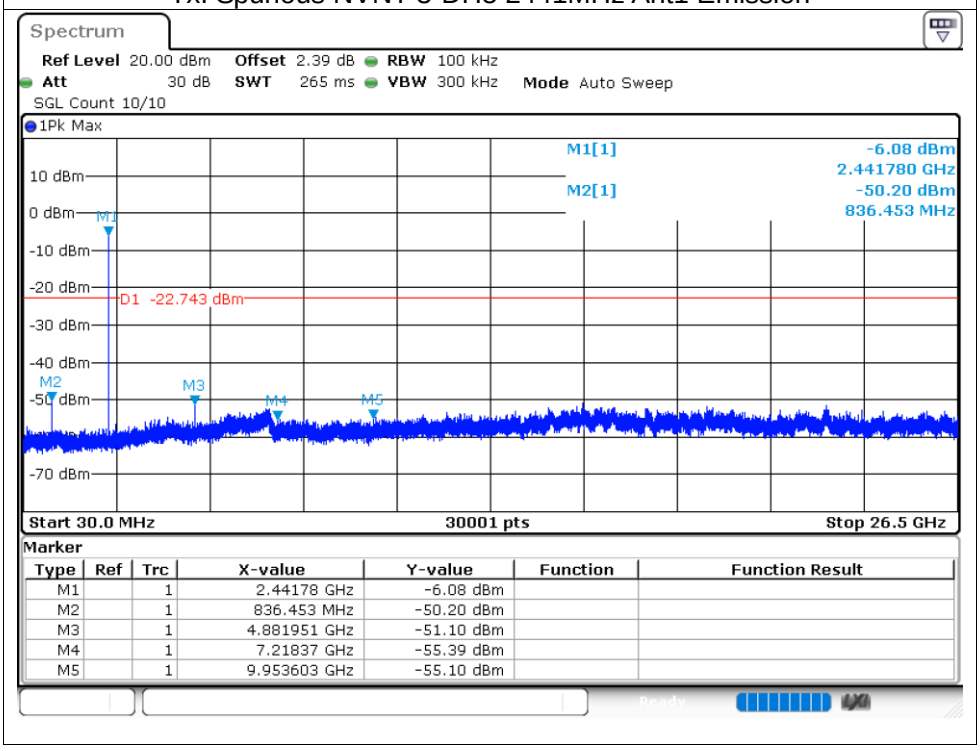

Marker

Type	Ref	Trc	X-value	Y-value	Function	Function Result
M1		1	2.44178 GHz	-6.08 dBm		
M2		1	836.453 MHz	-50.20 dBm		
M3		1	4.881951 GHz	-51.10 dBm		
M4		1	7.21837 GHz	-55.39 dBm		
M5		1	9.953603 GHz	-55.10 dBm		

Tx. Spurious NVNT 3-DH5 2480MHz Ant1 Ref

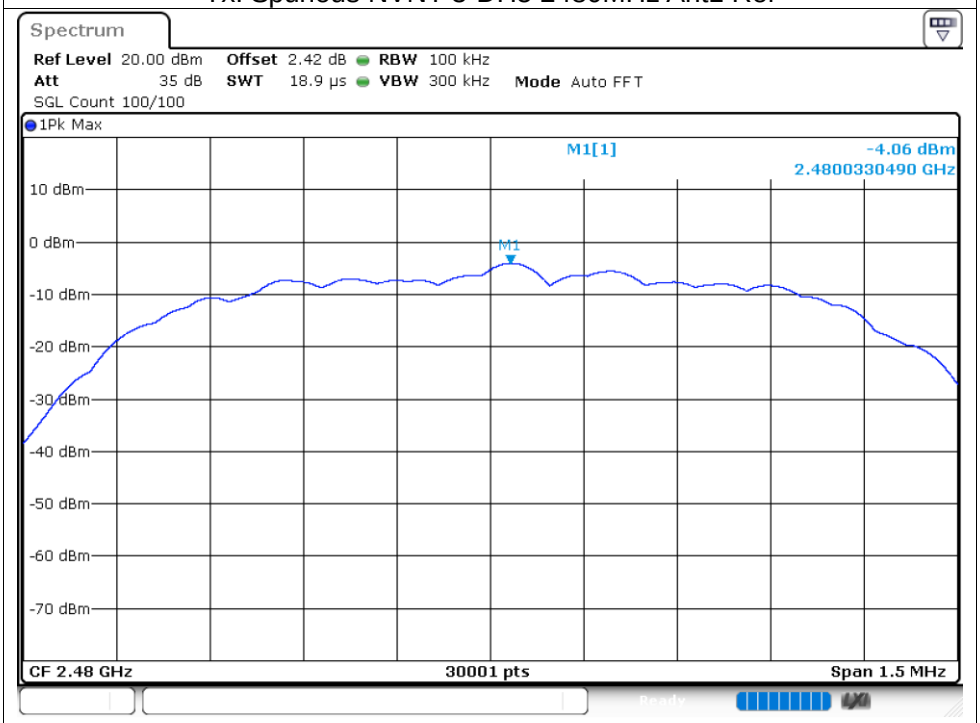

Tx. Spurious NVNT 3-DH5 2480MHz Ant1 Emission

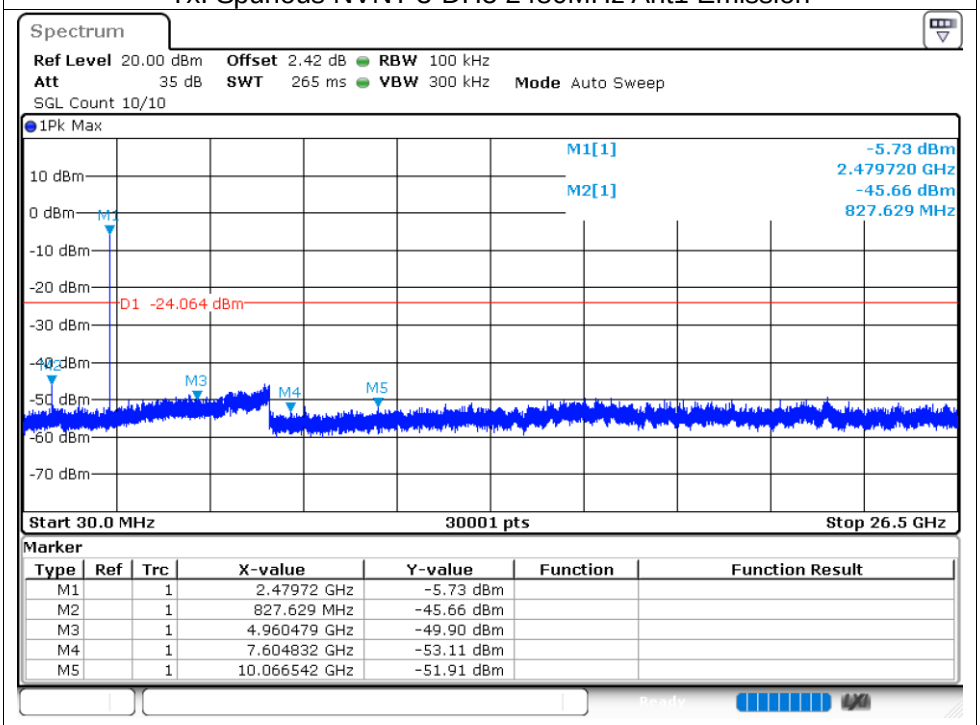

Marker

Type	Ref	Trc	X-value	Y-value	Function	Function Result
M1		1	2.47972 GHz	-5.73 dBm		
M2		1	827.629 MHz	-45.66 dBm		
M3		1	4.960479 GHz	-49.90 dBm		
M4		1	7.604832 GHz	-53.11 dBm		
M5		1	10.066542 GHz	-51.91 dBm		

END OF REPORT