SPECIFICATION

SHEET FOR APPROVAL

（Revision：R：A0）

	CUSTOMER	Hesung Innovation Limited	
	CS P/N		
	TEST MODEL	DR-HAP006S	
	PART NAME	WIFI antenna components	
	FREQUENCY	2400~2500MHz	
	ZTX NO.	2.00001571	
	DATE	2025-02-11	

CUSTOMER			
QA CHECKED	ME CHECKED	RF CHECKED	MANAGER CHECKED

Remark：

Sign：

Shenzhen ZTX Communication Technology Co., Ltd				
MANAGER CHECKED	MANAGER CHECKED	ME CHECKED	RF CHECKED	LISTER
		Le.Qin	Bohou.Jiang	

深圳市中天迅通信技术股份有限公司 2025.02.11 研发专用章

Shenzhen ZTX Communication Technology Co., Ltd

Address: No.34, Shilong Avenue, Shiyan Town, Baoan District, Shenzhen, (Tengda Industrial Park) 518000

Tel.: 0755-27588320 Fax: 0755-27588045 http://www.chinaztx.com

Revision history

Edition	Date	state
A0	2025-02-11	First edition

Index

		Revision history	1
		Index	2
1		Mechanical Specification	3
	1-1	Mechanical Specification(WIFI antenna components)	3
2		Test equipment	4
3		Test Results Surmmary	5
	3-1	Active Test	5
	3-2	VSWR	5
	3-3	No-source test data	5
	3-4	2D/3D Radiation Pattern Results	6

1. Mechanical Specification

1-1 Mechanical Configuration（WIFI antenna components）

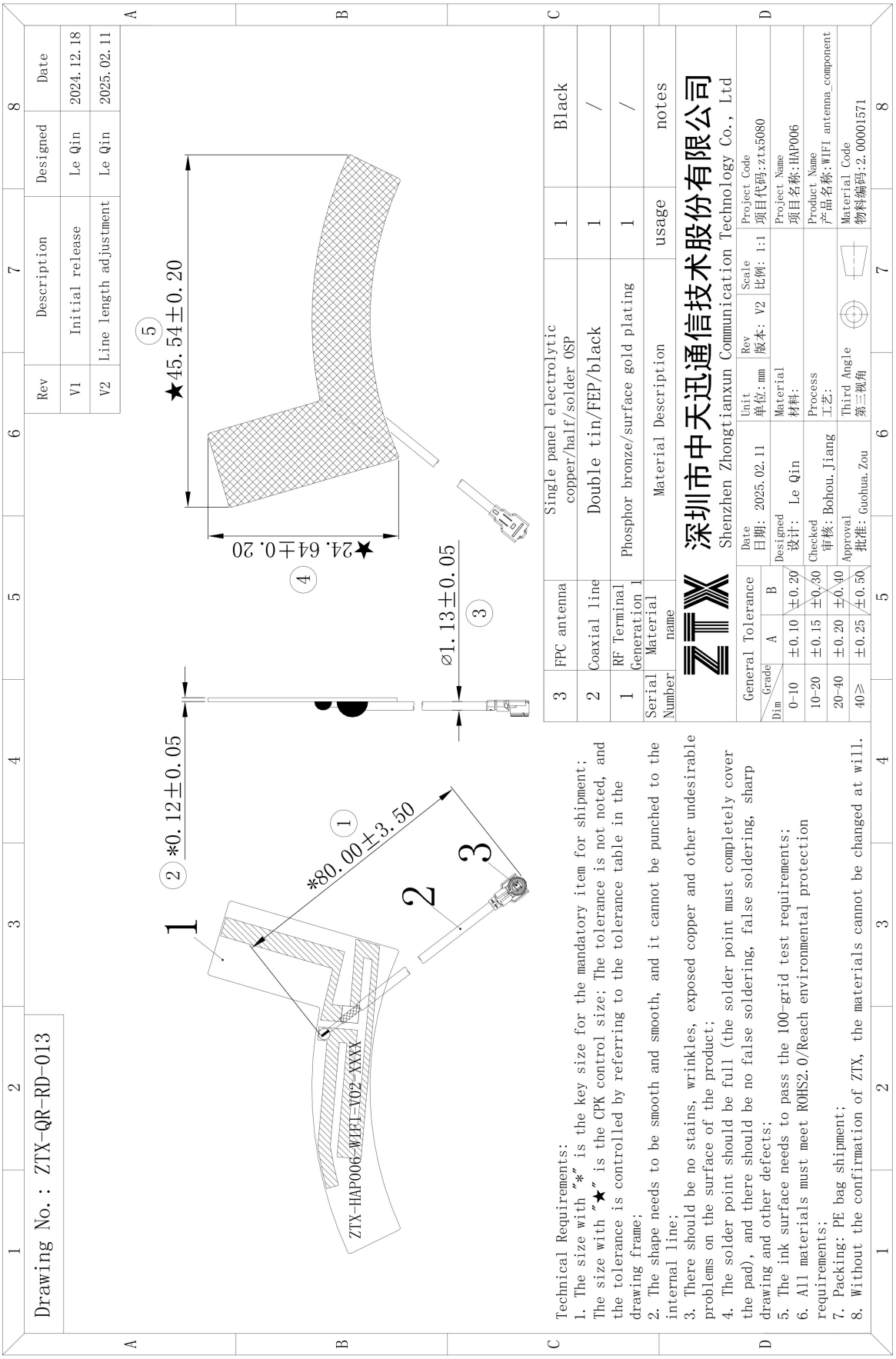

2. Test equipment







Owned 6 microwave dark room, equipped 2 sets world leading France Satimo SG24 OTA certification test systems（one in SHENZHEN, another one in Shanghai）, ETS OTA Standard test system，Blue test reverberation test system which is High repeatability, high accuracy and high resolution. It can quickly provide accurate test reports, fully meet the CTIA standards.

Testing range:

Support active, passive testing of GSM/CDMA/WCDMA/TD-SCDMA/LTE/WIFI/WLAN/WiMax/BT /GPS/MIMO/UWB within0.4-6G.

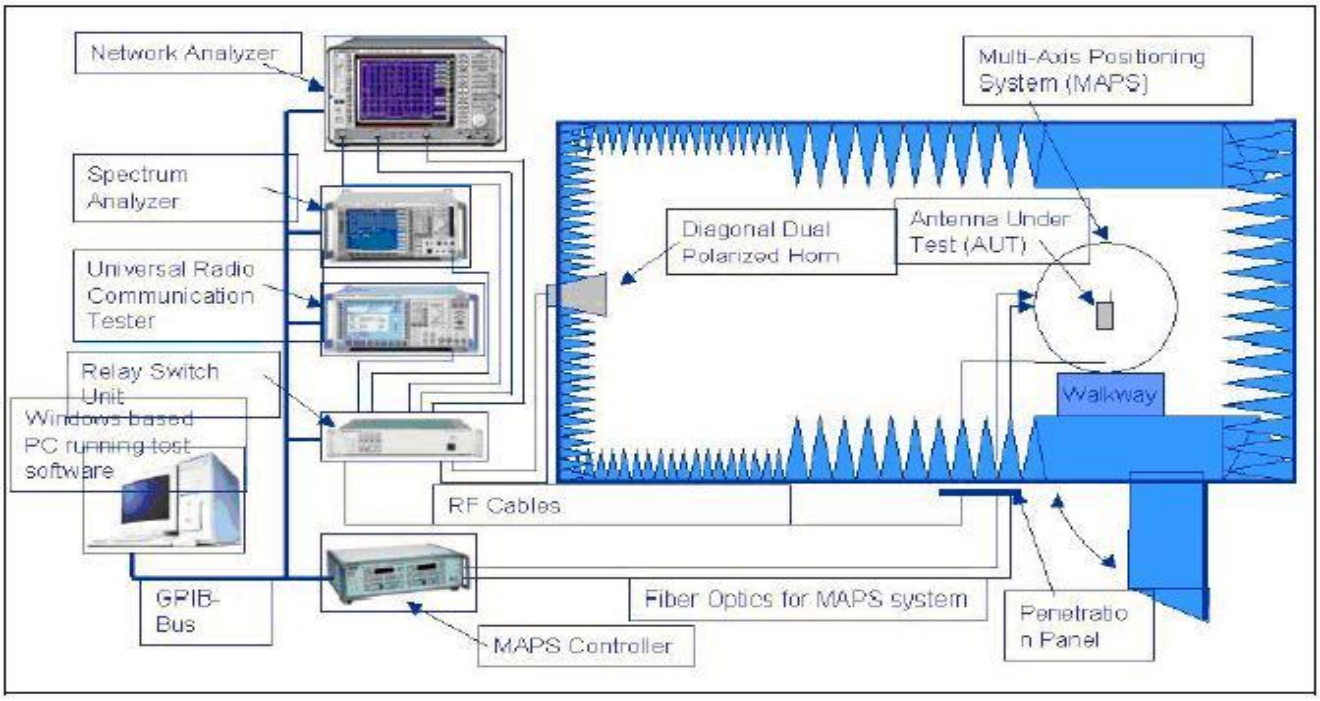

3.Test Results Surmmary

3-1 Active Test

	B		G		N	
Channels	TRP	TIS	TRP	TIS	TRP	TIS
1	17.20	-83.65	14.97	-68.89	14.1	-64.76
6	18.26	-83.71	14.84	-68.33	13.55	-62.9
11	18.65	-83.13	15.96	-68.48	14.76	-63.48

3-2 VSWR

3-3 No-source test data

Frequency	Efficiency	Efficiency.dB	Gain.dB
2400MHz	65%	-1.85	4.12
2410MHz	64%	-1.95	4.03
2420MHz	64%	-1.91	3.92
2430MHz	65%	-1.85	4.04
2440MHz	65%	-1.85	4.14
2450MHz	65%	-1.87	4.15
2460MHz	64%	-1.97	4.09
2470MHz	61%	-2.13	4.00
2480MHz	63%	-1.99	4.01
2490MHz	65%	-1.89	3.94
2500MHz	64%	-1.95	4.15
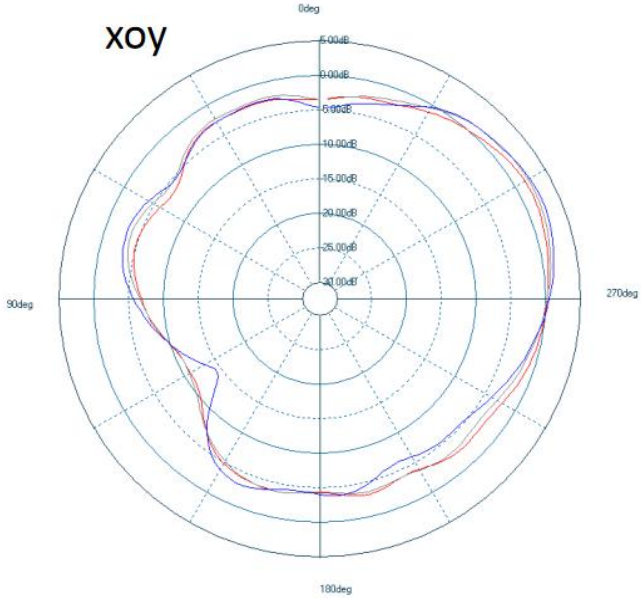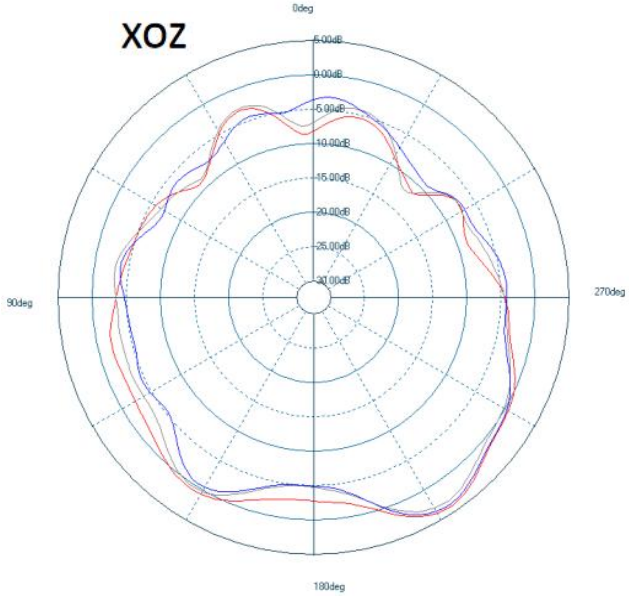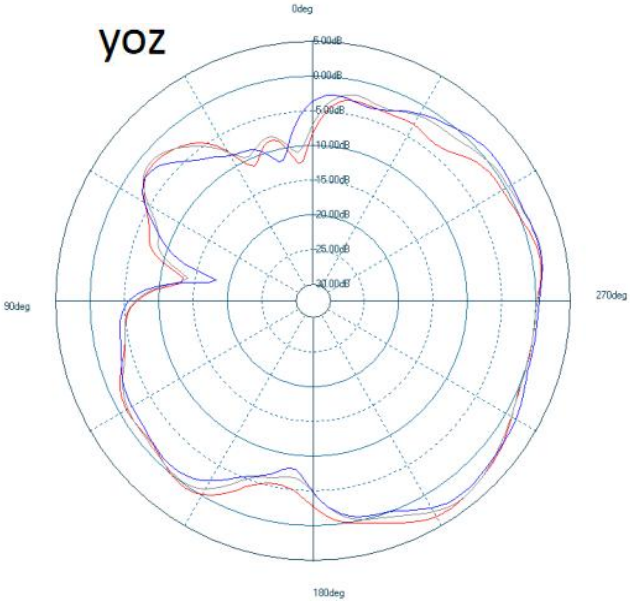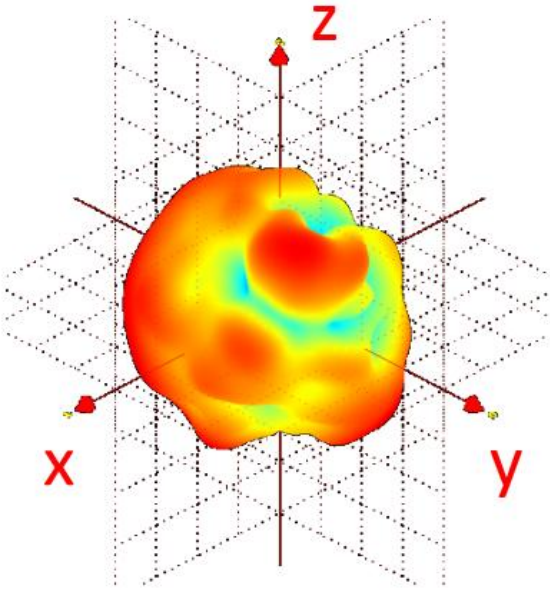
3-4 2D/3D Radiation Pattern Results