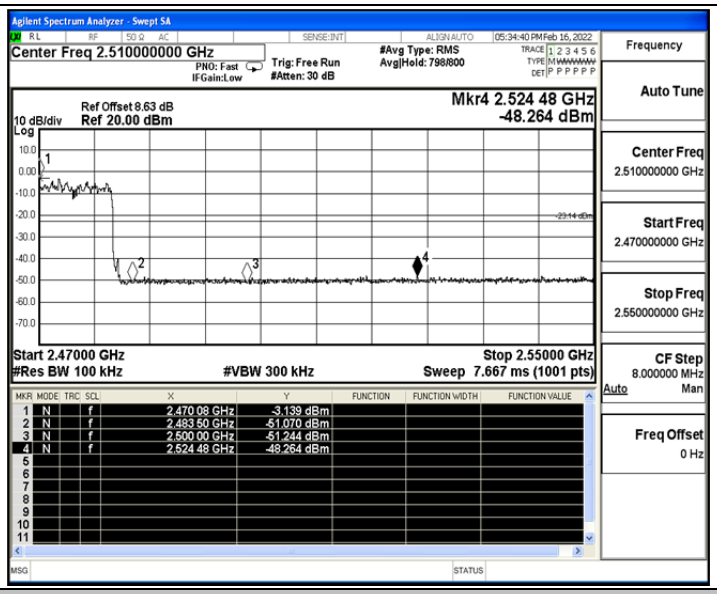

3DH5_Ant1_Low_2402

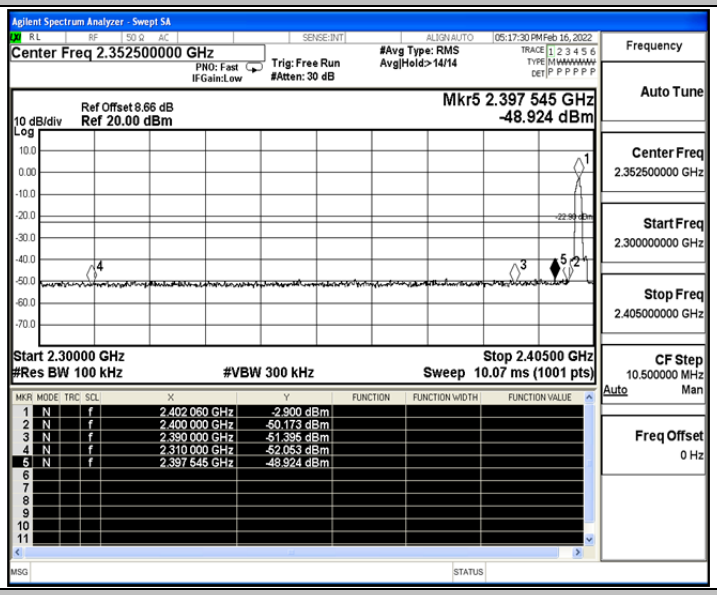

3DH5_Ant1_High_2480

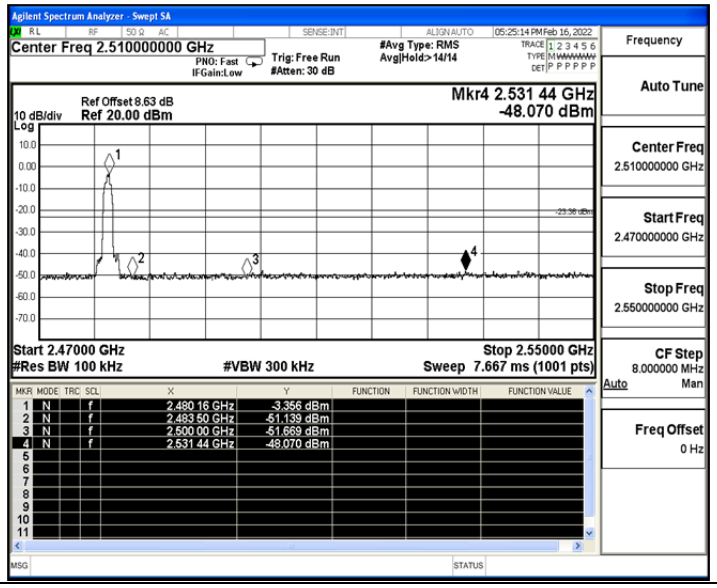

3DH5_Ant1_Low_Hop_2402

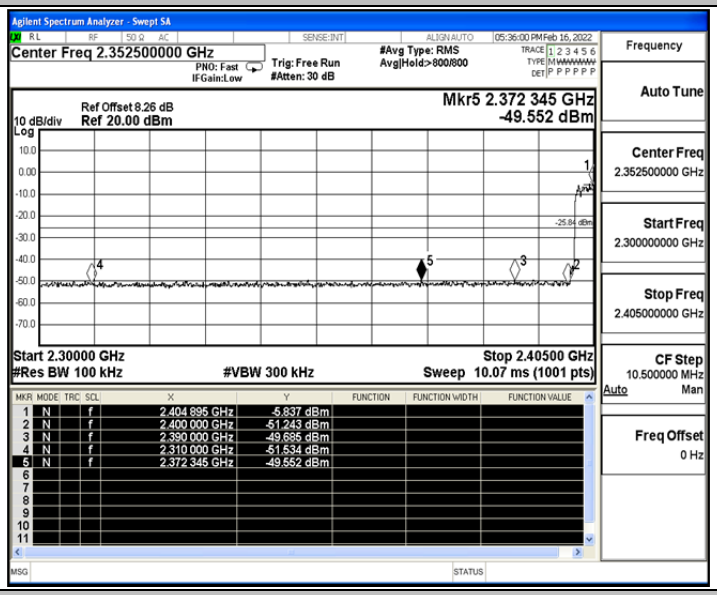

3DH5_Ant1_High_Hop_2480

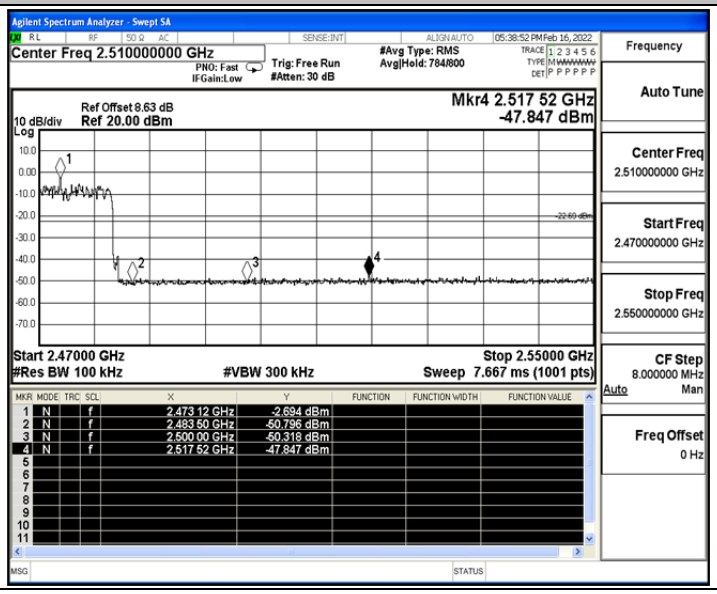

A.7 Conducted Spurious Emission

Test Result

TestMode	Antenna	Channel	FreqRange [MHz]	RefLevel [dBm]	Result [dBm]	Limit [dBm]	Verdict
DH5	Ant1	2402	Reference	-2.80	-2.80	---	PASS
			30~1000	-2.80	-60.29	≤-22.8	PASS
			1000~26500	-2.80	-46.35	≤-22.8	PASS
		2441	Reference	-0.68	-0.68	---	PASS
			30~1000	-0.68	-60.64	≤-20.68	PASS
			1000~26500	-0.68	-46.38	≤-20.68	PASS
		2480	Reference	-0.91	-0.91	---	PASS
			30~1000	-0.91	-60.09	≤-20.91	PASS
			1000~26500	-0.91	-46.32	≤-20.91	PASS
2DH5	Ant1	2402	Reference	-2.14	-2.14	---	PASS
			30~1000	-2.14	-60.29	≤-22.14	PASS
			1000~26500	-2.14	-45.98	≤-22.14	PASS
		2441	Reference	-1.21	-1.21	---	PASS
			30~1000	-1.21	-60.09	≤-21.21	PASS
			1000~26500	-1.21	-45.06	≤-21.21	PASS
		2480	Reference	-2.04	-2.04	---	PASS
			30~1000	-2.04	-60.66	≤-22.04	PASS
			1000~26500	-2.04	-46.48	≤-22.04	PASS
3DH5	Ant1	2402	Reference	-2.23	-2.23	---	PASS
			30~1000	-2.23	-60.41	≤-22.23	PASS
			1000~26500	-2.23	-46.22	≤-22.23	PASS
		2441	Reference	-1.15	-1.15	---	PASS
			30~1000	-1.15	-60.64	≤-21.15	PASS
			1000~26500	-1.15	-45.94	≤-21.15	PASS
		2480	Reference	-3.48	-3.48	---	PASS
			30~1000	-3.48	-59.32	≤-23.48	PASS
			1000~26500	-3.48	-42.68	≤-23.48	PASS

Test Graphs

DH5_Ant1_2402_0~Reference

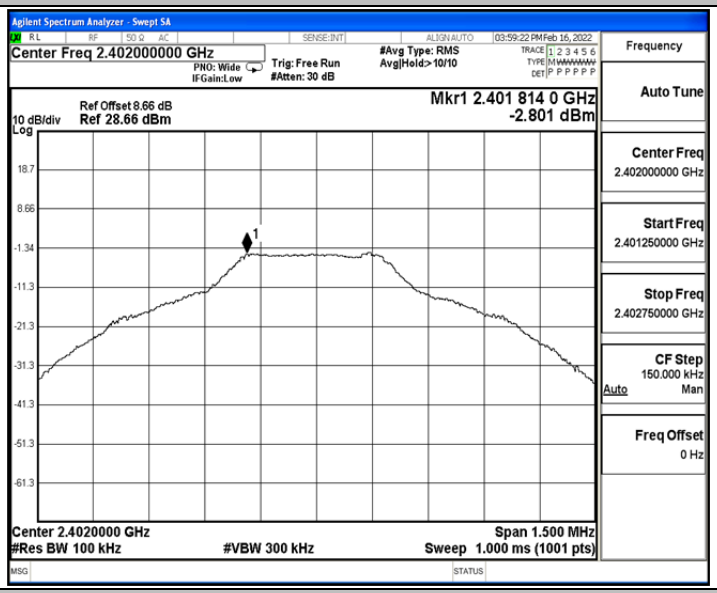

DH5_Ant1_2402_30~1000

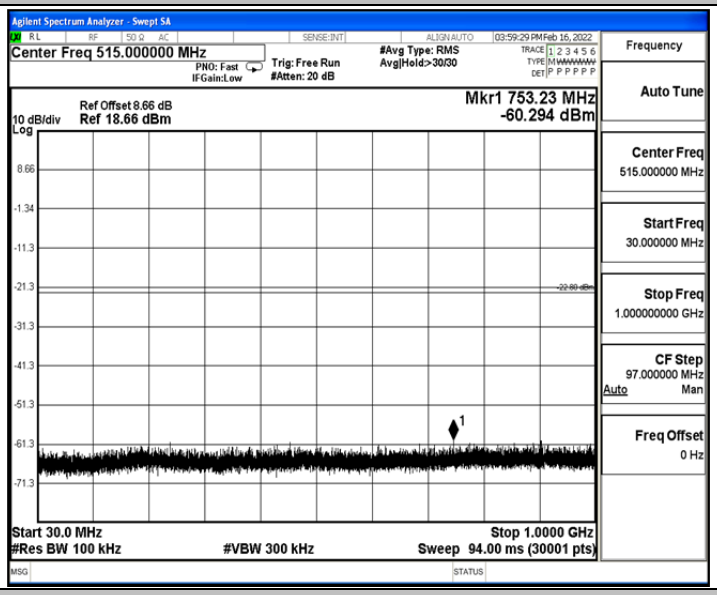

DH5_Ant1_2402_1000~26500

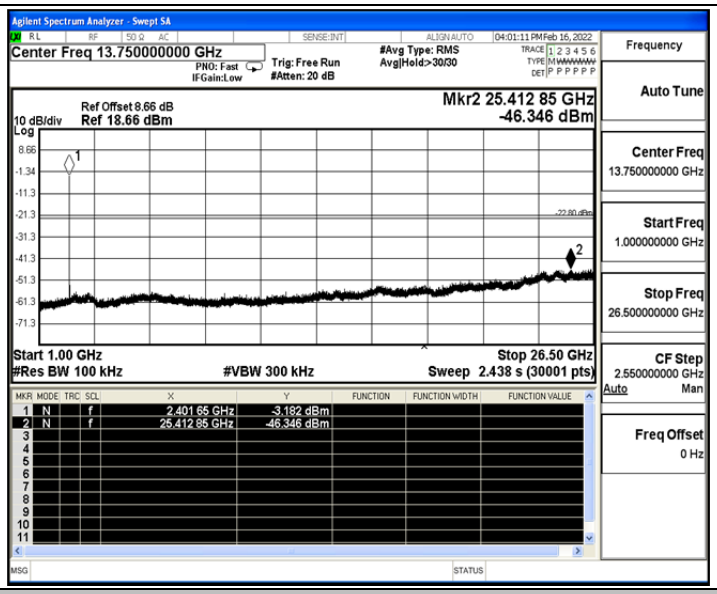

DH5_Ant1_2441_0~Reference

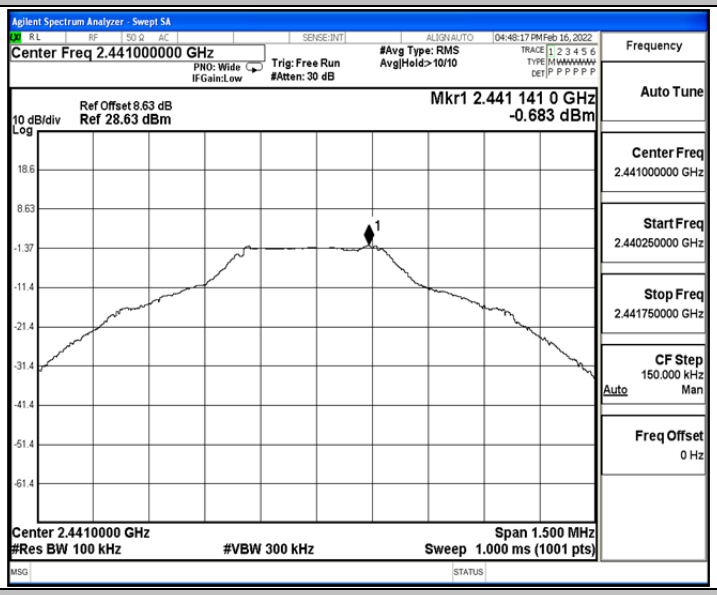

DH5_Ant1_2441_30~1000

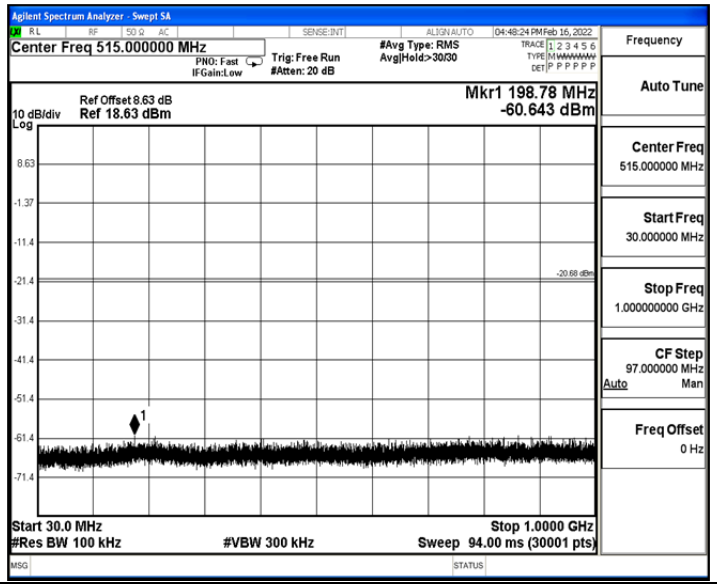

DH5_Ant1_2441_1000~26500

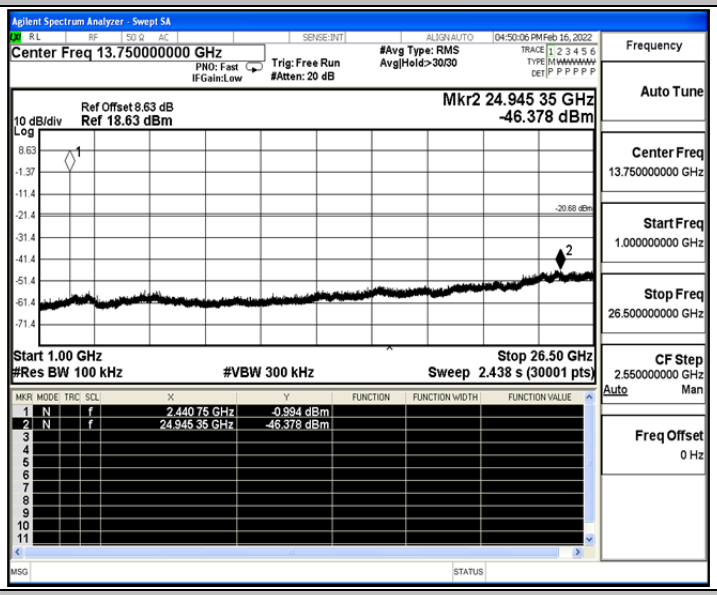

DH5_Ant1_2480_0~Reference

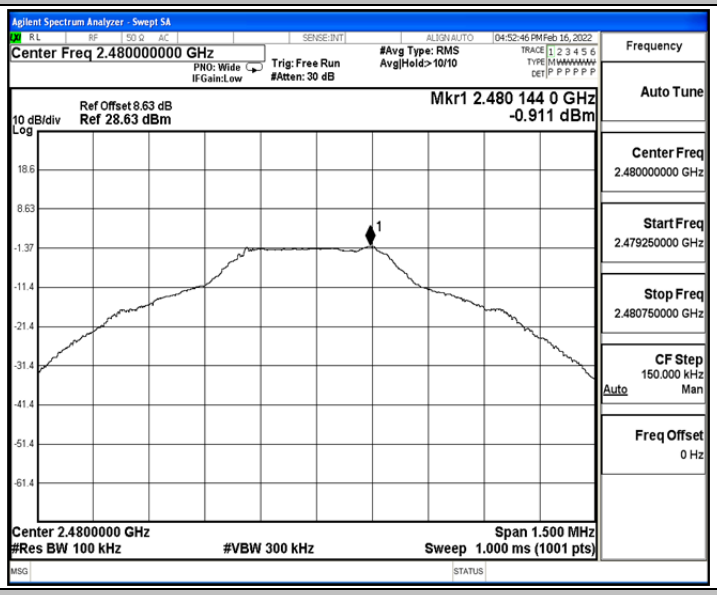

DH5_Ant1_2480_30~1000

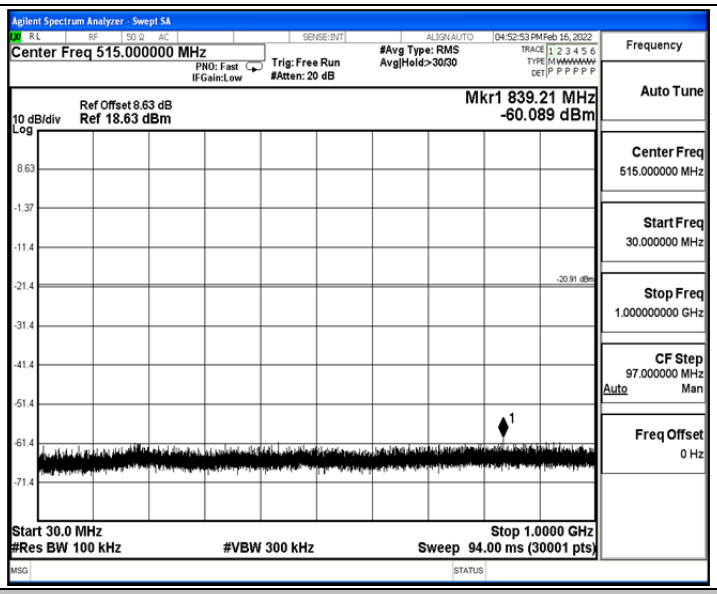

DH5_Ant1_2480_1000~26500

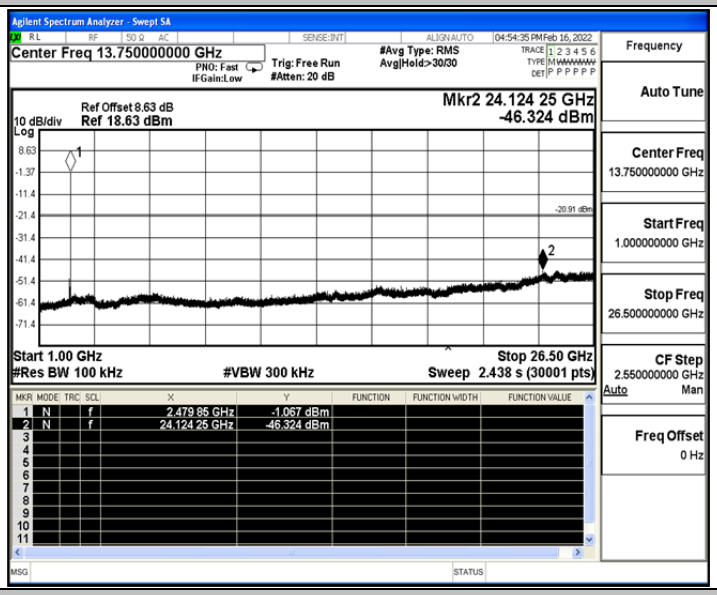

2DH5_Ant1_2402_0~Reference

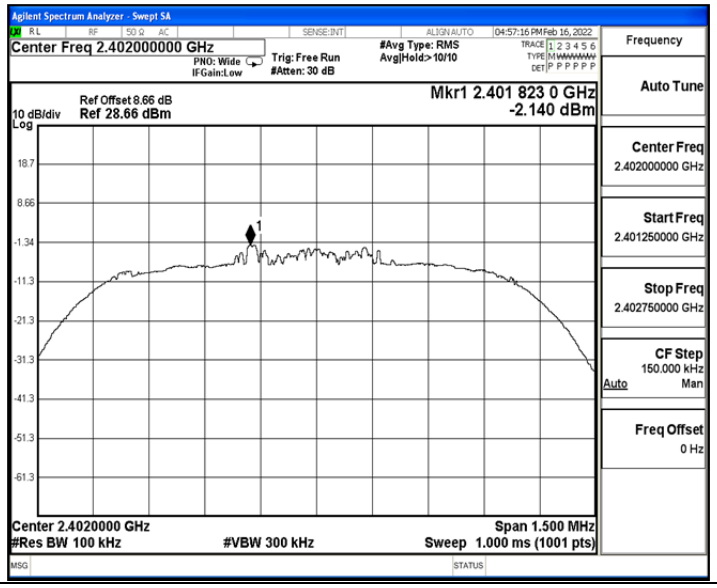

2DH5_Ant1_2402_30~1000

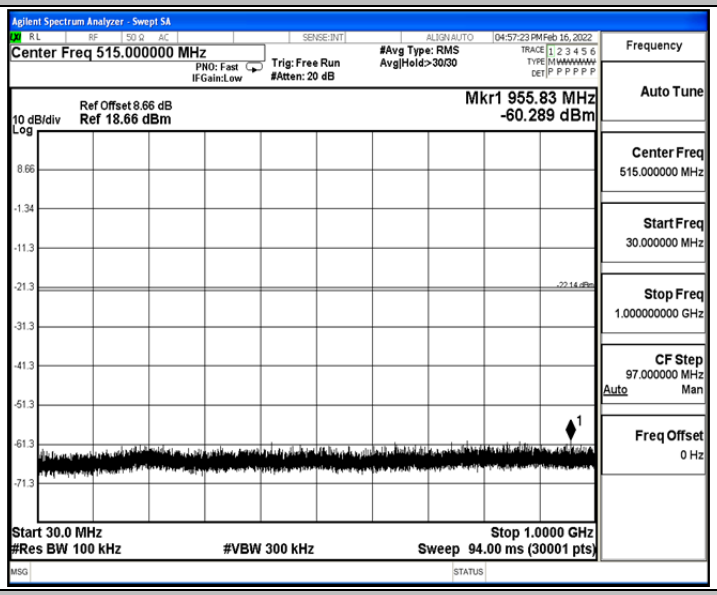

2DH5_Ant1_2402_1000~26500

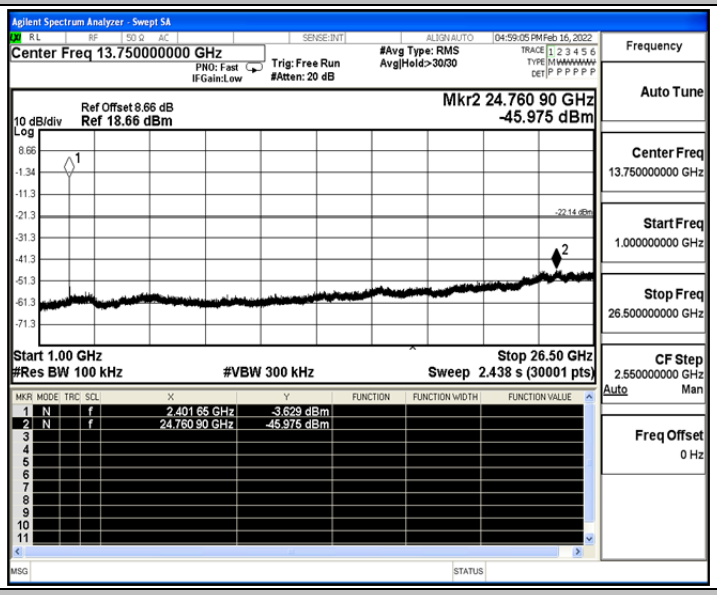

2DH5_Ant1_2441_0~Reference

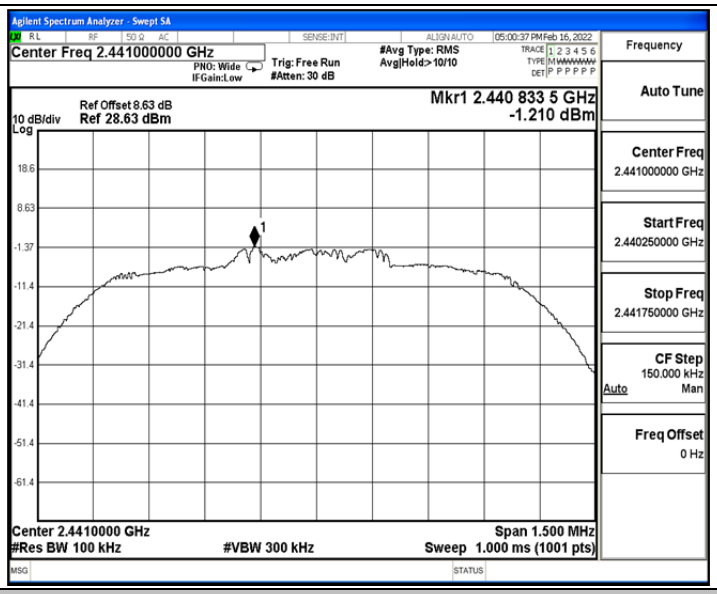

2DH5_Ant1_2441_30~1000

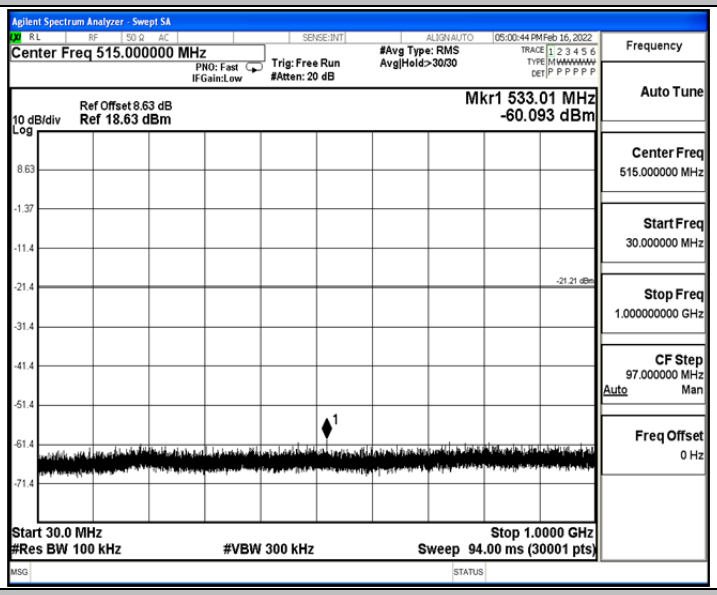

2DH5_Ant1_2441_1000~26500

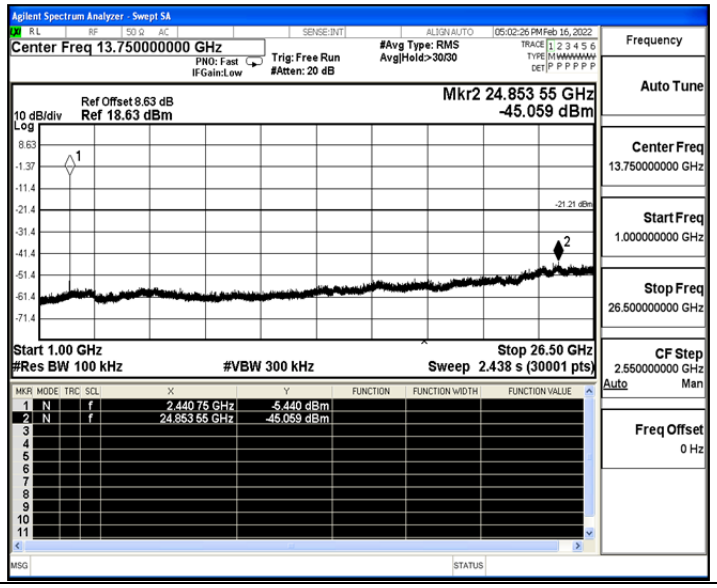

2DH5_Ant1_2480_0~Reference

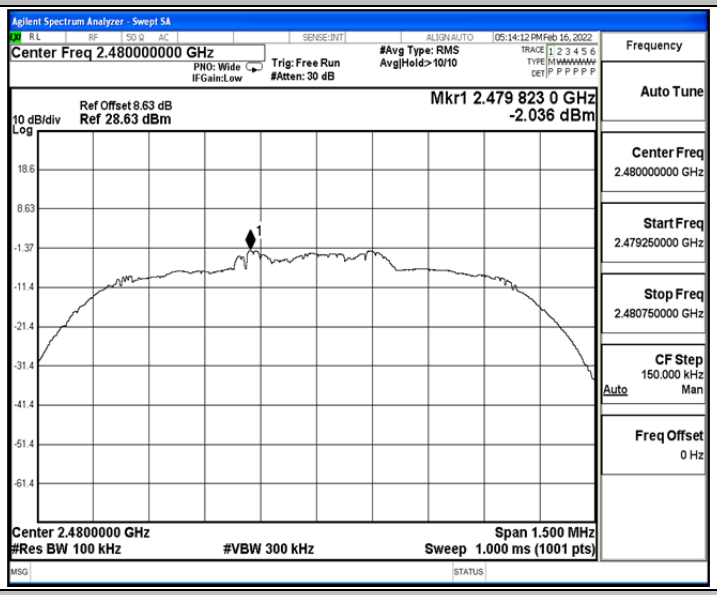

2DH5_Ant1_2480_30~1000

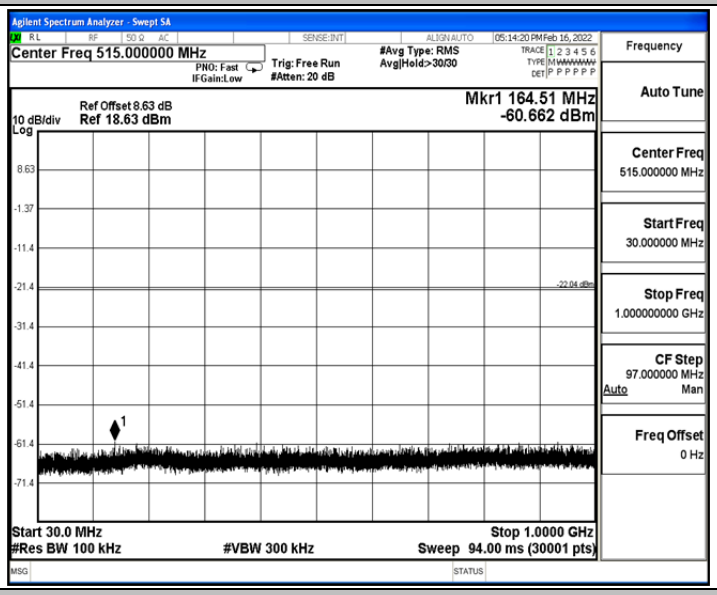

2DH5_Ant1_2480_1000~26500

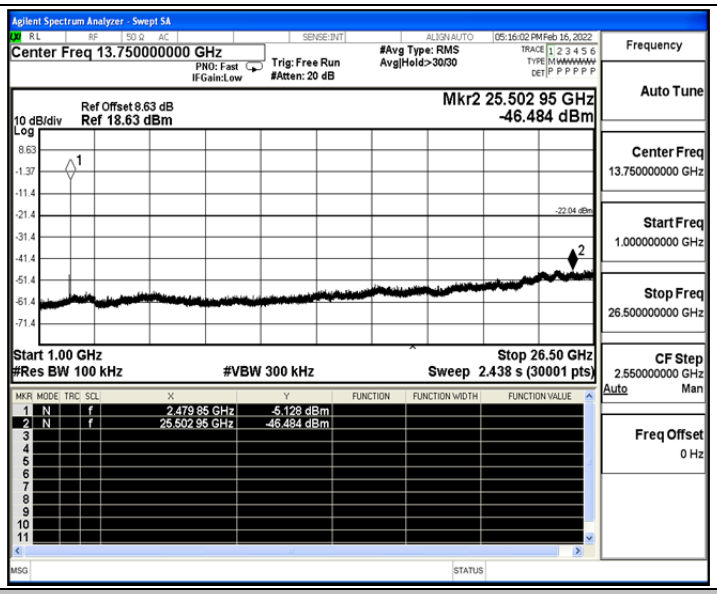

3DH5_Ant1_2402_0~Reference

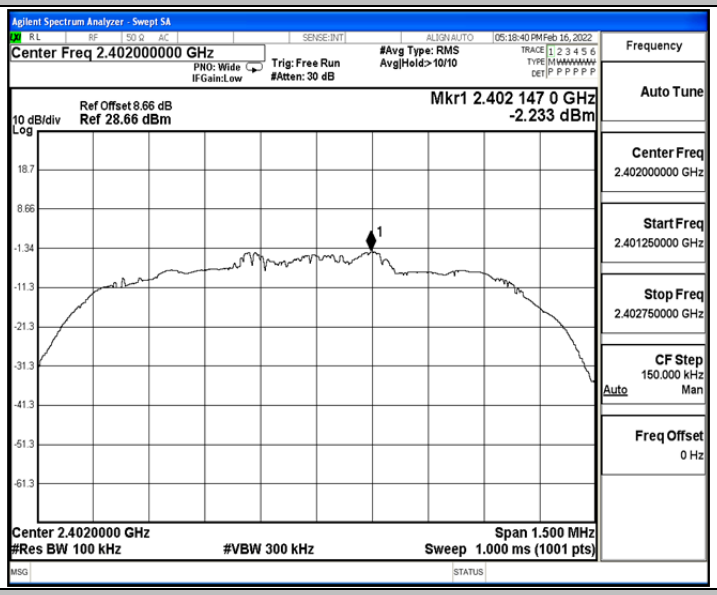

3DH5_Ant1_2402_30~1000

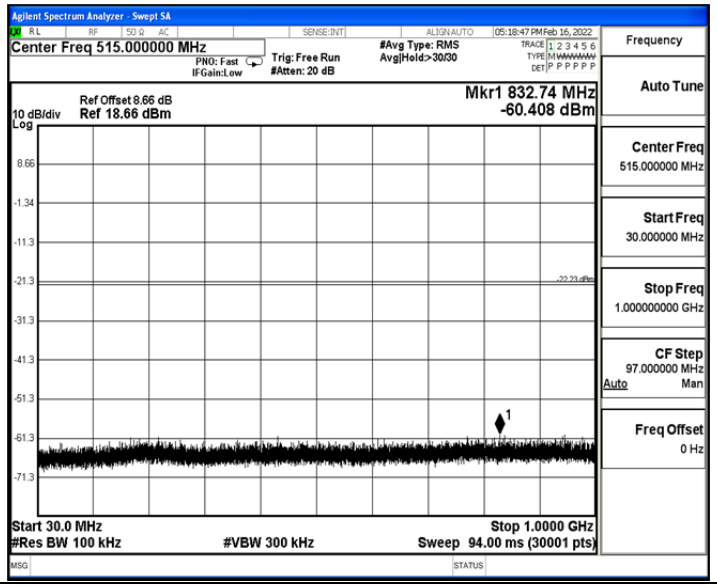

3DH5_Ant1_2402_1000~26500

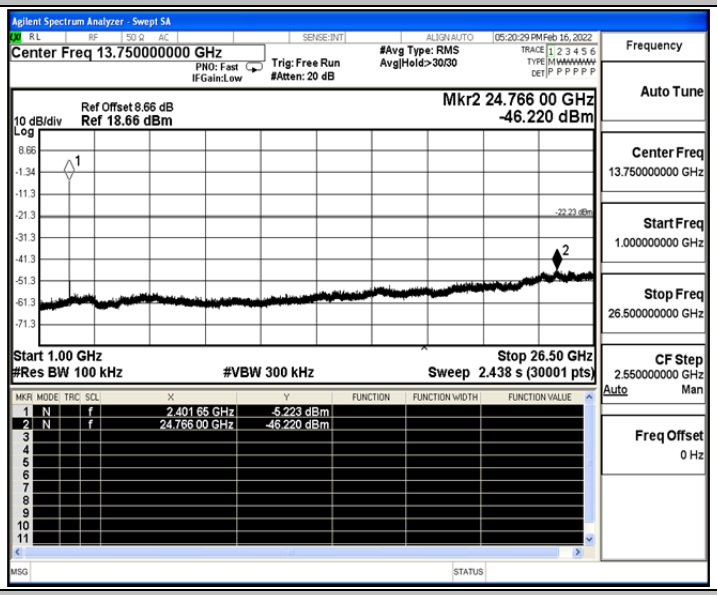

3DH5_Ant1_2441_0~Reference

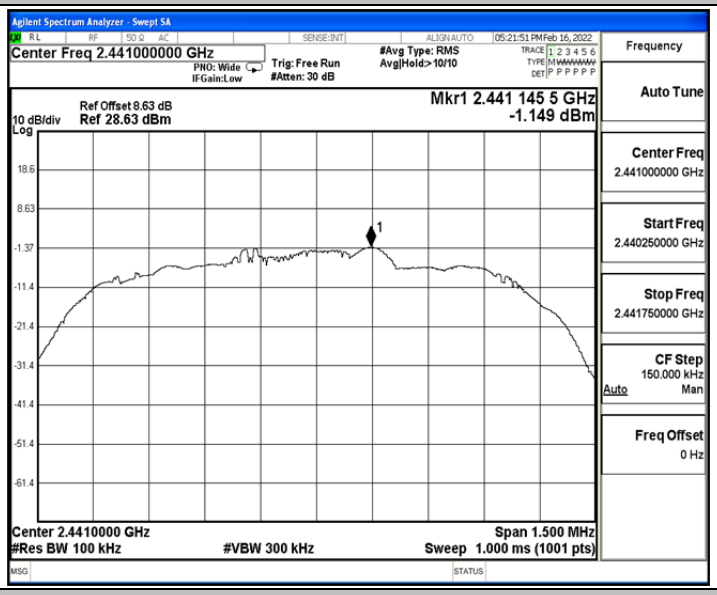

3DH5_Ant1_2441_30~1000

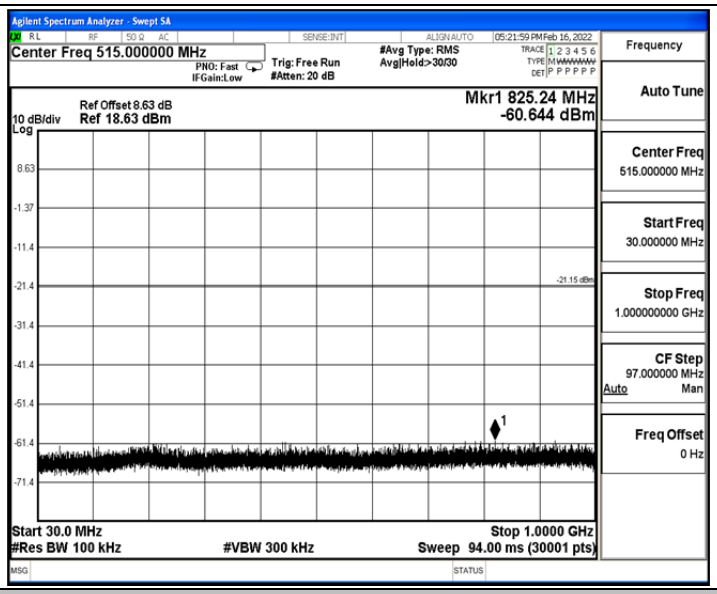

3DH5_Ant1_2441_1000~26500

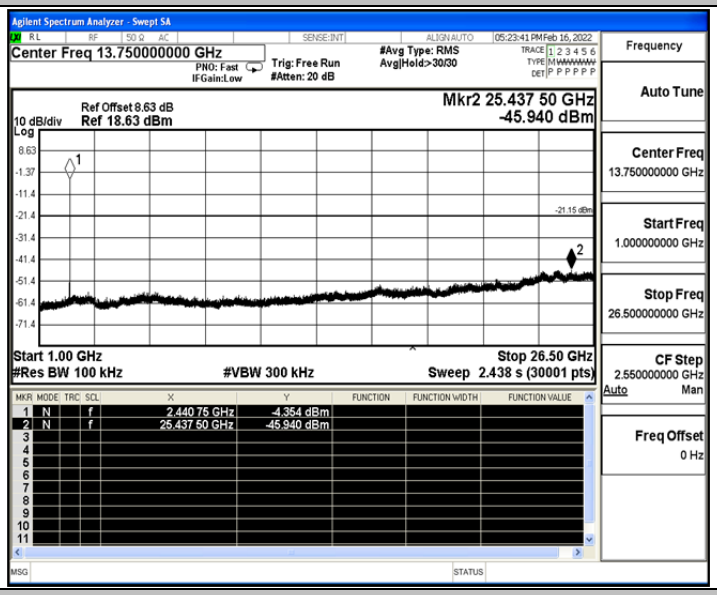

3DH5_Ant1_2480_0~Reference

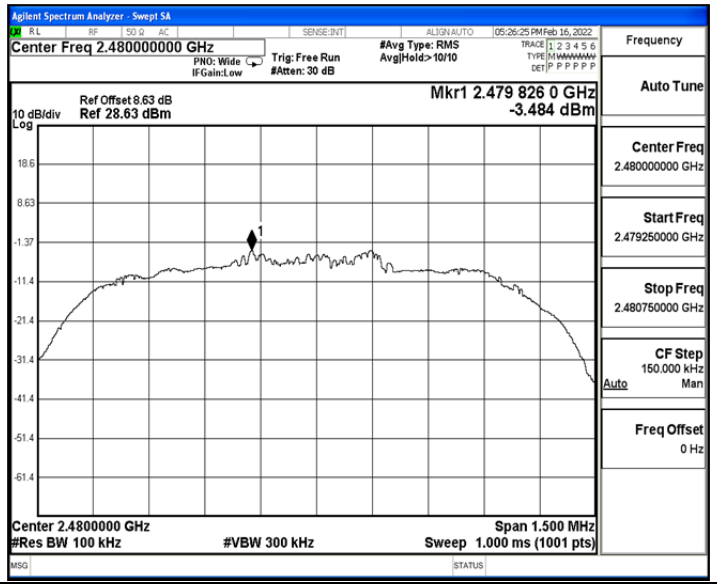

3DH5_Ant1_2480_30~1000

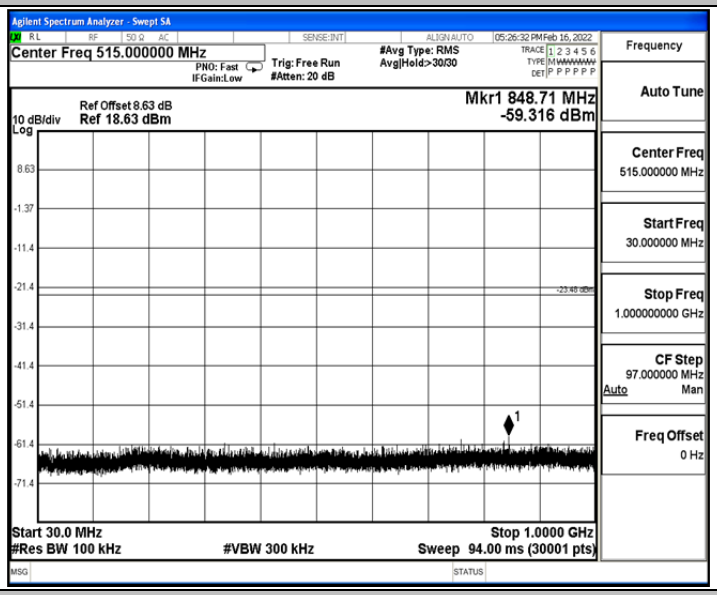

3DH5_Ant1_2480_1000~26500

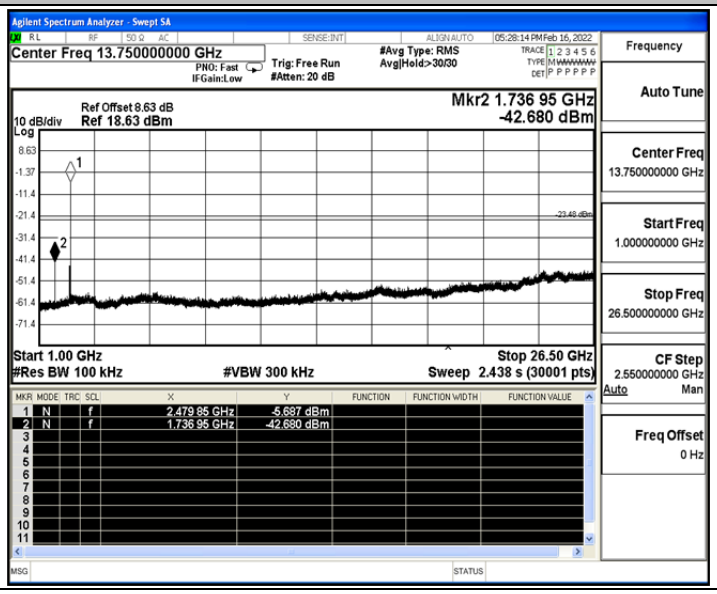

A.8 Emissions in Restricted Bands

Test Result

TestMode	Antenna	ChName	Channel	Detector	Freq. [MHz]	Result [dBm]	Limit [dBm]	Result [dBuV/m]	Limit [dBuV/m]	Verdict
DH5	Ant1	Low	2402	AV	2310.000	-48.33	≤-41.20	46.87	≤54	PASS
				AV	2381.900	-47.67	≤-41.20	47.53	≤54	PASS
				AV	2390.000	-47.85	≤-41.20	47.35	≤54	PASS
				Peak	2310.000	-38.79	≤-21.20	56.41	≤74	PASS
				Peak	2317.535	-36.75	≤-21.20	58.45	≤74	PASS
				Peak	2390.000	-38.57	≤-21.20	56.63	≤74	PASS
		High	2480	AV	2483.500	-47.39	≤-41.20	47.81	≤54	PASS
				AV	2498.000	-47.21	≤-41.20	47.99	≤54	PASS
				AV	2500.000	-47.29	≤-41.20	47.91	≤54	PASS
				Peak	2483.500	-37.91	≤-21.20	57.29	≤74	PASS
				Peak	2498.800	-36.17	≤-21.20	59.03	≤74	PASS
				Peak	2500.000	-37.04	≤-21.20	58.16	≤74	PASS
		Low	Hop_2402	Peak	2310.000	-39.44	≤-21.20	55.76	≤74	PASS
				Peak	2365.940	-37.13	≤-21.20	58.07	≤74	PASS
				Peak	2390.000	-38.87	≤-21.20	56.33	≤74	PASS
		High	Hop_2480	Peak	2483.500	-38.81	≤-21.20	56.39	≤74	PASS
				Peak	2486.640	-36.35	≤-21.20	58.85	≤74	PASS
				Peak	2500.000	-37.75	≤-21.20	57.45	≤74	PASS
2DH5	Ant1	Low	2402	AV	2310.000	-48.14	≤-41.20	47.06	≤54	PASS
				AV	2389.250	-47.76	≤-41.20	47.44	≤54	PASS
				AV	2390.000	-47.87	≤-41.20	47.33	≤54	PASS
				Peak	2310.000	-39.31	≤-21.20	55.89	≤74	PASS
				Peak	2328.770	-36.46	≤-21.20	58.74	≤74	PASS
				Peak	2390.000	-37.86	≤-21.20	57.34	≤74	PASS
		High	2480	AV	2483.500	-47.31	≤-41.20	47.89	≤54	PASS
				AV	2492.320	-47.13	≤-41.20	48.07	≤54	PASS
				AV	2500.000	-47.23	≤-41.20	47.97	≤54	PASS
				Peak	2483.500	-38.81	≤-21.20	56.39	≤74	PASS
				Peak	2495.600	-36.66	≤-21.20	58.54	≤74	PASS
				Peak	2500.000	-38.06	≤-21.20	57.14	≤74	PASS
		Low	Hop_2402	Peak	2310.000	-38.73	≤-21.20	56.47	≤74	PASS
				Peak	2326.565	-36.89	≤-21.20	58.31	≤74	PASS
				Peak	2390.000	-38.82	≤-21.20	56.38	≤74	PASS
		High	Hop_2480	Peak	2483.500	-38.04	≤-21.20	57.16	≤74	PASS
				Peak	2496.000	-35.55	≤-21.20	59.65	≤74	PASS
				Peak	2500.000	-38.2	≤-21.20	57.00	≤74	PASS
3DH5	Ant1	Low	2402	AV	2310.000	-48.28	≤-41.20	46.92	≤54	PASS

				AV	2383.895	-47.73	≤-41.20	47.47	≤54	PASS
				AV	2390.000	-47.86	≤-41.20	47.34	≤54	PASS
				Peak	2310.000	-38.71	≤-21.20	56.49	≤74	PASS
				Peak	2383.790	-36.47	≤-21.20	58.73	≤74	PASS
				Peak	2390.000	-38.3	≤-21.20	56.90	≤74	PASS
		High	2480	AV	2483.500	-47.37	≤-41.20	47.83	≤54	PASS
				AV	2499.920	-47.21	≤-41.20	47.99	≤54	PASS
				AV	2500.000	-47.19	≤-41.20	48.01	≤54	PASS
				Peak	2483.500	-37.96	≤-21.20	57.24	≤74	PASS
				Peak	2486.320	-35.88	≤-21.20	59.32	≤74	PASS
				Peak	2500.000	-37.75	≤-21.20	57.45	≤74	PASS
		Low	Hop_2402	Peak	2310.000	-39.59	≤-21.20	55.61	≤74	PASS
				Peak	2319.320	-37.24	≤-21.20	57.96	≤74	PASS
				Peak	2390.000	-38.81	≤-21.20	56.39	≤74	PASS
		High	Hop_2480	Peak	2483.500	-38.34	≤-21.20	56.86	≤74	PASS
				Peak	2489.280	-36.25	≤-21.20	58.95	≤74	PASS
				Peak	2500.000	-36.44	≤-21.20	58.76	≤74	PASS

Note：

1. The Antenna Gain is compensated in the graph.
2. The limit in dBm for average detector is conversion from 54dBuV/m, according to 15.209(a). The limit in dBm for peak detector is 20dB above the limit of average detector in dBm.

Test Graphs

DH5_Ant1_Low_2402_AV

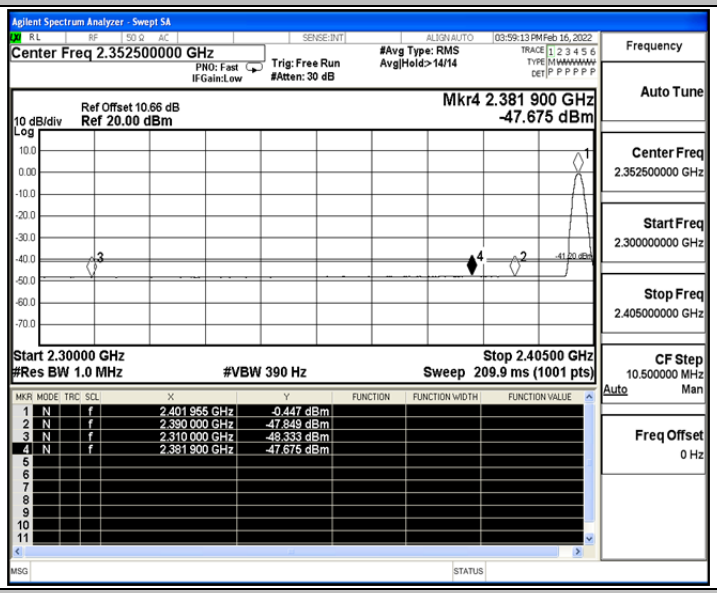

DH5_Ant1_Low_2402_Peak

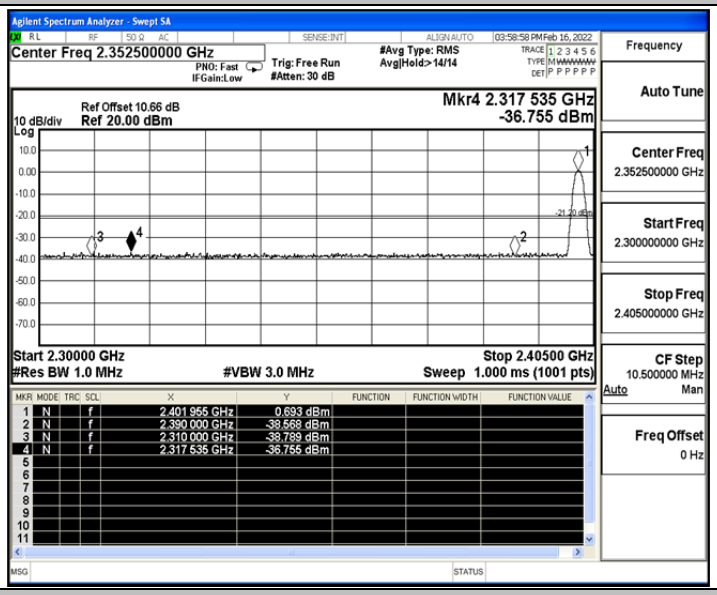

DH5_Ant1_High_2480_AV

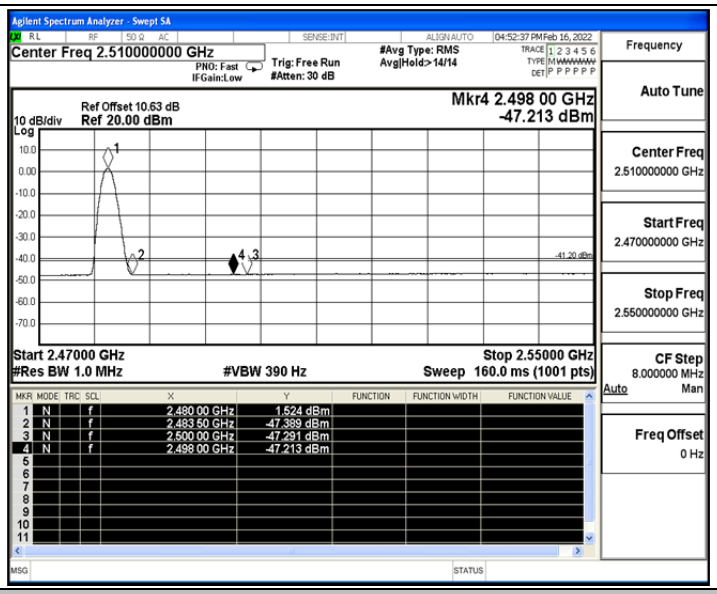

DH5_Ant1_High_2480_Peak

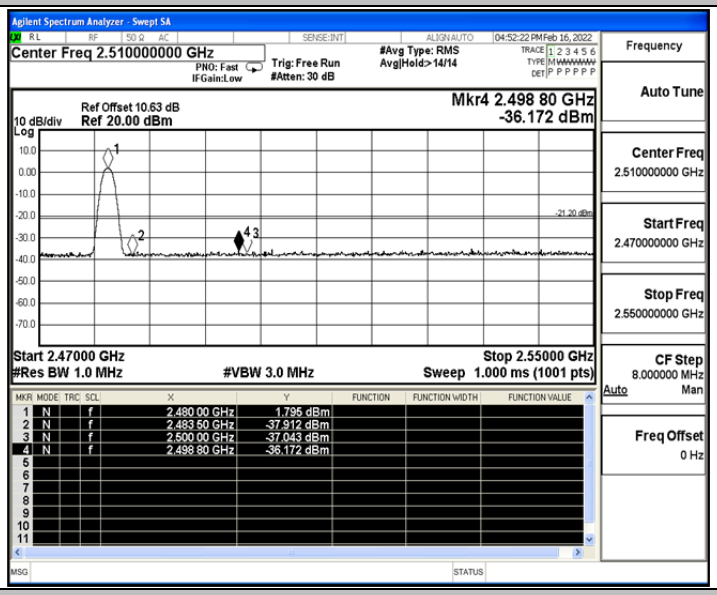

DH5_Ant1_Low_Hop_2402_Peak

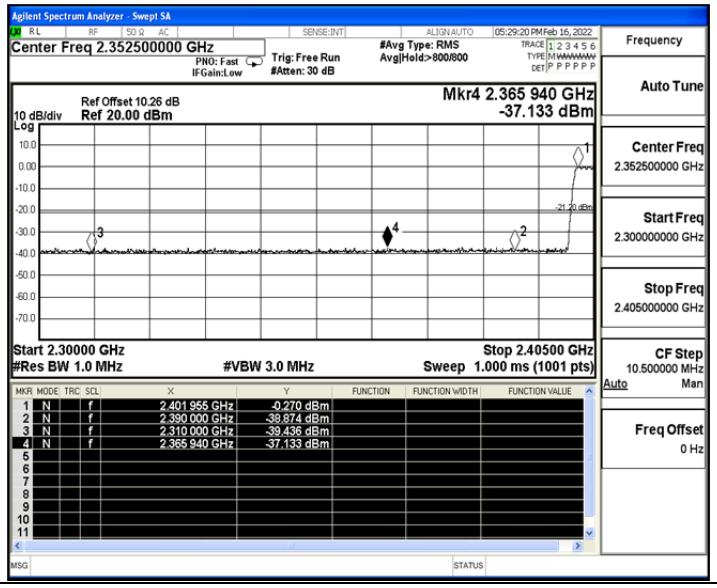

DH5_Ant1_High_Hop_2480_Peak

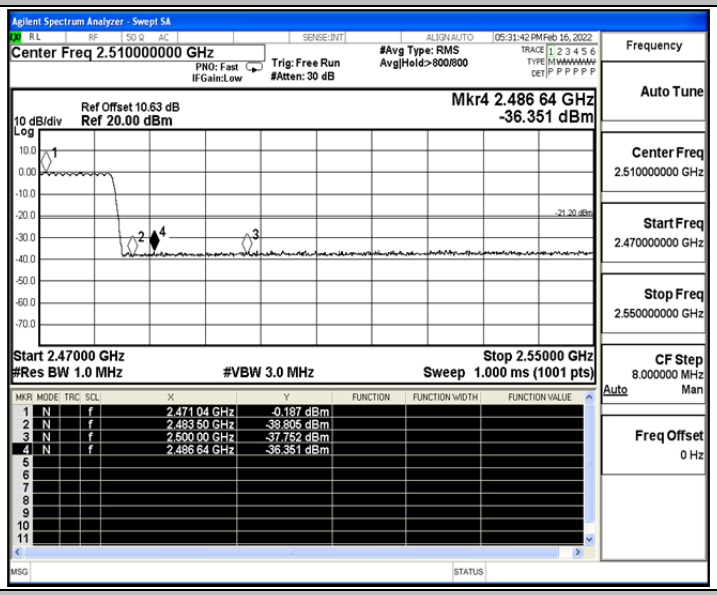

2DH5_Ant1_Low_2402_AV

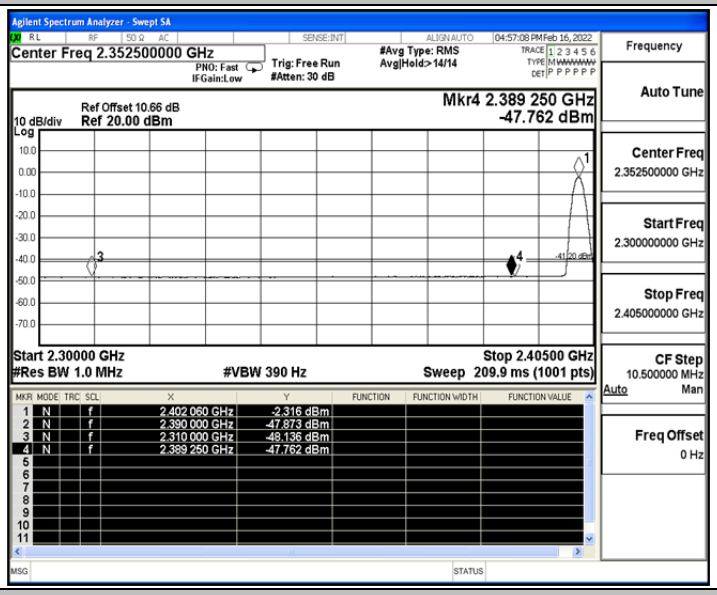

2DH5_Ant1_Low_2402_Peak

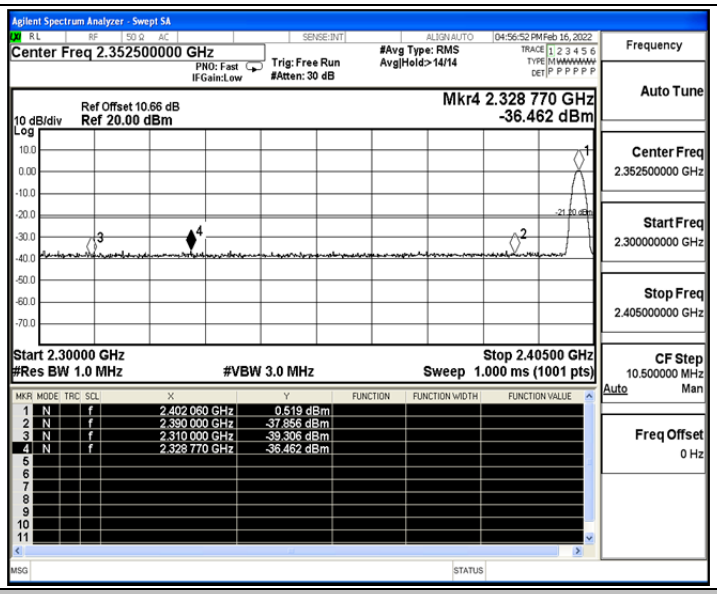

2DH5_Ant1_High_2480_AV

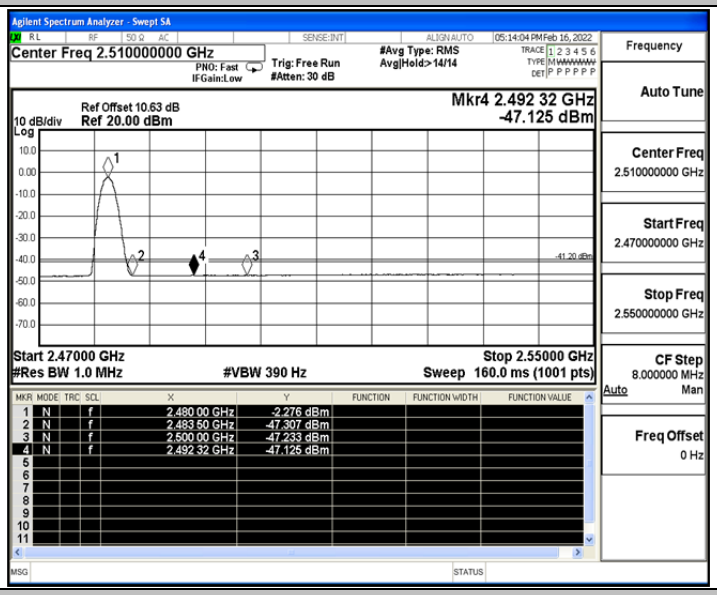

2DH5_Ant1_High_2480_Peak

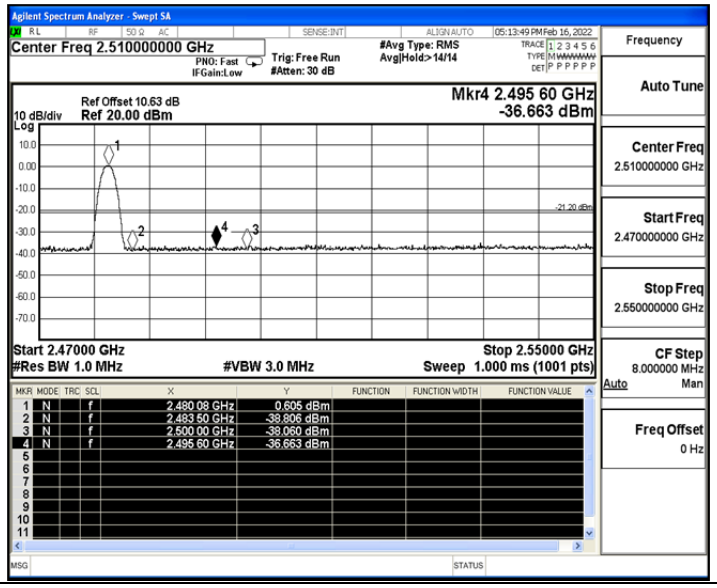

2DH5_Ant1_Low_Hop_2402_Peak

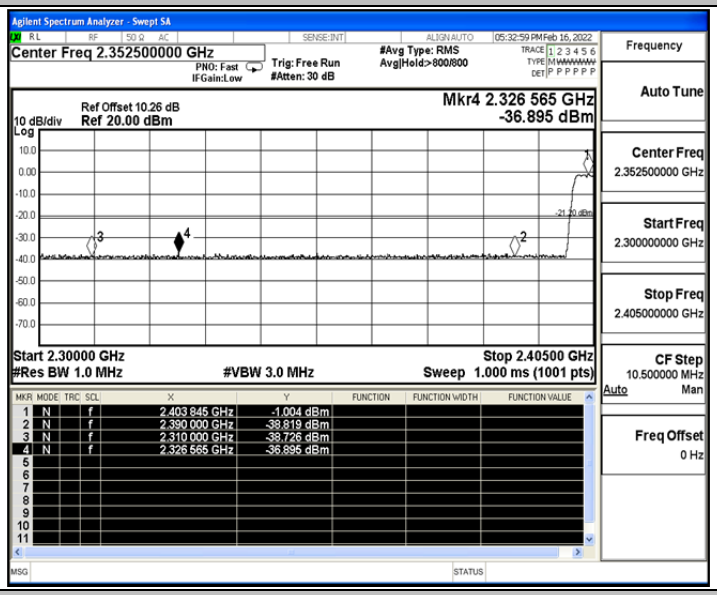

2DH5_Ant1_High_Hop_2480_Peak

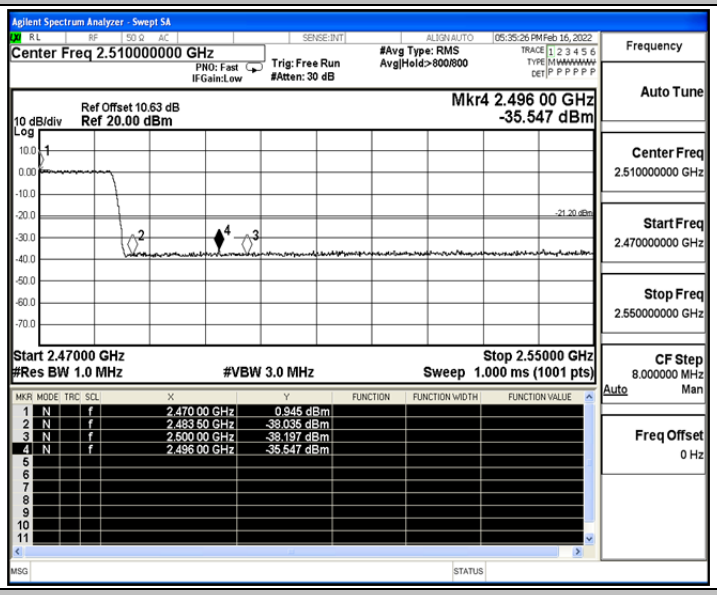

3DH5_Ant1_Low_2402_AV

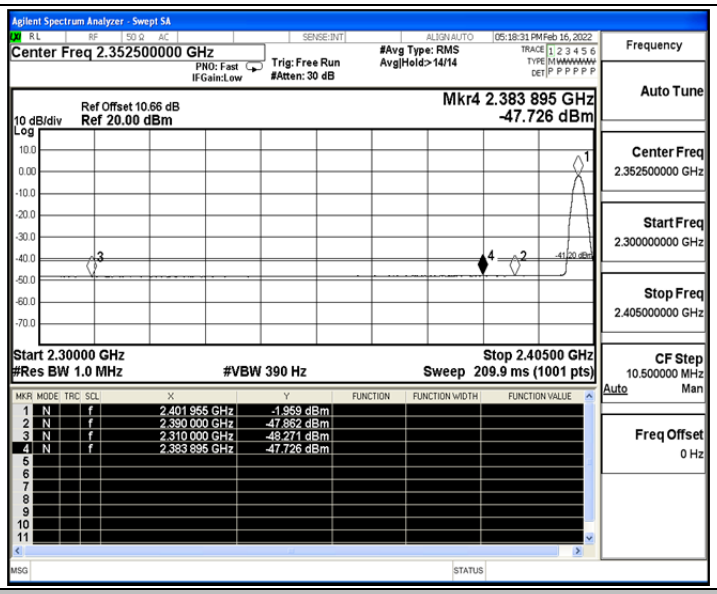

3DH5_Ant1_Low_2402_Peak

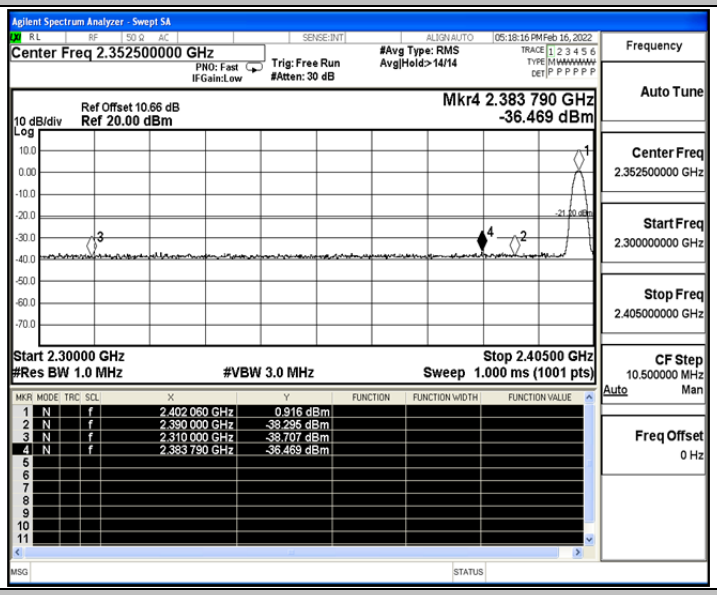

3DH5_Ant1_High_2480_AV

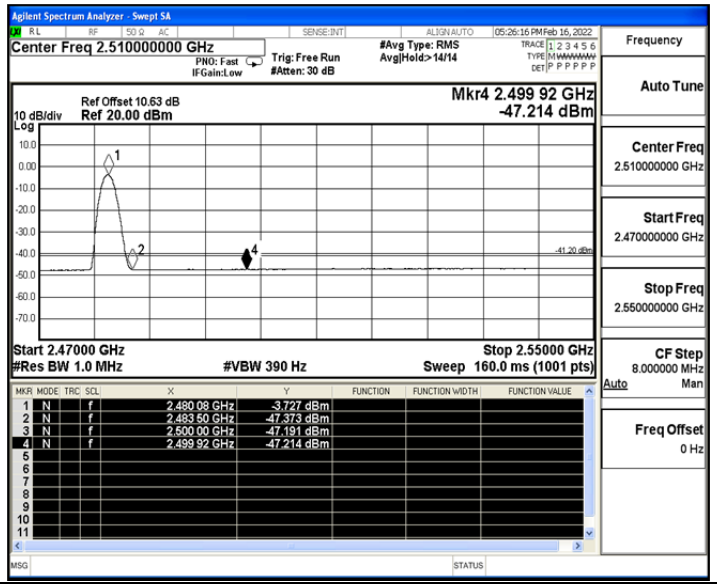

3DH5_Ant1_High_2480_Peak

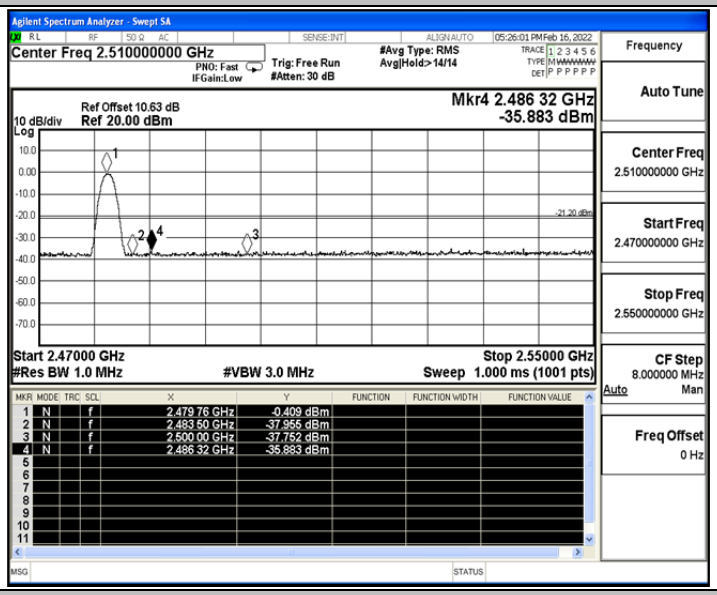

3DH5_Ant1_Low_Hop_2402_Peak

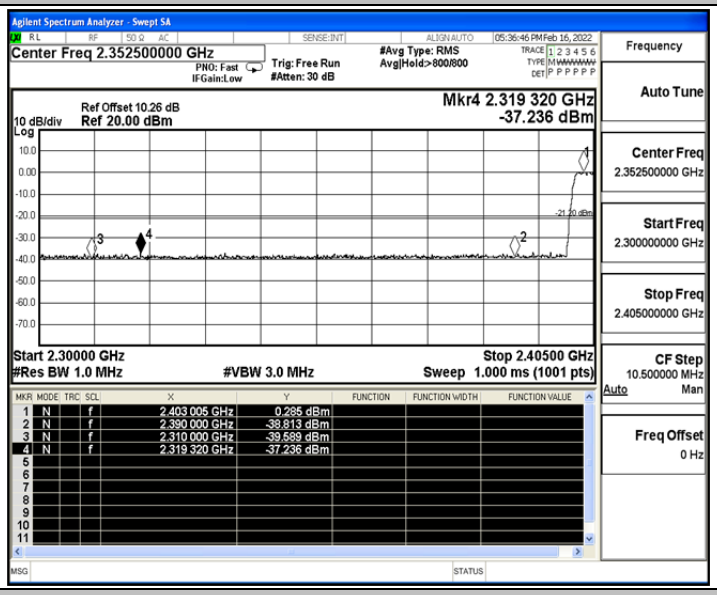

3DH5_Ant1_High_Hop_2480_Peak

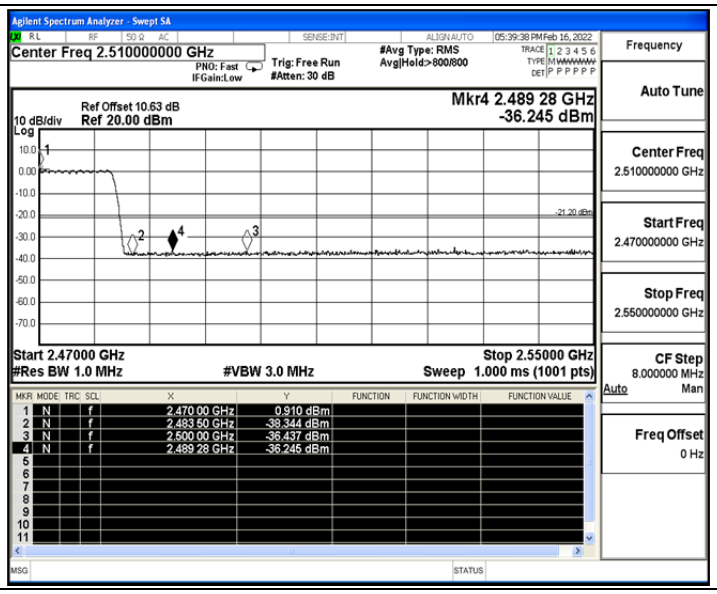
Agilent Spectrum Analyzer - Swept SA
Center Freq 2.510000000 GHz
PNO: Fast
IFGain:Low
Trig: Free Run
#Atten: 30 dB
#Avg Type: RMS
Avg|Hold:>800/800
05:39:38 PM Feb 16, 2022
Ref Offset 10.63 dB
10 dB/div Ref 20.00 dBm
Log
Mkr4 2.489 28 GHz
-36.245 dBm
-21.20 dBm
Start 2.47000 GHz
#Res BW 1.0 MHz
#VBW 3.0 MHz
Stop 2.55000 GHz
Sweep 1.000 ms (1001 pts)
1 N f 2.470 00 GHz 0.910 dBm
2 N f 2.483 50 GHz -38.344 dBm
3 N f 2.500 00 GHz -36.437 dBm
4 N f 2.489 28 GHz -36.245 dBm
Frequency
Auto Tune
Center Freq
2.510000000 GHz
Start Freq
2.470000000 GHz
Stop Freq
2.550000000 GHz
CF Step
8.000000 MHz
Auto Man
Freq Offset
0 Hz