vsitoo

S3 Pro
User Guide

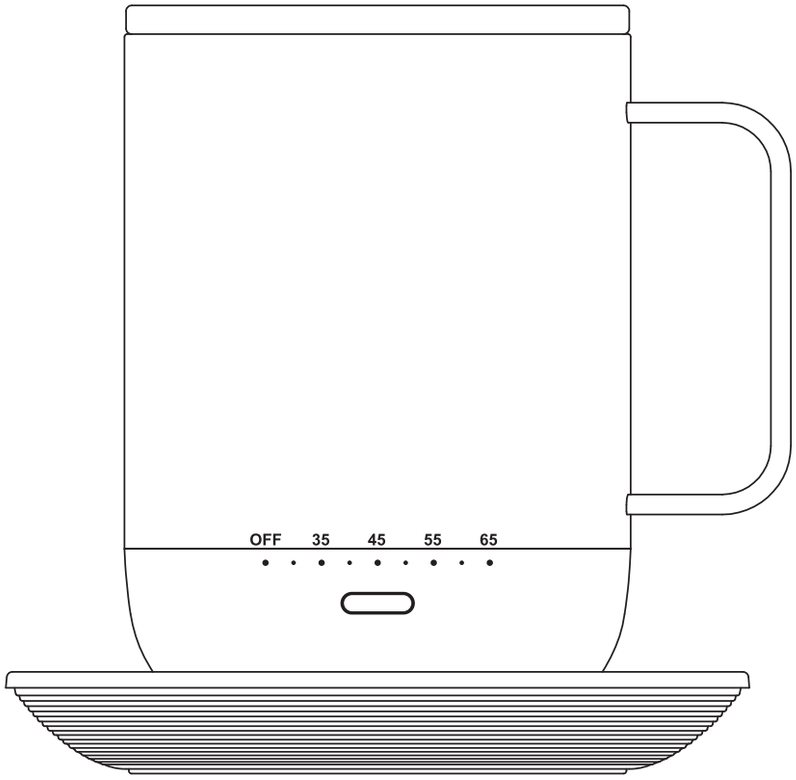

Works with
Vsitoo App

Please read the manual carefully before use

Customer Service Email:**service@vsitoo.com**

英文 / English 1-7

中文 / Chinese 8-17

日文 / Japanese 18-25

Know Your Mug

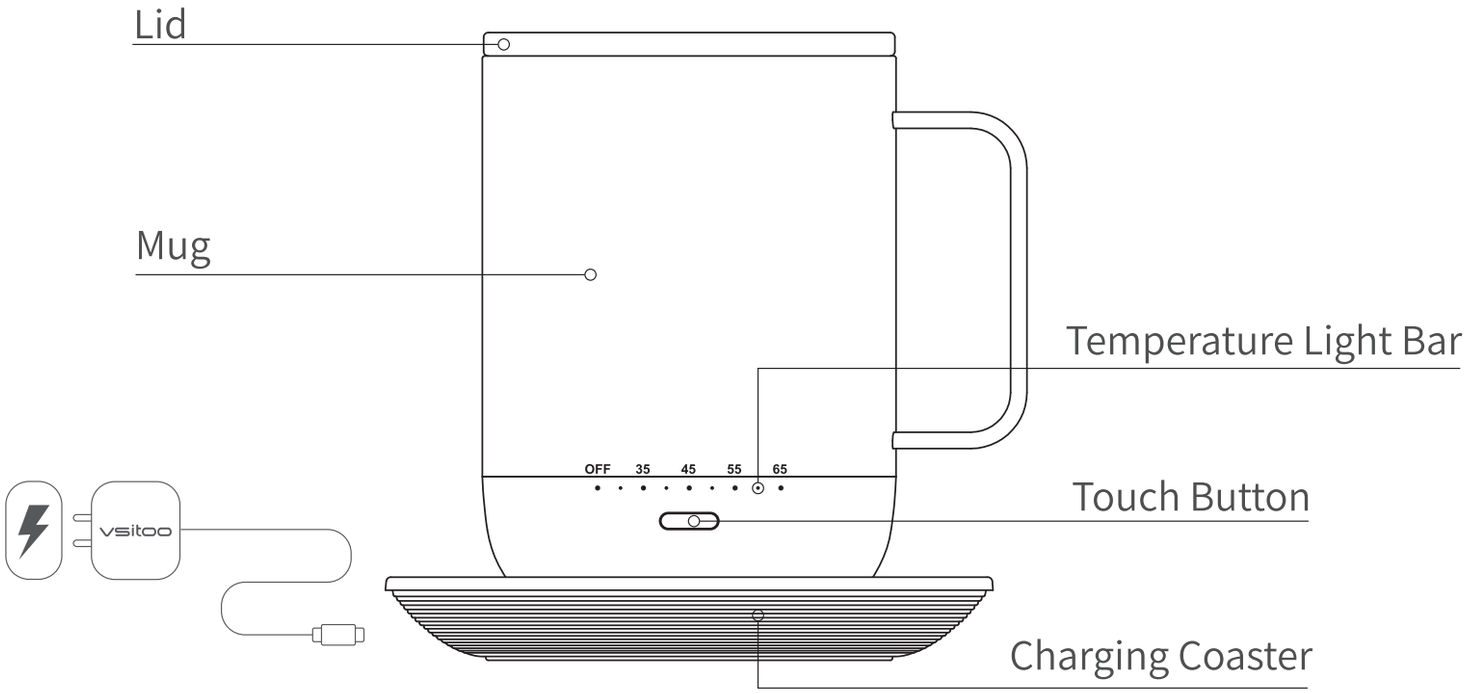

Parameter

Name: VSITOO Smart Mug
Model: S3 Pro
Color: Black/White
Size: 89*117*124mm
Capacity: 360ml
Liner Material: 304 Stainless Steel
Waterproof Level: IPX7
Built-in Battery:2500mAh

Packing list

Smart Mug	X 1
BPA Free Lid	X 1
Charging Coaster	X 1
Power Adapter	X 1
User Guide	X 1

Instruction

Power on/Power off

Take a long press on the switch button for 3 seconds to turn on or turn off.

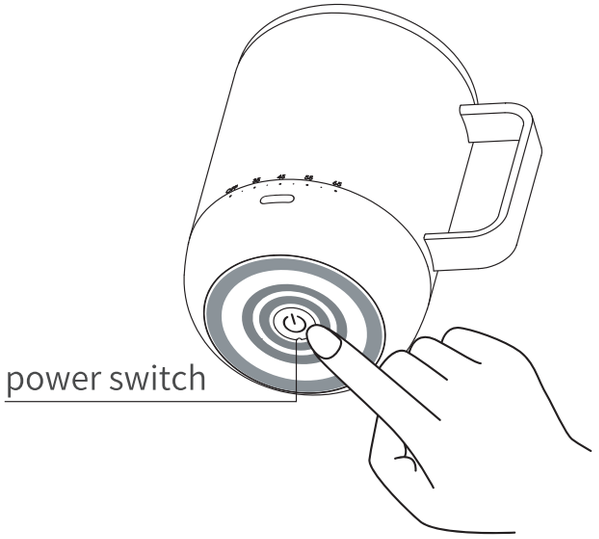

APP Connection

→Ready to connect:

1. Please make sure that the battery was charged for at least half an hour before first use;
2. Please make sure that the mug is turned on and has enough power;
3. Please make sure that your phone's Bluetooth is turned on.

→Connection Steps:

1. Search “ Vsitoo” in APP store /Google store , download and install “ Vsitoo ” app;

Get it on Google play

Available on the APP Store

2. Sign up and Log in;

Please choose right Country Code before entering your phone number

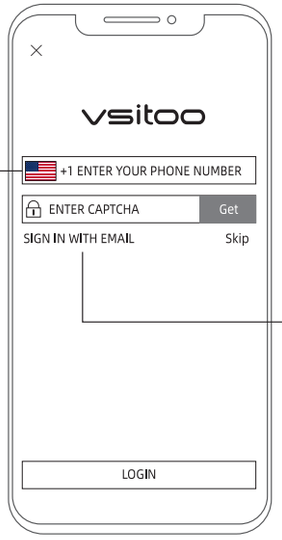

You can also use your Email to sign up

3. Add your mug and built the connection follow the instruction.



Add the device

Temperature Setting

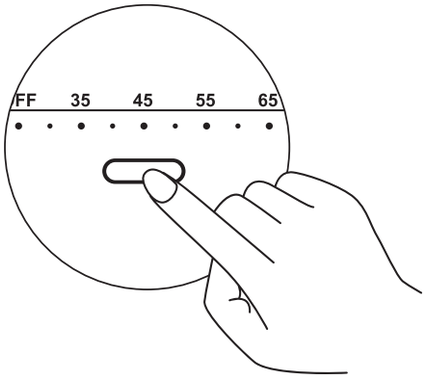

1. Manual control: Click the touch button to set your ideal temperature(temperature range :30°C-65°C/86°F-149°F);

2. APP control: When setting the Temperature Target on the APP, the Temperature Light Bar will be changed synchronously;

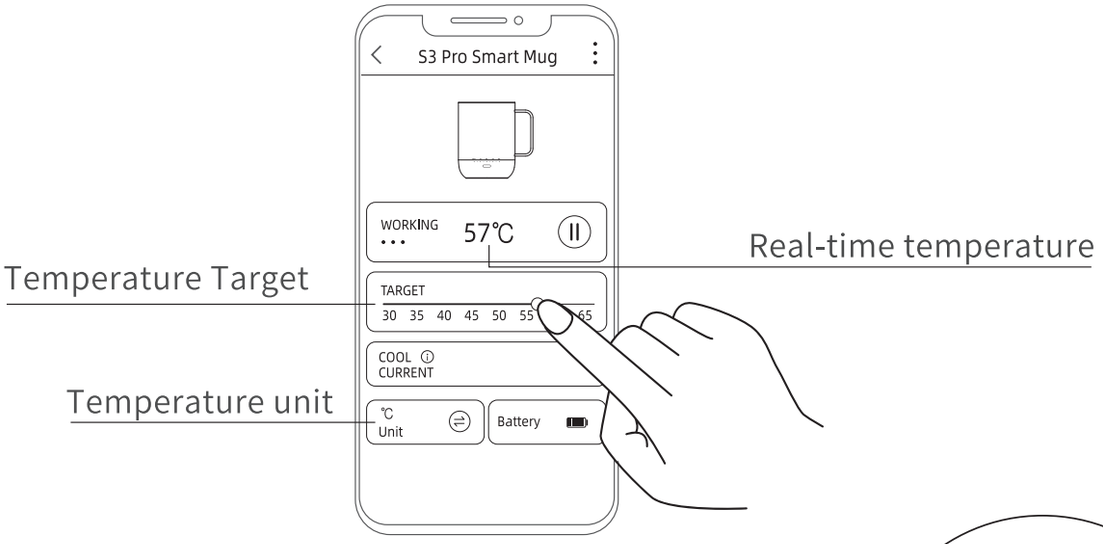

3. Turn off the heating function: Switch the Temperature Target to “OFF”, the mug will stop heating.

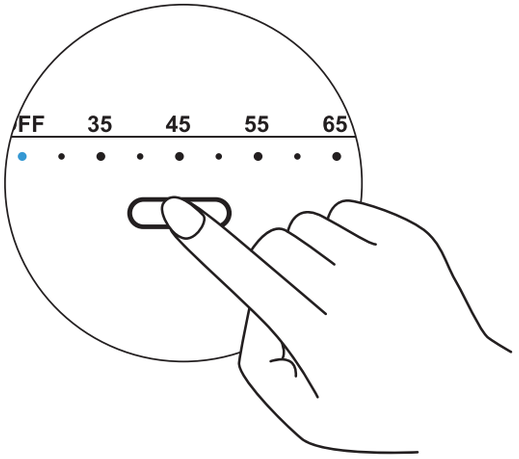

* Temperature Light Bar

During heating: Light flashing

Reaching the temperature target: Stop flashing and keep bright

Real-Time Temperature Detection

The touch button will display different colors to indicate the real-time temperature when you pick up the mug.

→Temperature Range

Blue: ⩽35°C Orange:36-50°C Red:⩾50°C

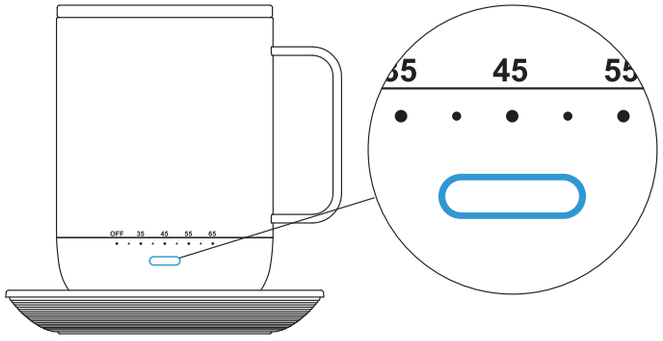

Charge

1. The touch button displays a flash of green aperture when charging or keeps green when charging finished.
2. The touch button displays a flash of red aperture when the battery is less than 10%.

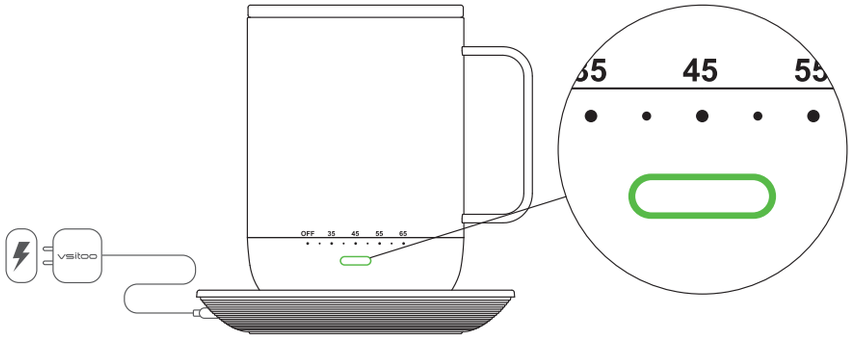

Auto Sleep

The mug will automatically switch to off position and stop heating when there is no water in the mug.
The mug will be automatically awakened and return to the previous temperature target to restart heating after adding water.

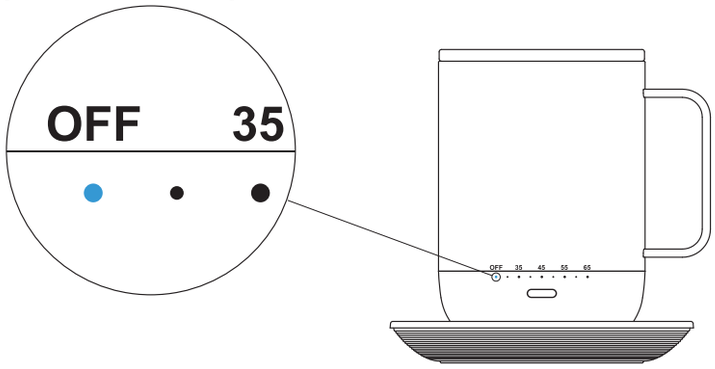

Update

Please upgrade in time when the APP has an update reminder.

Attention

* Do not put it in the microwave, dishwasher, refrigerator or freezer;
* Do not bump or drop the mug, otherwise the sensor may be damaged, which will affect the measurement accuracy of the mug;
* The waterproof grade of the mug is IPX7, it can be cleaned normally, but please do not soak it in the liquid for an extended period of time;
* Please dry the cup before putting it on the charging base;
* When using a metal spoon, use it carefully to avoid scratching the Mug’ s liner;
* Please use a metal spoon carefully to avoid scratching the coating on the inner wall;
* Please keep out of the reach of children when the mug is filled with hot drink;
* Do not fill the mug too full with hot drink to avoid burns caused by spillage;
* Do not use steel balls, bleach or other corrosive acid-base solvents to clean the mug;
* Be careful to avoid steam burns when holding the mug or opening the lid.

Warranty Policy

* The product is guaranteed for one year from the date of purchase.
* You can contact market customer service to exchange for a new replacement or get a refund within the valid return date firstly.
* If your purchase date exceeds the valid return period, please contact us by any of the following methods:
  1.You can submit your request through the Feedback option on the Vsitoo APP (You'd better attach order number and your contact information so that we can solve the problem for you further);
  2.You can send an email to our customer service mailbox: service@vsitoo.com. Similarly, you need to describe the problem you encountered in detail and attach your order number and product photos so that we can solve the problem for you better;
  3.You can visit our official website and leave your suggestion and feedback, our customer service staff will reply you as soon as possible.
* Please ensure the integrity of the product and packaging when you send it back.

PAY ATTENTION ! ! The following conditions are not covered by the warranty:

1.Failure and damage caused by disassembly,modification and repair without authorization;
2.Failure or damage caused by incorrect use;
3.Failure or damage caused by human factors;
4.Warranty period exceeded;
5.Product purchased from unauthorized dealers.

Official Website：http://www.vsitoo.com/
Customer Service Number: 86-0760-87954495
Customer Service Email: service@vsitoo.com
Manufacturer: Guangdong Jimi Youpin Intelligent Technology Co.,LTD
Address: Tongmao Industrial Avenue, Dongsheng Town ,Zhongshan City, Guangdong Province

FCC Warning Statement

Changes or modifications not expressly approved by the party responsible for compliance could void the user's authority to operate the equipment. This equipment has been tested and found to comply with the limits for a Class B digital device, pursuant to Part 15 of the FCC Rules. These limits are designed to provide reasonable protection against harmful interference in a residential installation. This equipment generates uses and can radiate radio frequency energy and, if not installed and used in accordance with the instructions, may cause harmful interference to radio communications. However, there is no guarantee that interference will not occur in a particular installation. If this equipment does cause harmful interference to radio or television reception, which can be determined by turning the equipment off and on, the user is encouraged to try to correct the interference by one or more of the following measures:

- Reorient or relocate the receiving antenna.
- Increase the separation between the equipment and receiver.
- Connect the equipment into an outlet on a circuit different from that to which the receiver is connected.
- Consult the dealer or an experienced radio/TV technician for help.

vsitoo

http://www.vsitoo.com
Email: service@vsitoo.com