APPENDIX 3: Photographs of test setup

Radiated Power



Photo 1



Photo 2

Field strength of spurious radiation
(Below 30 MHz)



Photo 1



Photo 2

Field strength of spurious radiation
(30 MHz - 1000 MHz)

Photo 1



Photo 2

Field strength of spurious radiation
(Above 1 GHz)



Photo 1



Worst Case Position

Frequency Range	Worst Case Position
Below 30 MHz	X-axis
Above 30 MHz	Horizontal: X-axis / Vertical: Y-axis

X-axis

Y-axis



Frequency Stability



Photo 1

End of Report

UL Japan, Inc.
Ise EMC Lab.
4383-326 Asama-cho, Ise-shi, Mie-ken 516-0021 JAPAN
Telephone : +81 596 24 8999
Facsimile : +81 596 24 8124