PCS1900 Spectrum Plot

EDGE -512

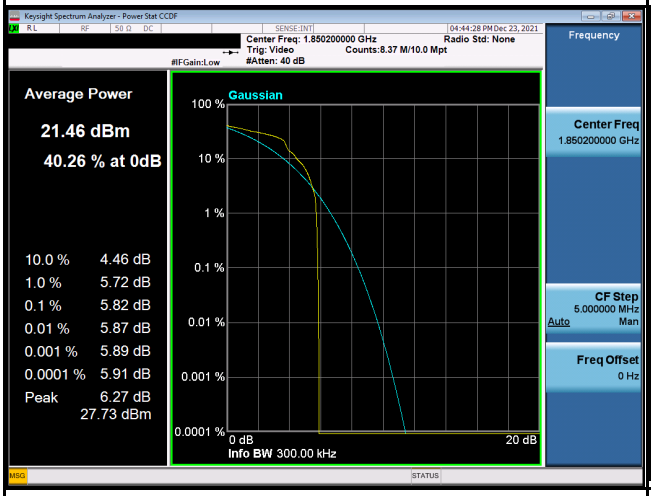

EDGE -661

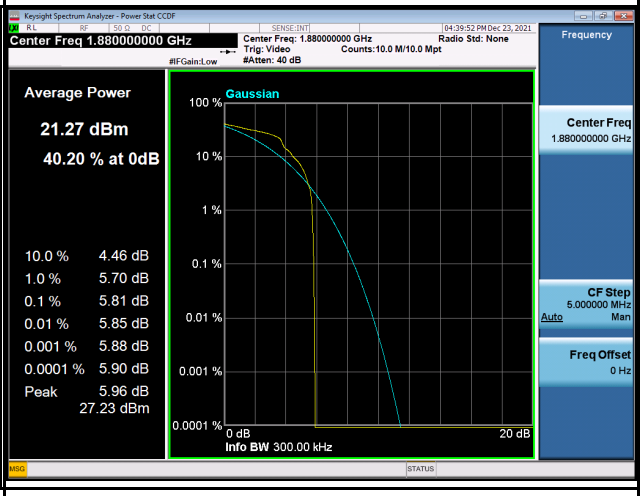

EDGE -810

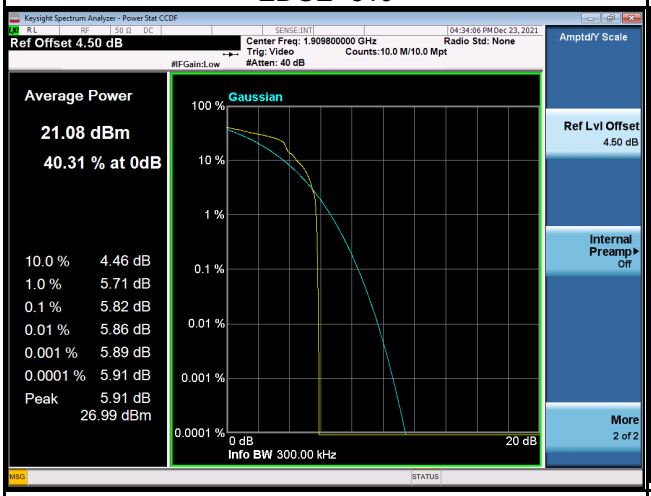

GSM -512

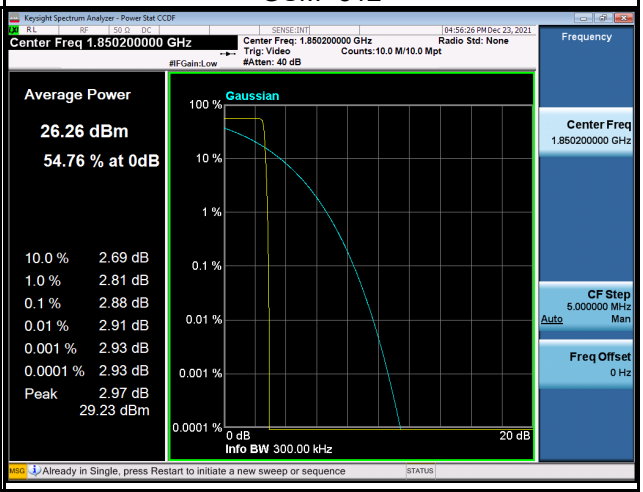

GSM -661

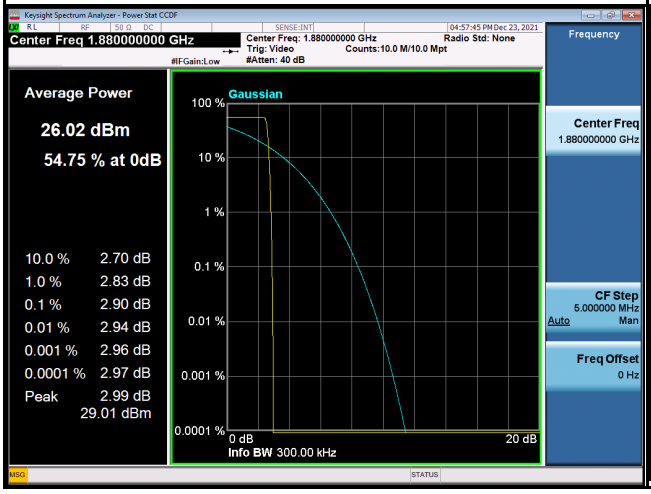

GSM -810

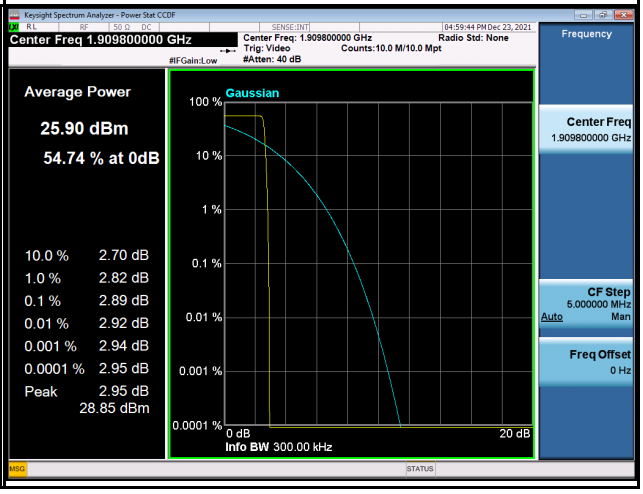

WCDMA Band II Spectrum Plot

9262

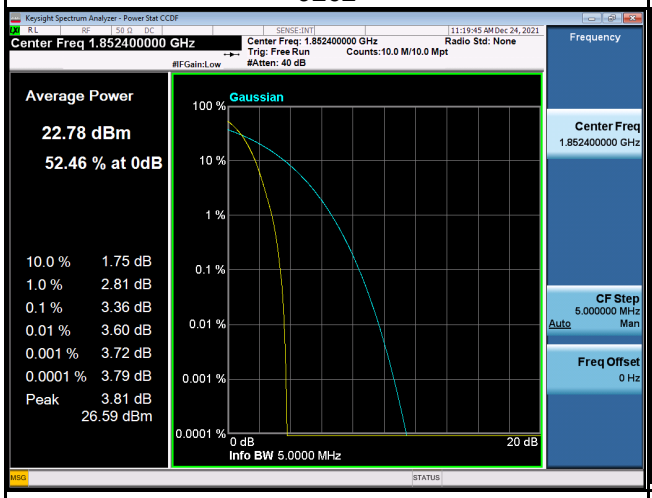

9400

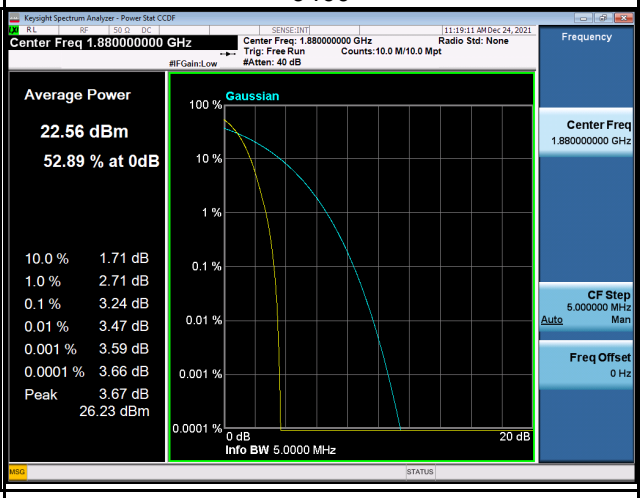

9538

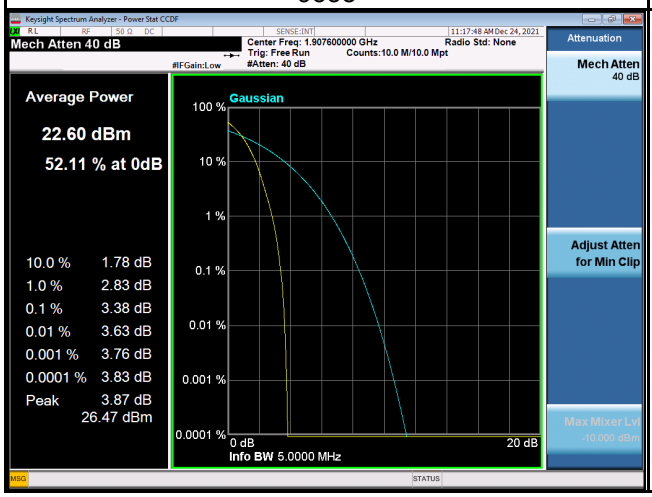

-

-

LTE Band 2 Spectrum Plot_1.4M

QPSK-18607

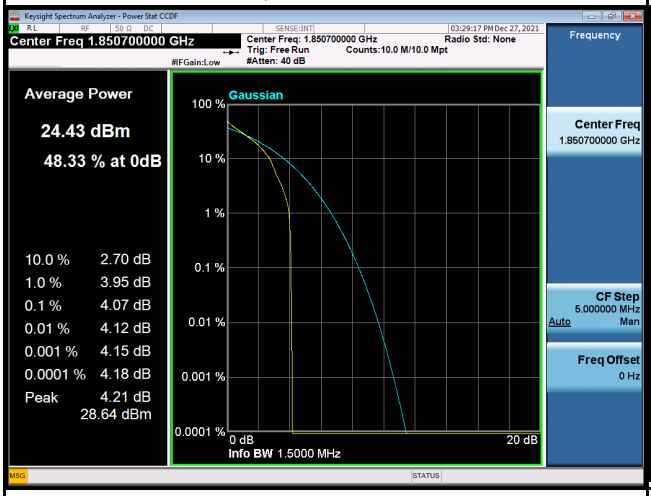

QPSK-18900

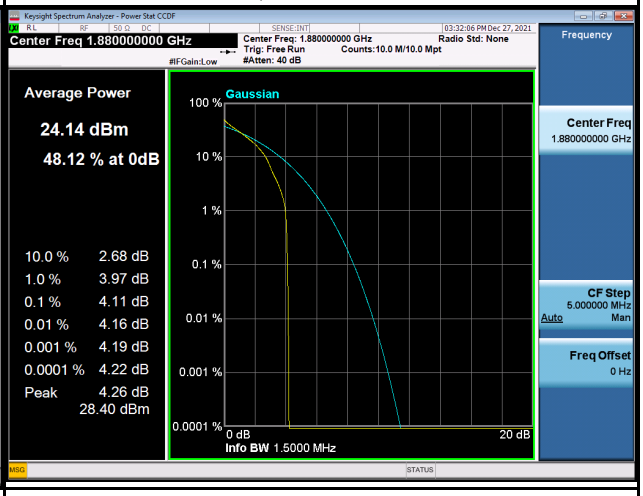

QPSK-19193

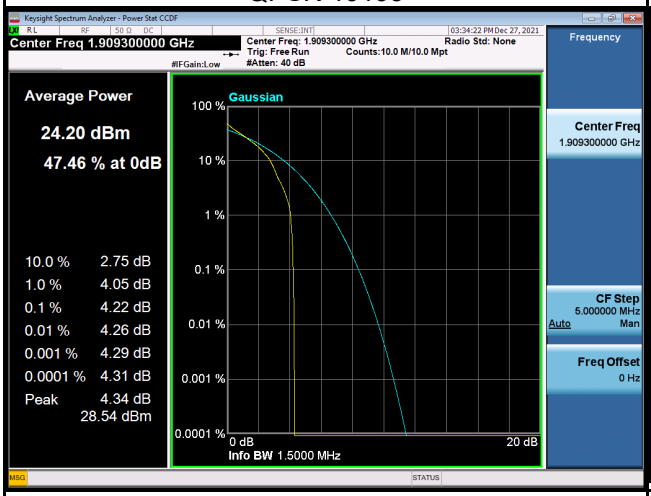

16QAM-18607

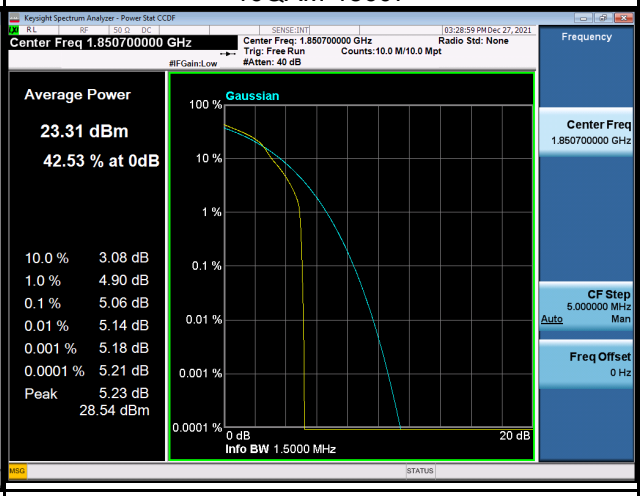

16QAM-18900

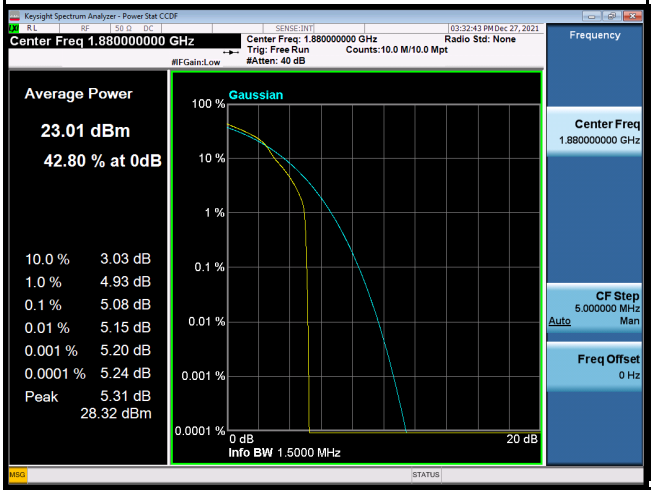

16QAM-19193

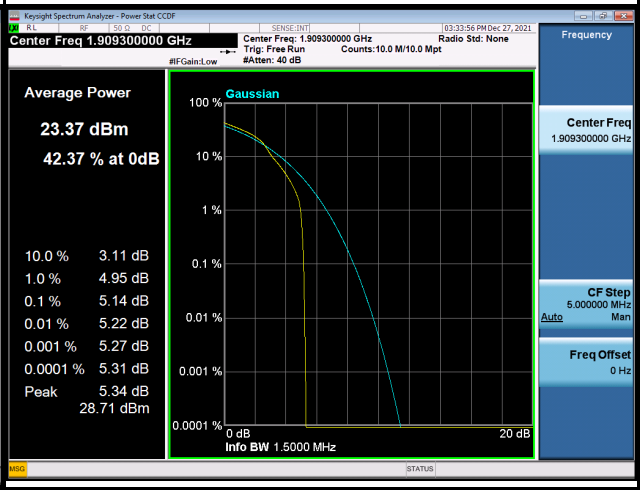

LTE Band 2 Spectrum Plot_3M

QPSK-18615

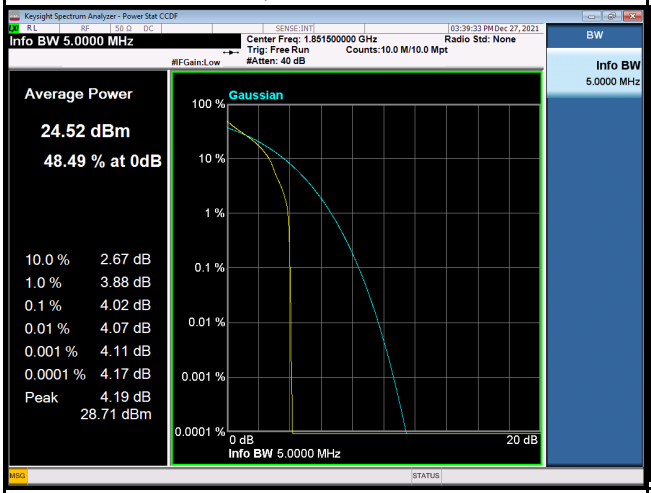

QPSK-18900

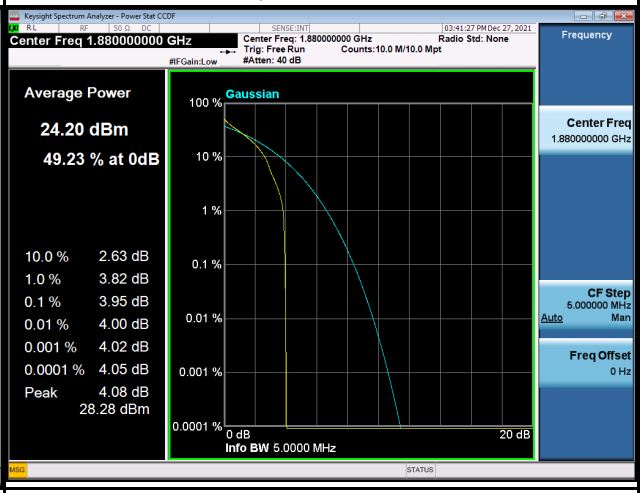

QPSK-19185

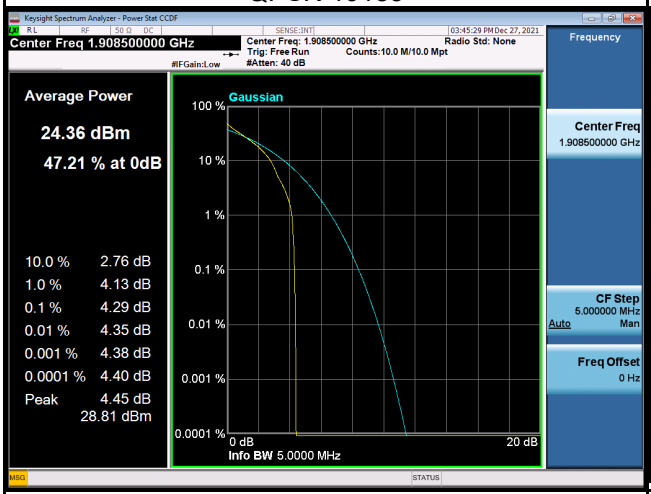

16QAM-18615

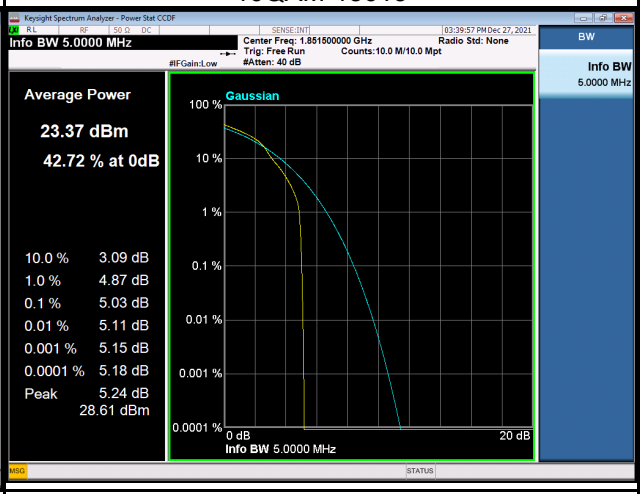

16QAM-18900

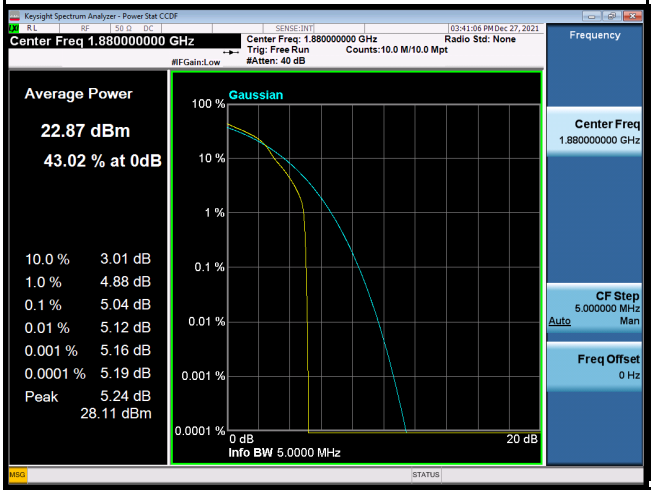

16QAM-19185

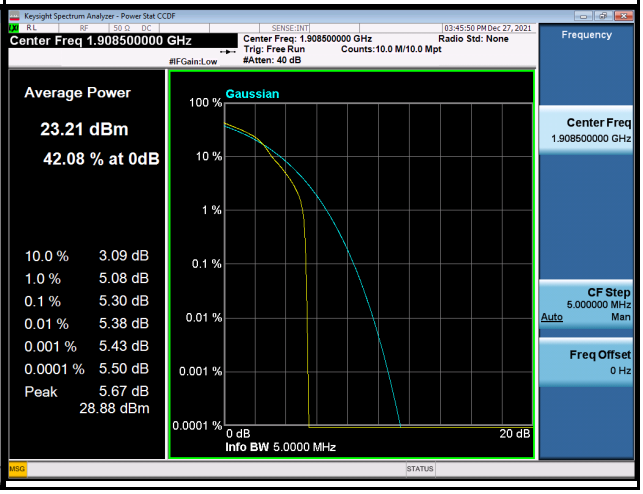

LTE Band 2 Spectrum Plot_5M

QPSK-18625

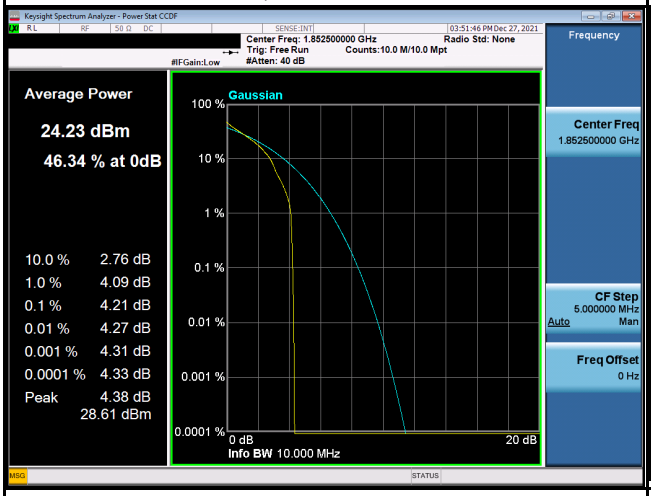

QPSK-18900

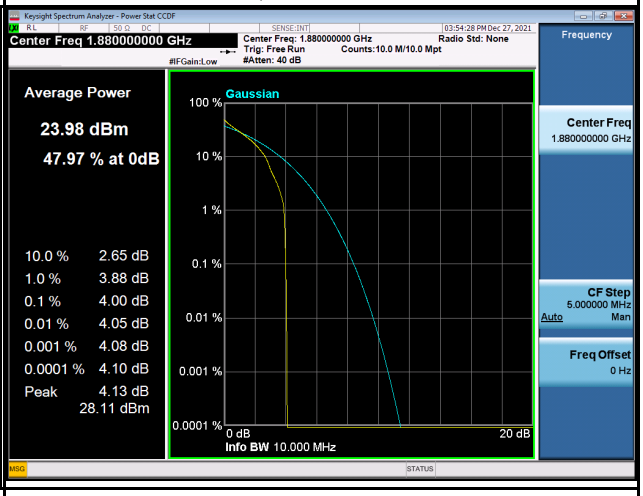

QPSK-19175

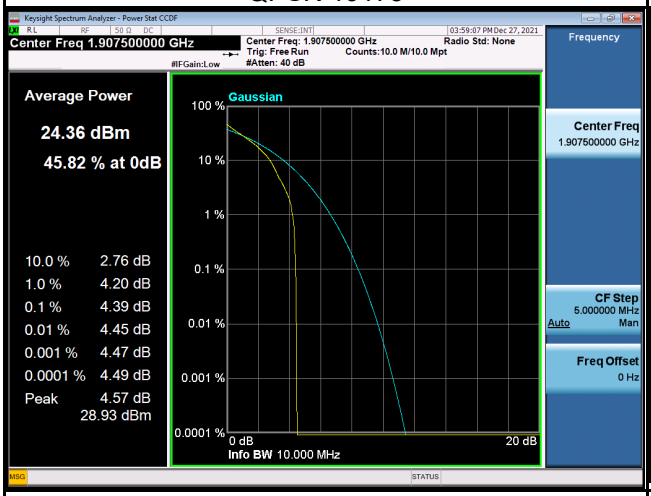

16QAM-18625

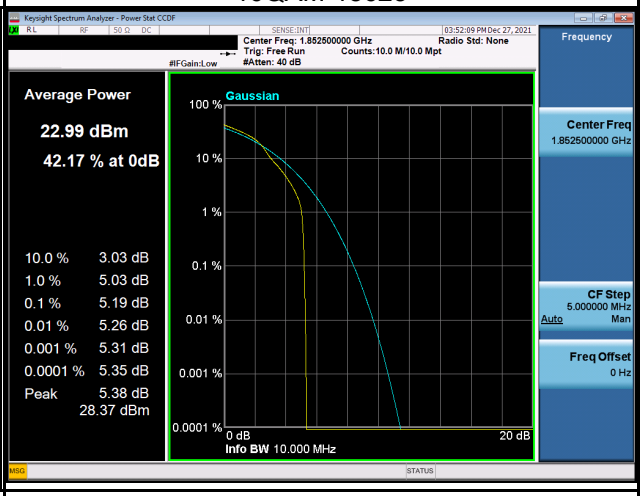

16QAM-18900

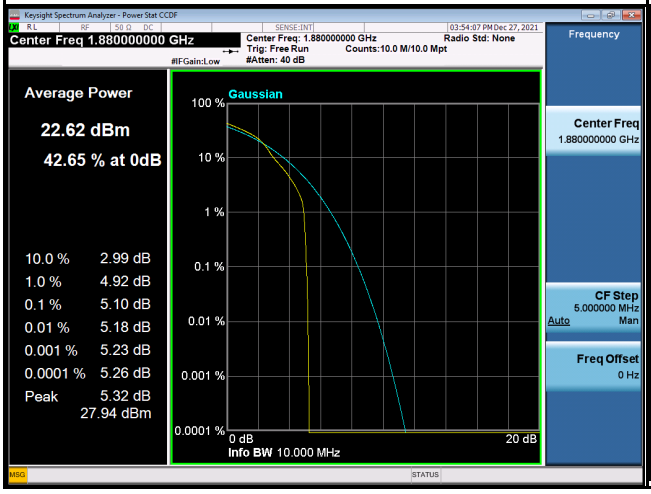

16QAM-19175

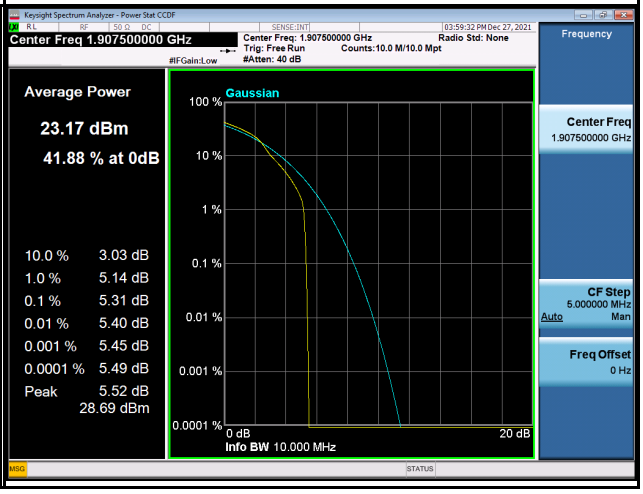

LTE Band 2 Spectrum Plot_10M

QPSK-18650

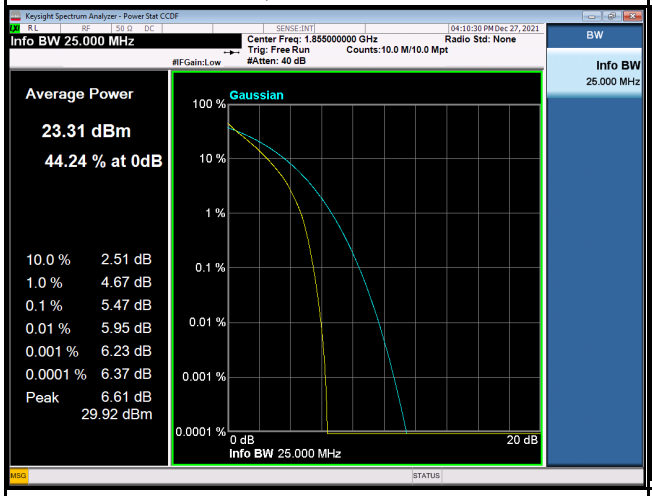

QPSK-18900

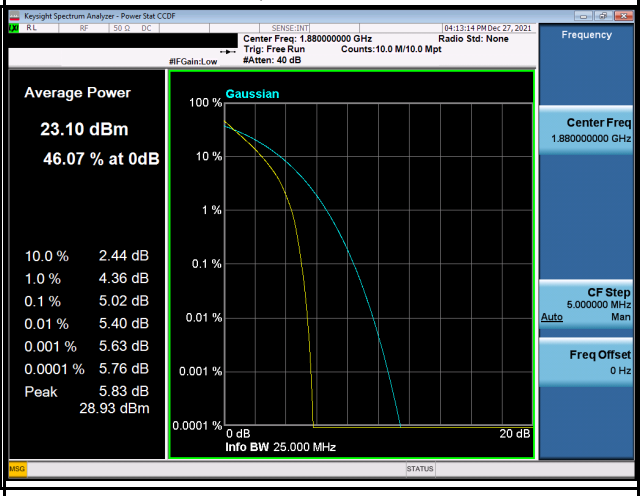

QPSK-19150

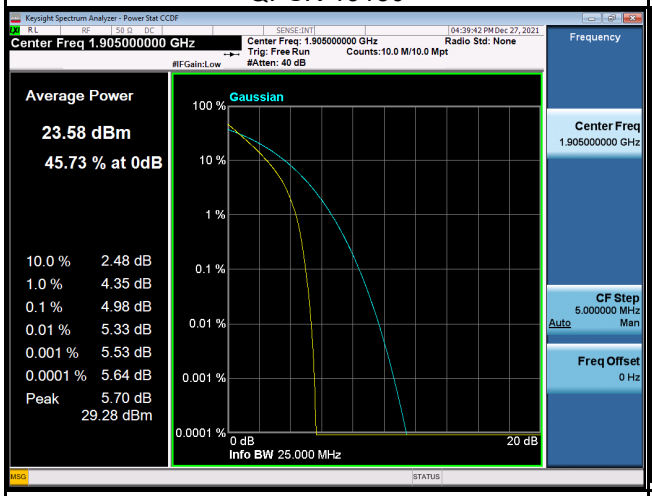

16QAM-18650

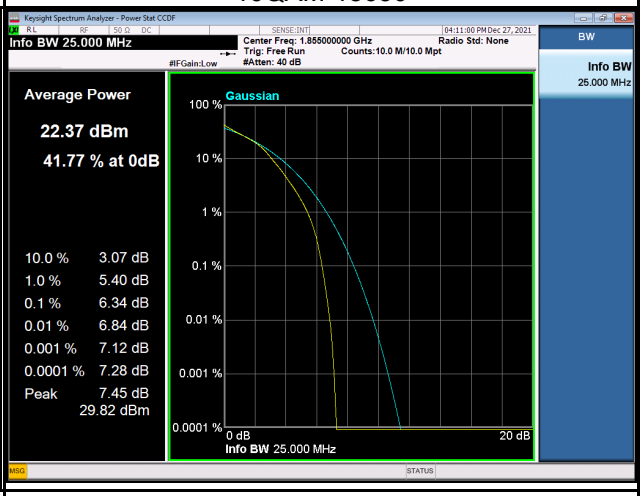

16QAM-18900

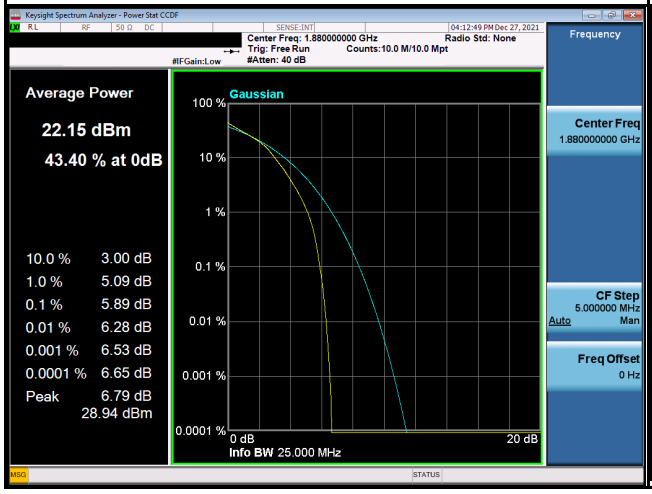

16QAM-19150

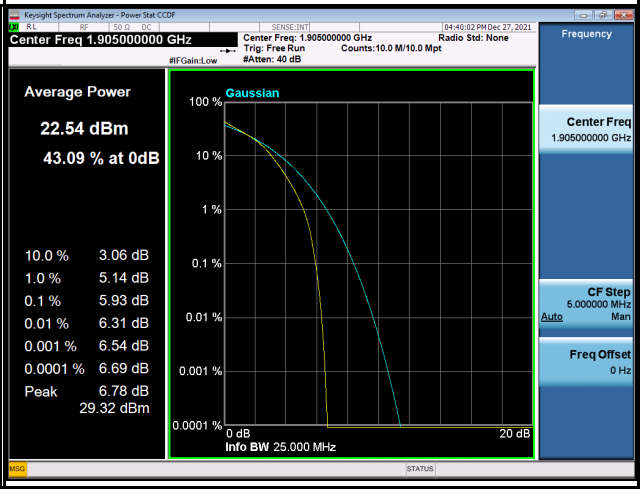

LTE Band 2 Spectrum Plot_15M

QPSK-18675

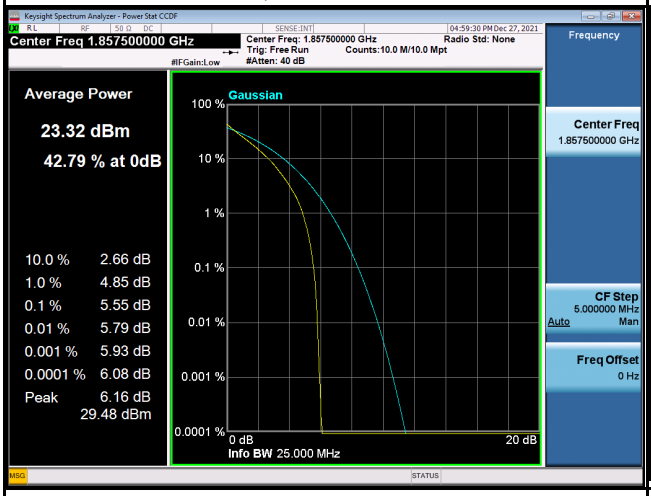

QPSK-18900

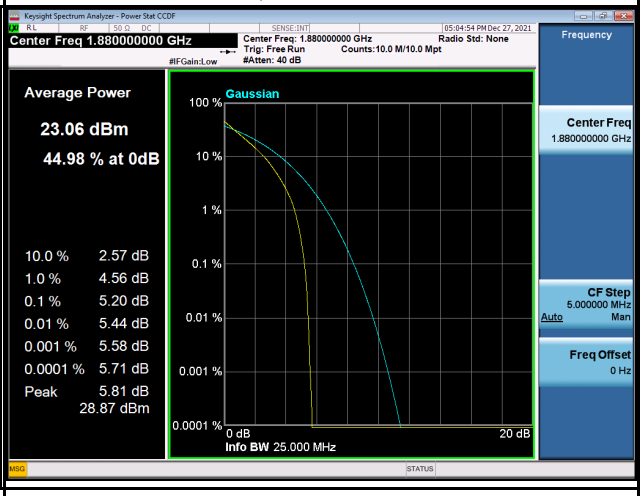

QPSK-19125

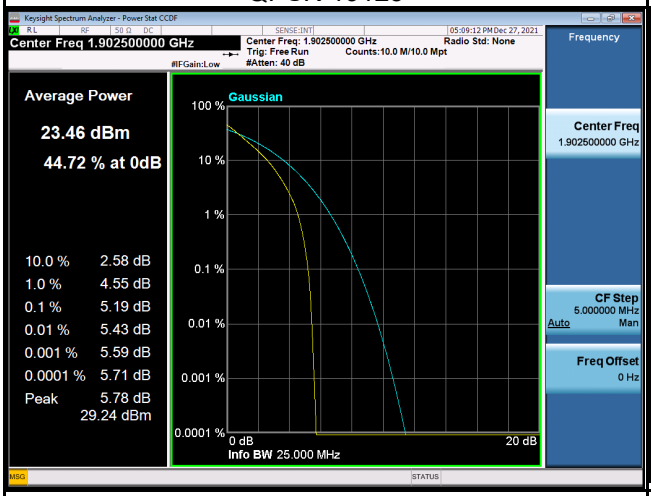

16QAM-18675

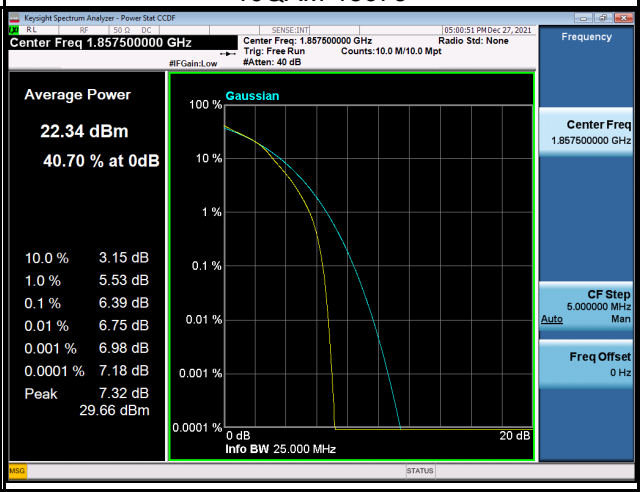

16QAM-18900

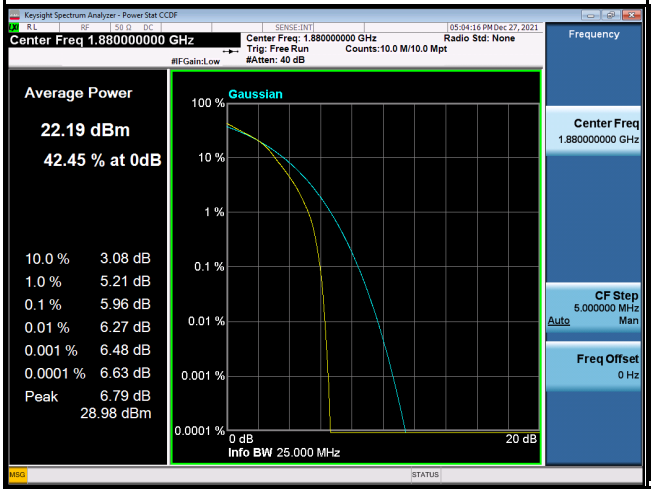

16QAM-19125

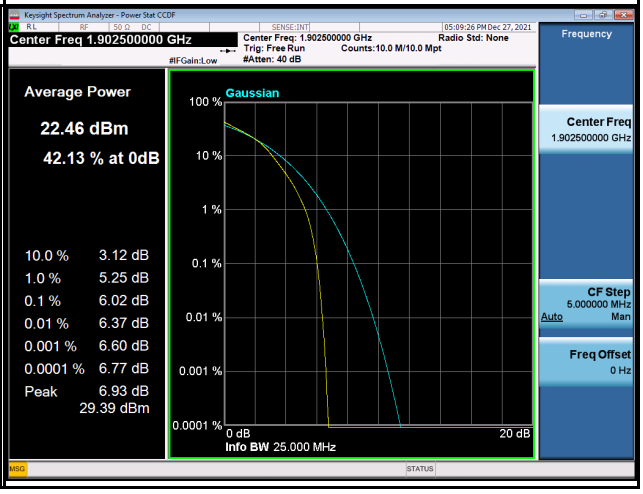

LTE Band 2 Spectrum Plot_20M

QPSK-18700

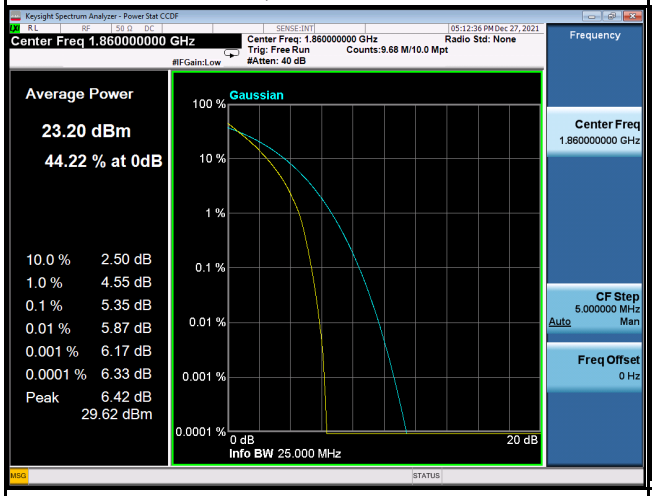

QPSK-18900

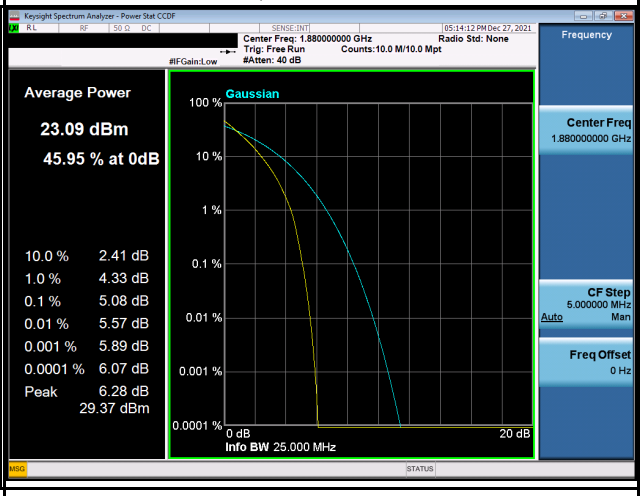

QPSK-19100

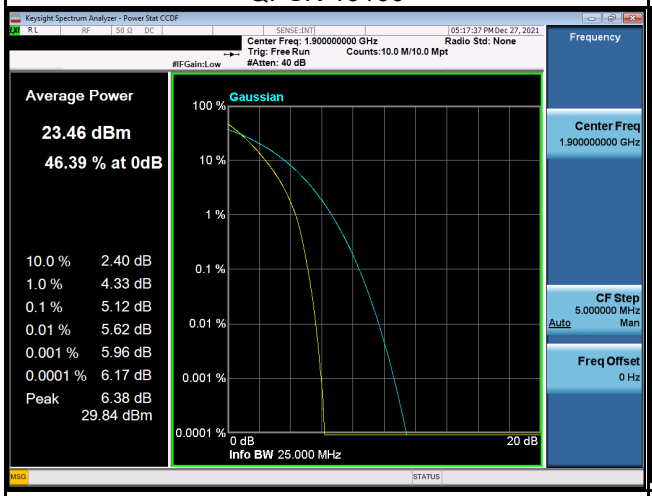

16QAM-18700

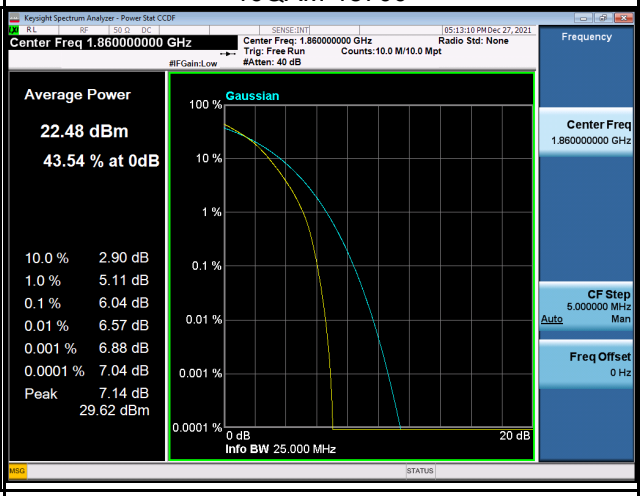

16QAM-18900

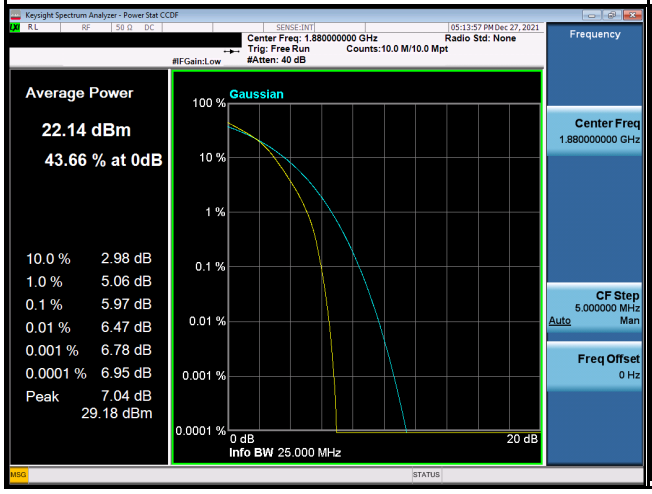

16QAM-19100

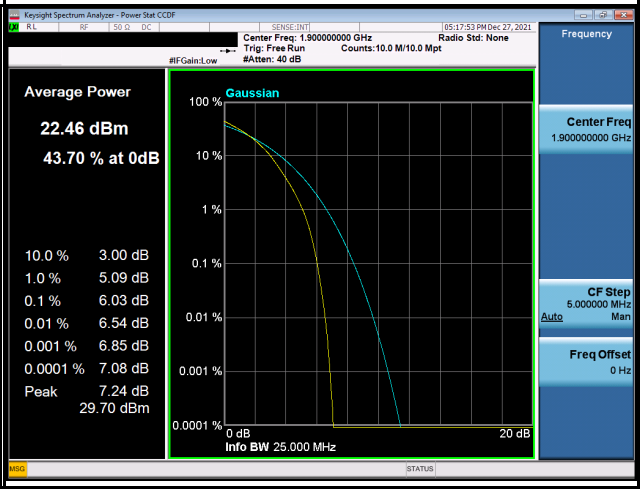

APPENDIX I - FREQUENCY STABILITY

Test Mode:	PCS1900_CH661

Temperature vs. Frequency Stabiility

Temperature(°C)	Frequency Error (Hz)	Frequency Error (ppm)	Limit(ppm)
-20	6.33	0.003367021	±2.5
-10	5.86	0.003117021	
0	-5.88	-0.00312766	
10	-3.91	-0.002079787	
20	5.44	0.002893617	
30	4.78	0.002542553	
40	4.88	0.002595745	
50	7.62	0.004053191	
Max. Deviation (ppm)	7.62	0.004053191	

Voltage vs. Frequency Stability

Voltage(Volts)	Frequency Error (Hz)	Frequency Error (ppm)	Limit(ppm)
4.5	-10.36	-0.005510638	±2.5
3.8	-9.88	-0.005255319	
3.4	10.55	0.005611702	
Max. Deviation (ppm)	10.55	0.005611702	

Test Mode:	WCDMA Band II_CH9400

Temperature vs. Frequency Stabiility

Temperature(°C)	Frequency Error (Hz)	Frequency Error (ppm)	Limit(ppm)
-20	-10.66	0.005670213	±2.5
-10	7.85	0.004175532	
0	-6.33	0.003367021	
10	5.22	0.002776596	
20	8.66	0.004606383	
30	-9.71	0.005164894	
40	3.66	0.001946809	
50	-3.85	0.002047872	
Max. Deviation (ppm)	10.66	0.005670213	

Voltage vs. Frequency Stability

Voltage(Volts)	Frequency Error (Hz)	Frequency Error (ppm)	Limit(ppm)
4.5	-6.88	0.003659574	±2.5
3.8	-5.20	0.002765957	
3.4	6.22	0.003308511	
Max. Deviation (ppm)	6.88	0.003659574	

Test Mode:	LTE Band 2_CH18900_1.4M

Temperature vs. Frequency Stabiility

Temperature(°C)	Frequency Error (Hz)	Frequency Error (ppm)	Limit(ppm)
-20	-5.31	-0.007585047	±2.5
-10	2.79	0.003979634	
0	5.53	0.007902091	
10	-6.31	-0.009015984	
20	-4.55	-0.006493448	
30	-2.91	-0.004161246	
40	1.79	0.002563621	
50	6.61	0.009443628	
Max. Deviation (ppm)	6.61	0.009443628	

Voltage vs. Frequency Stability

Voltage(Volts)	Frequency Error (Hz)	Frequency Error (ppm)	Limit(ppm)
4.5	-8.22	-0.011748695	±2.5
3.8	-6.81	-0.009734169	
3.4	-5.75	-0.008213108	
Max. Deviation (ppm)	-8.22	-0.011748695	

Test Mode:	LTE Band 2_CH18900_3M

Temperature vs. Frequency Stabiility

Temperature(°C)	Frequency Error (Hz)	Frequency Error (ppm)	Limit(ppm)
-20	-7.56	-0.01080271	±2.5
-10	9.86	0.014087327	
0	-5.66	-0.00808818	
10	4.73	0.006760908	
20	7.00	0.009993564	
30	-9.35	-0.01336116	
40	6.23	0.008894301	
50	10.70	0.015280686	
Max. Deviation (ppm)	10.70	0.015280686	

Voltage vs. Frequency Stability

Voltage(Volts)	Frequency Error (Hz)	Frequency Error (ppm)	Limit(ppm)
4.5	4.07	0.005812006	±2.5
3.8	6.27	0.008961849	
3.4	-8.41	-0.01200982	
Max. Deviation (ppm)	-8.41	-0.01200982	

Test Mode:	LTE Band 2_CH18900_5M

Temperature vs. Frequency Stabiility

Temperature(°C)	Frequency Error (Hz)	Frequency Error (ppm)	Limit(ppm)
-20	-5.70	-0.0081478	±2.5
-10	9.14	0.013058328	
0	1.70	0.002426926	
10	7.78	0.011116794	
20	-0.75	-0.001071587	
30	5.99	0.008556338	
40	-3.45	-0.004923005	
50	-6.46	-0.009222712	
Max. Deviation (ppm)	9.14	0.013058328	

Voltage vs. Frequency Stability

Voltage(Volts)	Frequency Error (Hz)	Frequency Error (ppm)	Limit(ppm)
4.5	5.57	0.007960607	±2.5
3.8	7.10	0.01014630	
3.4	6.26	0.008945598	
Max. Deviation (ppm)	7.10	0.01014630	

Test Mode:	LTE Band 2_CH18900_10M

Temperature vs. Frequency Stabiility

Temperature(°C)	Frequency Error (Hz)	Frequency Error (ppm)	Limit(ppm)
-20	-8.98	-0.012830973	±2.5
-10	9.91	0.014152413	
0	-0.88	-0.001254966	
10	-3.87	-0.005526980	
20	-7.76	-0.011080156	
30	9.93	0.014183489	
40	0.36	0.000511437	
50	9.89	0.014127562	
Max. Deviation (ppm)	9.93	0.014183489	

Voltage vs. Frequency Stability

Voltage(Volts)	Frequency Error (Hz)	Frequency Error (ppm)	Limit(ppm)
4.5	5.99	0.008552555	±2.5
3.8	5.65	0.008073782	
3.4	5.92	0.008457197	
Max. Deviation (ppm)	5.99	0.008552555	

Test Mode:	LTE Band 2_CH18900_15M

Temperature vs. Frequency Stabiility

Temperature(°C)	Frequency Error (Hz)	Frequency Error (ppm)	Limit(ppm)
-20	5.55	0.007928	±2.5
-10	2.81	0.004018	
0	-6.54	-0.009350	
10	2.57	0.003667	
20	-1.60	-0.002290	
30	6.34	0.009051	
40	1.24	0.001777	
50	-9.74	-0.013920	
Max. Deviation (ppm)	-9.74	-0.013920	

Voltage vs. Frequency Stability

Voltage(Volts)	Frequency Error (Hz)	Frequency Error (ppm)	Limit(ppm)
4.5	-6.72	-0.009600	±2.5
3.8	-6.66	-0.009510	
3.4	8.84	0.012621	
Max. Deviation (ppm)	8.84	0.012621	

Test Mode:	LTE Band 2_CH18900_20M

Temperature vs. Frequency Stabiility

Temperature(°C)	Frequency Error (Hz)	Frequency Error (ppm)	Limit(ppm)
-20	9.74	0.013921	±2.5
-10	4.14	0.005919	
0	-5.17	-0.007390	
10	6.98	0.009967	
20	9.31	0.013306	
30	2.85	0.004076	
40	6.41	0.009162	
50	-8.48	-0.012120	
Max. Deviation (ppm)	9.74	0.013921	

Voltage vs. Frequency Stability

Voltage(Volts)	Frequency Error (Hz)	Frequency Error (ppm)	Limit(ppm)
4.5	-2.03	-0.002900	±2.5
3.8	3.95	0.005643	
3.4	8.96	0.012795	
Max. Deviation (ppm)	8.96	0.012795	

End of Test Report