Appendix Test Data

Report No.:	18220WC10278701	Test Sample No.:	1-2-2
Start Test Date:	2021.12.16	Finish Test Date:	2021.12.21
Test Engineer:	Tony.He	Auditor:	Edward.Pan
Temperature:	24.3℃	Relative Humidity:	57 %
Pressure:	1012 hPa		

Appendix A: 20dB Emission Bandwidth

Test Result

TestMode	Antenna	Channel	20db EBW[MHz]	FL[MHz]	FH[MHz]	Limit[MHz]	Verdict
DH5	Ant1	2402	0.948	2401.535	2402.483	---	PASS
		2441	0.939	2440.535	2441.474	---	PASS
		2480	0.951	2479.535	2480.486	---	PASS
2DH5	Ant1	2402	1.323	2401.334	2402.657	---	PASS
		2441	1.257	2440.373	2441.630	---	PASS
		2480	1.320	2479.334	2480.654	---	PASS
3DH5	Ant1	2402	1.293	2401.346	2402.639	---	PASS
		2441	1.275	2440.346	2441.621	---	PASS
		2480	1.272	2479.349	2480.621	---	PASS

Test Graphs

DH5_Ant1_2402

DH5_Ant1_2441

DH5_Ant1_2480

2DH5_Ant1_2402

2DH5_Ant1_2441

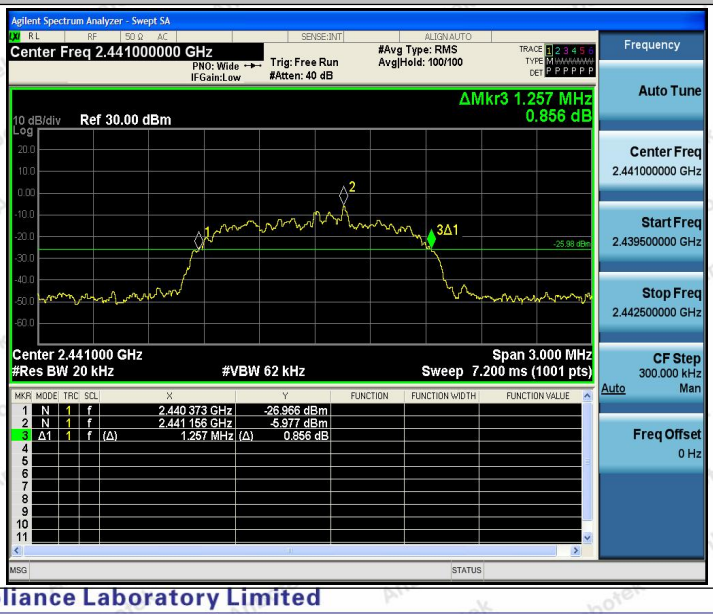

2DH5_Ant1_2480

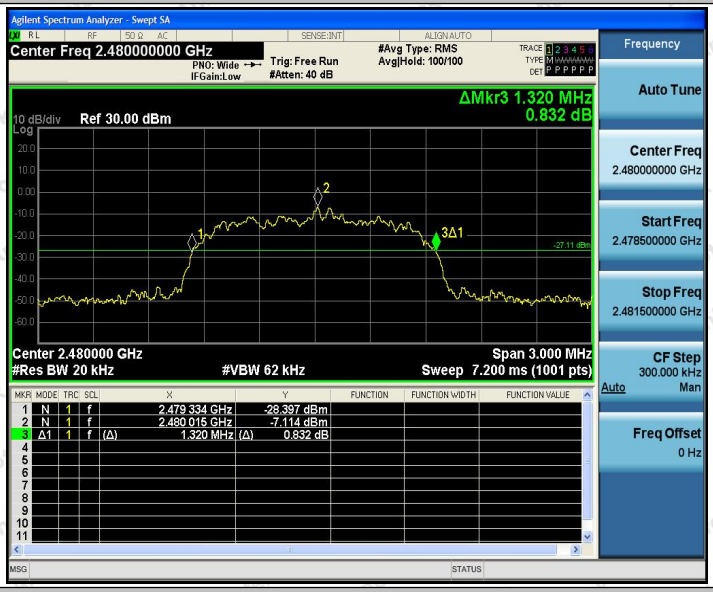

3DH5_Ant1_2402

3DH5_Ant1_2441

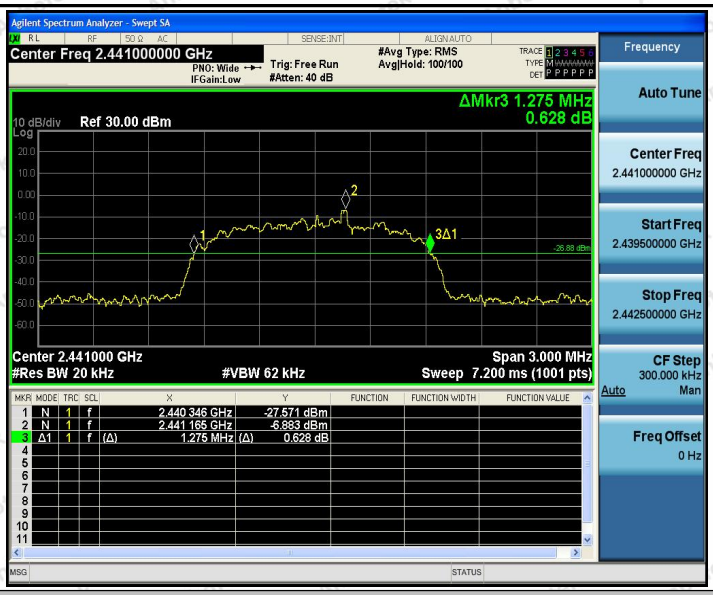

3DH5_Ant1_2480

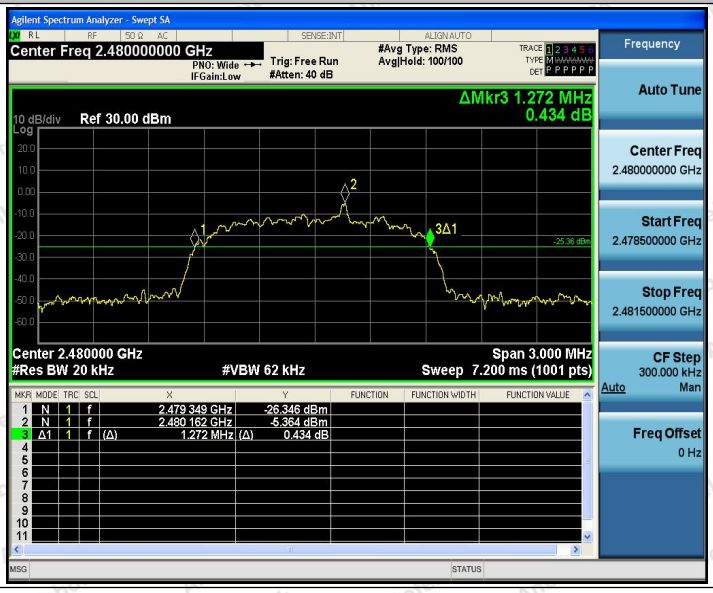

Appendix B: Occupied Channel Bandwidth

Test Result

TestMode	Antenna	Channel	OCB [MHz]	FL[MHz]	FH[MHz]	Limit[MHz]	Verdict
DH5	Ant1	2402	0.89547	2401.552	2402.447	---	PASS
		2441	0.89276	2440.552	2441.445	---	PASS
		2480	0.89254	2479.555	2480.447	---	PASS
2DH5	Ant1	2402	1.1937	2401.400	2402.594	---	PASS
		2441	1.1865	2440.401	2441.588	---	PASS
		2480	1.1826	2479.405	2480.588	---	PASS
3DH5	Ant1	2402	1.2027	2401.387	2402.590	---	PASS
		2441	1.1952	2440.392	2441.587	---	PASS
		2480	1.1971	2479.392	2480.589	---	PASS

Test Graphs

DH5_Ant1_2402

DH5_Ant1_2441

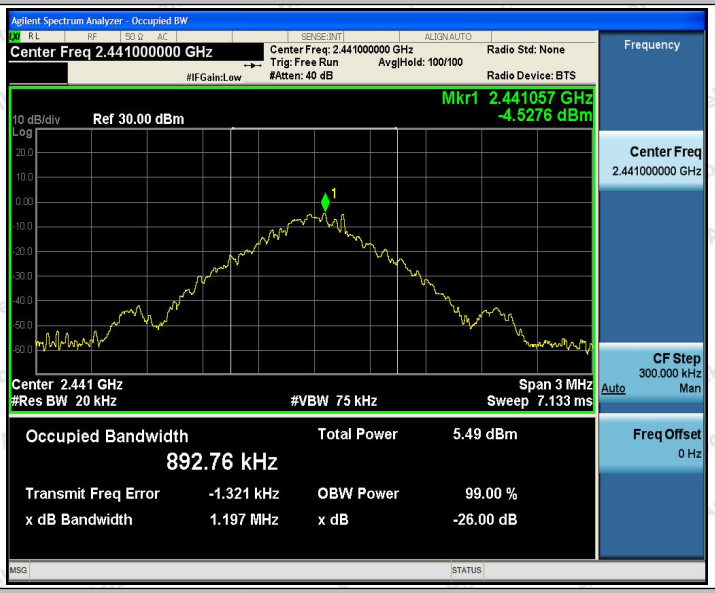

DH5_Ant1_2480

2DH5_Ant1_2402

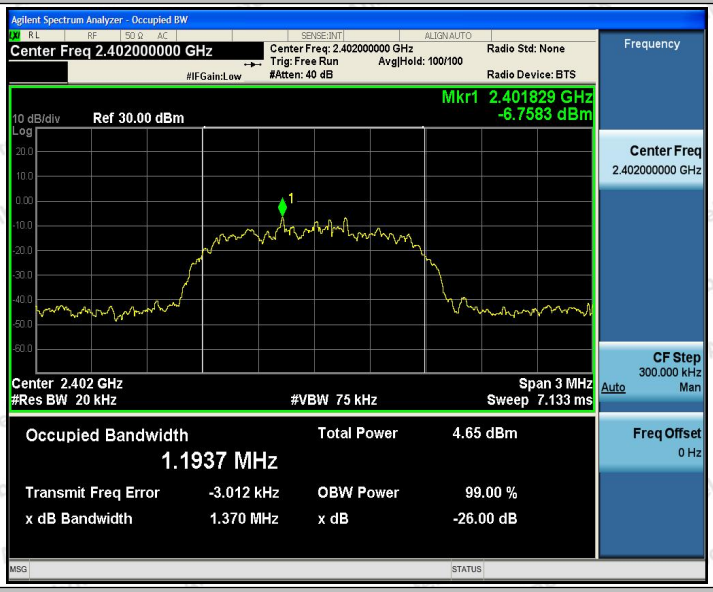

2DH5_Ant1_2441

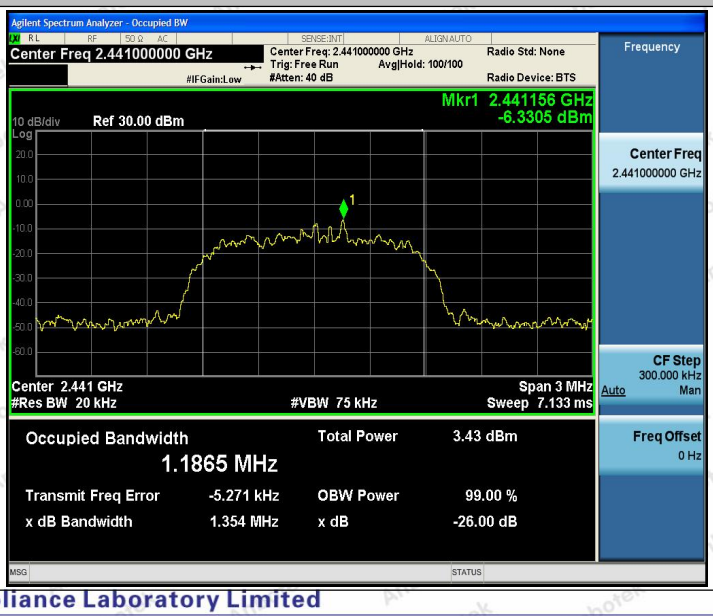

2DH5_Ant1_2480

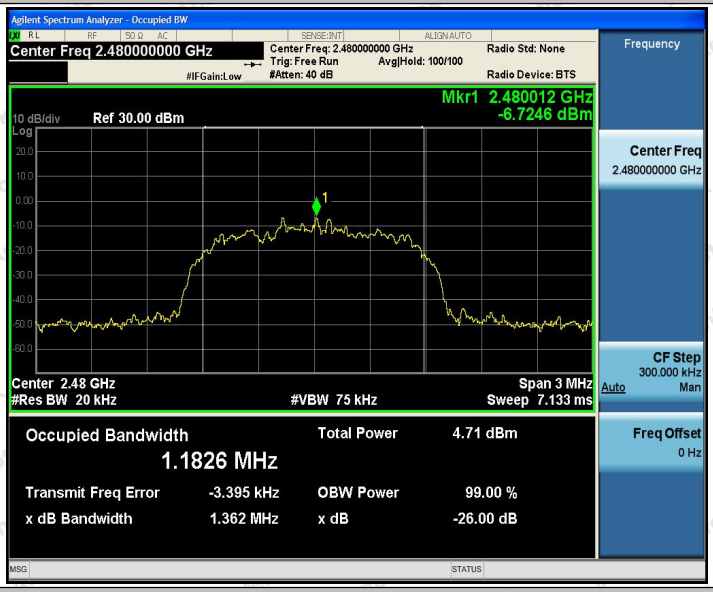

3DH5_Ant1_2402

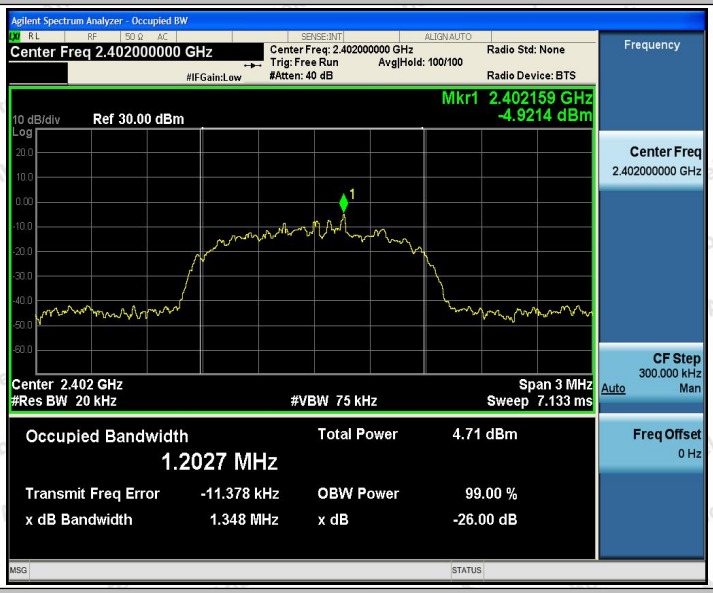

3DH5_Ant1_2441

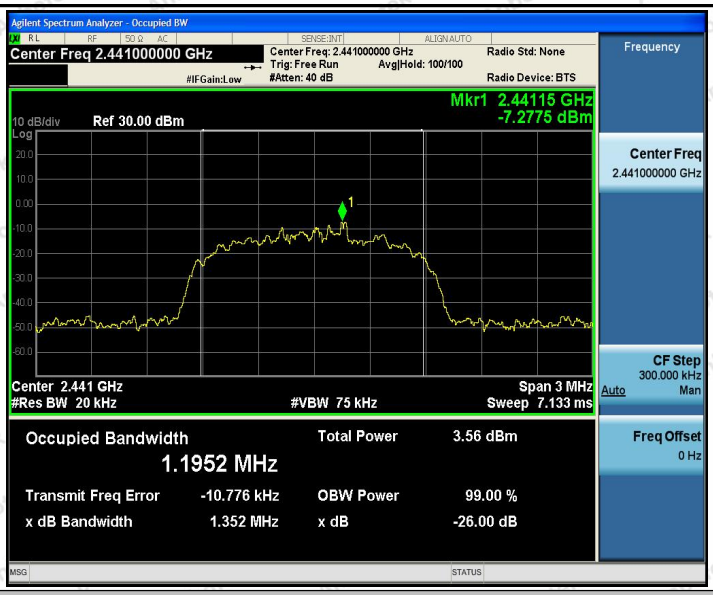

3DH5_Ant1_2480

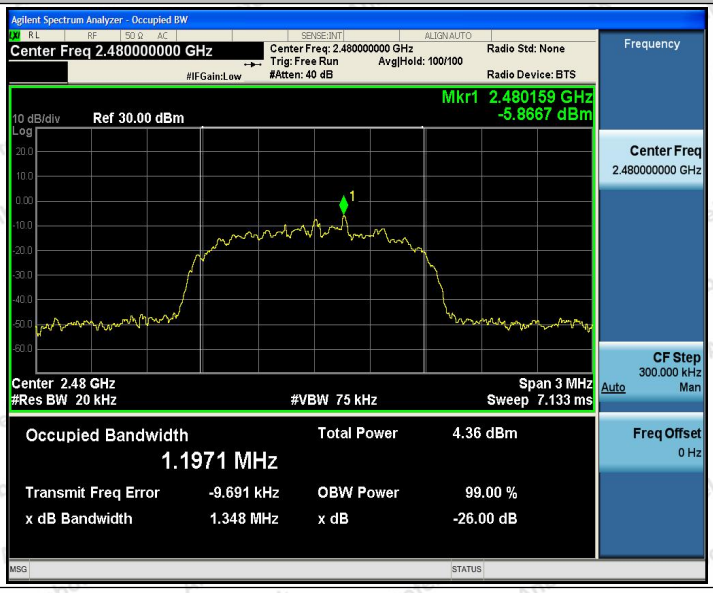

Appendix C: Maximum conducted output power

Test Result

TestMode	Antenna	Channel	Result[dBm]	Limit[dBm]	Verdict
DH5	Ant1	2402	0.11	≤20.97	PASS
		2441	-0.99	≤20.97	PASS
		2480	0.34	≤20.97	PASS
2DH5	Ant1	2402	-0.63	≤20.97	PASS
		2441	-1.78	≤20.97	PASS
		2480	-0.46	≤20.97	PASS
3DH5	Ant1	2402	-0.55	≤20.97	PASS
		2441	-1.62	≤20.97	PASS
		2480	-0.31	≤20.97	PASS

Test Graphs

DH5_Ant1_2402

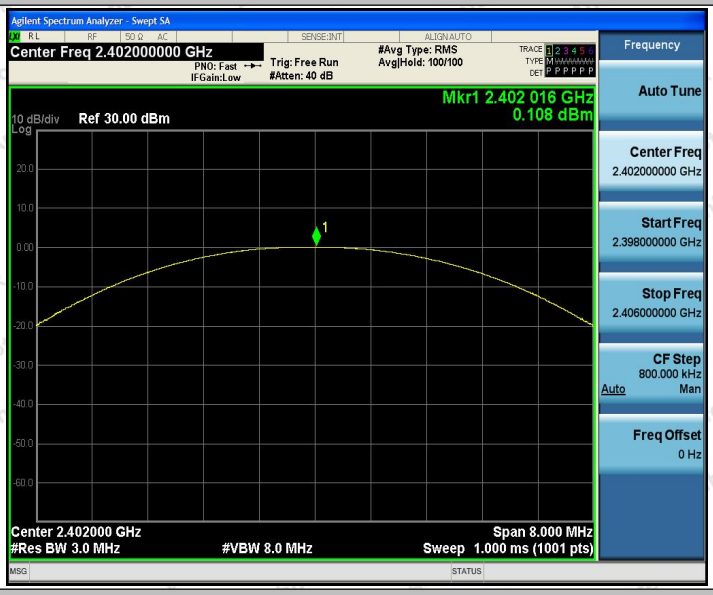

DH5_Ant1_2441

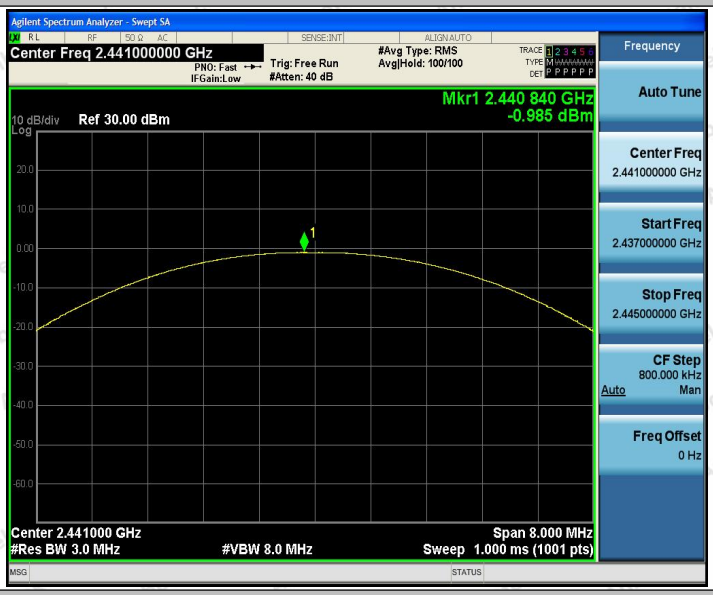

DH5_Ant1_2480

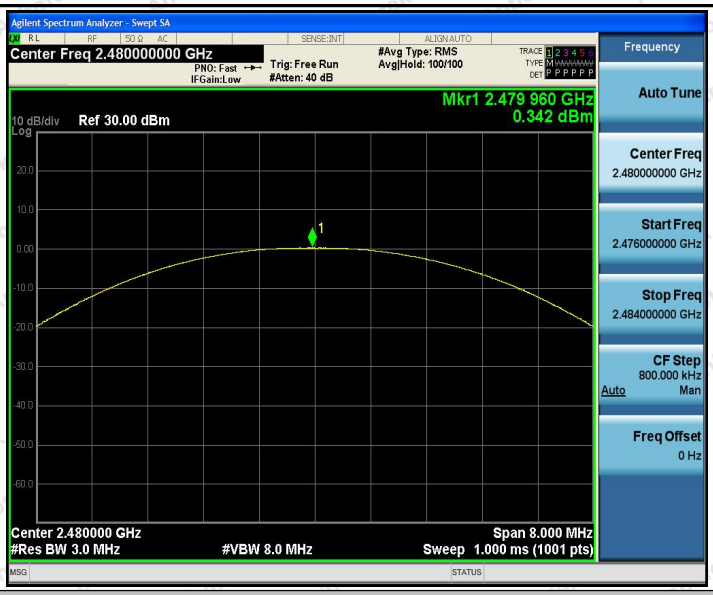

2DH5_Ant1_2402

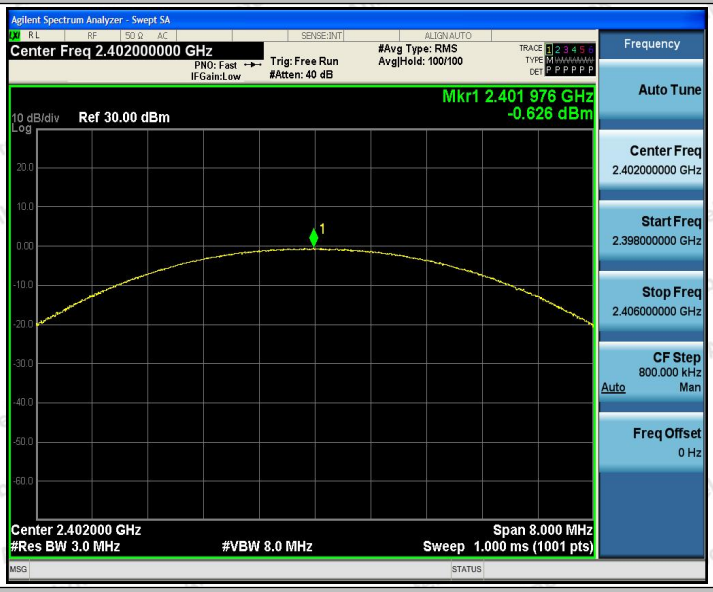

2DH5_Ant1_2441

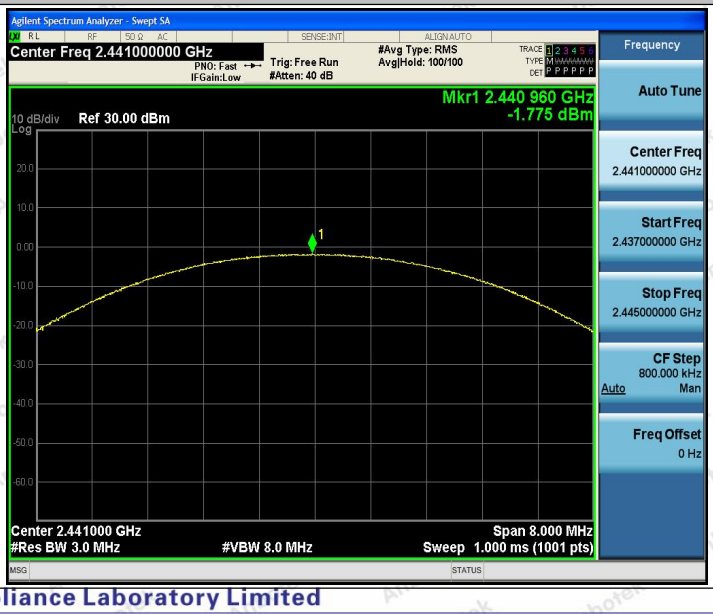

2DH5_Ant1_2480

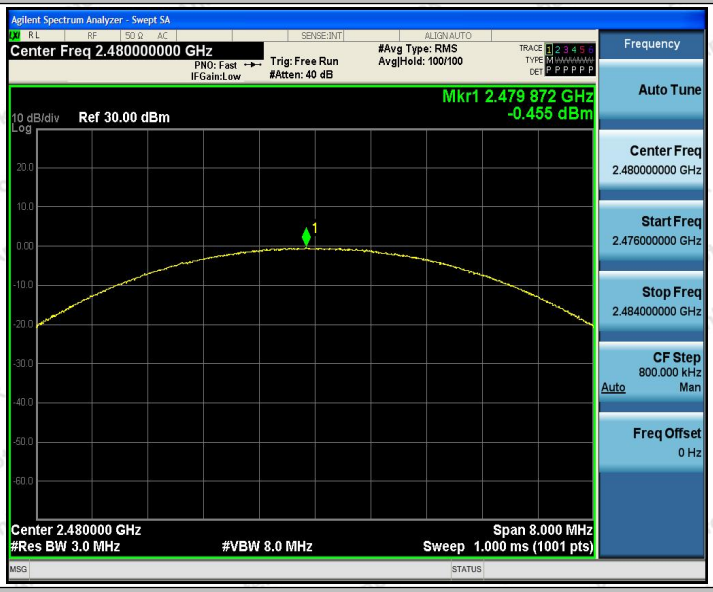

3DH5_Ant1_2402

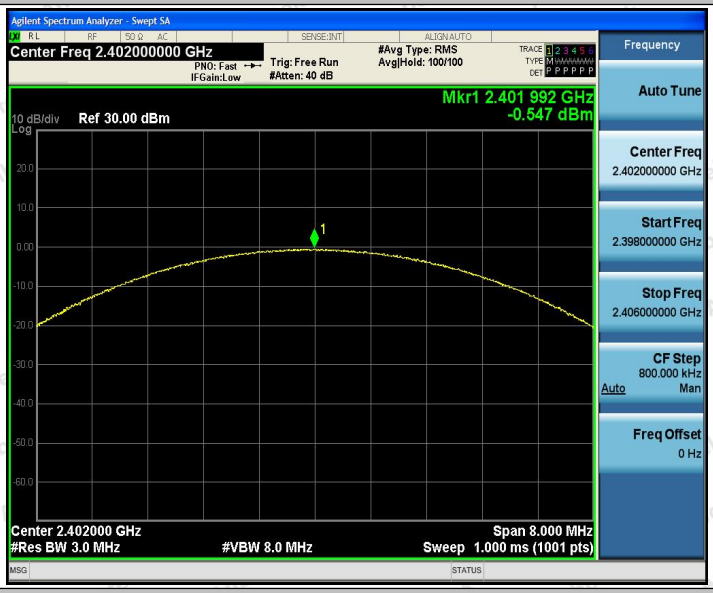

3DH5_Ant1_2441

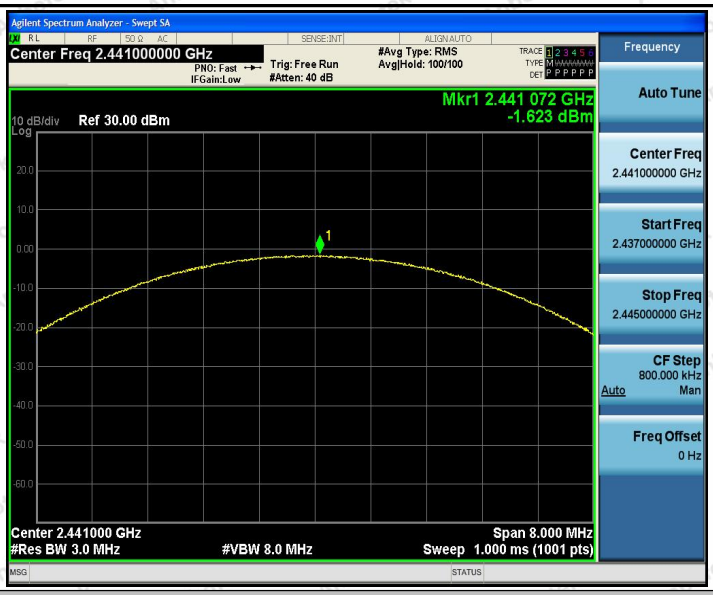

3DH5_Ant1_2480

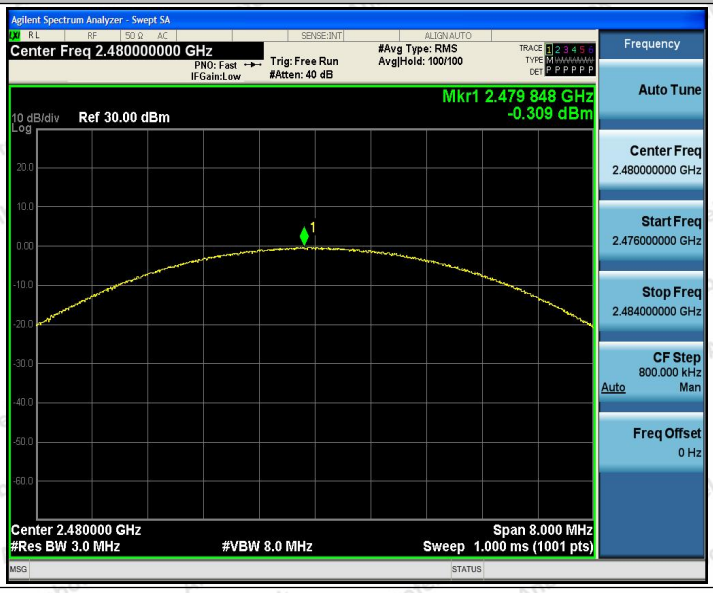

Appendix D: Carrier frequency separation

Test Result

TestMode	Antenna	Channel	Result[MHz]	Limit[MHz]	Verdict
DH5	Ant1	Hop	0.982	≥0.951	PASS
2DH5	Ant1	Hop	1.144	≥0.882	PASS
3DH5	Ant1	Hop	1.204	≥0.862	PASS

Test Graphs

DH5_Ant1_Hop

2DH5_Ant1_Hop

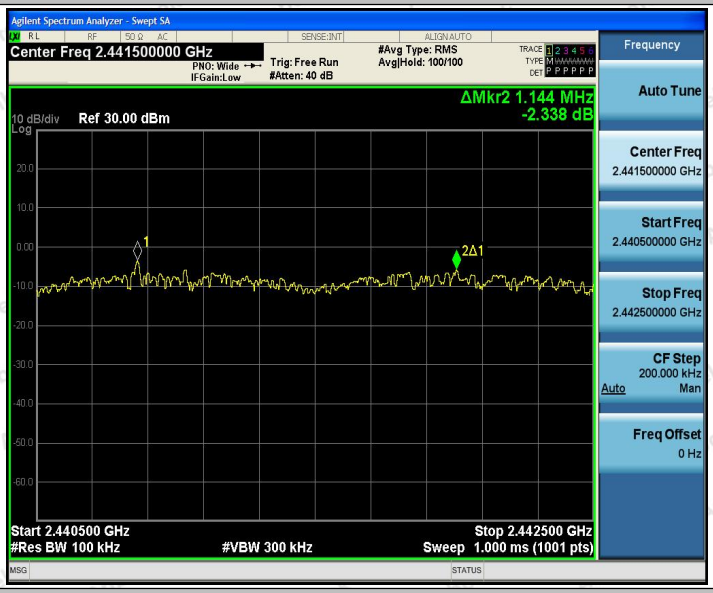

3DH5_Ant1_Hop

Agilent Spectrum Analyzer - Swept SA
Center Freq 2.441500000 GHz
PNO: Wide
IFGain:Low
Trig: Free Run
#Atten: 40 dB
#Avg Type: RMS
Avg|Hold: 100/100
ΔMkr2 1.204 MHz
-0.500 dB
10 dB/div
Log
Ref 30.00 dBm
Start 2.440500 GHz
#Res BW 100 kHz
#VBW 300 kHz
Stop 2.442500 GHz
Sweep 1.000 ms (1001 pts)
Frequency
Auto Tune
Center Freq
2.441500000 GHz
Start Freq
2.440500000 GHz
Stop Freq
2.442500000 GHz
CF Step
200.000 kHz
Auto
Man
Freq Offset
0 Hz

Appendix E: Time of occupancy

Test Result

TestMode	Antenna	Channel	BurstWidth [ms]	TotalHops [Num]	Result[s]	Limit[s]	Verdict
DH1	Ant1	Hop	0.38	313	0.118	≤0.4	PASS
DH3	Ant1	Hop	1.63	159	0.260	≤0.4	PASS
DH5	Ant1	Hop	2.88	102	0.294	≤0.4	PASS
2DH1	Ant1	Hop	0.38	317	0.122	≤0.4	PASS
2DH3	Ant1	Hop	1.64	160	0.262	≤0.4	PASS
2DH5	Ant1	Hop	2.88	108	0.311	≤0.4	PASS
3DH1	Ant1	Hop	0.39	314	0.121	≤0.4	PASS
3DH3	Ant1	Hop	1.64	160	0.262	≤0.4	PASS
3DH5	Ant1	Hop	2.89	111	0.320	≤0.4	PASS

Test Graphs

DH1_Ant1_Hop

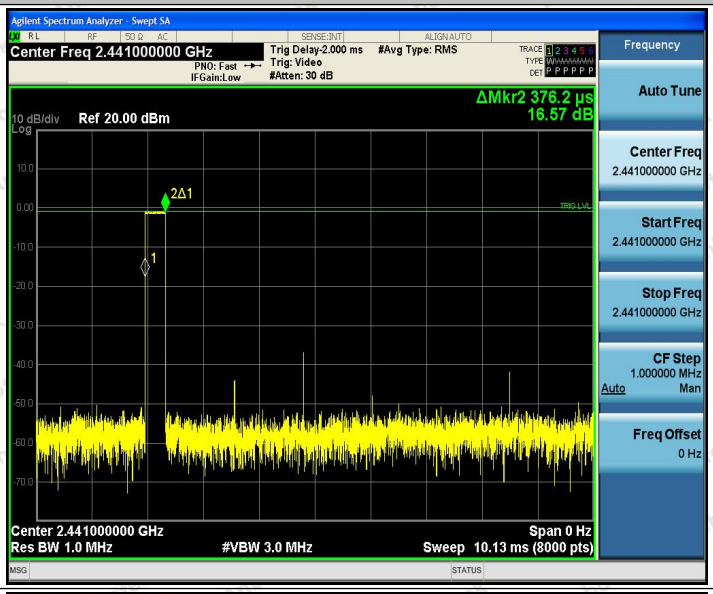

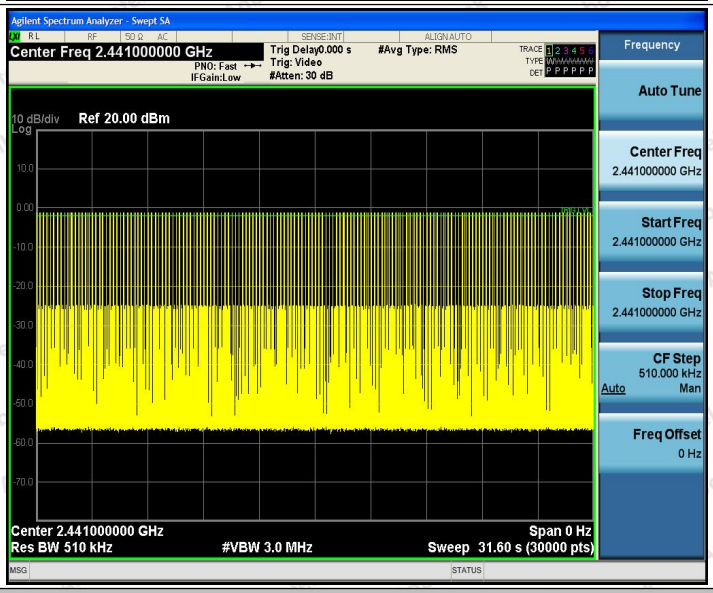

DH3_Ant1_Hop