Appendix H: Conducted Spurious Emission

Test Result

TestMode	Antenna	Channel	FreqRange [MHz]	RefLevel [dBm]	Result [dBm]	Limit [dBm]	Verdict
DH5	Ant1	2402	Reference	-0.11	-0.11	---	PASS
			30~1000	-0.11	-68.7	≤-20.11	PASS
			1000~26500	-0.11	-44.48	≤-20.11	PASS
		2441	Reference	-1.30	-1.30	---	PASS
			30~1000	-1.30	-69.51	≤-21.3	PASS
			1000~26500	-1.30	-46.34	≤-21.3	PASS
		2480	Reference	-0.53	-0.53	---	PASS
			30~1000	-0.53	-69.6	≤-20.53	PASS
			1000~26500	-0.53	-50.6	≤-20.53	PASS
2DH5	Ant1	2402	Reference	-1.48	-1.48	---	PASS
			30~1000	-1.48	-55.25	≤-21.48	PASS
			1000~26500	-1.48	-51.39	≤-21.48	PASS
		2441	Reference	-2.70	-2.70	---	PASS
			30~1000	-2.70	-68.41	≤-22.7	PASS
			1000~26500	-2.70	-49.48	≤-22.7	PASS
		2480	Reference	-2.18	-2.18	---	PASS
			30~1000	-2.18	-67.73	≤-22.18	PASS
			1000~26500	-2.18	-52.14	≤-22.18	PASS
3DH5	Ant1	2402	Reference	-1.64	-1.64	---	PASS
			30~1000	-1.64	-61.99	≤-21.64	PASS
			1000~26500	-1.64	-49.74	≤-21.64	PASS
		2441	Reference	-2.84	-2.84	---	PASS
			30~1000	-2.84	-63.36	≤-22.84	PASS
			1000~26500	-2.84	-50.16	≤-22.84	PASS
		2480	Reference	-2.57	-2.57	---	PASS
			30~1000	-2.57	-70.27	≤-22.57	PASS
			1000~26500	-2.57	-55.51	≤-22.57	PASS

Test Graphs

DH5_Ant1_2402_0~Reference

DH5_Ant1_2402_30~1000

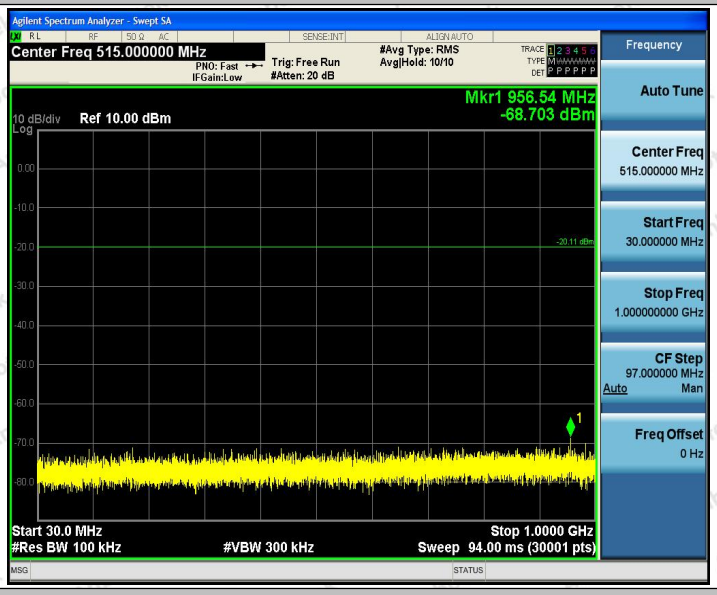

DH5_Ant1_2402_1000~26500

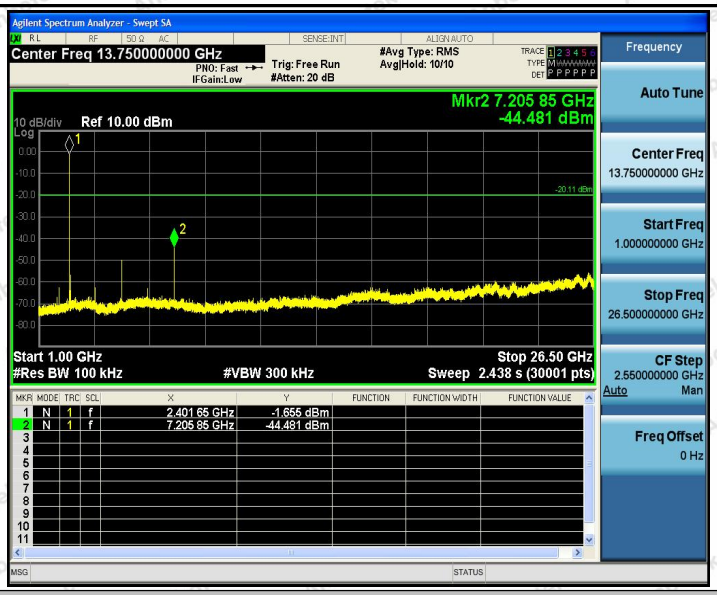

DH5_Ant1_2441_0~Reference

DH5_Ant1_2441_30~1000

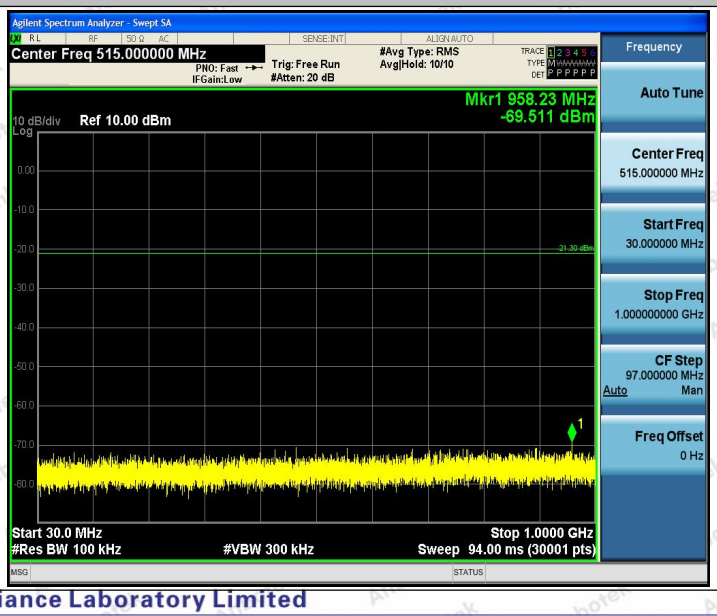

DH5_Ant1_2441_1000~26500

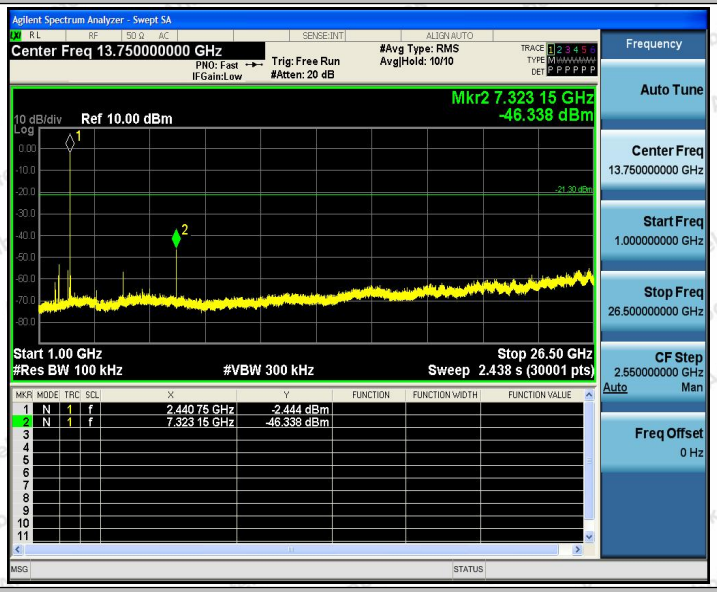

DH5_Ant1_2480_0~Reference

DH5_Ant1_2480_30~1000

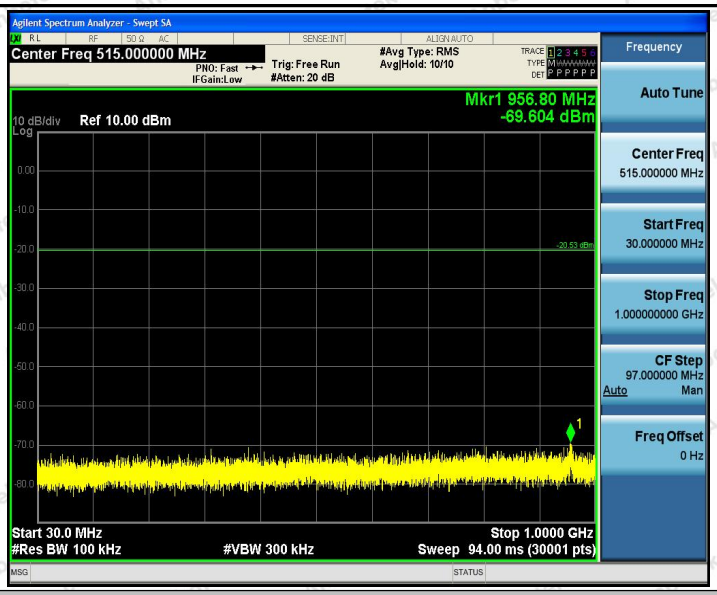

DH5_Ant1_2480_1000~26500

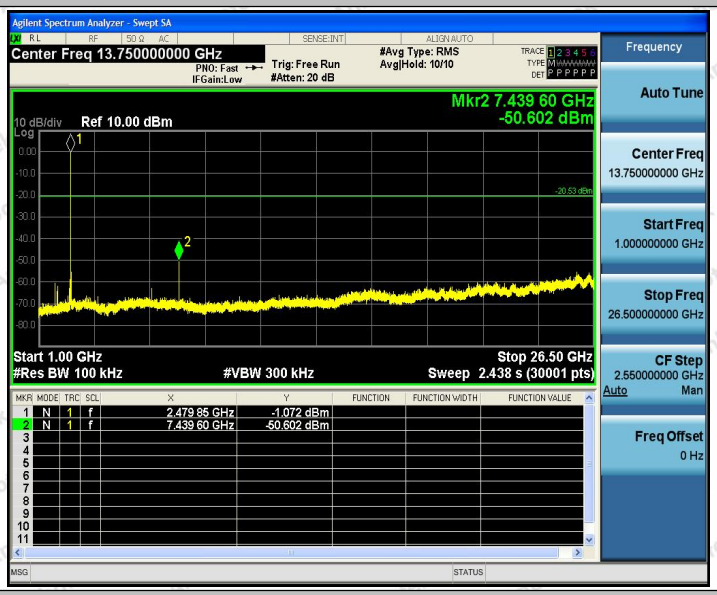

2DH5_Ant1_2402_0~Reference

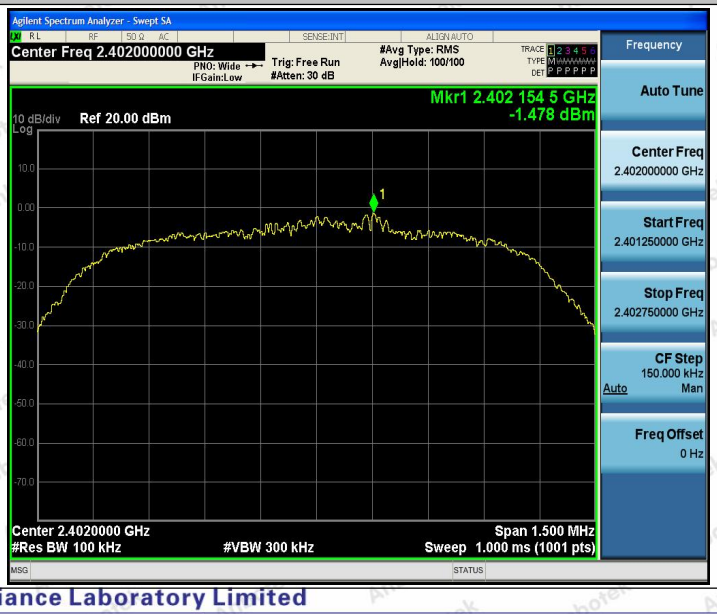

2DH5_Ant1_2402_30~1000

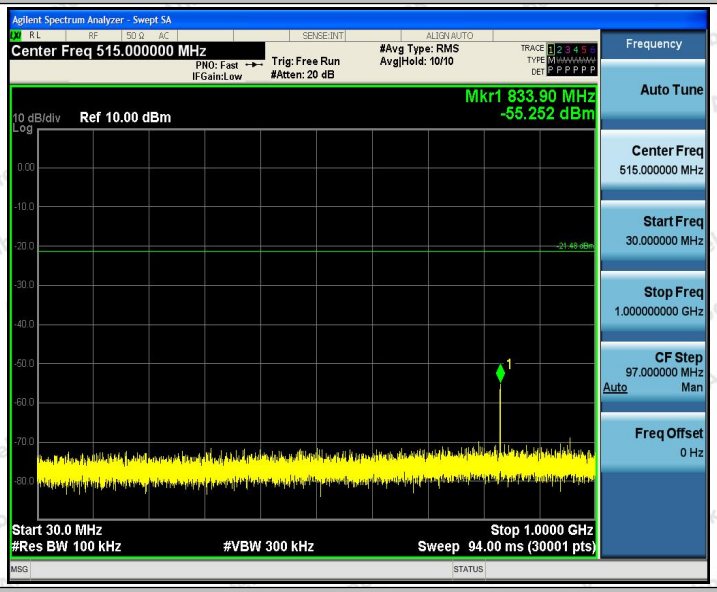

2DH5_Ant1_2402_1000~26500

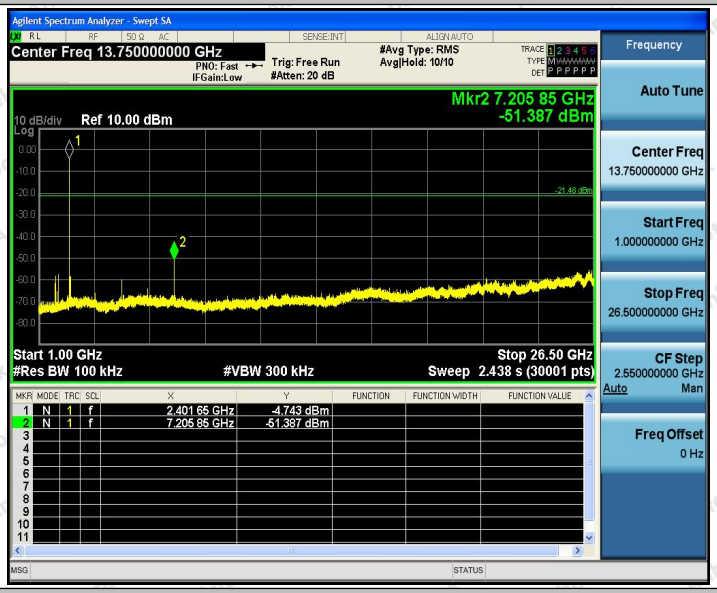

2DH5_Ant1_2441_0~Reference

2DH5_Ant1_2441_30~1000

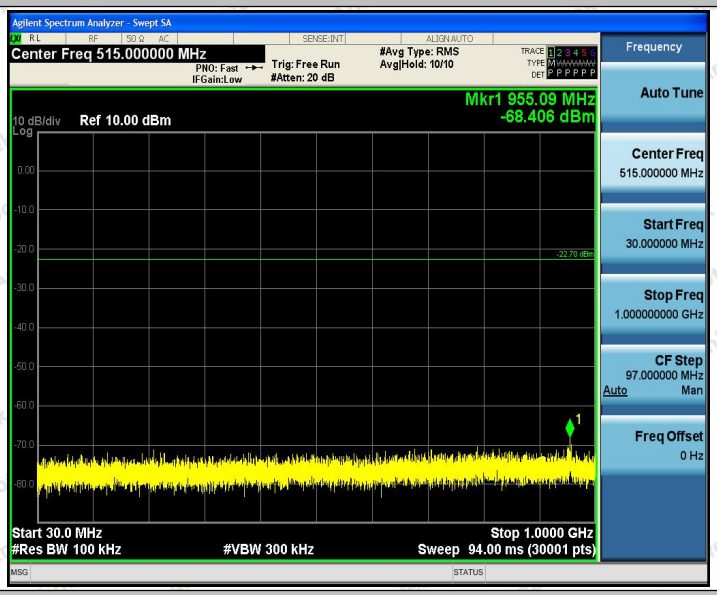

2DH5_Ant1_2441_1000~26500

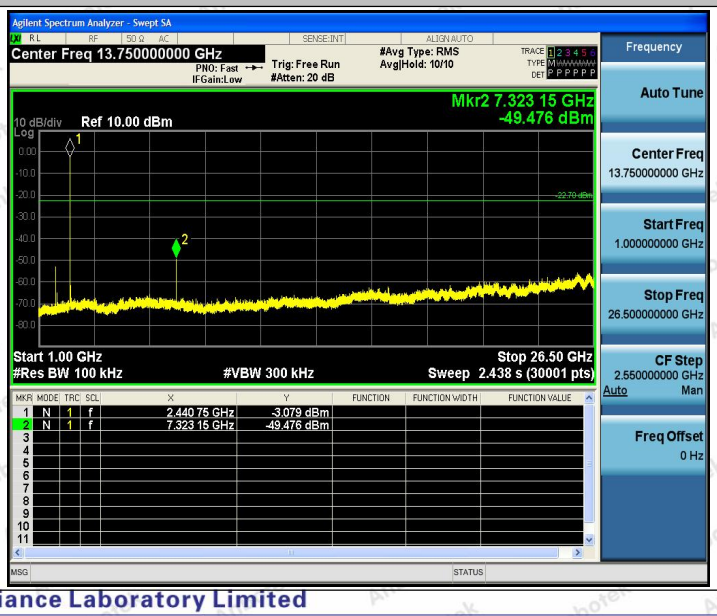

2DH5_Ant1_2480_0~Reference

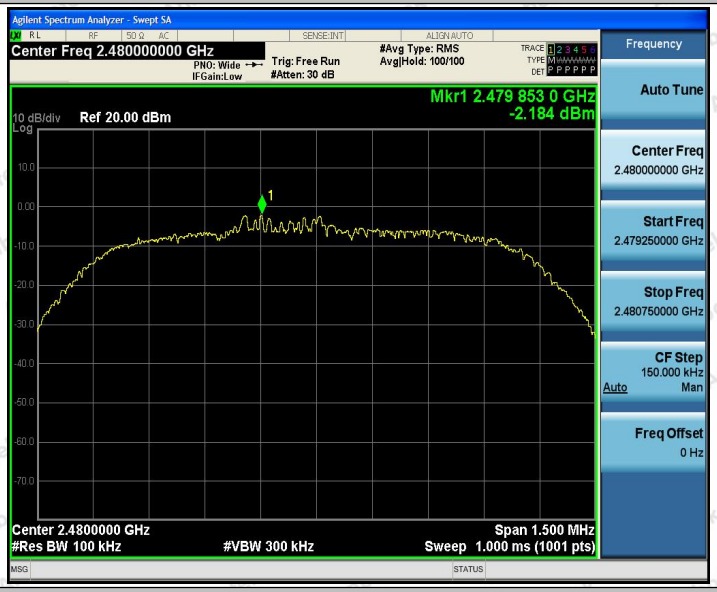

2DH5_Ant1_2480_30~1000

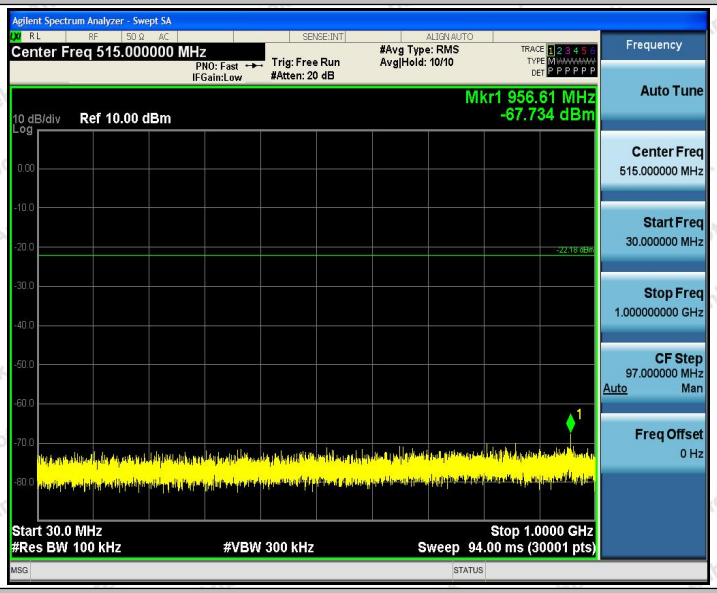

2DH5_Ant1_2480_1000~26500

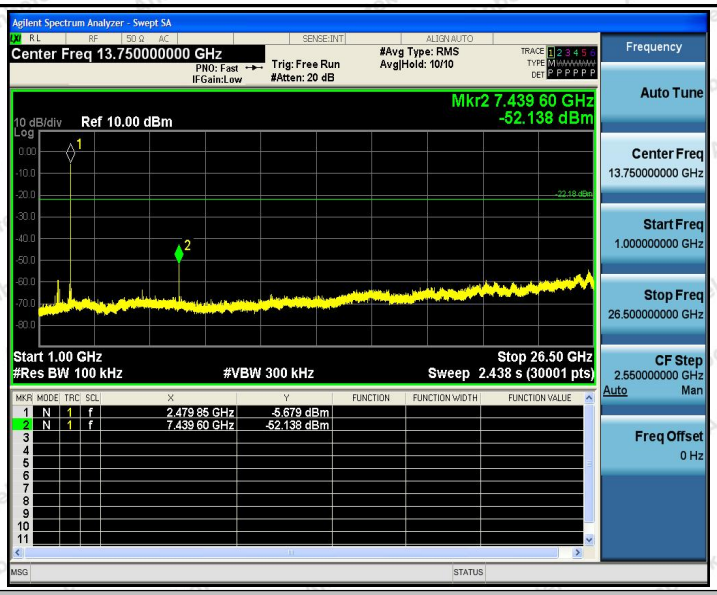

3DH5_Ant1_2402_0~Reference

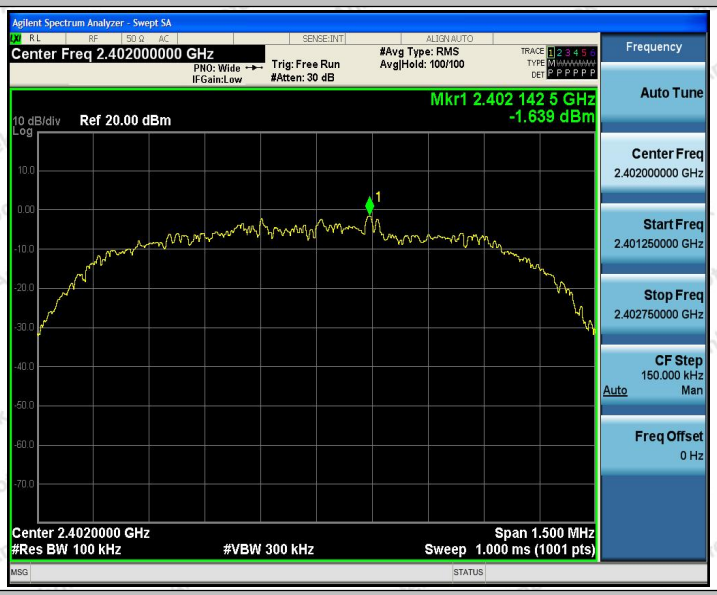

3DH5_Ant1_2402_30~1000

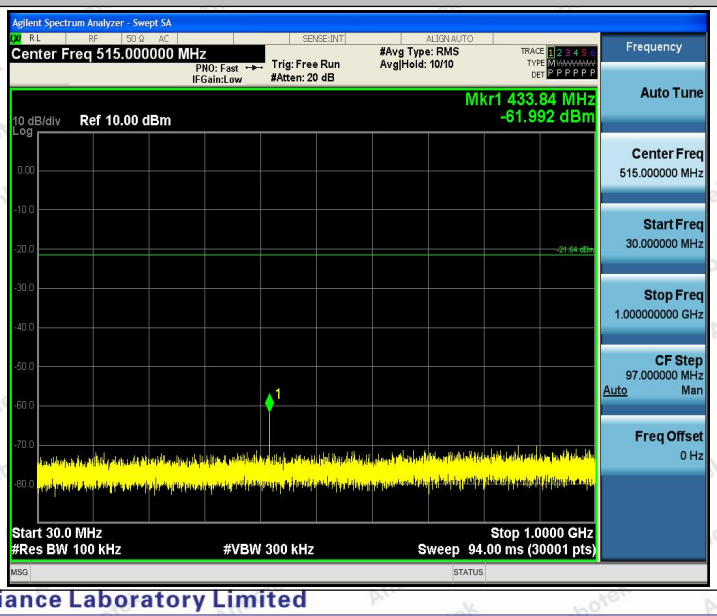

3DH5_Ant1_2402_1000~26500

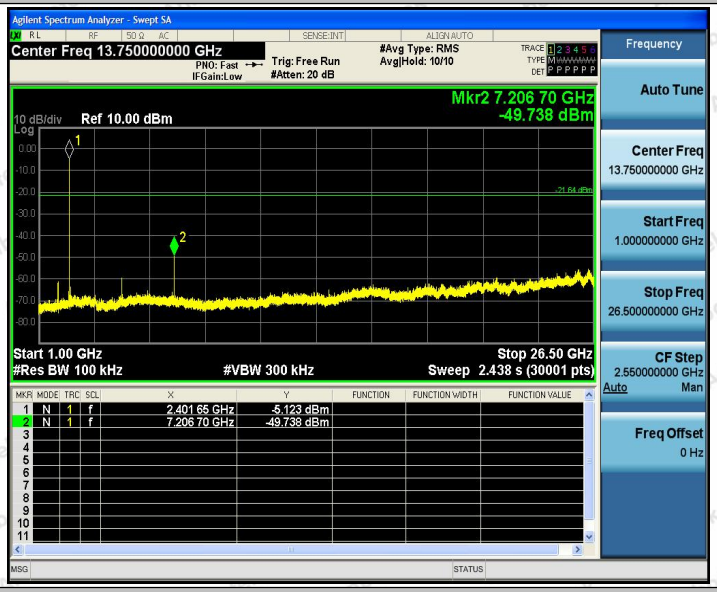

3DH5_Ant1_2441_0~Reference

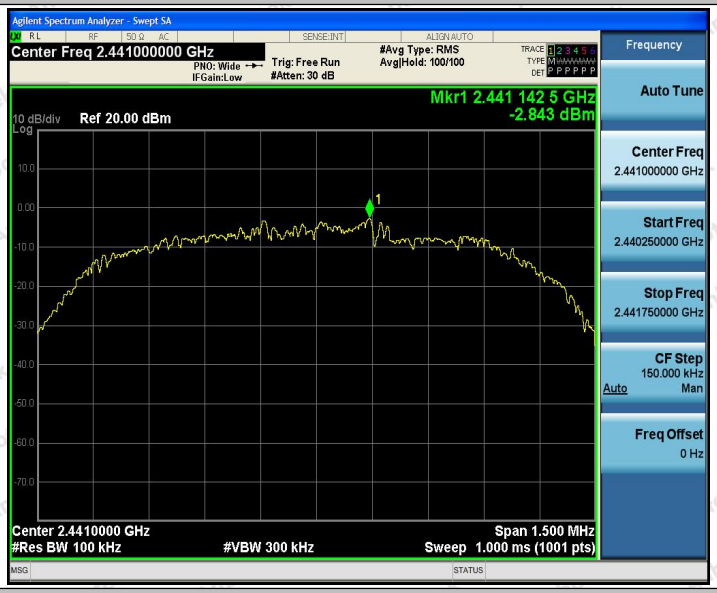

3DH5_Ant1_2441_30~1000

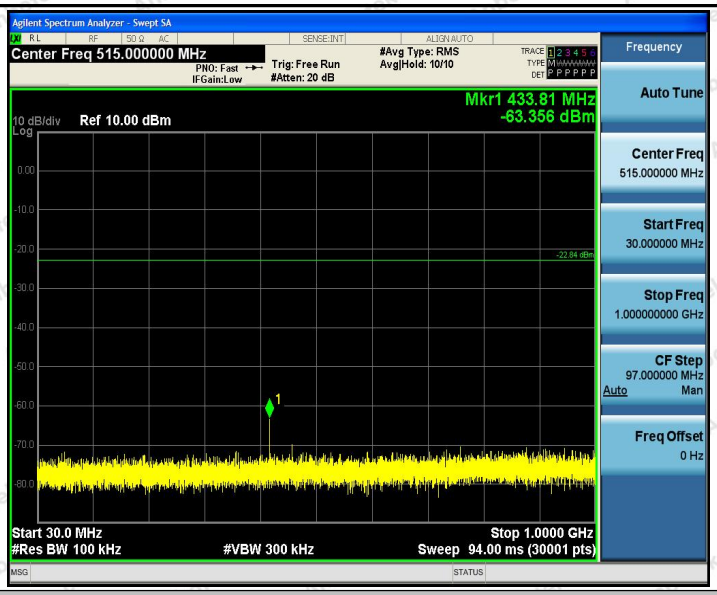

3DH5_Ant1_2441_1000~26500

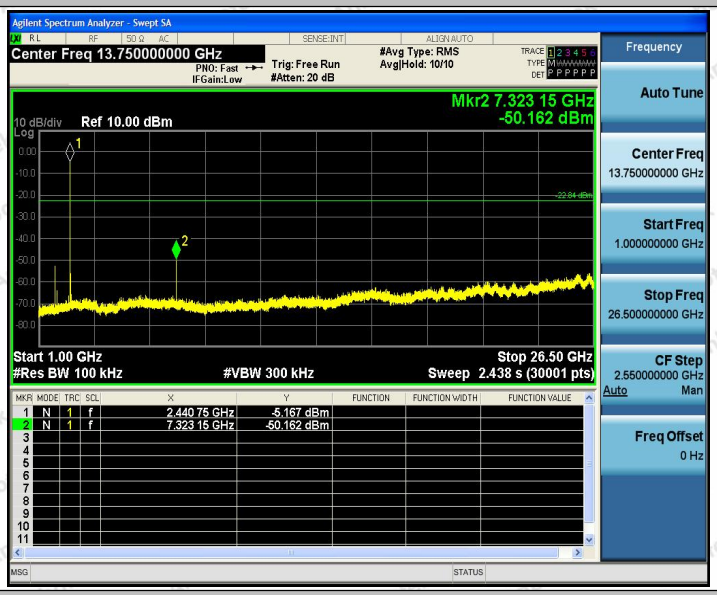

3DH5_Ant1_2480_0~Reference

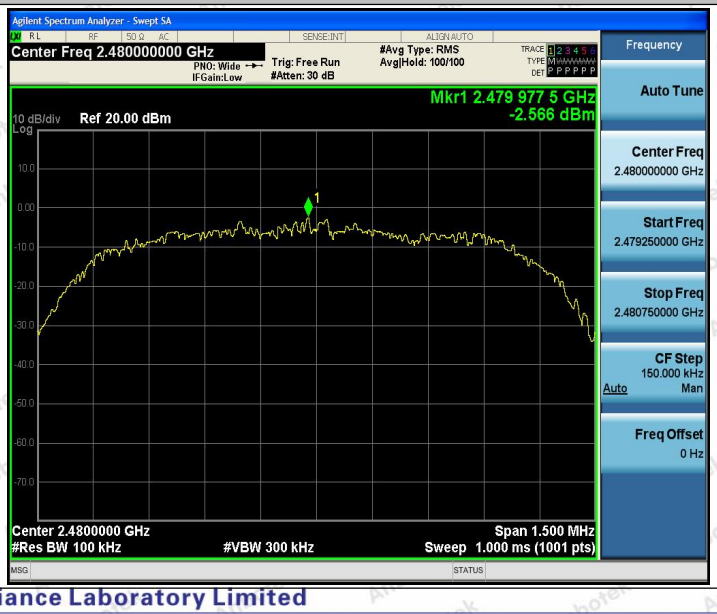

3DH5_Ant1_2480_30~1000

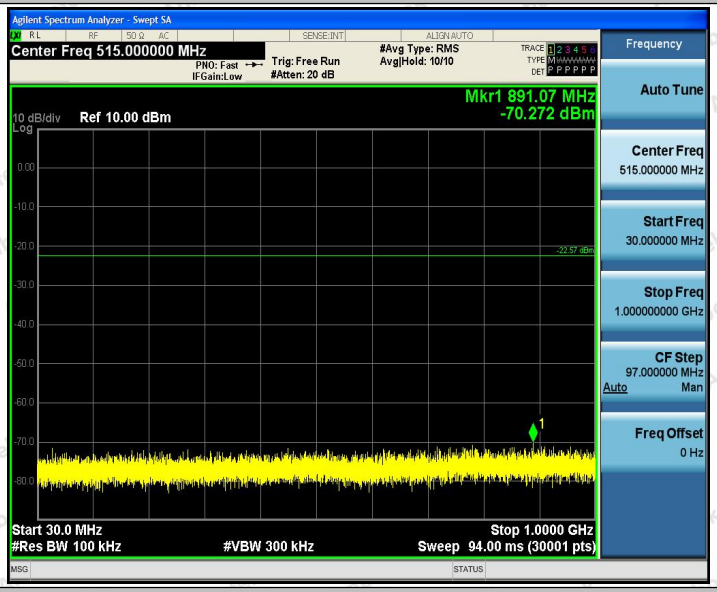

3DH5_Ant1_2480_1000~26500

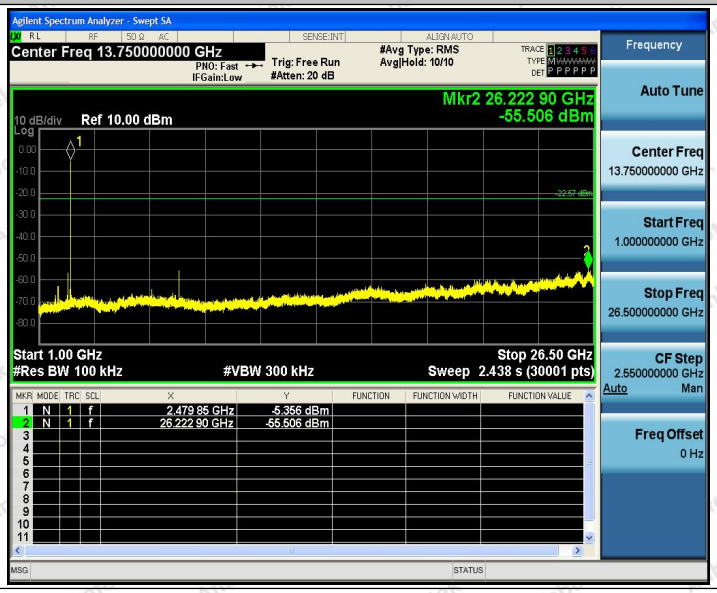

Appendix I: Duty Cycle

Test Result

TestMode	Antenna	Channel	ON Time [ms]	Period [ms]	X	DC [%]	xFactor	Limit	Verdict
DH5	Ant1	2402	2.88	3.75	0.7680	76.80	1.15	---	PASS
2DH5	Ant1	2402	2.89	3.75	0.7707	77.07	1.13	---	PASS
3DH5	Ant1	2402	2.89	3.75	0.7707	77.07	1.13	---	PASS

Test Graphs

DH5_Ant1_2402

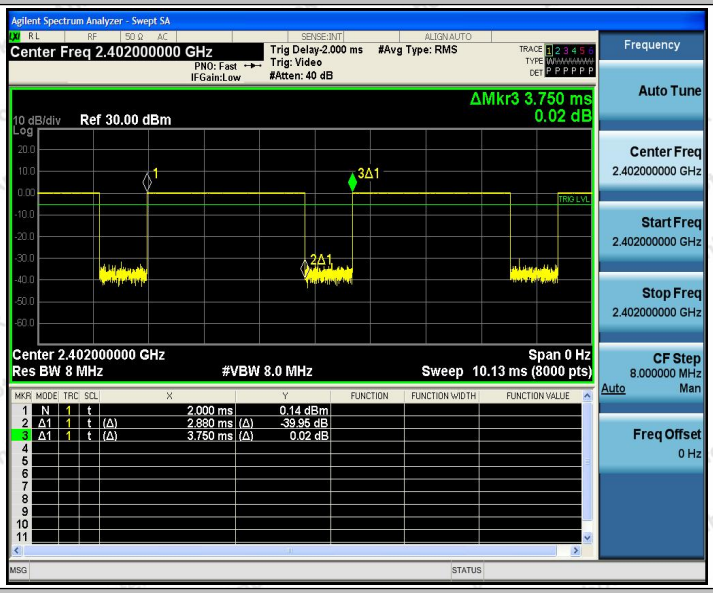

2DH5_Ant1_2402

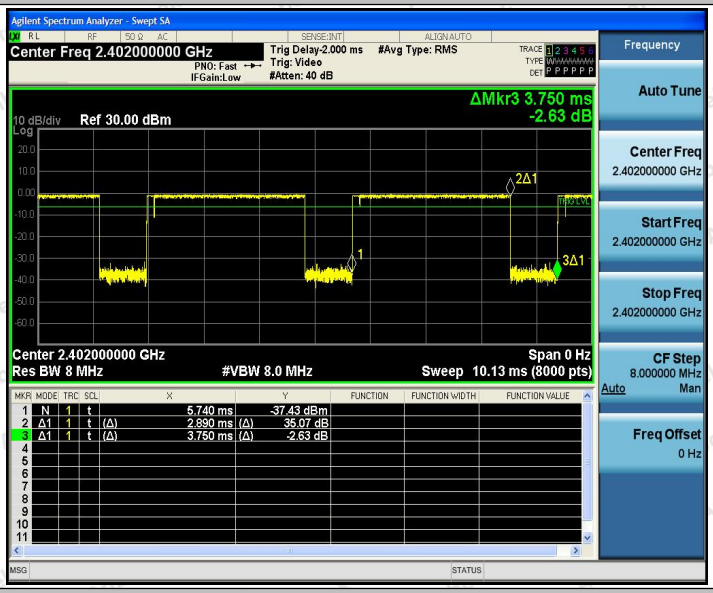

3DH5_Ant1_2402

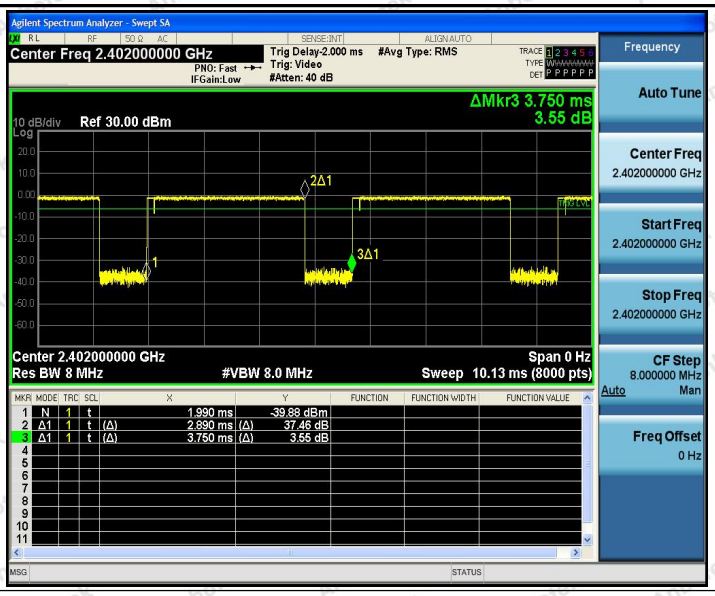
Agilent Spectrum Analyzer - Swept SA
Center Freq 2.402000000 GHz
PNO: Fast
IFGain:Low
Trig Delay-2.000 ms
Trig: Video
#Atten: 40 dB
#Avg Type: RMS
ΔMkr3 3.750 ms
3.55 dB
10 dB/div
Ref 30.00 dBm
Center 2.402000000 GHz
Res BW 8 MHz
#VBW 8.0 MHz
Span 0 Hz
Sweep 10.13 ms (8000 pts)
1 N 1 t 1.990 ms -39.88 dBm
2 Δ1 1 t (Δ) 2.890 ms (Δ) 37.46 dB
3 Δ1 1 t (Δ) 3.750 ms (Δ) 3.55 dB
Frequency
Auto Tune
Center Freq
2.402000000 GHz
Start Freq
2.402000000 GHz
Stop Freq
2.402000000 GHz
CF Step
8.000000 MHz
Auto Man
Freq Offset
0 Hz

---End---