Instruction Manual for smart Light Panels to prevent your light panels from falling off the wall,please pay attention to installation matters.

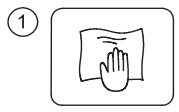

Please make sure that the wall or other installation surface is clean and free of dust or water.

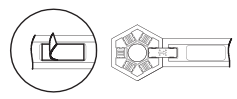

Use at least 1 pieces of double-sided adhesive mounting tapes for each light board water.

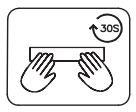

When installing the light panels,be sure to press it hard for 30 seconds after sticking to the wall to ensure stability.



Note:The double-sided adhesive mounting tapes that comes with the product is not suitable for brick walls,wallpaper,wooden boards,ceilings,walls with ash falling and other uneven surfaces.

When connecting with linkers, avoid linkers forming a current circuit.

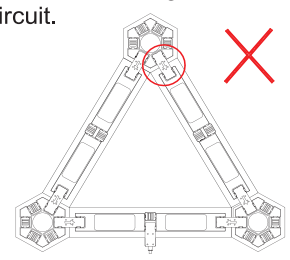

Incorrect linkers connection

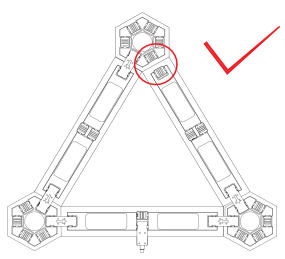

Correct linkers connection

Safety Precautions

- Do not use double-sided adhesive mounting tape to fix the light panels on the routh walls,wallpapers,brick walls,gray walls,and uneven walls;
- Do not use double-sided adhesive mounting tape to fixing in humid environments (tiles in bathrooms,toilets,etc.);
- Do not install the product on the ceiling without a reinforcement kit to prevent it from falling.
- Double-sided adhesive mounting tapes is not strong enough to fix the light board on the ceilling;
- Do not use metal or conductors to approach any exposed parts,such as controller connectors,power connectors,linkers and slots on the back of the light panels;
- The product is not waterproof,please do not wash or touch water;
- Do not leave the power cord idle on the ground to avoid stumbling;
- Children who are not supervised by adults are not allowed to use this product alone.If some parts of this product are imported,there is a risk of choking.

Space Light Bars

USER'S MANUAL

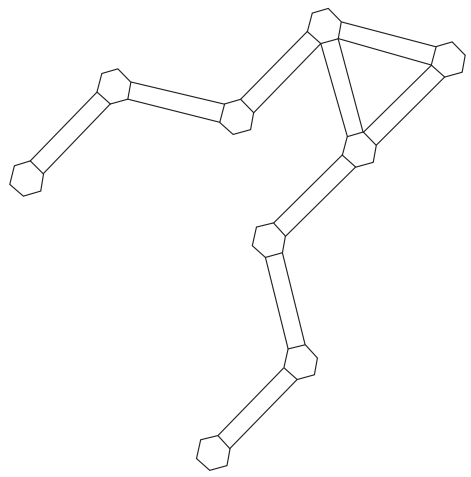

正面

Basic Parameter

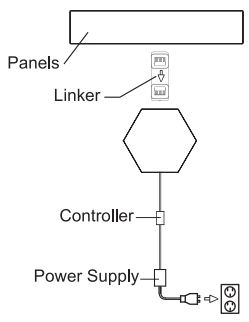

CCT：2700 K-6500 K
Energy Consumption Per Panel：2W
Power Supply Power：36W
Dimmability：Yes (via App or Voice)
Compatibility：Google Assistant,Amazon Alexa,Siri
Max Panels per Controller：1-18PCS
Housing Materials：PC
Working Temp：−4°F - 104°F(-20°C−40°C)
Voltage：100 V-240 V(Universal)
Color Channel：RGBW
Communication Protocol：WiFi+Bluetooth (2.4Ghz b/g/n)
Lifespan：25,000 hours.
Max Colors：16.7 M+
Certifications：FCC，CE，ROHS

* The arrow on the linker points to the controller.

Instruction Manual for Controller function.

- 7 musical scenes
- S Mode(dynamic scene)
- M Color(static scene)
- ON/OFF

1. Long press the button for about 10 seconds when the light is onto enter the distribution network state.
2. Turn on/off three times can also enter the distribution network state. Note：if the panel is red color and no response，please power off once.

Operation steps of mobile APP connection:

1.Download APP from store or website:

APP:Smart Life

APP:Tuya Smart

2.Open WIFI(2.4Ghz) and Bluetooth, enter APP, and perform operations:

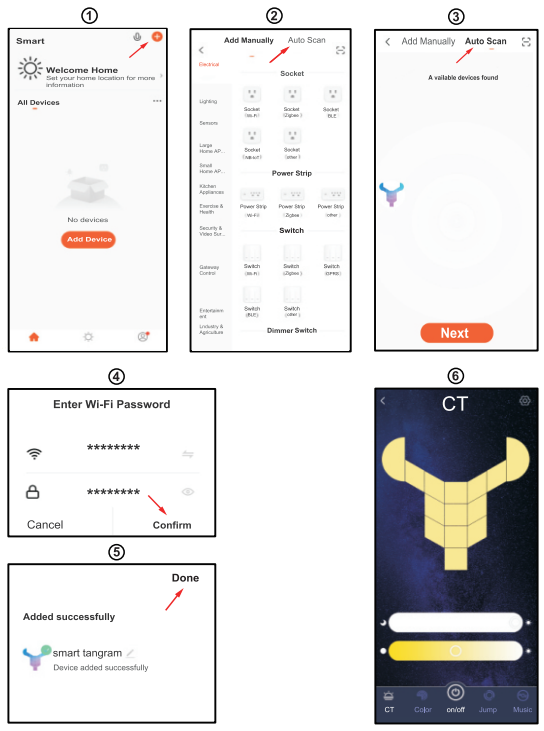

反面

FCC Statement

Changes or modifications not expressly approved by the party responsible for compliance could void the user's authority to operate the equipment.

This equipment has been tested and found to comply with the limits for a Class B digital device, pursuant to Part 15 of the FCC Rules. These limits are designed to provide reasonable protection against harmful interference in a residential installation. This equipment generates uses and can radiate radio frequency energy and, if not installed and used in accordance with the

instructions, may cause harmful interference to radio communications. However, there is no guarantee that interference will not occur in a particular installation. If this equipment does cause harmful interference to radio or television reception, which can be determined by turning the equipment off and on, the user is encouraged to try to correct the interference by one or more of the following measures:

– Reorient or relocate the receiving antenna.
– Increase the separation between the equipment and receiver.
– Connect the equipment into an outlet on a circuit different from that to which the receiver is connected.
– Consult the dealer or an experienced radio/TV technician for help

This device complies with part 15 of the FCC rules. Operation is subject to the following two conditions (1)this device may not cause harmful interference, and (2) this device must accept any interference received, including interference that may cause undesired operation.

成品尺寸：160*100MM

FCC Caution.

This device complies with part 15 of the FCC Rules. Operation is subject to the following two conditions: (1) This device may not cause harmful interference, and (2) this device must accept any interference received, including interference that may cause undesired operation.

Any Changes or modifications not expressly approved by the party responsible for compliance could void the user's authority to operate the equipment.

Note: This equipment has been tested and found to comply with the limits for a Class B digital device, pursuant to part 15 of the FCC Rules. These limits are designed to provide reasonable protection against harmful interference in a residential installation. This equipment generates uses and can radiate radio frequency energy and, if not installed and used in accordance with the instructions, may cause harmful interference to radio communications. However, there is no guarantee that interference will not occur in a particular installation. If this equipment does cause harmful interference to radio or television reception, which can be determined by turning the equipment off and on, the user is encouraged to try to correct the interference by one or more of the following measures:
-Reorient or relocate the receiving antenna.
-Increase the separation between the equipment and receiver.
-Connect the equipment into an outlet on a circuit different from that to which the receiver is connected.
-Consult the dealer or an experienced radio/TV technician for help.

*RF warning for Mobile device:
This equipment complies with FCC radiation exposure limits set forth for an uncontrolled environment. This equipment should be installed and operated with minimum distance 20cm between the radiator & your body.