USER MANUAL

Bluetooth Headband

Contact Us:

We hope you never have the need, but if you do, our service is friendly and hassle-free。

For warranty service or support, Please contact our Service Team, We promises: FREE RETURN, FREE REPLACEMENT or FULL REFUND to solve your issue and make you satisfied.

“We offer Free Headphone Replacement Service”

info@buyerisgod.com

(1) 8883692169
(Toll Free:4:30PM-6:00AM PST)

To Activate Lifetime Warranty:

Feature

- 5.0 Bluetooth Version. Compatible with any Bluetooth enabled devices
- Made from premium material to keep you soft
- Built-in microphone for answering or calling
- Hand- washable after removing the Bluetooth modules
- 30-day money back guarantee and 24 hours friendly customer service

Specifications

- Bluetooth Version: V 5.0+ EDR
- Transmission Distance: 33ft(10m)-65ft(20m). Best performance without obstacles
- Rechargeable Lithium Battery: 190mAH
- Type-C: 5V/0.5A
- Charging Time: 1.5-2 hours
- Working Time: 10-12 hours
- Package Included: Bluetooth Headband x1, Charing Cable x1, User Manual x1

Function Summary

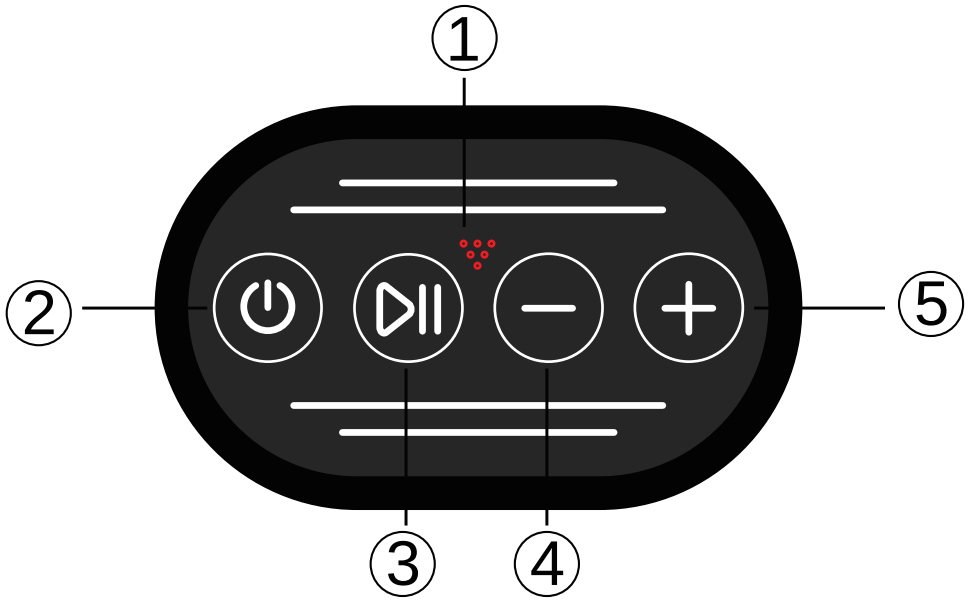

① LED Status Light

② Power On/Off

③ Pause

④ Volume Down/Previous Track

⑤ Volume Up/Next Track

Control

Power On/Off		Press and hold for 3 seconds
Play/Pause Music		Press once
Previous /Next Track		Press and hold during music playing
Volume Up		Press once
Volume Down		Press once
Answer/End Phone Call		Press once when phone ringing
Reject Call		Press and hold for 3 Times

Connet to Bluetooth Headband

1. Turn on Bluetooth on device.



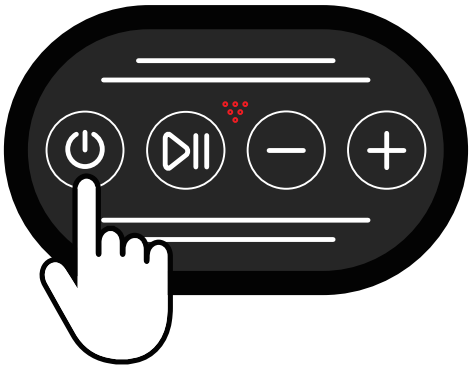

2. Turn on the Bluetooth Headband

3. Connect to Bluetooth (Name:H046) on device.



LED Color	Status
Rapidly flashing blue and red	Pending to be Connected
No flashing	Connected

When turned on, the Bluetooth Headband will automatically connect to the last connected device if available. If no previously paired device detected, it will keep pairing mode.

⚠ Warning: Only one Bluetooth connection is allowed, if user want to connect to another device, please make sure to cancel the previous device.

Charge the Bluetooth Headband

How to wash the Bluetooth Headband?

⚠ Please note that you MUST remove the control panel & speaker before washing the Bluetooth Headband. Follow the steps below:

Steps to Remove the Control Panel and Speakers

Unzip the Headband

Push the control panel out of its pocket

Continue to take out the Speaker

Hand wash or machine wash the headband

Warm reminder

- Do not expose Bluetooth Headband to liquid or moisture.
- Do not store Bluetooth Headband near acidic or alkaline material.
- Do not keep Bluetooth Headband close to the fire. Do not tumble dry.
- Please remove the Bluetooth module before washing. After completely dried, put back to their original position.
- Please charge the Bluetooth Headband when you receive it.
- Please turn off Bluetooth function to save power when not working.
- Please note that a 'DI DI DI' sound will be heard when reaches max/min volume level.
- Please fully charge before traveling or going out.

Bluetooth® Qualification

Brand Name: HAWHAFF,YAWWALK,GIRCEA,JODUY

Model and/or Type Reference:
HAW67,YAW09,GIR01,JOD21，H046

Series Model: HAW67,YAW09,GIR01,JOD21，H046

Declaration ID: D059752,D059753

QDID: 181186(End Product) 184435(Profile Subsystem)

181186(End Product) 184496(Profile Subsystem)

Manufacturer:
Yangzhou Laiyunxian Trading Co., Ltd.
Address: No. 39, Tiger Mountain Road, Shugang-Slender West Lake Scenic Area, Yangzhou City

---

EC REP European Representative

Name: Sea&Mew Consulting
Address: 54, Rue Greneta, 75002 Paris
Tel: +33 767088298
E-Mail: vat06@seamew.de

Made in China

FCC Statement

This device complies with part 15 of the FCC rules. Operation is subject to the following two conditions: (1) this device may not cause harmful interference, and (2) this device must accept any interference received, including interference that may cause undesired operation.

Changes or modifications not expressly approved by the party responsible for compliance could void the user's authority to operate the equipment.

NOTE: This equipment has been tested and found to comply with the limits for a Class B digital device, pursuant to part 15 of the FCC Rules. These limits are designed to provide reasonable protection against harmful interference in a residential installation. This equipment generates uses and can radiate radio frequency energy and, if not installed and used in accordance with the instructions, may cause harmful interference to radio communications. However, there is no guarantee that interference will not occur in a particular installation. If this equipment does cause harmful interference to radio or television reception, which can be determined by turning the equipment off and on, the user is encouraged to try to correct the interference by one or more of the following measures:

•Reorient or relocate the receiving antenna.
•Increase the separation between the equipment and receiver.
•Connect the equipment into an outlet on a circuit different from that to which the receiver is connected.
•Consult the dealer or an experienced radio/TV technician for help.

The device has been evaluated to meet general RF exposure requirement. The device can be used in portable exposure condition without restriction.

ISED Statement

- English: This device complies with Industry Canada license‑exempt RSS standard(s). Operation is subject to the following two conditions: (1) This device may not cause interference, and (2) This device must accept any interference, including interference that may cause undesired operation of the device. The digital apparatus complies with Canadian CAN ICES‑3 (B)/NMB‑3(B).

- French: Le présentappareilestconforme aux CNR d'Industrie Canada applicables aux appareils radio exempts de licence. L'exploitationestautorisée aux deux conditions suivantes: (1) l'appareil ne doit pas produire de brouillage, et (2) l'utilisateur de l'appareildoit accepter tout brouillageradioélec triquesubi, mêmesi le brouillageest susceptible d'encompromettre le fonctionnement.

This radio transmitter has been approved by Industry Canada to operate with the antenna types

listed with the maximum permissible gain indicated. Antenna types not included in this list, having a gain greater than the maximum gain indicated for that type, are strictly prohibited for use with this device.

Le présent émetteur radio a été approuvé par Industrie Canada pour fonctionner avec les types d'antenne énumérés ci-dessous et ayant un gain admissible maximal. Les types d'antenne non inclus dans cette liste, et dont le gain est supérieur au gain maximal indiqué, sont strictement interdits pour l'exploitation de l'émetteur.