USE INSTRUCTION



12+

NRR 21

- EFFECTIVE SOUND INSULATION 27.5DB(NRR)
- INTELLECTIVE NOISE REDUCTION
- WITH COMMUNICATION CHIP
- ONLY HEARING SAFE HEARING & SECURITY WEARING

USE INSTRUCTION & CAUTION

APPLICABLE AGE RANGE SUITABLE FOR PEOPLE WHO IS OVER 12 YEARS OLD

APPLICABLE TEMPERATURE THE PRODUCT USES AT A TEMPERATURE OF -10℃~55℃.

BATTERY PLEASE USE THE SPECIFIED CAPACITY OF BATTERY FOR THIS PRODUCT. DO NOT USE RECHARGEABLE BATTERY, TAKE OUT THE BATTERY IF NOT USE IT FOR LONG TIME.

READ THE INSTRUCTION PLEASE READ THE INSTRUCTION CAREFULLY BEFORE USING THE PRODUCT.

DON`T DISMANTLE PRIVATELY DISMANTLING MAY CAUSE IRRETRIVABLE DAMAGE TO THE PRODUCT, WE WON`T RESPONSIBLE FOR IT.

DAILY CARE WHEN NOT USE THE PRODUCT, PLEASE COLLECT IT IN COOL PLACE AND PREVENT THE SUN.

CHECK REGULARLY PLEASE CHECK THE HEADSET REGULARLY, PLEASE REPLACE THE WORN, DAMAGED PARTS IN TIME. WOSPORT SUGGESTS TO CHANGE THE SPONGE OF EARMUFFS TWICE EACH YEAR.

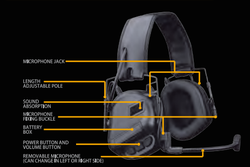
CLEAN PLEASE CLEAN THE SPONGE PART OF EARMUFFS REGULARLY, ONLY CLEAN THE HEADSET SURFACE, DO NOT SOAK IT!, DO NOT USE SOLVENT, SUCH AS ALCOHOL, ACETONE OR SOMETHING INCLUDES LANOLIN TO CLEAN THE HEADSET.

CORRECT WEARING ADJUST THE HEAD BAND, MAKE SURE THE EARMUFFS CLOSE TO YOUR EARS WELL IN ORDER TO ISOLATE NOISES EFFECTIVELY. (DO NOT COVER THE HEADSET OVER THE HAIR!)

FUNCTION ANALYSIS

HEADSET VERSIONS	WEARING WAY		FUNCTION			BATTERY	VOLUME ADJUSTMENT
	HELMET WEARING	HEAD WEARING	SOUND PICKUP	NOISE REDUCTION	COMMUNICATION		
HEAD WEARING FOR IPSC VERSION		●			●		
HEAD WEARING WITHOUT NOISE REDUCTION VERSION		●	●		●	●	●
HELMET WEARING WITHOUT NOISE REDUCTION VERSION	●		●		●		
HELMET WEARING WITH SOUND PICKUP AND NOISE REDUCTION VERSION	●		●	●	●	●	●
HELMET WEARING VERSION (SOUND PICKUP AND NOISE REDUCTION VERSION)	●		●	●	●	●	●
HEAD WEARING TACTIC VERSION		●	●	●		●	●

HEAD WEARING WITH SOUND PICKUP AND NOISE REDUCTION VERSION



PACKING LIST

MAIN HEADSET	1	SCREWDRIVER	1
MICROPHONE	1	FIXING SCREWS FOR MICROPHONE	2
INSTRUCTION	1		

BASIC INFORMATION

MATERIAL:	SOUND INSULATION COTTON,ABS SHOCK PROOF FREE ACCIDENT TYPE	FREQUENCY RANGE:	DEPEND ON THE INTERPHONE
COLOR:	JOYFER ODM CUSTOMIZED COLORS	FREQUENCY NUMBER:	DEPEND ON THE INTERPHONE
WEIGHT:	ABOUT 400G	COMMUNICATION DISTANCE:	DEPEND ON THE INTERPHONE
PACKING:	BOX PACKED	OPERATING POWER:	DEPEND ON THE INTERPHONE
PICKUP WAY:	ELECTRONIC SOUND PICKUP	STANDBY TIME:	DEPEND ON THE BATTERY
NOISE REDUCTION WAY:	ELECTRONIC NOISE REDUCTION	WATER-PROOF:	YES
HEADSET CIRCUMFERENCE:	52~64CM	DECIBEL FILTER:	NRR21DB SNR27DB
COMPONENT:	1PC HEADSET,1 SET MICROPHONE	SOUNDPROOF EFFECT:	EFFECTIVE 27.5DB(NRR) OF SOUND INSULATION
SYSTEM CHIP:	NO-WOTEX (FIFTH GENERATION CHIP)	NOISE REDUCTION FUNCTION:	YES
BATTERY:	2PCS AAA BATTERY	APPLICABLE SCENE:	TEAM ACTIVITIES, TACTICAL GAMES, SHOOTING TRAINING ETC
WEARING WAY:	HEAD WEARING	NOTICE:	SHOULD BE USED WITH PTT

OPERATING INSTRUCTION

WEARING WAY

HEAD WEARING



1.ADJUST THE LENGTH POLE, MAKE THE HEADSET FIT USER'S HEAD
2.PUT ON THE HEADSET AND ADJUST IT WEARS COMFORTABLY

MICROPHONE



1.ACCORDING TO USE HABIT, BUCKLE THE MICROPHONE TO THE FIXED SOCKET IN LEFT OR RIGHT SIDE
2.INSERT THE MICROPHONE TO THE CORRESPONDING JACK
3.INSTALL THE SCREWS INTO THE RESERVED HOLE OF THE MICROPHONE FIXING BUCKLE

BATTERY INSTALLATION



*THE PRODUCT NEEDS 2PCS AAA BATTERIES (EXCEPT WITHOUT THE NOISE REDUCTION VERSION)

1.OPEN THE BATTERY BOX
2.INSTALL THE BATTERY
3.1PC BATTERY EACH SIDE

BUTTON ANALYSIS

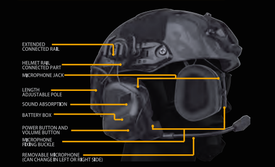


*ADJUSTABLE THREE VOLUMES (EXCEPT THE WITHOUT NOISE REDUCTION VERSION)

a:BUTTON +, PRESS AND INCREASE THE VOLUME
b:POWER BUTTON, LONG PRESS TO TURN ON/OFF
c:BUTTON -, PRESS AND LOWER THE VOLUME



HELMET WEARING WITH SOUND PICKUP AND NOISE REDUCTION VERSION



PACKING LIST

MAIN HEADSET	1	SCREWDRIVER	1
MICROPHONE	1	FIXING SCREWS FOR MICROPHONE	2
INSTRUCTION	1	HELMET RAIL CONNECTED PART	1(SET)

BASIC INFORMATION

MATERIAL:	SOUND INSULATION COTTON,ABS SHOCK PROOF FREE ACCIDENT TYPE	FREQUENCY RANGE:	DEPEND ON THE INTERPHONE
COLOR:	JOYFER ODM CUSTOMIZED COLORS	FREQUENCY NUMBER:	DEPEND ON THE INTERPHONE
WEIGHT:	ABOUT 400G	COMMUNICATION DISTANCE:	DEPEND ON THE INTERPHONE
PACKING:	BOX PACKED	OPERATING POWER:	DEPEND ON THE INTERPHONE
PICKUP WAY:	ELECTRONIC SOUND PICKUP	STANDBY TIME:	DEPEND ON THE BATTERY
NOISE REDUCTION WAY:	ELECTRONIC NOISE REDUCTION	WATER-PROOF:	YES
HEADSET CIRCUMFERENCE:	52~64CM	DECIBEL FILTER:	NRR21DB SNR27DB
COMPONENT:	1PC HEADSET,1 SET MICROPHONE	SOUNDPROOF EFFECT:	EFFECTIVE 27.5DB(NRR) OF SOUND INSULATION
SYSTEM CHIP:	NO-WOTEX (FIFTH GENERATION CHIP)	NOISE REDUCTION FUNCTION:	YES
BATTERY:	2PCS AAA BATTERY	APPLICABLE SCENE:	TEAM ACTIVITIES, TACTICAL GAMES, SHOOTING TRAINING ETC
WEARING WAY:	HELMET WEARING	NOTICE:	SHOULD BE USED WITH PTT

OPERATING INSTRUCTION

WEARING WAY

HELMET WEARING



1.INSERT THE HELMET RAIL CONNECTED PART TO THE GUIDE RAIL OF THE HELMET
2.ADJUST THE LENGTH OF POLE, MAKE IT FIT USER'S HEAD
3.PUT ON THE HEADSET AND ADJUST IT WEARS COMFORTABLY

MICROPHONE



1.ACCORDING TO USE HABIT, BUCKLE THE MICROPHONE TO THE FIXED SOCKET IN LEFT OR RIGHT SIDE
2.INSERT THE MICROPHONE TO THE CORRESPONDING JACK
3.INSTALL THE SCREWS INTO THE RESERVED HOLE OF THE MICROPHONE FIXING BUCKLE

BATTERY INSTALLATION



*THE PRODUCT NEEDS 2PCS AAA BATTERIES (EXCEPT WITHOUT THE NOISE REDUCTION VERSION)

1.OPEN THE BATTERY BOX
2.INSTALL THE BATTERY
3.1PC BATTERY EACH SIDE

BUTTON ANALYSIS



*ADJUSTABLE THREE VOLUMES (EXCEPT THE WITHOUT NOISE REDUCTION VERSION)

a:BUTTON +, PRESS AND INCREASE THE VOLUME
b:POWER BUTTON, LONG PRESS TO TURN ON/OFF
c:BUTTON -, PRESS AND LOWER THE VOLUME



HEAD WEARING FOR IPSC VERSION



PACKING LIST

MAIN HEADSET	1		
INSTRUCTION	1		

BASIC INFORMATION

MATERIAL:	SOUND INSULATION COTTON,ABS SHOCK PROOF FREE ACCIDENT TYPE	FREQUENCY RANGE:	N/A
COLOR:	JOYFER ODM CUSTOMIZED COLORS	FREQUENCY NUMBER:	N/A
WEIGHT:	ABOUT 400G	COMMUNICATION DISTANCE:	N/A
PACKING:	BOX PACKED	OPERATING POWER:	N/A
PICKUP WAY:	ELECTRONIC SOUND PICKUP	STANDBY TIME:	DEPEND ON THE BATTERY
NOISE REDUCTION WAY:	ELECTRONIC NOISE REDUCTION	WATER-PROOF:	YES
HEADSET CIRCUMFERENCE:	52~64CM	DECIBEL FILTER:	NRR21DB SNR27DB
COMPONENT:	1PC HEADSET	SOUNDPROOF EFFECT:	EFFECTIVE 27.5DB(NRR) OF SOUND INSULATION
SYSTEM CHIP:	NO-WOTEX (FIFTH GENERATION CHIP)	NOISE REDUCTION FUNCTION:	YES
BATTERY:	2PCS AAA BATTERY	APPLICABLE SCENE:	TEAM ACTIVITIES, TACTICAL GAMES, SHOOTING TRAINING ETC
WEARING WAY:	HEAD WEARING	NOTICE:	NO NEED USED WITH PTT

OPERATING INSTRUCTION

WEARING WAY

HEAD WEARING



1.ADJUST THE LENGTH POLE, MAKE THE HEADSET FIT USER'S HEAD
2.PUT ON THE HEADSET AND ADJUST IT WEARS COMFORTABLY

BATTERY INSTALLATION



*THE PRODUCT NEEDS 2PCS AAA BATTERIES (EXCEPT WITHOUT THE NOISE REDUCTION VERSION)

1.OPEN THE BATTERY BOX
2.INSTALL THE BATTERY
3.1PC BATTERY EACH SIDE

BUTTON ANALYSIS



*ADJUSTABLE THREE VOLUMES (EXCEPT THE WITHOUT NOISE REDUCTION VERSION)

a:BUTTON +, PRESS AND INCREASE THE VOLUME
b:POWER BUTTON, LONG PRESS TO TURN ON/OFF
c:BUTTON -, PRESS AND LOWER THE VOLUME



HEAD WEARING WITHOUT NOISE REDUCTION VERSION



PACKING LIST

MAIN HEADSET	1	SCREWDRIVER	1
MICROPHONE	1	FIXING SCREWS FOR MICROPHONE	2
INSTRUCTION	1		

BASIC INFORMATION

MATERIAL:	SOUND INSULATION COTTON,ABS SHOCK PROOF FREE ACCIDENT TYPE	FREQUENCY RANGE:	DEPEND ON THE INTERPHONE
COLOR:	JOYFER ODM CUSTOMIZED COLORS	FREQUENCY NUMBER:	DEPEND ON THE INTERPHONE
WEIGHT:	ABOUT 400G	COMMUNICATION DISTANCE:	DEPEND ON THE INTERPHONE
PACKING:	BOX PACKED	OPERATING POWER:	DEPEND ON THE INTERPHONE
PICKUP WAY:	N/A	STANDBY TIME:	N/A
NOISE REDUCTION WAY:	PHYSICAL NOISE REDUCTION	WATER-PROOF:	YES
HEADSET CIRCUMFERENCE:	52~64CM	DECIBEL FILTER:	N/A
COMPONENT:	1PC HEADSET,1 SET MICROPHONE	SOUNDPROOF EFFECT:	N/A
SYSTEM CHIP:	N/A	NOISE REDUCTION FUNCTION:	NO
BATTERY:	NO NEED BATTERY	APPLICABLE SCENE:	TEAM ACTIVITIES, TACTICAL GAMES, SHOOTING TRAINING ETC
WEARING WAY:	HEAD WEARING	NOTICE:	SHOULD BE USED WITH PTT

OPERATING INSTRUCTION

WEARING WAY

HEAD WEARING



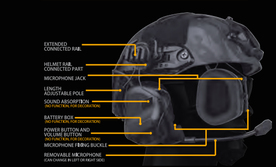
1.ADJUST THE LENGTH POLE, MAKE THE HEADSET FIT USER'S HEAD
2.PUT ON THE HEADSET AND ADJUST IT WEARS COMFORTABLY

MICROPHONE



1.ACCORDING TO USE HABIT, BUCKLE THE MICROPHONE TO THE FIXED SOCKET IN LEFT OR RIGHT SIDE
2.INSERT THE MICROPHONE TO THE CORRESPONDING JACK
3.INSTALL THE SCREWS INTO THE RESERVED HOLE OF THE MICROPHONE FIXING BUCKLE

HELMET WEARING WITHOUT NOISE REDUCTION VERSION



PACKING LIST

MAIN HEADSET	1	SCREWDRIVER	1
MICROPHONE	1	FIXING SCREWS FOR MICROPHONE	2
INSTRUCTION	1	HELMET RAIL CONNECTED PART	1(SET)

BASIC INFORMATION

MATERIAL:	SOUND INSULATION COTTON,ABS SHOCK PROOF FREE ACCIDENT TYPE	FREQUENCY RANGE:	DEPEND ON THE INTERPHONE
COLOR:	JOYFER ODM CUSTOMIZED COLORS	FREQUENCY NUMBER:	DEPEND ON THE INTERPHONE
WEIGHT:	ABOUT 400G	COMMUNICATION DISTANCE:	DEPEND ON THE INTERPHONE
PACKING:	BOX PACKED	OPERATING POWER:	DEPEND ON THE INTERPHONE
PICKUP WAY:	N/A	STANDBY TIME:	N/A
NOISE REDUCTION WAY:	PHYSICAL NOISE REDUCTION	WATER-PROOF:	YES
HEADSET CIRCUMFERENCE:	52~64CM	DECIBEL FILTER:	N/A
COMPONENT:	1PC HEADSET,1 SET MICROPHONE	SOUNDPROOF EFFECT:	N/A
SYSTEM CHIP:	N/A	NOISE REDUCTION FUNCTION:	NO
BATTERY:	NO NEED BATTERY	APPLICABLE SCENE:	TEAM ACTIVITIES, TACTICAL GAMES, SHOOTING TRAINING ETC
WEARING WAY:	HELMET WEARING	NOTICE:	SHOULD BE USED WITH PTT

OPERATING INSTRUCTION

WEARING WAY

HELMET WEARING



1.INSERT THE HELMET RAIL CONNECTED PART TO THE GUIDE RAIL OF THE HELMET
2.ADJUST THE LENGTH OF POLE, MAKE IT FIT USER'S HEAD
3.PUT ON THE HEADSET AND ADJUST IT WEARS COMFORTABLY

MICROPHONE



1.ACCORDING TO USE HABIT, BUCKLE THE MICROPHONE TO THE FIXED SOCKET IN LEFT OR RIGHT SIDE
2.INSERT THE MICROPHONE TO THE CORRESPONDING JACK
3.INSTALL THE SCREWS INTO THE RESERVED HOLE OF THE MICROPHONE FIXING BUCKLE



The equipment complies with FCC Radiation exposure limit set forth for uncontrolled environment. This equipment should be installed and operated with minimum distance 20cm between the radiator and your body.

Warning:
Changes or modifications to this unit not expressly approved by the party responsible for compliance could void the user`s authority to operate the equipment.

NOTE:
This device complies with part 15 of the FCC Rules. Operation is subject to the following two conditions: (1) This device may not cause harmful interference, and (2) this device must accept any interference received, including interference that may cause undesired operation.

FCC Statement:
This equipment has been tested and found to comply with the limits for a Class B digital device, puniuant to part 15 of the FCC Rules. These limits are designed to provide reasonable protection against harmful interference in a residential installation. This equipment generates, uses and can radiate radio frequency energy and, if not installed and used in accordance with the instructions, may cause harmful interference to radio communications. However, there is no guarantee that interference will not occur in a particular installation. If this equipment does cause harmful interference to radio or television reception, which can be determined by turning the equipment off and on, the user is encouraged to try to correct the interference by one or more of the following measures:
-- Reorient or relocate the receiving antenna.
-- Increase the separation between the equipment and receiver.
-- Connect the equipment into an outlet on a circuit different from that to which the receiver is connected.
-- Consult the dealer or an experienced radio/TV technician for help.

FAQ

1. IF YOU CAN`T HEAR ANYTHING WHEN USE THE MICROPHONE, PLEASE REINSTALL THE MICROPHONE AND MAKE SURE INSTALL IT CORRECTLY.
2. IF YOU HEAR NOISE FROM THE HEADSET, MAYBE BECAUSE THE SOUND ABSORPTION EQUIPMENT DISPLACE IN TRANSPORTATION, PLEASE CONTACT US TO SOLVE.
3. THE ADJUSTABLE PART IS TIGHT, PLEASE ADJUST THE HEAD BELT. (THE POLE IS DESIGN TIGHT TO FIT YOU ADJUST THE LENGTH.) THE ADJUSTABLE POLE IS MADE OF NYLON AND FIBER, IT`S THE QUALITY AND WON`T BREAK EASILY.)
4. THE HEADSET WITHOUT NOISE REDUCTION VERSION DON`T NEED TO USE BATTERY, PLEASE IGNORE THE BATTERY BOX.

NOT SUITABLE FOR CHILDREN UNDER 12 YEARS OLD

MADE IN CHINA