RF TEST REPORT

FCC ID: 2A49R-MS-01

Test Report No……..:	RF231116004-03-002
Product(s) Name……...:	MINI PC
Model(s)……..:	MS-01-S1245, MS-01-S1250, MS-01-S1260, MS-01-S1270, MS-01-S1290, MS-01-S129K, MS-01-S1342, MS-01-S1350, MS-01-S1360, MS-01-S1370, MS-01-S1380, MS-01-S1390, MS-01-S139K
Trade Mark……....:	N/A
Applicant……..:	MICRO COMPUTER (HK) TECH LIMITED
Address……...:	RM 18, 28/F, Shui On Centre, 6-8 Harbour Road, Waterfront, Wan Chai, HK, China
Receipt Date……..:	2024.01.04
Test Date……....:	2024.01.11~2024.04.15
Issued Date……..:	2024.04.17
Standards……..:	47 CFR FCC Part 15, Subpart E(Section 15.407); ANSI C63.10:2013
Testing Laboratory……:	Shenzhen Haiyun Standard Technical Co., Ltd.

Prepared By:	Checked By:	Approved By:	
Jason Huang	Tim Zhang	Misue Su	
Jason huang	Tim.zhang	Misue Su	

Table of Contents

History of this test report 4

1. General Information 5

1.1 Applicant 5
1.2 Manufacturer 5
1.3 Factory 5
1.4 Basic Description of Equipment Under Test 6
1.5 Transmit Operating Mode 7

2. Summary of Test Results 8

2.1 Summary of Test Items 8
2.2 Application of Standard 8
2.3 Test Instruments 9
2.4 Operation Mode 10
2.5 Test Condition 10
2.6 Duty Cycle of Test Signal 10
2.7 Measurement Uncertainty 11
2.8 Test Location 11
2.9 SUPPORT UNITS 11
2.10 Deviation from Standards 11
2.11 Abnormalities from Standard Conditions 11

3. Test Procedure And Results 12

3.1 AC Power Line Conducted Emission 12
3.1.1 Limit 12
3.1.2 Test Procedure 12
3.1.3 Test Setup 12
3.1.4 Test Result 13
3.2 Radiated Emission 15
3.2.1 Limit 15
3.2.2 Test Procedure 16

3.2.3 Test Setup....17
3.2.4 Test Result....18
3.3 Spectrum Bandwidth....157
3.3.1 Limit....157
3.3.2 Test Procedure....157
3.3.3 Test Setup....158
3.3.4 Test Result....158
3.4 Conducted Output Power....159
3.4.1 Limit....159
3.4.2 Test Procedure....159
3.4.3 Test Setup....159
3.4.4 The Result....160
3.5 Power Spectral Density....167
3.5.1 Limit....167
3.5.2 Test Procedure....167
3.5.3 Test Setup....168
3.5.4 The Result....168

History of this test report

Original Report Issue Date: 2024.04.17

○ No additional attachment

●Additional attachments were issued following record

Attachment No.	Issue Date	Description
RFBARR-WTW-P21030485A-5	2021.06.10	Module report Module ID: RAS-MT7922A22M
RF231116004-03-002	2024.04.17	Compared to the original report of this module, it was used for MINI PC, with antenna replacement and reduced gain. Therefore, the maximum conducted power and radiated emission, band edge and AC power conducted emission were tested with reference to the original report, while the rest remained unchanged.

1. General Information

1.1 Applicant

MICRO COMPUTER (HK) TECH LIMITED

RM 18, 28/F, Shui On Centre, 6-8 Harbour Road, Waterfront, Wan Chai, HK, China

1.2 Manufacturer

MICRO COMPUTER (HK) TECH LIMITED

RM 18, 28/F, Shui On Centre, 6-8 Harbour Road, Waterfront, Wan Chai, HK, China

1.3 Factory

MICRO COMPUTER (HK) TECH LIMITED

RM 18, 28/F, Shui On Centre, 6-8 Harbour Road, Waterfront, Wan Chai, HK, China

1.4 Basic Description of Equipment Under Test

Product No.	POC231116004-S003	
Equipment Name	MINI PC	
Model Name	MS-01-S1245, MS-01-S1250, MS-01-S1260, MS-01-S1270, MS-01-S1290, MS-01-S129K, MS-01-S1342, MS-01-S1350, MS-01-S1360, MS-01-S1370, MS-01-S1380, MS-01-S1390, MS-01-S139K	
Test Model	MS-01-S1390	
Model Difference	The model difference is named according to the market demand, only the model and the appearance color are different.	
Trademark	N/A	
Power Supply	DC 19V from adapter	
Adapter Information	Model: SOY-1900947-454 Input: 100-240V~, 50/60Hz 2.5A Max Output: 19V⎓4.47A, 179.93W	
Operating Temperature	0℃-45℃	
EUT Stage	○ Product Unit	●Final-Sample
Operating Band & Max conducted power	5150MHz ~5250MHz 5250MHz ~5350MHz 5470MHz ~5725MHz 5725MHz ~5850MHz	802.11n20: 19.99dBm
Product Type	IEEE 802.11a/n/ac/ax: WLAN (MIMO)	
Nominal Bandwidth	20MHz / 40MHz / 80MHz /160MHz	
Modulation	OFDM, OFDMA	
Antenna gain	Ant1: 3.74dBi, Ant2: 3.85dBi	
Antenna type	PIFA Antenna	
Data Rate (Mbps)	IEEE 11a mode : 6/9/12/18/24/36/48/54 IEEE 11n mode : up to 300 IEEE 11ac mode : up to 1732 IEEE 11ax mode : up to 2402	
Type of Device	Master device (Indoor AP for 5150MHz~5250MHz)	
DFS Function (Master devices)	●	5250MHz ~5350MHz
	●	5470MHz ~5725MHz

Channel Information			
Frequency Range (MHz)	IEEE Std. 802.11	Ch. Frequency (MHz)	Channel Number
5150-5250	802.11a /n /ac /ax (20MHz)	5180-5240	36-48
5250-5350		5260-5320	52-64
5470-5725		5500-5700	100-140
5725-5850		5745-5825	149-165
5150-5250	802.11n /ac /ax (40MHz)	5190-5230	38-46
5250-5350		5270-5310	54-62
5470-5725		5510-5670	102-134
5725-5850		5755-5795	151-159
5150-5250	802.11ac /ax (80MHz)	5210	42
5250-5350		5290	58
5470-5725		5530-5610	106-122
5725-5850		5775	155
5150-5350	802.11 ac /ax (160MHz)	5250	50
5470-5725		5570	114

Note: For 802.11ax mode only support full RU mode.

1.5 Transmit Operating Mode

Transmit Operating Mode							Transmit Multiple Antennas					
○	Operating mode 1 (single antenna)						○	1TX				
○	Operating mode 2 (multiple antenna, no beam forming)						●	2TX	○	3TX	○	4TX
●	Operating mode 3 (multiple antenna, with beam forming)						○	2TX	○	3TX	○	4TX
●	802.11a	Operating mode	○	1TX	●	2TX	○	3TX				
●	802.11n(20MHz)	Operating mode	○	1TX	●	2TX	○	3TX				
●	802.11n(40MHz)	Operating mode	○	1TX	●	2TX	○	3TX				
●	802.11ac(20MHz)	Operating mode	○	1TX	●	2TX	○	3TX				
●	802.11ac(40MHz)	Operating mode	○	1TX	●	2TX	○	3TX				
●	802.11ac(80MHz)	Operating mode	○	1TX	●	2TX	○	3TX				
●	802.11ac(160MHz)	Operating mode	○	1TX	●	2TX	○	3TX				
●	802.11ax(20MHz)	Operating mode	○	1TX	●	2TX	○	3TX				
●	802.11ax(40MHz)	Operating mode	○	1TX	●	2TX	○	3TX				
●	802.11ax(80MHz)	Operating mode	○	1TX	●	2TX	○	3TX				
●	802.11ax(160MHz)	Operating mode	○	1TX	●	2TX	○	3TX				

2. Summary of Test Results

2.1 Summary of Test Items

47 CFR FCC Part 15, Subpart E (Section 15.407)			
Test item	Standard	Results	Remarks
AC Power Conducted Emission	15.207 15.407(b)	Pass	Meet the requirement of the limit
Radiated Emission and Restricted bands of operation	15.205(a) 15.209(a) 15.407(b)	Pass	Meet the requirement of the limit
Antenna Requirements	15.203	Compliance	Note1
Spectrum Bandwidth	15.407(a) 15.407(e)	Note2	Meet the requirement of the limit
Conducted Output Power	15.407(a)	Pass	Meet the requirement of the limit
Power Spectral Density	15.407(a)	Note2	Meet the requirement of the limit
Dynamic Frequency Selection (DFS)	15.407(h)	Pass	See the report RF231116004-03-007for details
Note:1. The EUT has 2 PIFA antennas arrangement which was permanently attached. 2. For test data, please refer to the report RFBARR-WTW-P21030485A-5.			

2.2 Application of Standard

47 CFR FCC Part 15, Subpart E

KDB 662911 D01 Multiple Transmitter Output v02r01

KDB 789033 D02 General UNII Test Procedures New Rules v02r01

KDB 905462 D02 UNII DFS Compliance Procedures New Rules v02

ANSI C63.10:2013

2.3 Test Instruments

Radiated Emissions						
No.	Equipment	Manufacturer	Type No.	Serial No.	Cal. date (yyyy/mm/dd)	Cal. Due date (yyyy/mm/dd)
1	Test receiver	Rohde&Schwarz	ESU	100184	2023/5/3	2024/5/2
2	Horn Antenna	Schwarzbeck	BBHA 9120 D	9120D-1273	2023/5/4	2024/5/3
3	Low frequency amplifier	Unknown	LNA 0920N	2014	2023/5/3	2024/5/2
4	High frequency amplifier	Schwarzbeck	BBV 9718	284	2023/5/3	2024/5/2
5	Loop Antenna	Schwarzbeck	FMZB1519 B	00029	2023/7/16	2024/7/15
6	Log periodic antenna	Schwarzbeck	VULB 9168	1151	2023/5/4	2024/5/3
7	Horn Antenna	Schwarzbeck	BBHA 9120 D	9120D-1273	2022/5/5	2025/5/4
8	Horn Antenna	Schwarzbeck	BBHA 9170	9170#685	2023/7/16	2024/7/15
9	Temp&Humidity Recorder	Meideshi	JR900	/	2023/5/3	2024/5/2
10	RF cable(966 chamber)9kHz-1GHz	Unknown	Unknown	Unknown	2023/5/3	2024/5/2
11	RF cable(966 chamber)1GHz-18GHz	Unknown	Unknown	Unknown	2023/5/3	2024/5/2
12	RF cable(966 chamber)18GHz -40GHz	Unknown	Unknown	Unknown	2023/5/3	2024/5/2
13	Test software	Farad Technology Co., Ltd	EZ-EMC Ver.TW-03A2			
Conducted Emission						
1	Test receiver	Rohde&Schwarz	ESCI	100718	2023/5/3	2024/5/2
2	LISN	Rohde&Schwarz	ENV216	100075	2023/5/3	2024/5/2
3	Pulse limiter	Rohde&Schwarz	ESH3-Z2	102299	2023/5/3	2024/5/2
4	RF cable (9kHz-30MHz)	Unknown	Unknown	Unknown	2023/5/3	2024/5/2
5	Test software	Farad Technology Co., Ltd	EZ-EMC Ver.TW-03A2			
RF Conducted Emission						
1	MXA Signal Analyzer	Keysight	N9021B	MY60080169	2023/4/23	2024/4/22
2	RF Control Unit	dsusoft	JS0806-2	21G8060449	2023/4/23	2024/4/22
3	power supply unit	dsusoft	JS0806-4ADC	N/A	2023/4/23	2024/4/22
4	VXG Signal Generator	Keysight	M9384B	MY61270787	2023/4/23	2024/4/22
5	EXG Analog Signal Generator	Keysight	N5173B	MY59101282	2023/4/23	2024/4/22
6	Test software	dsusoft	JS1120-3 Ver.3.2.22.0			

2.4 Operation Mode

The EUT was supplied by and it was run in TX mode that was controlled by Master provided RF testing program. The worst case test result was showed in the report.

2.5 Test Condition

Test Item	Environmental conditions	Input Power	Tested by
AC Power Conducted Emission	25°C, 53% RH	AC 120V/60Hz	Freedom Zhuo
Radiated Emission	24°C, 51% RH	AC 120V/60Hz	Freedom Zhuo
Conducted Power	24.2°C, 52% RH	AC 120V/60Hz	Albert Fan

Note: Adapter supply voltage AC 120V/60Hz.

The applicant declare the operating environment of EUT as below:

Normal conditions: 19V DC, 0~45°C

2.6 Duty Cycle of Test Signal

Test result: PASS
Note: For test data, please refer to the report RFBARR-WTW-P21030485A-5.

2.7 Measurement Uncertainty

Where relevant, the following measurement uncertainty levels have been estimated for tests performed on the EUT.
This uncertainty represents an expanded uncertainty expressed at approximately the 95% confidence level using a coverage factor of k=2.

Uncertainty	
Parameter	Uncertainty
Occupied Channel Bandwidth	±143.88kHz
Power Spectral Density	±0.743dB
Conducted Spurious Emission	±1.328dB
RF power conducted	±0.384dB
Conducted emission(9kHz~30MHz) AC main	±2.72dB
Radiated emission(9kHz~30MHz)	±2.66dB
Radiated emission (30MHz~1GHz)	±4.62dB
Radiated emission (1GHz~18GHz)	±4.86dB
Radiated emission (18GHz~40GHz)	±3.80dB

2.8 Test Location

Company:	Shenzhen Haiyun Standard Technical CO., Ltd.
Address:	No. 110-113, 115, 116, Block B, Jinyuan Business Building, Bao'an District, Shenzhen, China
CNAS Registration Number:	CNAS L18252
CAB identifier:	CN0145
A2LA Certificate Number:	6823.01
Telephone:	0755-26024411

2.9 SUPPORT UNITS

None

2.10 Deviation from Standards

None

2.11 Abnormalities from Standard Conditions

None

3. Test Procedure And Results

3.1 AC Power Line Conducted Emission

3.1.1 Limit

Frequency	Maximum RF Line Voltage	
	Quasi-Peak Level dB(μV)	Average Level dB(μV)
150kHz ~ 500kHz	66 ~ 56*	56 ~ 46*
500kHz ~ 5MHz	56	46
5MHz ~ 30MHz	60	50

Notes: 1. * Decreasing linearly with logarithm of frequency.

2. The lower limit shall apply at the transition frequencies.

3.1.2 Test Procedure

Test Method	
●Conducted Measurement	○Radiated Measurement
Test Channels	
○ Lowest, Middle and Highest Channel	○ Lowest and Highest Channel
Environmental conditions	
●Normal	○Normal and Extreme
Note:●:Test ○:No Test	

a) The EUT was placed 0.4 meters from the conducting wall of the shielded room with EUT being connected to the power mains through a line impedance stabilization network (LISN). Other support units were connected to the power mains through another LISN. The two LISNs provide 50 ohm/ 50uH of coupling impedance for the measuring instrument.

b) Both lines of the power mains connected to the EUT were checked for maximum conducted interference.

c) The frequency range from 150kHz to 30MHz was searched. Emission levels under (Limit - 20dB) was not recorded.

3.1.3 Test Setup

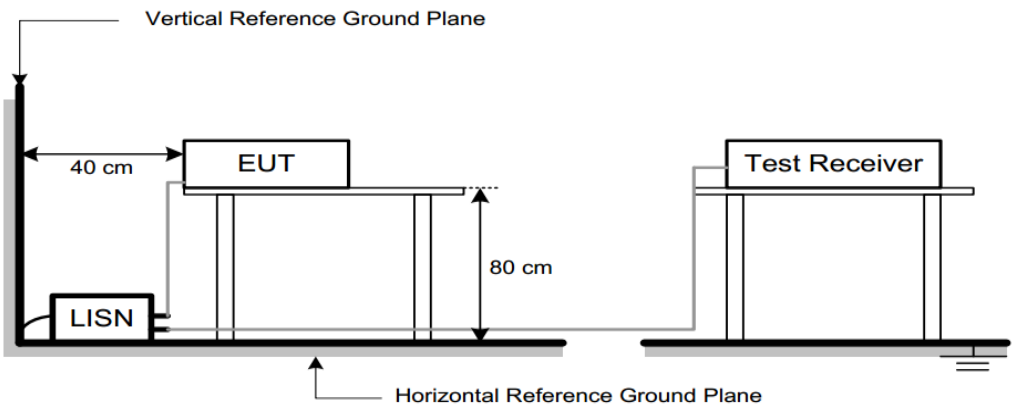

3.1.4 Test Result

Note:

1. Correct Factor = LISN Factor + Cable Loss + Pulse Limiter Factor, the value was added to Original Receiver Reading by the software automatically.
2. Measurement = Reading + Correct Factor.
3. Over = Measurement – Limit
4. The TX N40MIMO Mode Channel 38 is found to be the worst case and recorded.

150kHz~30MHz	TX N20MIMO Channel 48

Line

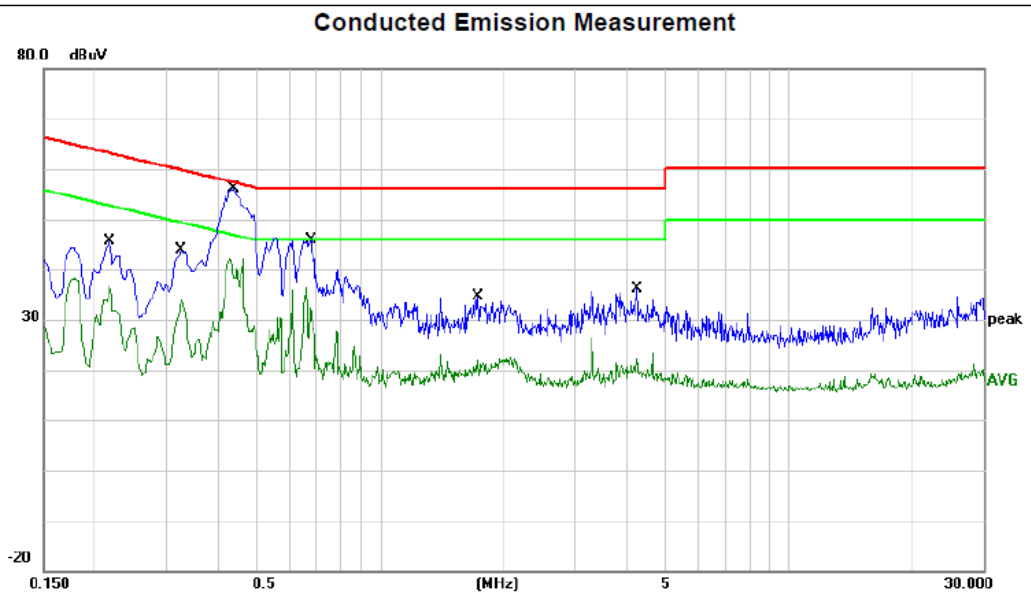

No.	Mk.	Freq.	Reading Level	Correct Factor	Measure-ment	Limit	Over		
		MHz	dBuV	dB	dBuV	dBuV	dB	Detector	Comment
1		0.2180	20.00	19.99	39.99	62.89	-22.90	QP	
2		0.2180	11.13	19.99	31.12	52.89	-21.77	AVG	
3		0.3260	19.55	20.05	39.60	59.55	-19.95	QP	
4		0.3260	8.56	20.05	28.61	49.55	-20.94	AVG	
5	*	0.4380	33.56	20.30	53.86	57.10	-3.24	QP	
6		0.4380	21.75	20.30	42.05	47.10	-5.05	AVG	
7		0.6780	23.12	20.01	43.13	56.00	-12.87	QP	
8		0.6780	8.83	20.01	28.84	46.00	-17.16	AVG	
9		1.7420	7.28	20.06	27.34	56.00	-28.66	QP	
10		1.7420	-0.24	20.06	19.82	46.00	-26.18	AVG	
11		4.2620	6.42	20.02	26.44	56.00	-29.56	QP	
12		4.2620	-1.33	20.02	18.69	46.00	-27.31	AVG	

150kHz~30MHz	TX N40MIMO Channel 48

Neutral

Conducted Emission Measurement

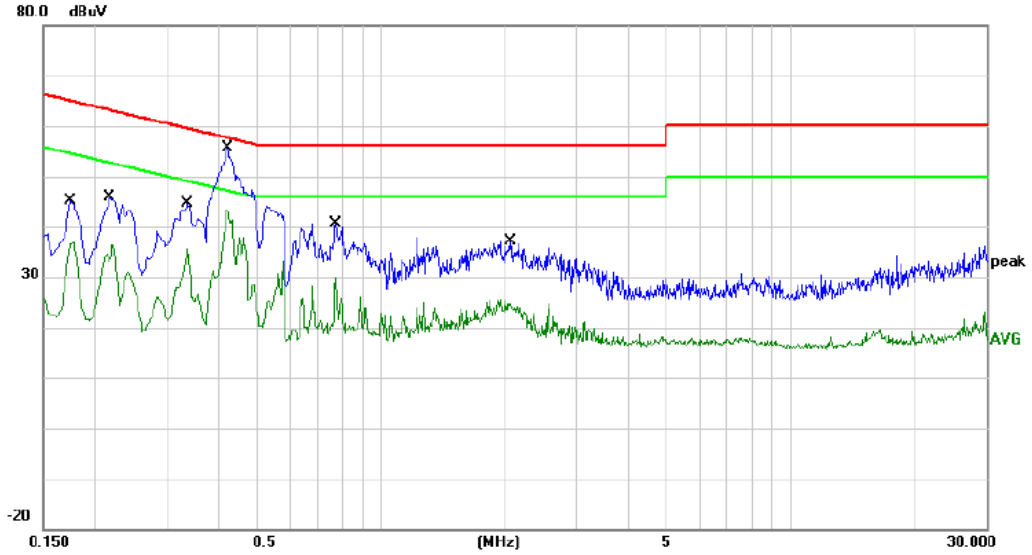

No.	Mk.	Freq.	Reading Level	Correct Factor	Measure-ment	Limit	Over		
		MHz	dBuV	dB	dBuV	dBuV	dB	Detector	Comment
1		0.1740	21.51	20.26	41.77	64.77	-23.00	QP	
2		0.1740	16.20	20.26	36.46	54.77	-18.31	AVG	
3		0.2180	21.63	20.24	41.87	62.89	-21.02	QP	
4		0.2180	11.50	20.24	31.74	52.89	-21.15	AVG	
5		0.3380	21.73	19.92	41.65	59.25	-17.60	QP	
6		0.3380	11.43	19.92	31.35	49.25	-17.90	AVG	
7		0.4220	30.51	20.19	50.70	57.41	-6.71	QP	
8	*	0.4220	21.28	20.19	41.47	47.41	-5.94	AVG	
9		0.7780	16.35	20.05	36.40	56.00	-19.60	QP	
10		0.7780	2.46	20.05	22.51	46.00	-23.49	AVG	
11		2.0660	10.01	20.32	30.33	56.00	-25.67	QP	
12		2.0660	3.14	20.32	23.46	46.00	-22.54	AVG	

3.2 Radiated Emission

3.2.1 Limit

1）Limit of radiated emission measurement:

Radiated emissions which fall in the restricted bands must comply with the radiated emission limits specified as below table. Other emissions shall be at least 20dB below the highest level of the desired power:

Frequency (MHz)	Distance Meters(m)	Field Strength Limit	
		μV/m	dB(μV)/m
0.009 – 0.49	300	2400/F(kHz)	-
0.490 – 1.705	30	24000/F(kHz)	-
1.705 – 30	30	30	-
30~88	3	100	40.0
88~216	3	150	43.5
216~960	3	200	46.0
960~1000	3	500	54.0
Above 1000	3	74.0 dB(μV)/m (Peak) 54.0 dB(μV)/m (Average)	

Note: (1) Emission level dBμV = 20 log Emission level μV/m

(2) The smaller limit shall apply at the cross point between two frequency bands.

(3) Distance is the distance in meters between the measuring instrument, antenna and the closest point of any part of the device or system.

2）Limit of unwanted emission out of the restricted bands:

Frequency(MHz)	EIRP Limit(dBm/MHz)	Equivalent Field Strength at 3m(dBμV/m)
5150-5250	-27	68.2
5250-5350	-27	68.2
5470-5725	-27	68.2
5725-5850	-27 NOTE (2)	68.2
	10 NOTE (2)	105.2
	15.6 NOTE (2)	110.8
	27 NOTE (2)	122.2

Note: (1) The following formula is used to convert the equipment isotropic radiated power (eirp) to field strength: E[dBμV/m]=EIRP[dBm] +95.2, for d=3m

(2) According to 15.407(b)(4)(i), all emissions shall be limited to a level of -27 dBm/MHz at 75 MHz or more above or below the band edge increasing linearly to 10 dBm/MHz at 25 MHz above or below the band edge, and from 25 MHz above or below the band edge increasing linearly to a level of 15.6 dBm/MHz at 5 MHz above or below the band edge, and from 5 MHz above or below the band edge increasing linearly to a level of 27 dBm/MHz at the band edge.

3.2.2 Test Procedure

Test Method	
○Conducted Measurement	●Radiated Measurement
Test Channels	
●Lowest, Middle and Highest Channel	○ Lowest and Highest Channel
Environmental conditions	
●Normal	○Normal and Extreme
Note:●:Test ○:No Test	

a) The measuring distance of 3 m shall be used for measurements. The EUT was placed on the top of a rotating table 0.8 meter above the ground at a 3 meter semi-anechoic chamber. The table was rotated 360 degrees to determine the position of the highest radiation.(below 1 GHz)

b) The measuring distance of 3 m or 1.5m shall be used for measurements. The EUT was placed on the top of a rotating table 1.5 meter above the ground at a 3 meter semi-anechoic chamber. The table was rotated 360 degrees to determine the position of the highest radiation.(above 1GHz)

c) The height of the equipment or of the substitution antenna shall be 0.8m or 1.5m; the height of the test antenna shall vary between 1 m to 4 m. Both horizontal and vertical polarizations of the antenna are set to make the measurement.

d) For each suspected emission, the EUT was arranged to its worst case and then the antenna was tuned to heights find the maximum reading (used Bore sight function).

e) The receiver system was set to peak and average detect function and specified bandwidth with maximum hold mode when the test frequency is above 1 GHz.

f) The initial step in collecting radiated emission data is a receiver peak detector mode pre-scanning the measurement frequency range. Significant peaks are then marked and then Quasi Peak detector mode re-measured.

g) All readings are Peak unless otherwise stated QP in column of Note. Peak denotes that the Peak reading compliance with the QP Limits and then QP Mode measurement didn‘t perform. (below 1 GHz)

h) All readings are Peak Mode value unless otherwise stated AVG in column of Note. If the Peak Mode Measured value compliance with the Peak Limits and lower than AVG Limits, the EUT shall be deemed to meet both Peak & AVG Limits and then only Peak Mode was measured, but AVG Mode didn‘t perform. (above 1 GHz)

i) For the actual test configuration, please refer to the related Item -EUT Test Photos.

j) The following table is the setting of the receiver:

Spectrum Parameters	Setting
Start ~ Stop Frequency	9 kHz~150 kHz for RBW 200 Hz
Start ~ Stop Frequency	0.15 MHz~30 MHz for RBW 9 kHz
Start ~ Stop Frequency	30 MHz~1000 MHz for RBW 100 kHz

Spectrum Parameters	Setting
Start Frequency	1000 MHz
Stop Frequency	10th carrier harmonic or 40 GHz, whichever is lower
RBW / VBW (Emission in restricted band)	1 MHz / 3 MHz for PK value 1 MHz / 1/T Hz for AVG value

3.2.3 Test Setup

(A) Radiated Emission Test Set-Up Frequency Below 30 MHz

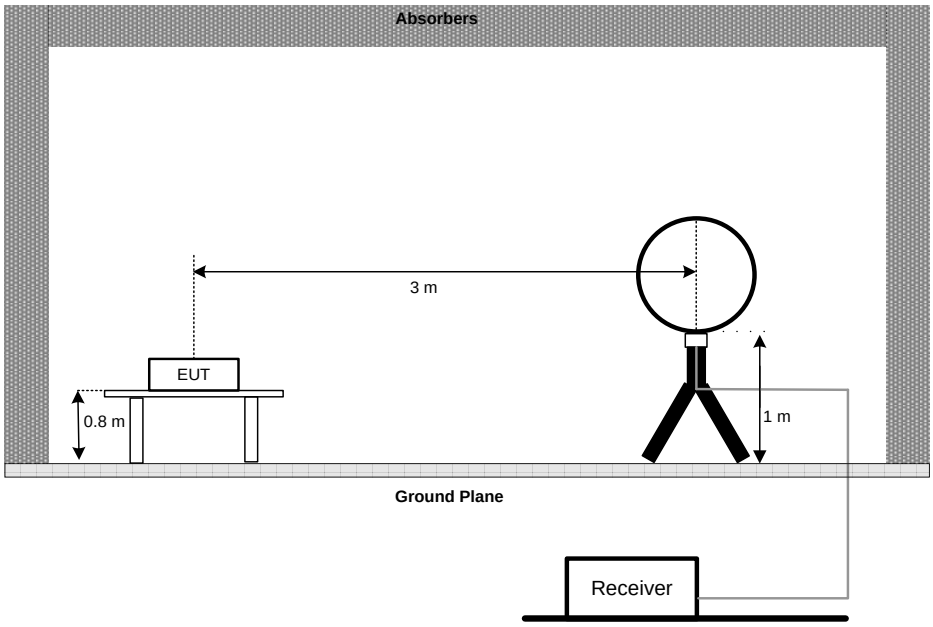

(B) Radiated Emission Test Set-Up Frequency 30 MHz-1000 MHz

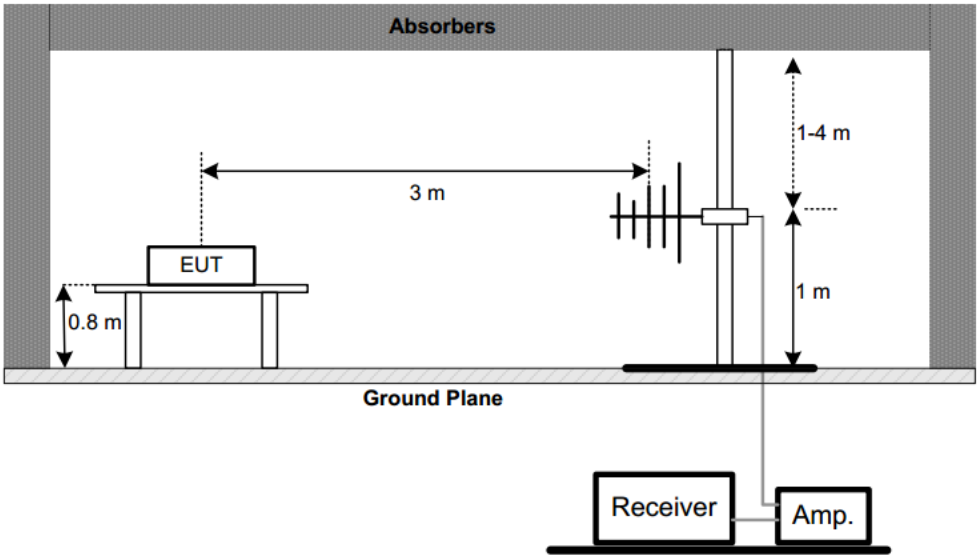

(C) Radiated Emission Test Set-Up Frequency Above 1 GHz

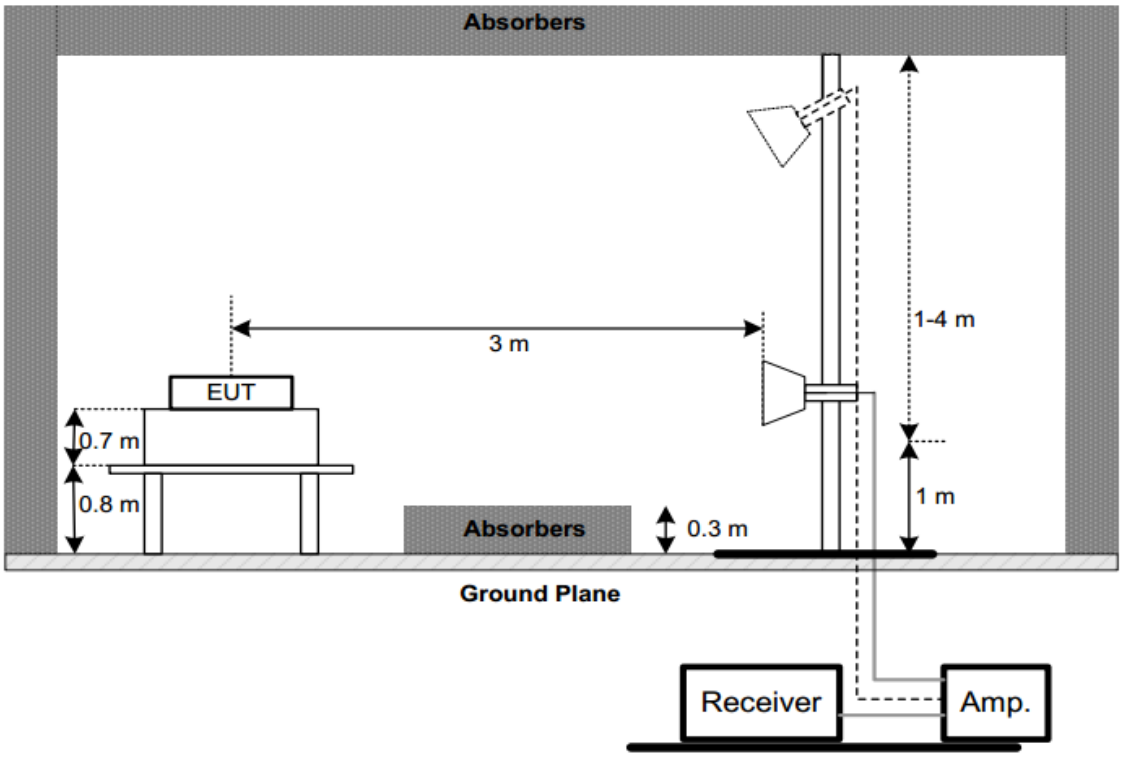

3.2.4 Test Result

1) Radiated emission: 9kHz-30MHz

The low frequency, which started from 9 kHz to 30MHz, was pre-scanned and the result which was 20dB lower than the limit line was not recorded in this report.

2) Radiated emission: 30MHz-1G

Note:

1. Measurement = Reading + Correct Factor.
2. Over = Measurement – Limit
3. The TX N40MIMO Mode Channel 38 is found to be the worst case and recorded.

Below 1G (30MHz~1GHz)	TX N20MIMO Channel 48

VERTICAL

Radiated Emission

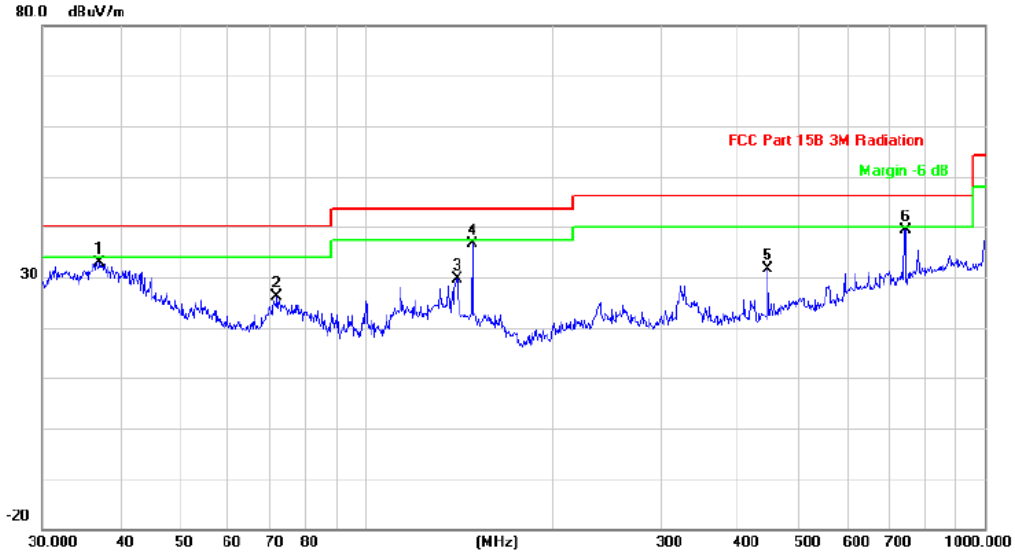

No.	Mk.	Freq.	Reading Level	Correct Factor	Measure-ment	Limit	Over	
		MHz	dBuV	dB/m	dBuV/m	dBuV/m	dB	Detector
1		37.1550	43.08	-10.12	32.96	40.00	-7.04	peak
2		71.8320	38.46	-12.21	26.25	40.00	-13.75	peak
3		140.3420	38.12	-8.51	29.61	43.50	-13.89	peak
4		148.4410	44.81	-8.18	36.63	43.50	-6.87	peak
5		446.4140	36.02	-4.47	31.55	46.00	-14.45	peak
6	*	744.8660	38.28	1.12	39.40	46.00	-6.60	peak

HORIZONTAL

Radiated Emission

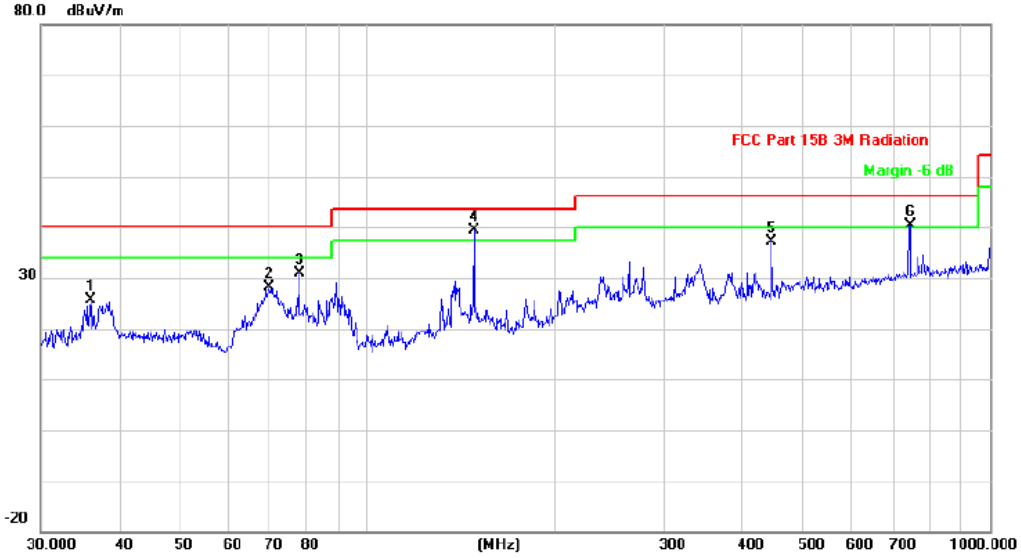

No.	Mk.	Freq.	Reading Level	Correct Factor	Measure-ment	Limit	Over	
		MHz	dBuV	dB/m	dBuV/m	dBuV/m	dB	Detector
1		36.0007	35.93	-10.24	25.69	40.00	-14.31	peak
2		69.8450	39.99	-11.89	28.10	40.00	-11.90	peak
3		77.8653	43.67	-12.72	30.95	40.00	-9.05	peak
4	*	148.4410	47.50	-8.18	39.32	43.50	-4.18	peak
5		446.4140	41.71	-4.47	37.24	46.00	-8.76	peak
6	!	744.8660	39.34	1.12	40.46	46.00	-5.54	peak

3) Radiated emission: Above 1G

Note:

1. Measurement = Reading + Correct Factor.
2. Over = Measurement – Limit

Above 1G (1GHz~18GHz)	Test mode:11A-CDD	Test Channel:36

VERTICAL

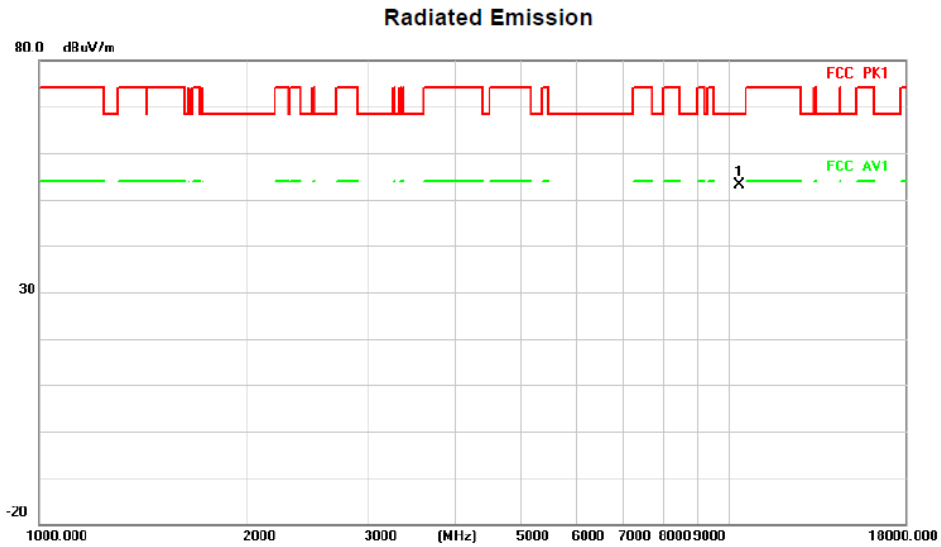

No.	Mk.	Freq.	Reading Level	Correct Factor	Measure-ment	Limit	Over	
		MHz	dBuV	dB/m	dBuV/m	dBuV/m	dB	Detector
1	*	10360.000	35.98	17.05	53.03	68.20	-15.17	peak

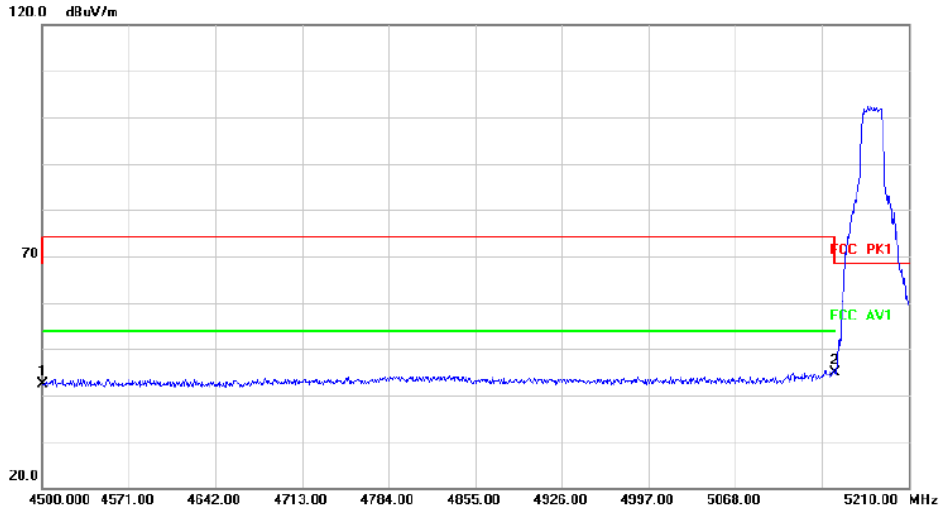

No.	Mk.	Freq.	Reading Level	Correct Factor	Measure-ment	Limit	Over	
		MHz	dBuV	dB/m	dBuV/m	dBuV/m	dB	Detector
1		4500.000	38.48	3.85	42.33	68.20	-25.87	peak
2	*	5150.000	39.29	5.62	44.91	68.20	-23.29	peak

HORIZONTA

Radiated Emission

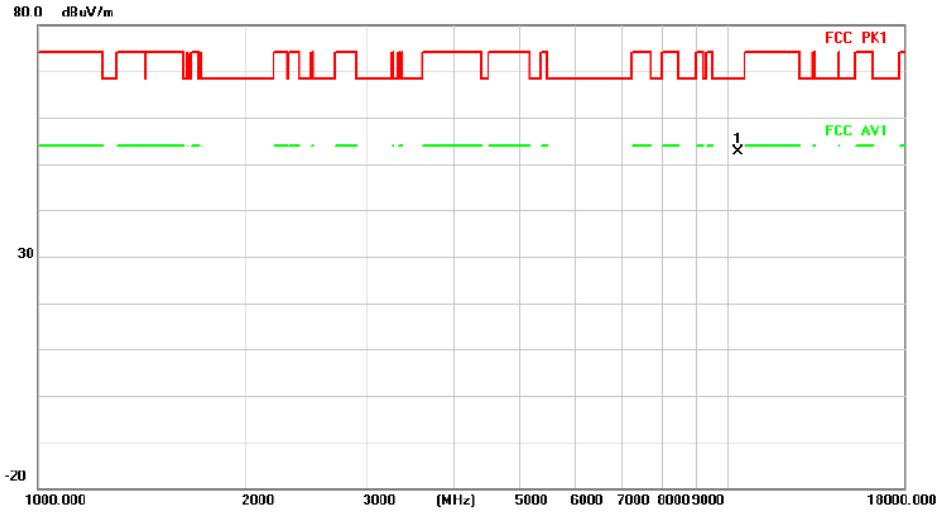

No.	Mk.	Freq.	Reading Level	Correct Factor	Measure-ment	Limit	Over	
		MHz	dBuV	dB/m	dBuV/m	dBuV/m	dB	Detector
1	*	10360.000	35.70	17.05	52.75	68.20	-15.45	peak

Radiated Emission

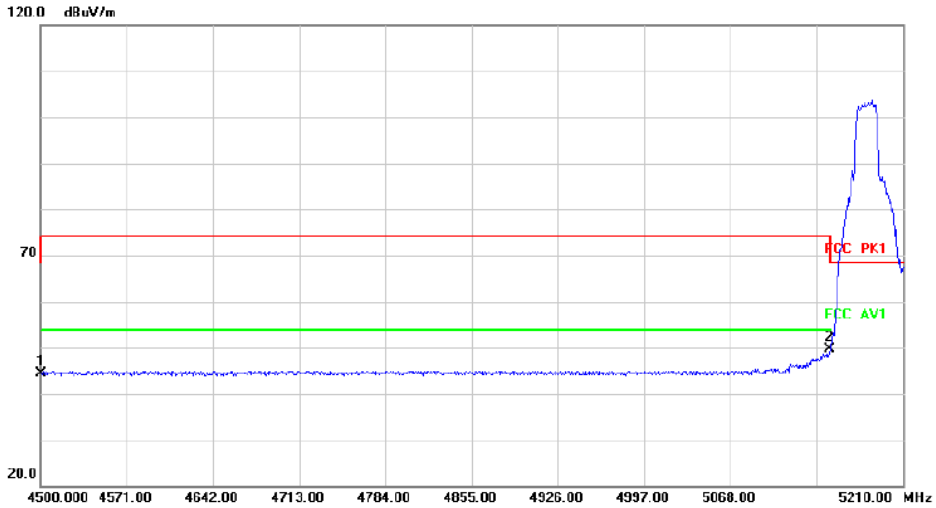

No.	Mk.	Freq.	Reading Level	Correct Factor	Measure-ment	Limit	Over	
		MHz	dBuV	dB/m	dBuV/m	dBuV/m	dB	Detector
1		4500.000	40.46	3.85	44.31	68.20	-23.89	peak
2	*	5150.000	44.09	5.62	49.71	68.20	-18.49	peak

Above 1G (1GHz~18GHz)	Test mode: 11A-CDD	Test Channel:40

VERTICAL

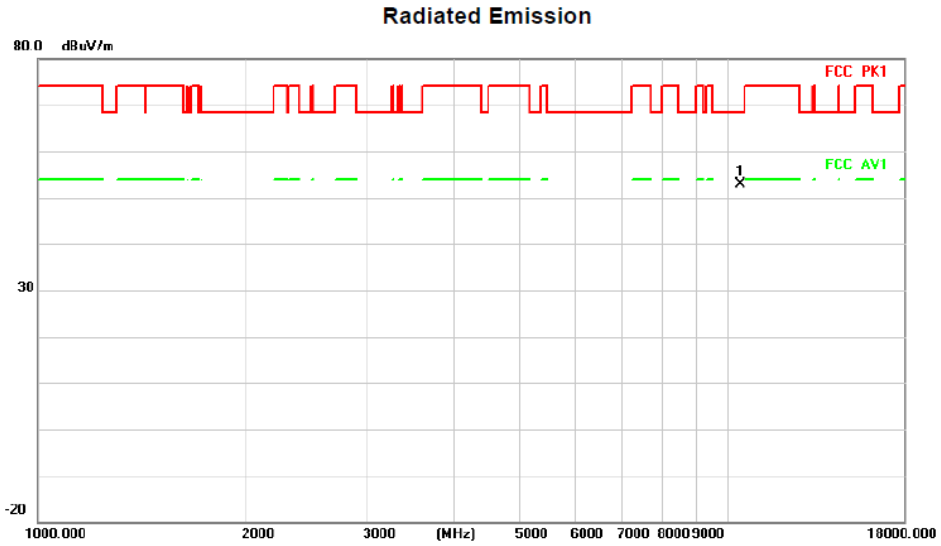

No.	Mk.	Freq.	Reading Level	Correct Factor	Measure-ment	Limit	Over	
		MHz	dBuV	dB/m	dBuV/m	dBuV/m	dB	Detector
1	*	10400.000	36.27	16.55	52.82	68.20	-15.38	peak

HORIZONTA

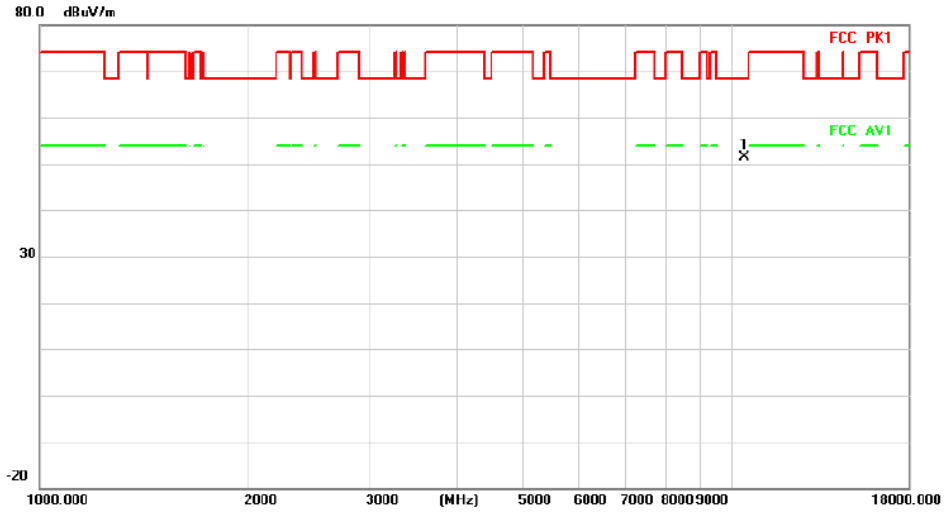

No.	Mk.	Freq.	Reading Level	Correct Factor	Measure-ment	Limit	Over	
		MHz	dBuV	dB/m	dBuV/m	dBuV/m	dB	Detector
1	*	10400.000	34.72	16.55	51.27	68.20	-16.93	peak

Above 1G (1GHz~18GHz)	Test mode: 11A-CDD	Test Channel:48

VERTICAL

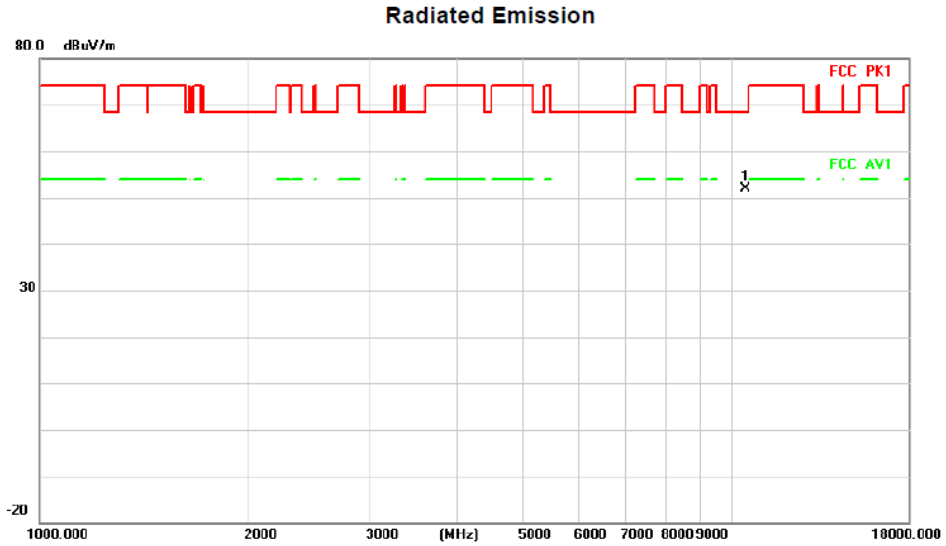

No.	Mk.	Freq.	Reading Level	Correct Factor	Measure-ment	Limit	Over	
		MHz	dBuV	dB/m	dBuV/m	dBuV/m	dB	Detector
1	*	10480.000	35.47	16.47	51.94	68.20	-16.26	peak

HORIZONTA

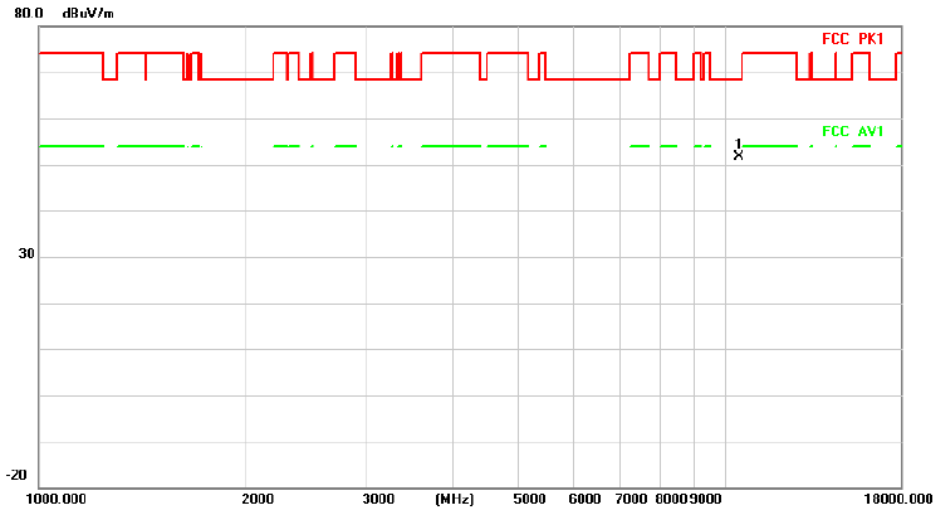

No.	Mk.	Freq.	Reading Level	Correct Factor	Measure-ment	Limit	Over	
		MHz	dBuV	dB/m	dBuV/m	dBuV/m	dB	Detector
1	*	10480.000	35.13	16.47	51.60	68.20	-16.60	peak

Above 1G (1GHz~18GHz)	Test mode: 11A-CDD	Test Channel:52

VERTICAL

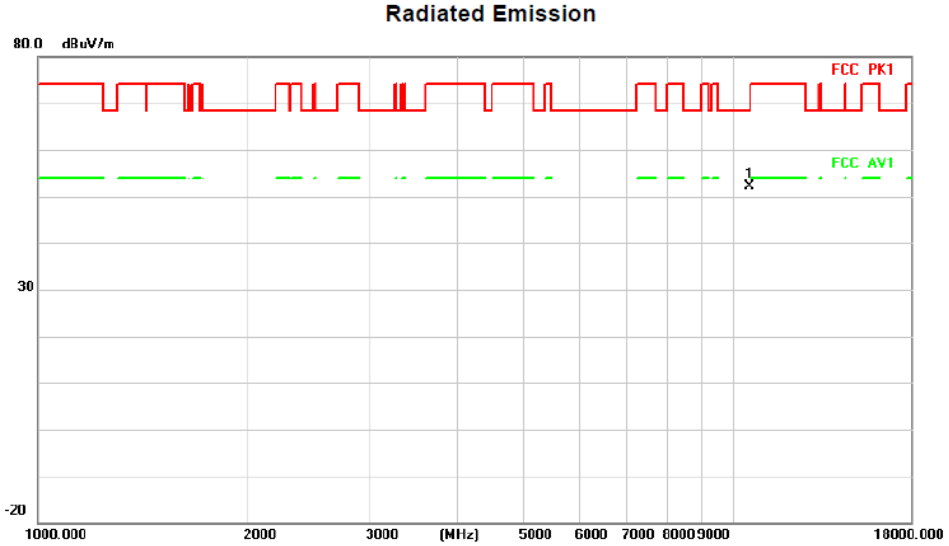

No.	Mk.	Freq.	Reading Level	Correct Factor	Measure-ment	Limit	Over	
		MHz	dBuV	dB/m	dBuV/m	dBuV/m	dB	Detector
1	*	10520.000	35.82	16.30	52.12	68.20	-16.08	peak

HORIZONTA

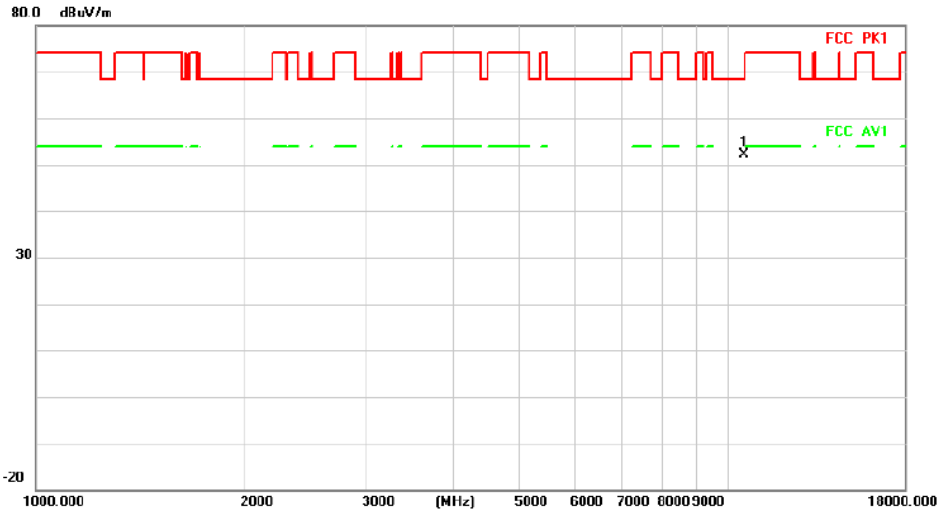

No.	Mk.	Freq.	Reading Level	Correct Factor	Measure-ment	Limit	Over	
		MHz	dBuV	dB/m	dBuV/m	dBuV/m	dB	Detector
1	*	10520.000	35.92	16.30	52.22	68.20	-15.98	peak

Above 1G (1GHz~18GHz)	Test mode: 11A-CDD	Test Channel:56

VERTICAL

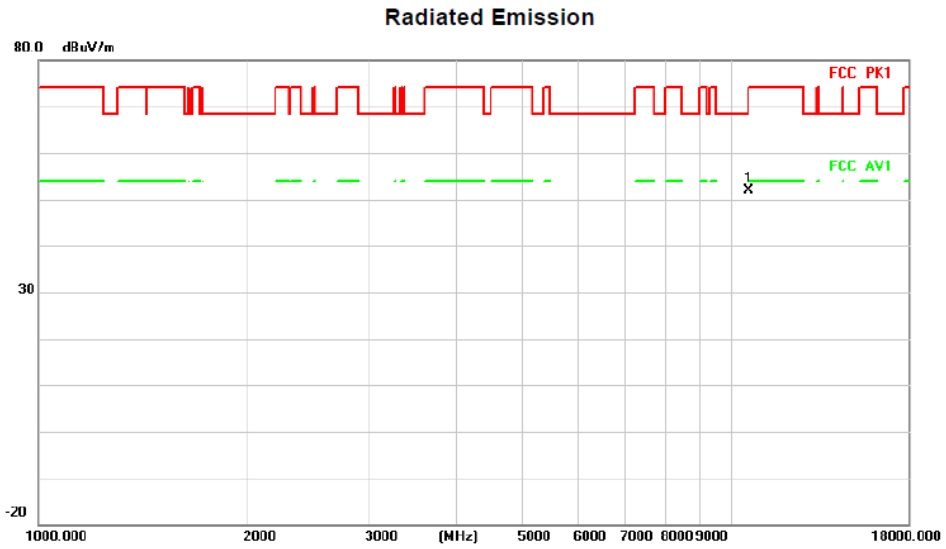

No.	Mk.	Freq.	Reading Level	Correct Factor	Measure-ment	Limit	Over	
		MHz	dBuV	dB/m	dBuV/m	dBuV/m	dB	Detector
1	*	10560.000	35.79	15.98	51.77	68.20	-16.43	peak

HORIZONTA

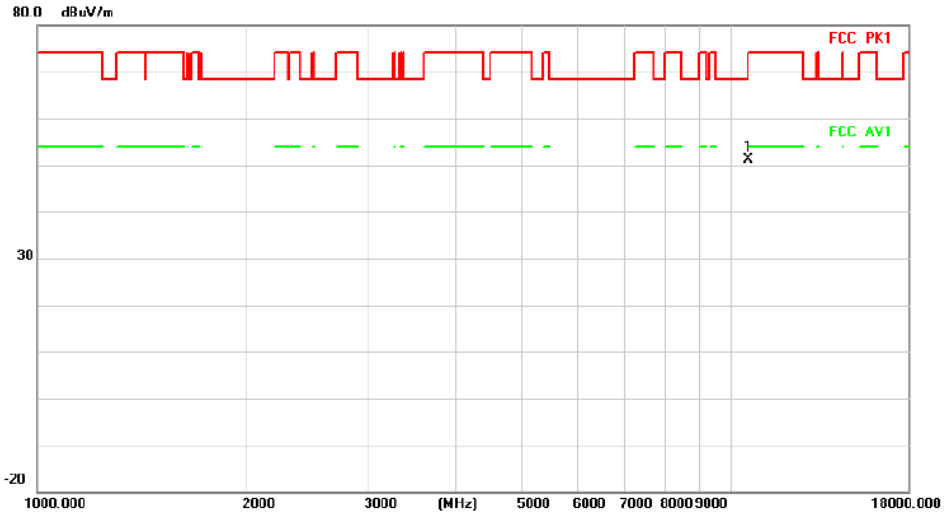

No.	Mk.	Freq.	Reading Level	Correct Factor	Measure-ment	Limit	Over	
		MHz	dBuV	dB/m	dBuV/m	dBuV/m	dB	Detector
1	*	10560.000	35.12	15.98	51.10	68.20	-17.10	peak

Above 1G (1GHz~18GHz)	Test mode: 11A-CDD	Test Channel:64

VERTICAL

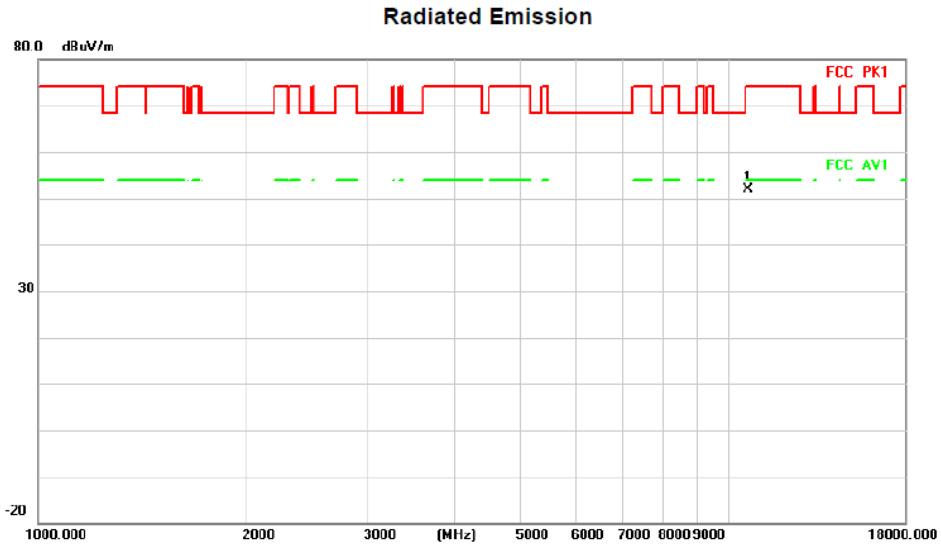

No.	Mk.	Freq.	Reading Level	Correct Factor	Measure-ment	Limit	Over	
		MHz	dBuV	dB/m	dBuV/m	dBuV/m	dB	Detector
1	*	10640.000	35.39	16.47	51.86	74.00	-22.14	peak

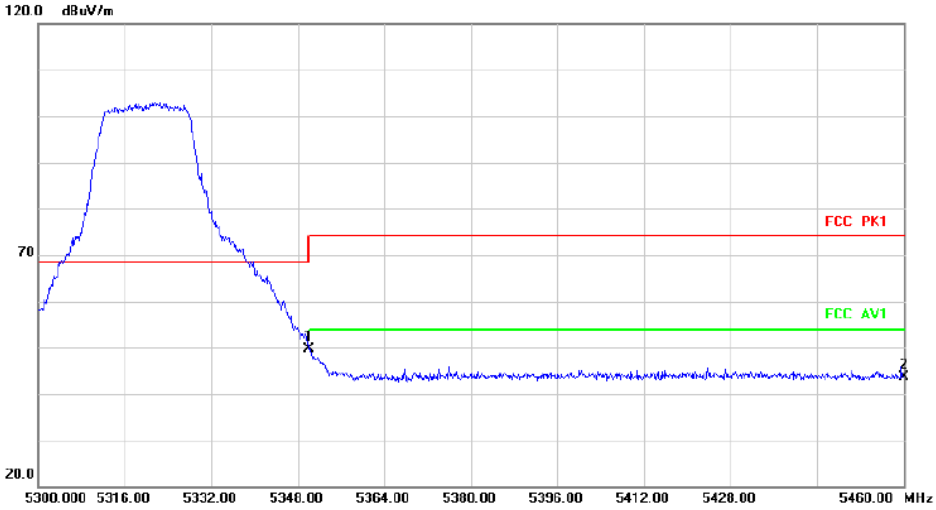

No.	Mk.	Freq.	Reading Level	Correct Factor	Measure-ment	Limit	Over	
		MHz	dBuV	dB/m	dBuV/m	dBuV/m	dB	Detector
1	*	5350.000	45.24	4.44	49.68	68.20	-18.52	peak
2		5460.000	39.01	4.51	43.52	68.20	-24.68	peak

HORIZONTA

Radiated Emission

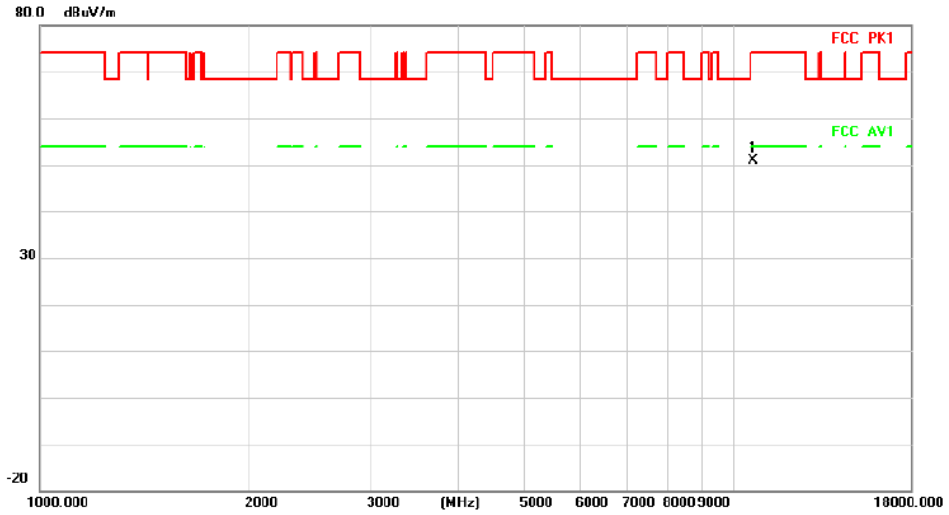

No.	Mk.	Freq.	Reading Level	Correct Factor	Measure-ment	Limit	Over	
		MHz	dBuV	dB/m	dBuV/m	dBuV/m	dB	Detector
1	*	10640.000	34.52	16.47	50.99	74.00	-23.01	peak

Radiated Emission

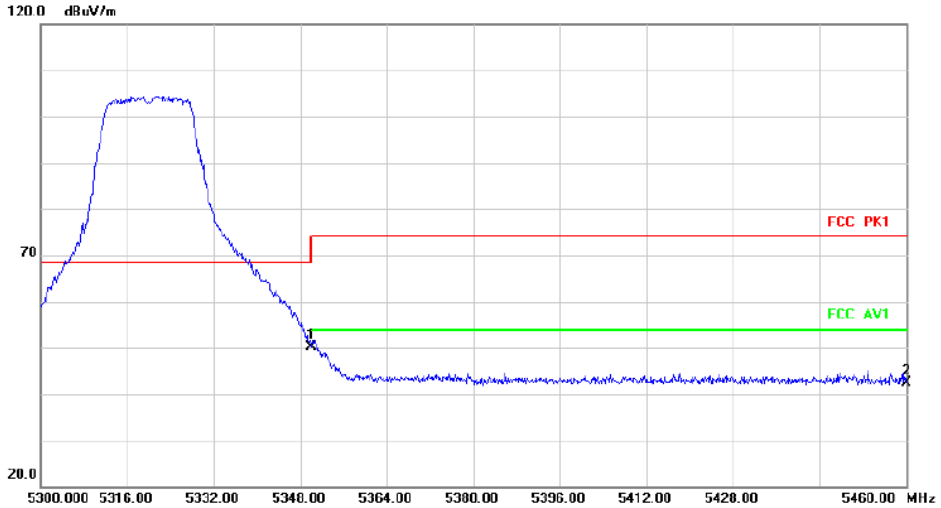

No.	Mk.	Freq.	Reading Level	Correct Factor	Measure-ment	Limit	Over	
		MHz	dBuV	dB/m	dBuV/m	dBuV/m	dB	Detector
1	*	5350.000	45.76	4.44	50.20	68.20	-18.00	peak
2		5460.000	37.88	4.51	42.39	68.20	-25.81	peak

Above 1G (1GHz~18GHz)	Test mode: 11A-CDD	Test Channel:100

VERTICAL

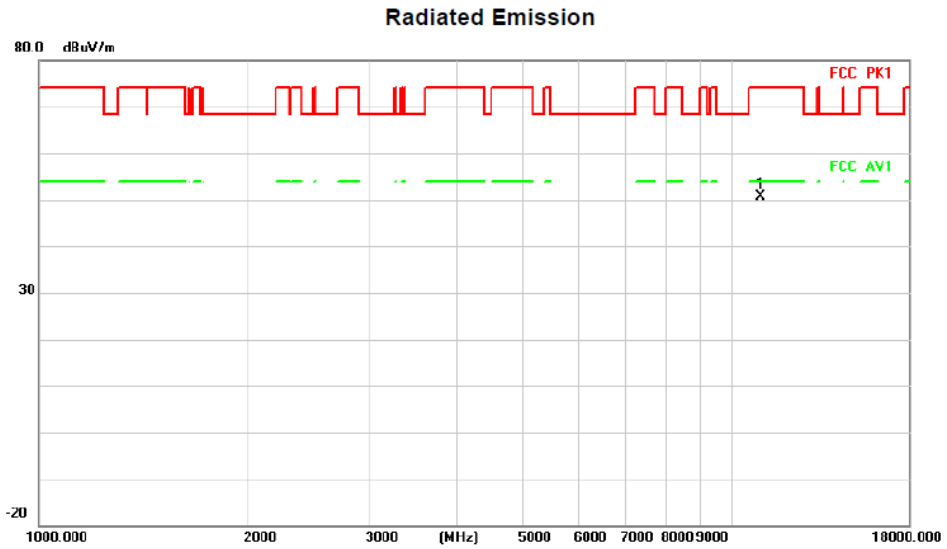

No.	Mk.	Freq.	Reading Level	Correct Factor	Measure-ment	Limit	Over	
		MHz	dBuV	dB/m	dBuV/m	dBuV/m	dB	Detector
1	*	11000.000	37.11	13.44	50.55	74.00	-23.45	peak

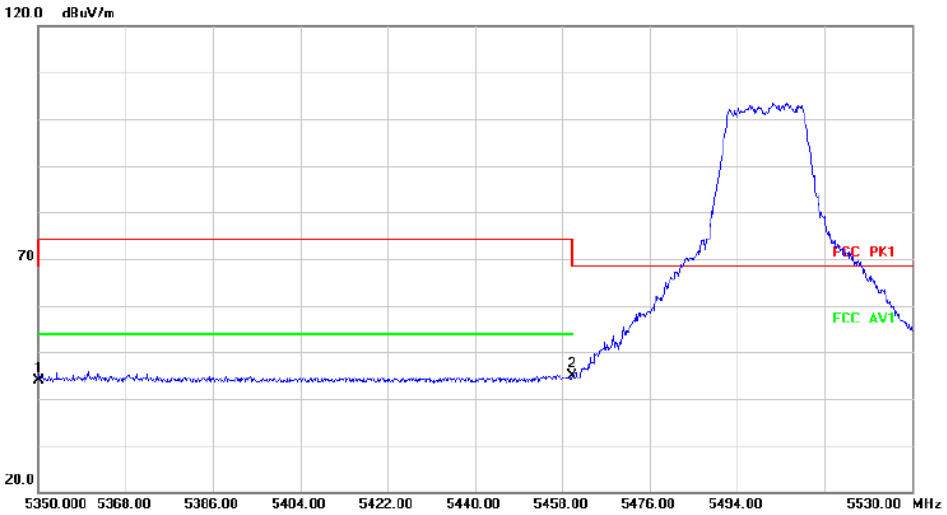

No.	Mk.	Freq.	Reading Level	Correct Factor	Measure-ment	Limit	Over	
		MHz	dBuV	dB/m	dBuV/m	dBuV/m	dB	Detector
1		5350.000	39.51	4.44	43.95	68.20	-24.25	peak
2	*	5460.000	40.30	4.51	44.81	68.20	-23.39	peak

HORIZONTA

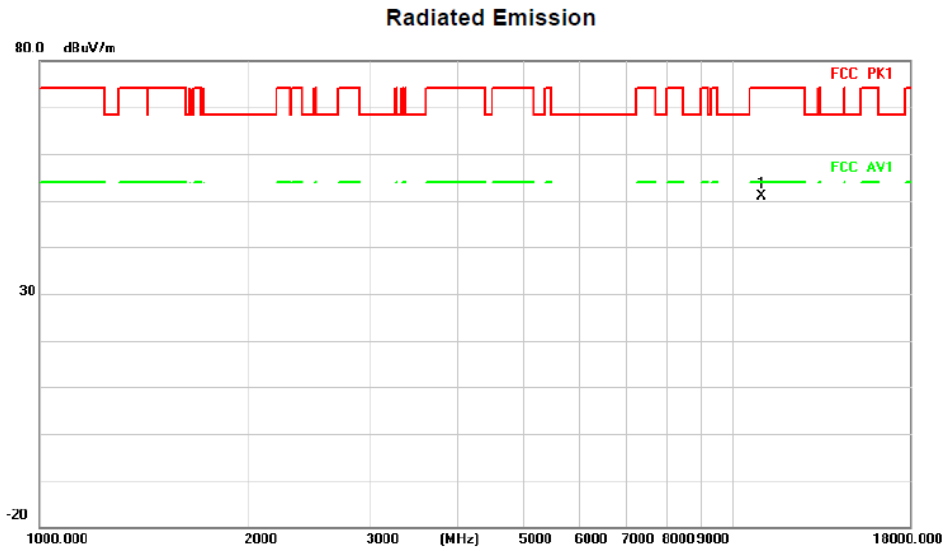

No.	Mk.	Freq.	Reading Level	Correct Factor	Measure-ment	Limit	Over	
		MHz	dBuV	dB/m	dBuV/m	dBuV/m	dB	Detector
1	*	11000.000	37.34	13.44	50.78	74.00	-23.22	peak

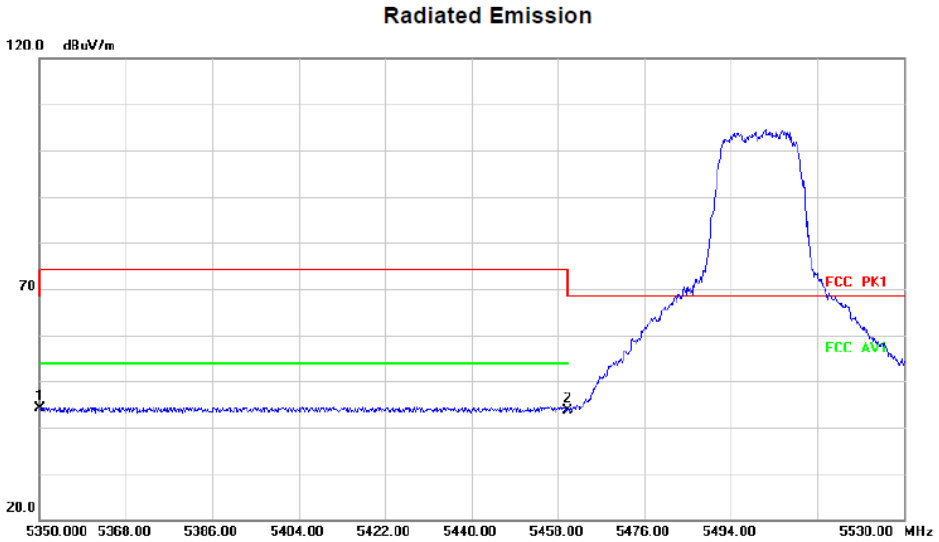

No.	Mk.	Freq.	Reading Level	Correct Factor	Measure-ment	Limit	Over	
		MHz	dBuV	dB/m	dBuV/m	dBuV/m	dB	Detector
1	*	5350.000	39.75	4.44	44.19	68.20	-24.01	peak
2		5460.000	39.09	4.51	43.60	68.20	-24.60	peak

Above 1G (1GHz~18GHz)	Test mode: 11A-CDD	Test Channel:116

VERTICAL

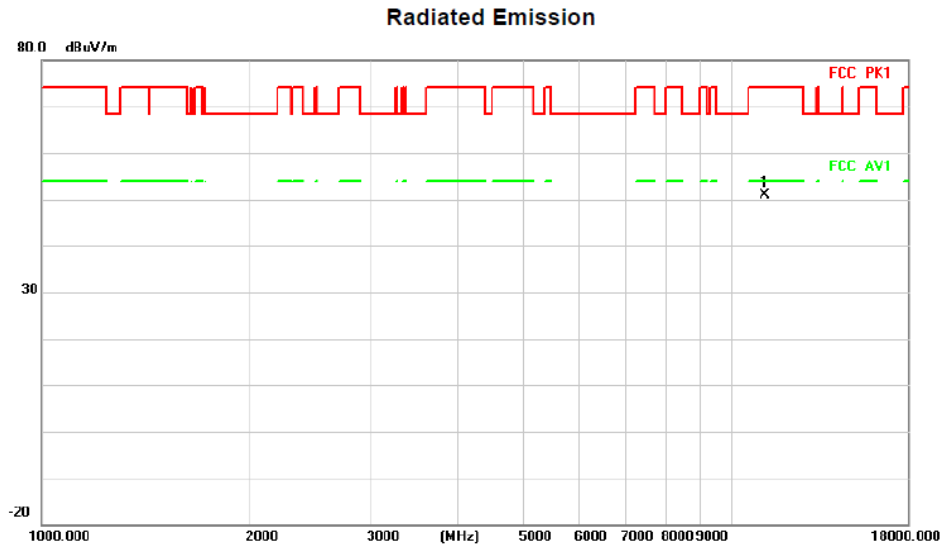

No.	Mk.	Freq.	Reading Level	Correct Factor	Measure-ment	Limit	Over	
		MHz	dBuV	dB/m	dBuV/m	dBuV/m	dB	Detector
1	*	11160.000	-7.91	58.77	50.86	74.00	-23.14	peak

HORIZONTA

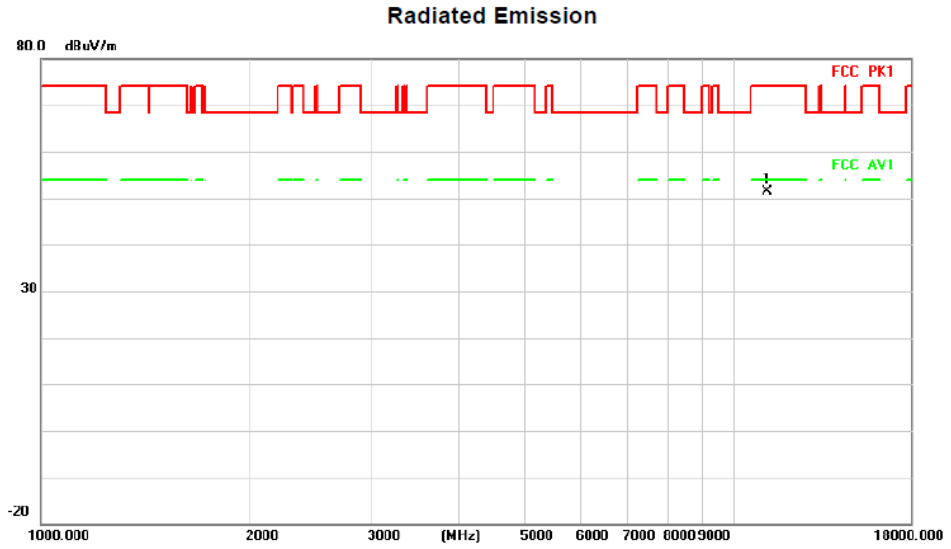

No.	Mk.	Freq.	Reading Level	Correct Factor	Measure-ment	Limit	Over	
		MHz	dBuV	dB/m	dBuV/m	dBuV/m	dB	Detector
1	*	11160.000	-7.41	58.77	51.36	74.00	-22.64	peak

Above 1G (1GHz~18GHz)	Test mode: 11A-CDD	Test Channel:140

VERTICAL

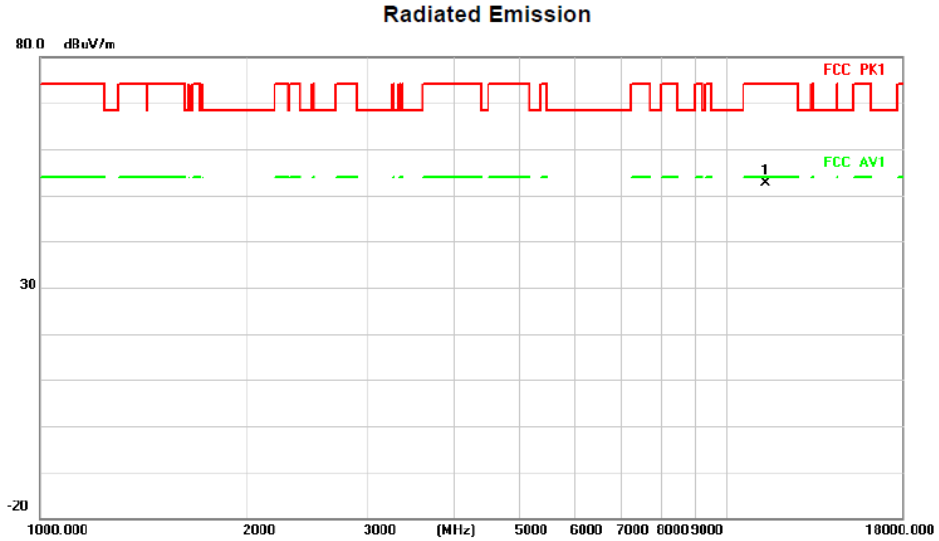

No.	Mk.	Freq.	Reading Level	Correct Factor	Measure-ment	Limit	Over	
		MHz	dBuV	dB/m	dBuV/m	dBuV/m	dB	Detector
1	*	11400.000	-6.36	59.06	52.70	74.00	-21.30	peak

HORIZONTA

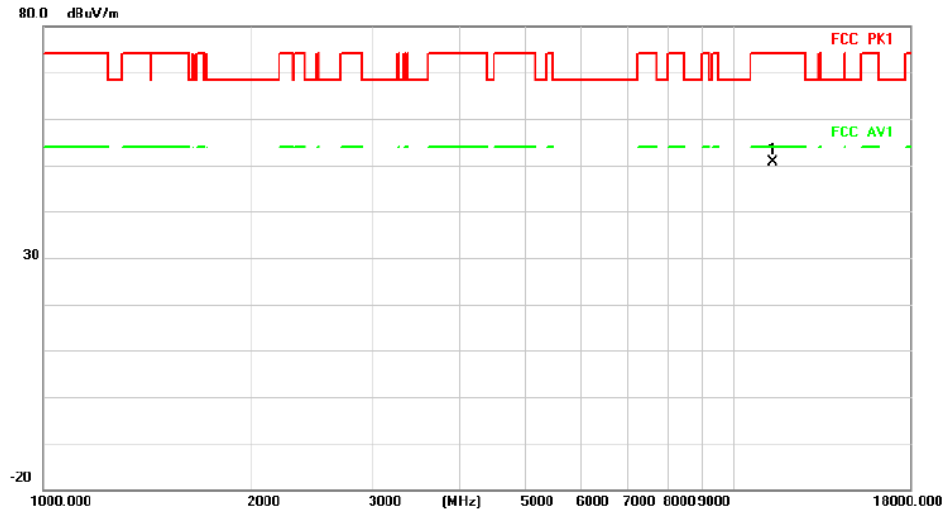

No.	Mk.	Freq.	Reading Level	Correct Factor	Measure-ment	Limit	Over	
		MHz	dBuV	dB/m	dBuV/m	dBuV/m	dB	Detector
1	*	11400.000	-8.39	59.06	50.67	74.00	-23.33	peak

Above 1G (1GHz~18GHz)	Test mode: 11A-CDD	Test Channel:149

VERTICAL

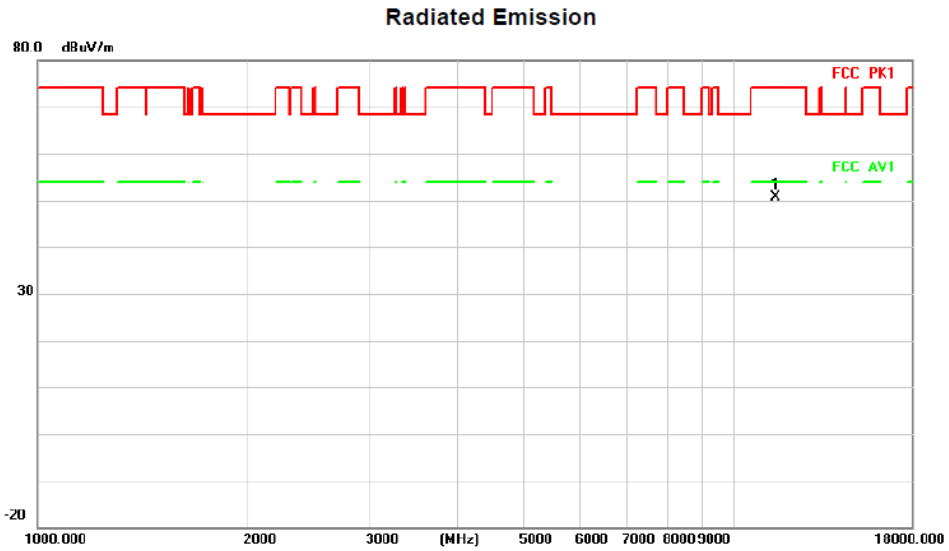

No.	Mk.	Freq.	Reading Level	Correct Factor	Measure-ment	Limit	Over	
		MHz	dBuV	dB/m	dBuV/m	dBuV/m	dB	Detector
1	*	11490.000	-8.65	59.26	50.61	74.00	-23.39	peak

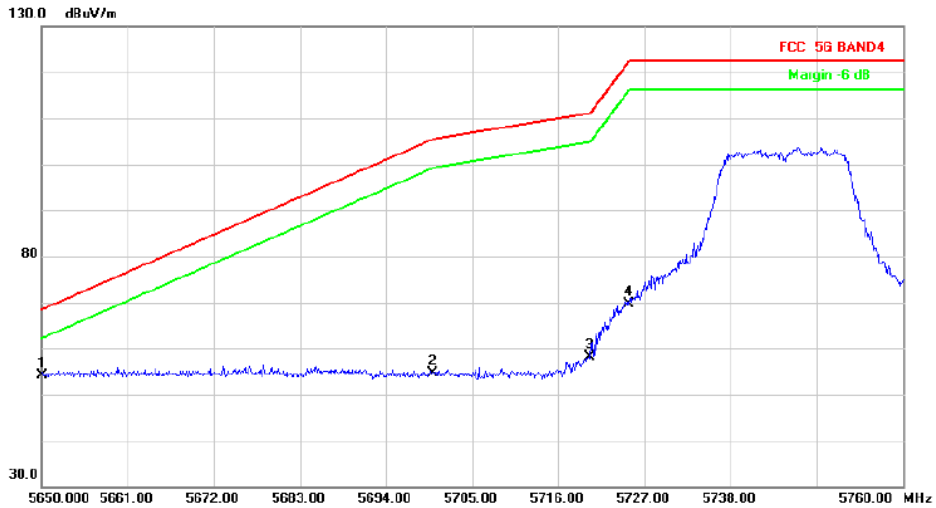

No.	Mk.	Freq.	Reading Level	Correct Factor	Measure-ment	Limit	Over	
		MHz	dBuV	dB/m	dBuV/m	dBuV/m	dB	Detector
1	*	5650.000	49.12	5.12	54.24	68.20	-13.96	peak
2		5700.000	49.11	5.46	54.57	105.20	-50.63	peak
3		5720.000	52.73	5.33	58.06	110.80	-52.74	peak
4		5725.000	64.42	5.30	69.72	122.20	-52.48	peak

HORIZONTA

Radiated Emission

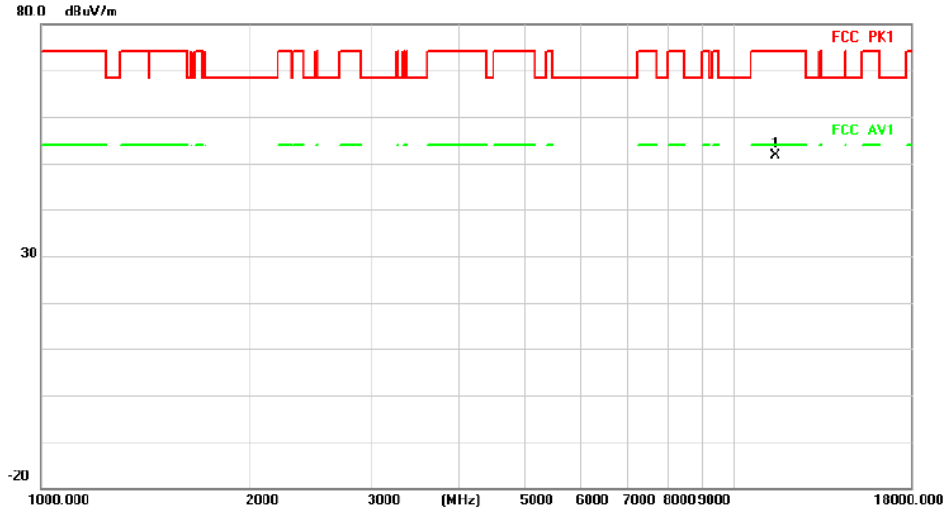

No.	Mk.	Freq.	Reading Level	Correct Factor	Measure-ment	Limit	Over	
		MHz	dBuV	dB/m	dBuV/m	dBuV/m	dB	Detector
1	*	11490.000	-7.75	59.26	51.51	74.00	-22.49	peak

Radiated Emission

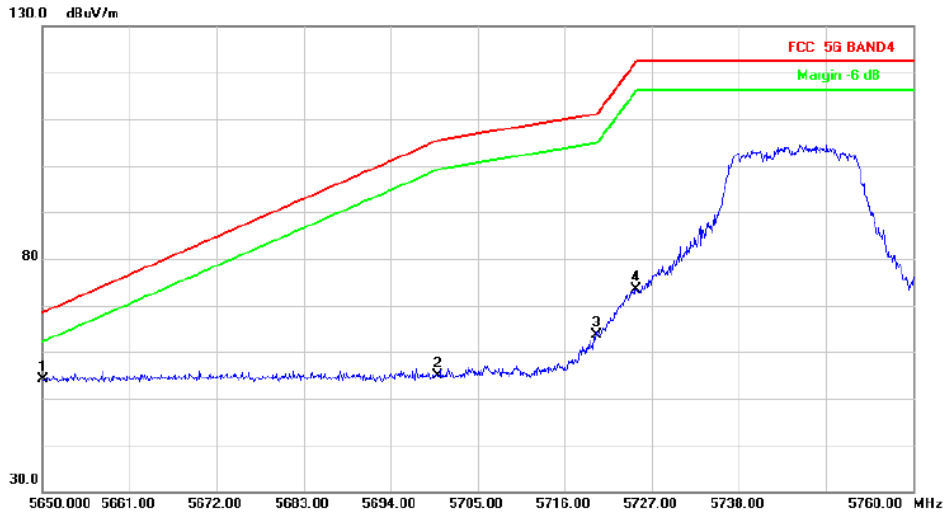

No.	Mk.	Freq.	Reading Level	Correct Factor	Measure-ment	Limit	Over	
		MHz	dBuV	dB/m	dBuV/m	dBuV/m	dB	Detector
1	*	5650.000	49.00	5.12	54.12	68.20	-14.08	peak
2		5700.000	49.34	5.46	54.80	105.20	-50.40	peak
3		5720.000	58.22	5.33	63.55	110.80	-47.25	peak
4		5725.000	68.17	5.30	73.47	122.20	-48.73	peak

Above 1G (1GHz~18GHz)	Test mode: 11A-CDD	Test Channel:157

VERTICAL

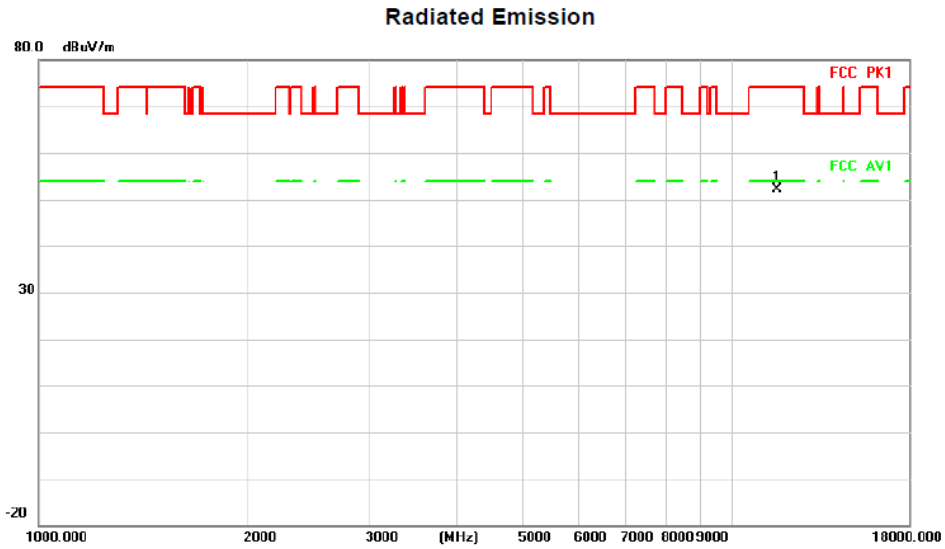

No.	Mk.	Freq.	Reading Level	Correct Factor	Measure-ment	Limit	Over	
		MHz	dBuV	dB/m	dBuV/m	dBuV/m	dB	Detector
1	*	11570.000	-6.94	58.95	52.01	74.00	-21.99	peak

HORIZONTA

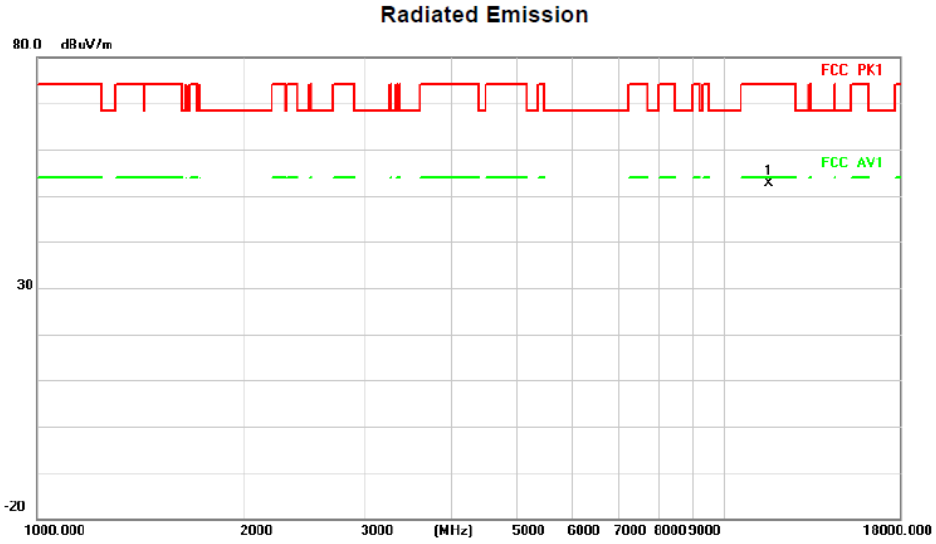

No.	Mk.	Freq.	Reading Level	Correct Factor	Measure-ment	Limit	Over	
		MHz	dBuV	dB/m	dBuV/m	dBuV/m	dB	Detector
1	*	11570.000	-6.23	58.95	52.72	74.00	-21.28	peak

Above 1G (1GHz~18GHz)	Test mode: 11A-CDD	Test Channel:165

VERTICAL

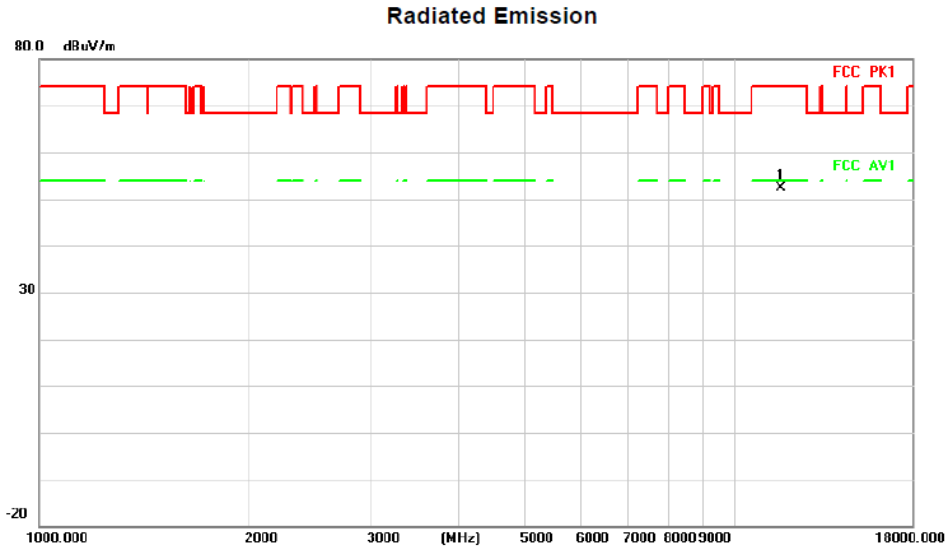

No.	Mk.	Freq.	Reading Level	Correct Factor	Measure-ment	Limit	Over	
		MHz	dBuV	dB/m	dBuV/m	dBuV/m	dB	Detector
1	*	11650.000	-6.13	58.62	52.49	74.00	-21.51	peak

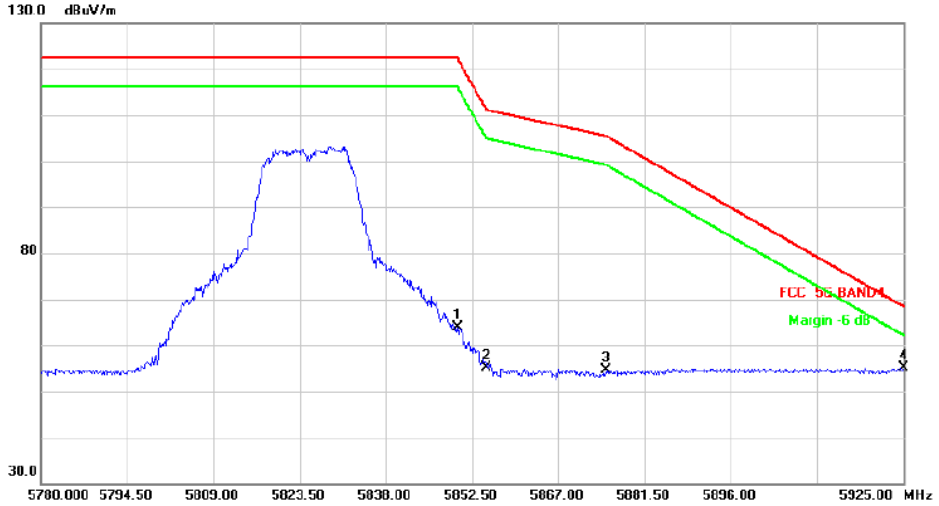

No.	Mk.	Freq.	Reading Level	Correct Factor	Measure-ment	Limit	Over	
		MHz	dBuV	dB/m	dBuV/m	dBuV/m	dB	Detector
1		5850.000	58.62	5.18	63.80	122.20	-58.40	peak
2		5855.000	49.81	5.25	55.06	110.80	-55.74	peak
3		5875.000	49.08	5.51	54.59	105.20	-50.61	peak
4	*	5925.000	48.88	6.28	55.16	68.20	-13.04	peak

HORIZONTA

Radiated Emission

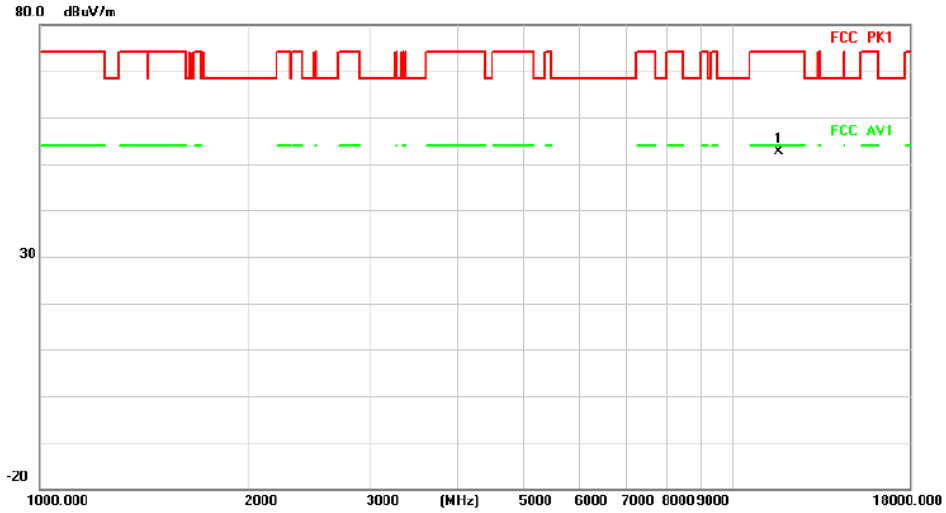

No.	Mk.	Freq.	Reading Level	Correct Factor	Measure-ment	Limit	Over	
		MHz	dBuV	dB/m	dBuV/m	dBuV/m	dB	Detector
1	*	11650.000	-6.02	58.62	52.60	74.00	-21.40	peak

Radiated Emission

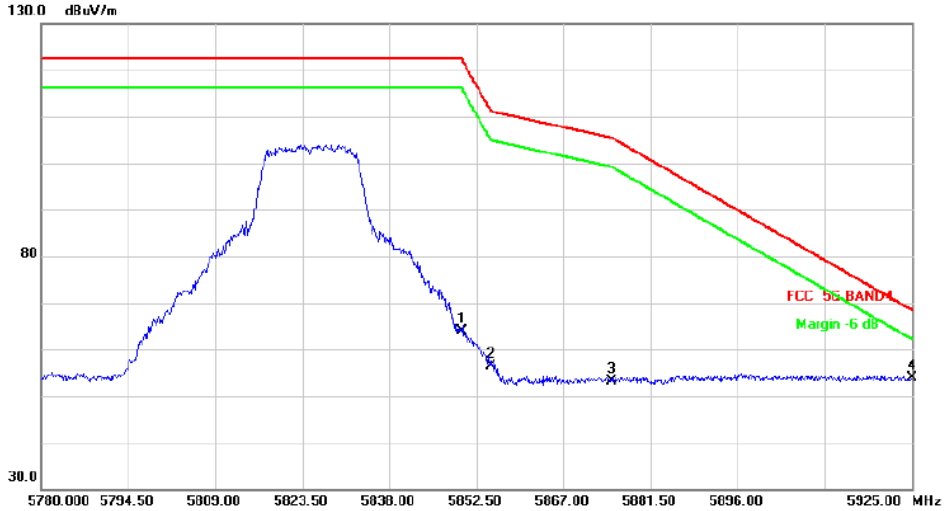

No.	Mk.	Freq.	Reading Level	Correct Factor	Measure-ment	Limit	Over	
		MHz	dBuV	dB/m	dBuV/m	dBuV/m	dB	Detector
1		5850.000	58.61	5.18	63.79	122.20	-58.41	peak
2		5855.000	51.20	5.25	56.45	110.80	-54.35	peak
3		5875.000	47.68	5.51	53.19	105.20	-52.01	peak
4	*	5925.000	47.66	6.28	53.94	68.20	-14.26	peak

Above 1G (1GHz~18GHz)	Test mode: 11N20MIMO	Test Channel:36

VERTICAL

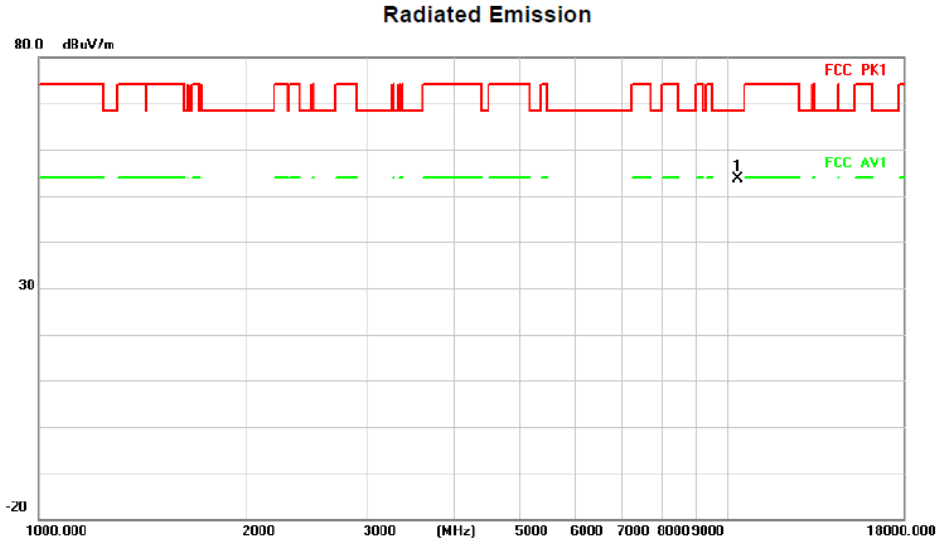

No.	Mk.	Freq.	Reading Level	Correct Factor	Measure-ment	Limit	Over	
		MHz	dBuV	dB/m	dBuV/m	dBuV/m	dB	Detector
1	*	10360.000	46.59	7.05	53.64	68.20	-14.56	peak

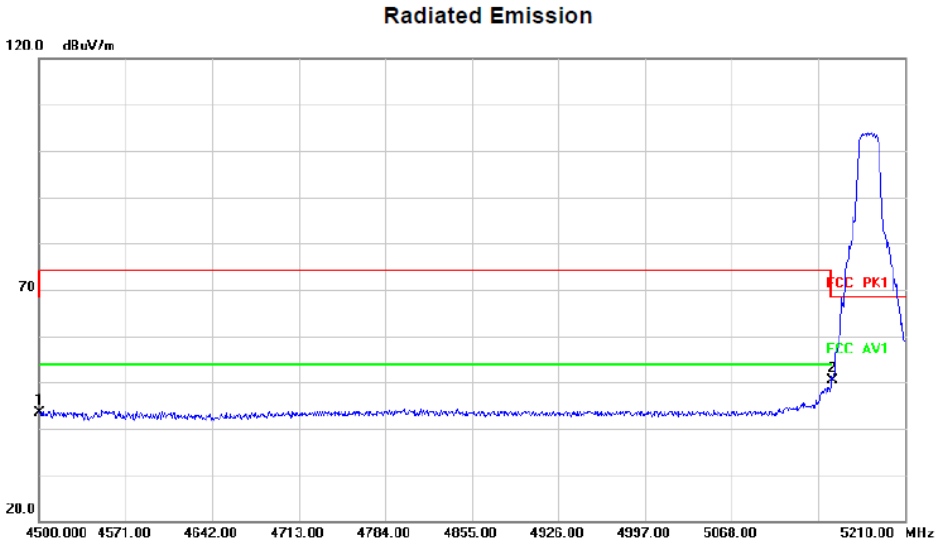

No.	Mk.	Freq.	Reading Level	Correct Factor	Measure-ment	Limit	Over	
		MHz	dBuV	dB/m	dBuV/m	dBuV/m	dB	Detector
1		4500.000	39.60	3.85	43.45	68.20	-24.75	peak
2	*	5151.000	44.73	5.61	50.34	68.20	-17.86	peak

HORIZONTA

Radiated Emission

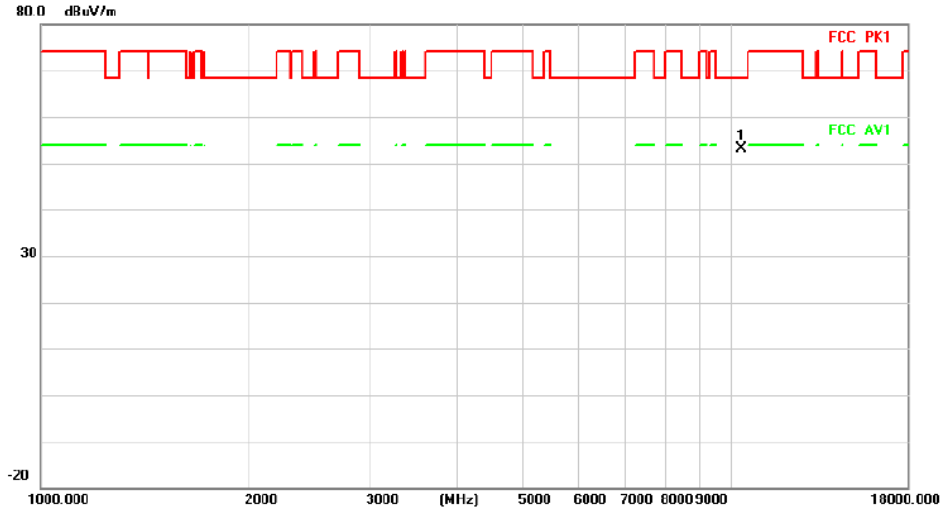

No.	Mk.	Freq.	Reading Level	Correct Factor	Measure-ment	Limit	Over	
		MHz	dBuV	dB/m	dBuV/m	dBuV/m	dB	Detector
1	*	10360.000	46.13	7.05	53.18	68.20	-15.02	peak

Radiated Emission

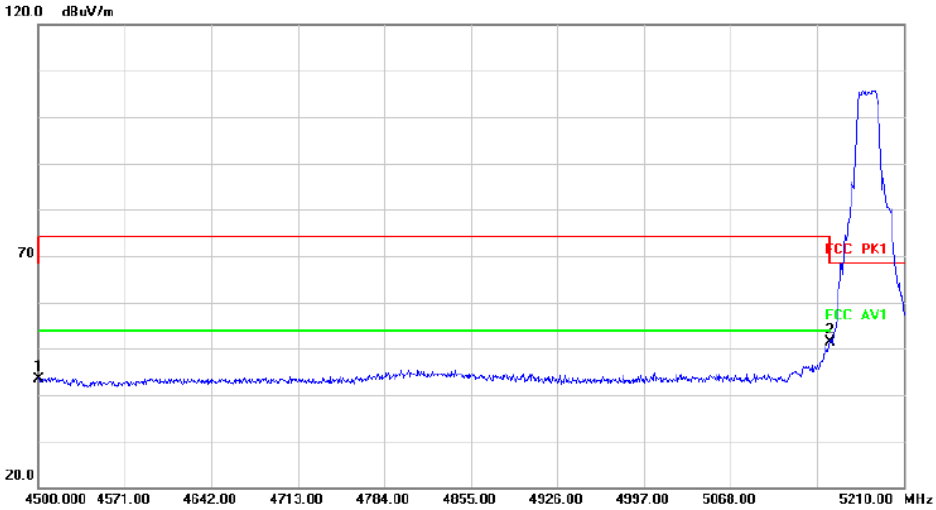

No.	Mk.	Freq.	Reading Level	Correct Factor	Measure-ment	Limit	Over	
		MHz	dBuV	dB/m	dBuV/m	dBuV/m	dB	Detector
1		4500.000	39.60	3.85	43.45	68.20	-24.75	peak
2	*	5150.000	45.87	5.62	51.49	68.20	-16.71	peak

Above 1G (1GHz~18GHz)	Test mode: 11N20MIMO	Test Channel:40

VERTICAL

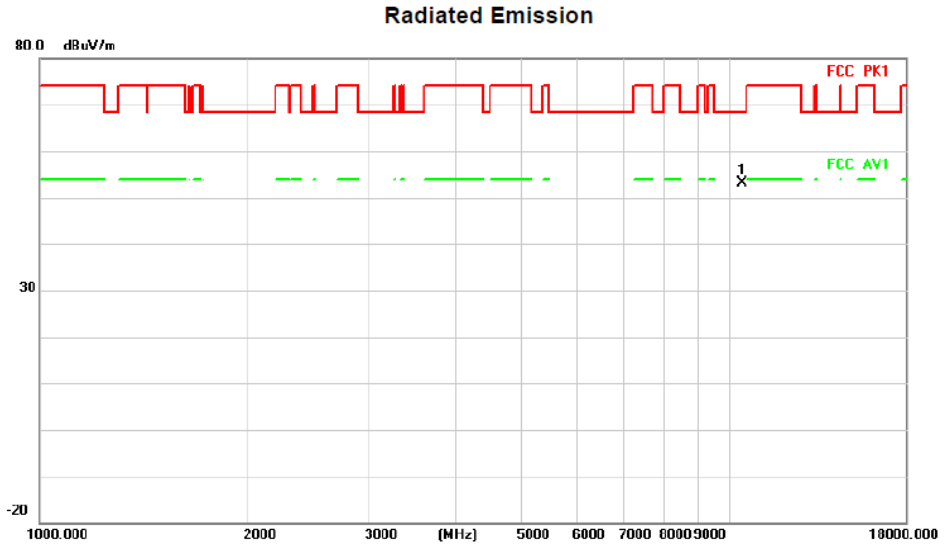

No.	Mk.	Freq.	Reading Level	Correct Factor	Measure-ment	Limit	Over	
		MHz	dBuV	dB/m	dBuV/m	dBuV/m	dB	Detector
1	*	10400.000	46.67	6.55	53.22	68.20	-14.98	peak

HORIZONTA

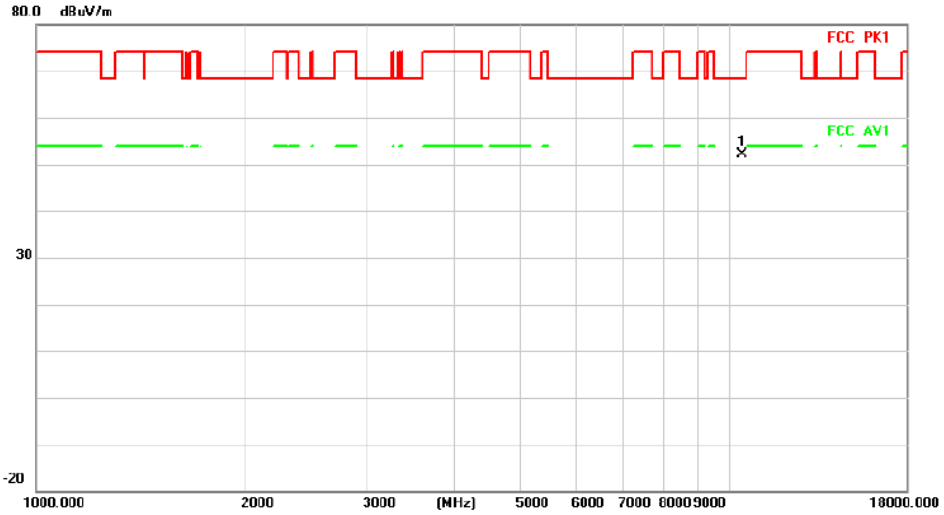

No.	Mk.	Freq.	Reading Level	Correct Factor	Measure-ment	Limit	Over	
		MHz	dBuV	dB/m	dBuV/m	dBuV/m	dB	Detector
1	*	10400.000	45.49	6.55	52.04	68.20	-16.16	peak

Above 1G (1GHz~18GHz)	Test mode: 11N20MIMO	Test Channel:48

VERTICAL

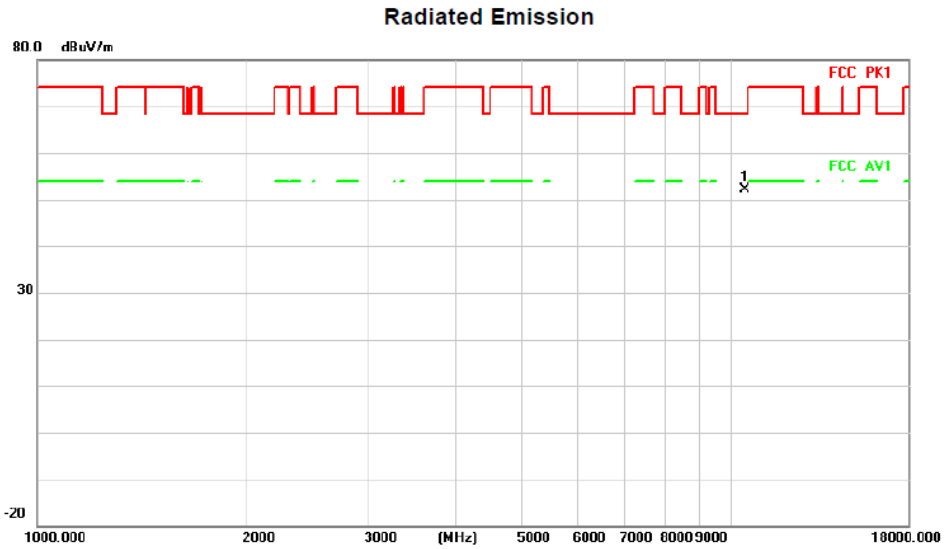

No.	Mk.	Freq.	Reading Level	Correct Factor	Measure-ment	Limit	Over	
		MHz	dBuV	dB/m	dBuV/m	dBuV/m	dB	Detector
1	*	10480.000	45.55	6.47	52.02	68.20	-16.18	peak

HORIZONTA

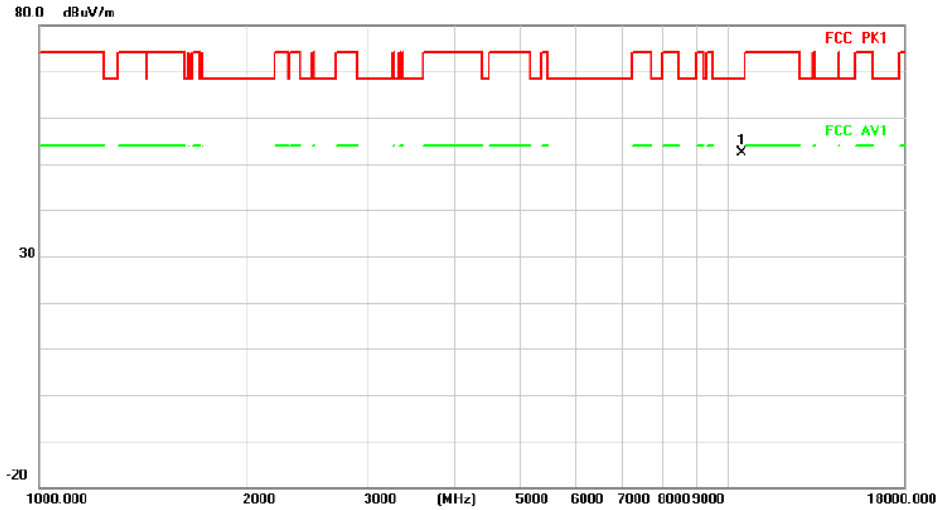

No.	Mk.	Freq.	Reading Level	Correct Factor	Measure-ment	Limit	Over	
		MHz	dBuV	dB/m	dBuV/m	dBuV/m	dB	Detector
1	*	10480.000	45.99	6.47	52.46	68.20	-15.74	peak

Above 1G (1GHz~18GHz)	Test mode: 11N20MIMO	Test Channel:52

VERTICAL

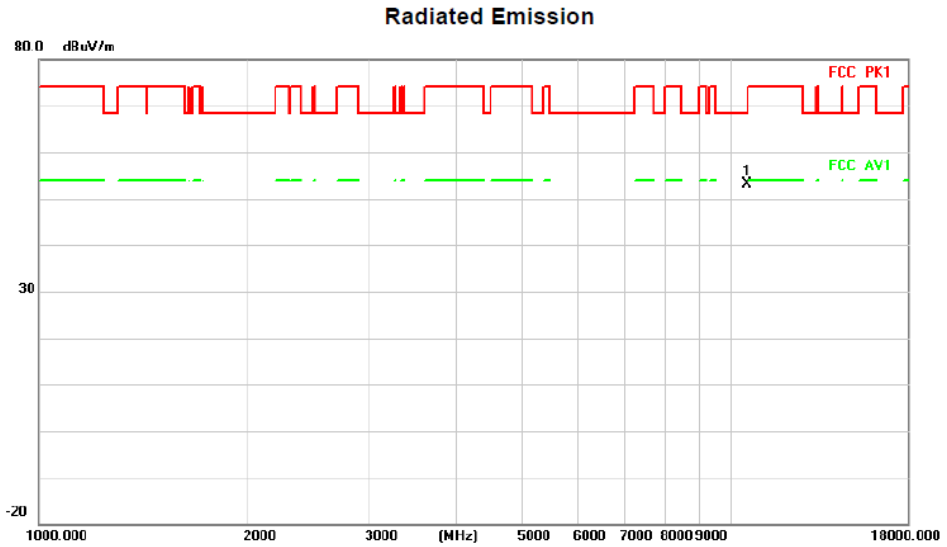

No.	Mk.	Freq.	Reading Level	Correct Factor	Measure-ment	Limit	Over	
		MHz	dBuV	dB/m	dBuV/m	dBuV/m	dB	Detector
1	*	10520.000	46.82	6.30	53.12	68.20	-15.08	peak

HORIZONTA

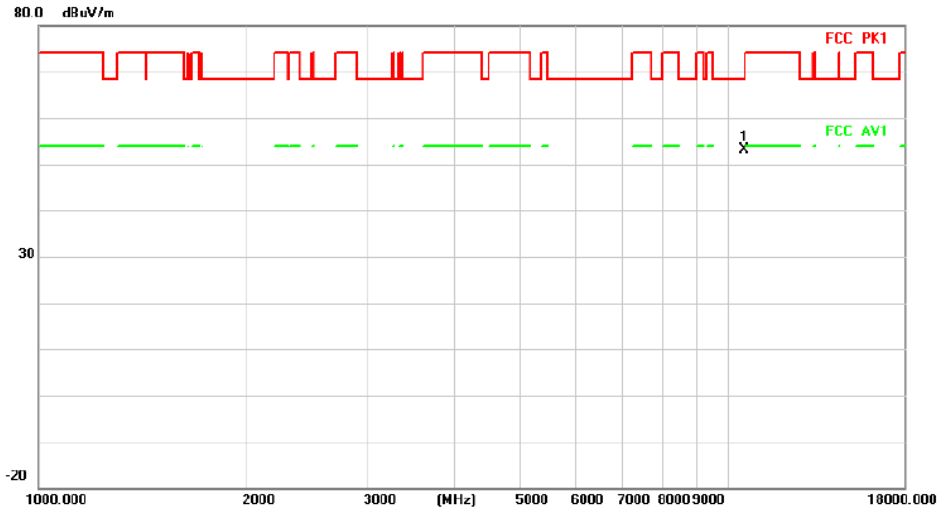

No.	Mk.	Freq.	Reading Level	Correct Factor	Measure-ment	Limit	Over	
		MHz	dBuV	dB/m	dBuV/m	dBuV/m	dB	Detector
1	*	10520.000	46.86	6.30	53.16	68.20	-15.04	peak

Above 1G (1GHz~18GHz)	Test mode: 11N20MIMO	Test Channel:56

VERTICAL

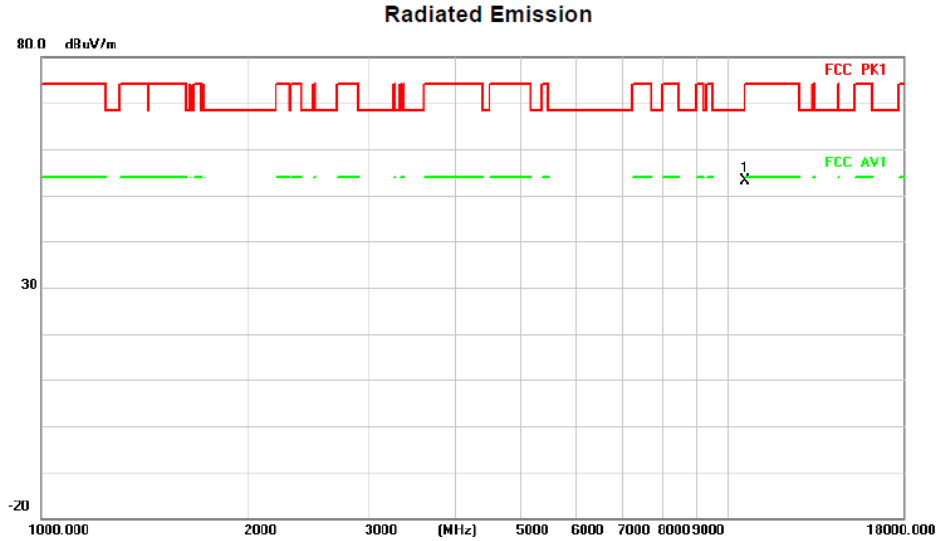

No.	Mk.	Freq.	Reading Level	Correct Factor	Measure-ment	Limit	Over	
		MHz	dBuV	dB/m	dBuV/m	dBuV/m	dB	Detector
1	*	10560.000	47.09	5.98	53.07	68.20	-15.13	peak

HORIZONTA

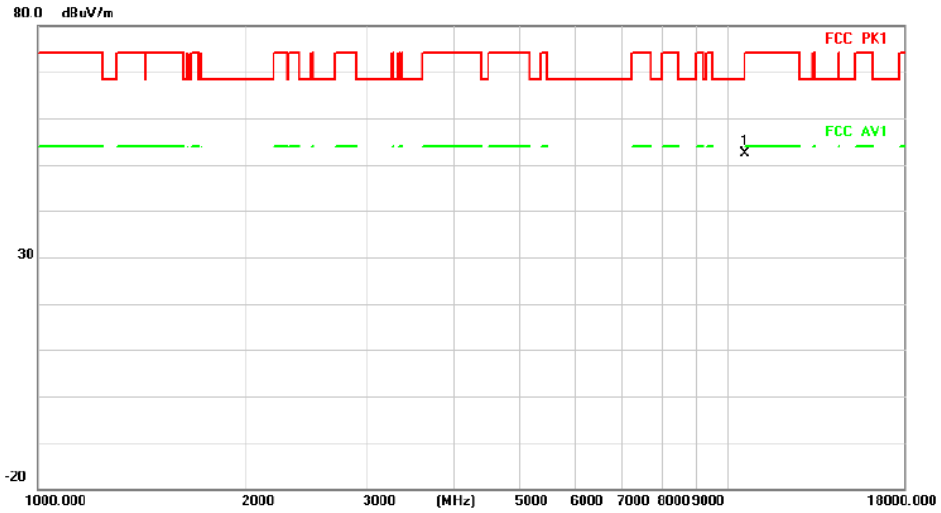

No.	Mk.	Freq.	Reading Level	Correct Factor	Measure-ment	Limit	Over	
		MHz	dBuV	dB/m	dBuV/m	dBuV/m	dB	Detector
1	*	10560.000	46.46	5.98	52.44	68.20	-15.76	peak

Above 1G (1GHz~18GHz)	Test mode: 11N20MIMO	Test Channel:64

VERTICAL

Radiated Emission

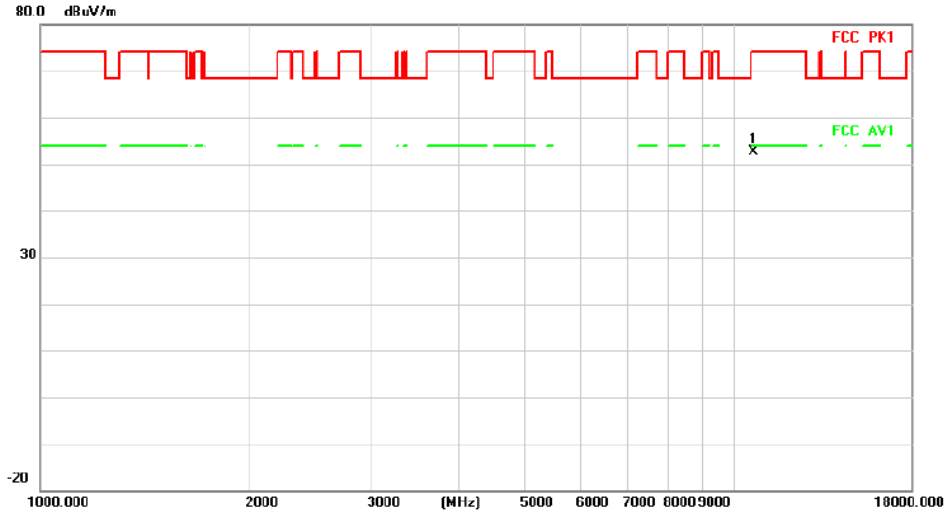

No.	Mk.	Freq.	Reading Level	Correct Factor	Measure-ment	Limit	Over	
		MHz	dBuV	dB/m	dBuV/m	dBuV/m	dB	Detector
1	*	10640.000	46.21	6.47	52.68	74.00	-21.32	peak

Radiated Emission

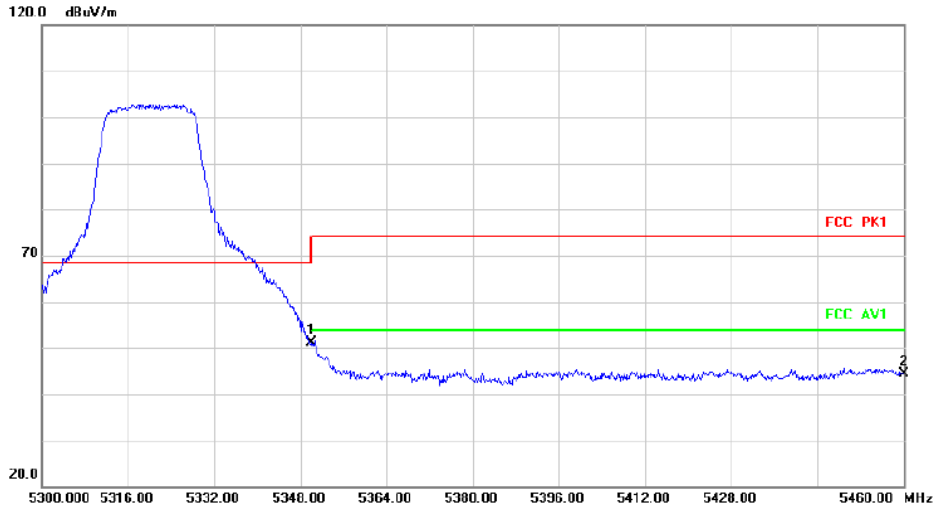

No.	Mk.	Freq.	Reading Level	Correct Factor	Measure-ment	Limit	Over	
		MHz	dBuV	dB/m	dBuV/m	dBuV/m	dB	Detector
1	*	5350.000	46.65	4.44	51.09	68.20	-17.11	peak
2		5460.000	39.97	4.51	44.48	68.20	-23.72	peak

HORIZONTA

Radiated Emission

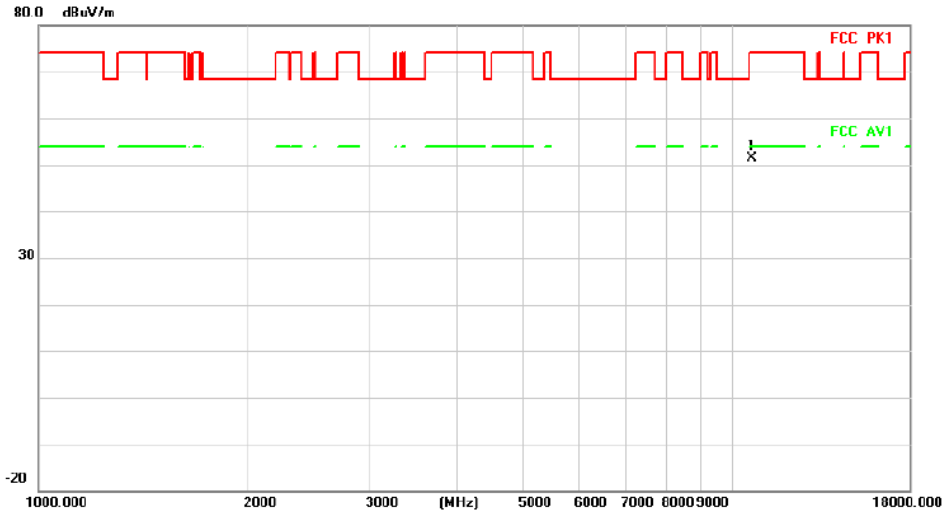

No.	Mk.	Freq.	Reading Level	Correct Factor	Measure-ment	Limit	Over	
		MHz	dBuV	dB/m	dBuV/m	dBuV/m	dB	Detector
1	*	10640.000	44.91	6.47	51.38	74.00	-22.62	peak

Radiated Emission

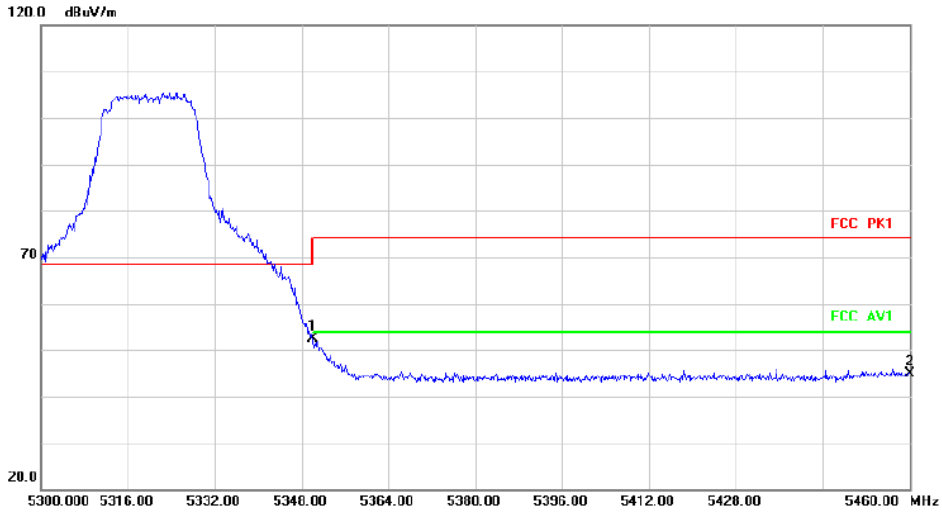

No.	Mk.	Freq.	Reading Level	Correct Factor	Measure-ment	Limit	Over	
		MHz	dBuV	dB/m	dBuV/m	dBuV/m	dB	Detector
1	*	5350.000	47.82	4.44	52.26	68.20	-15.94	peak
2		5460.000	40.38	4.51	44.89	68.20	-23.31	peak

Above 1G (1GHz~18GHz)	Test mode: 11N20MIMO	Test Channel:100

VERTICAL

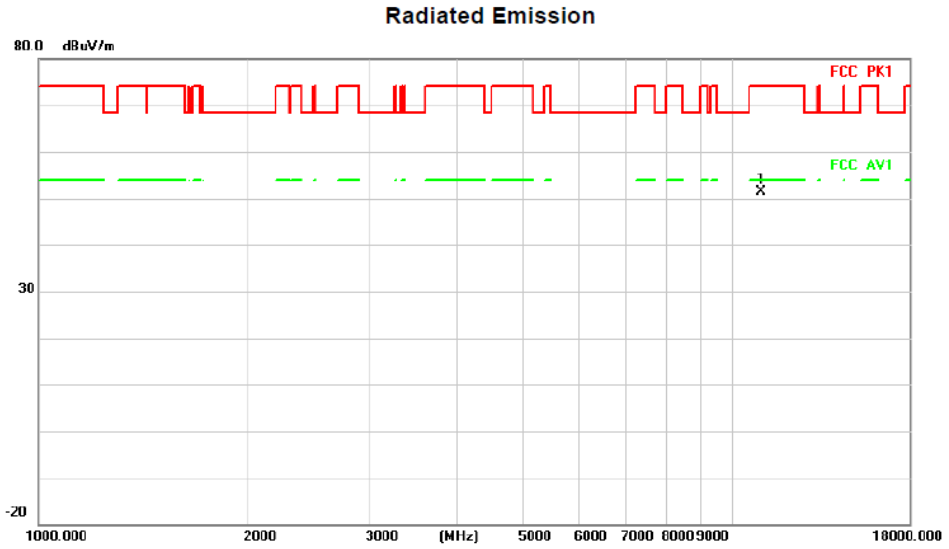

No.	Mk.	Freq.	Reading Level	Correct Factor	Measure-ment	Limit	Over	
		MHz	dBuV	dB/m	dBuV/m	dBuV/m	dB	Detector
1	*	11000.000	47.94	3.44	51.38	74.00	-22.62	peak

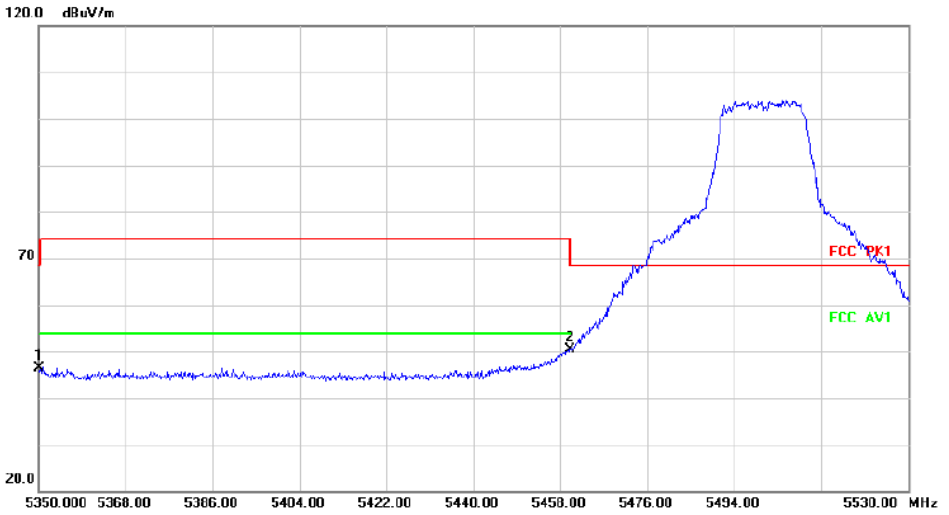

No.	Mk.	Freq.	Reading Level	Correct Factor	Measure-ment	Limit	Over	
		MHz	dBuV	dB/m	dBuV/m	dBuV/m	dB	Detector
1		5350.000	41.89	4.44	46.33	68.20	-21.87	peak
2	*	5460.000	45.96	4.51	50.47	68.20	-17.73	peak

HORIZONTA

Radiated Emission

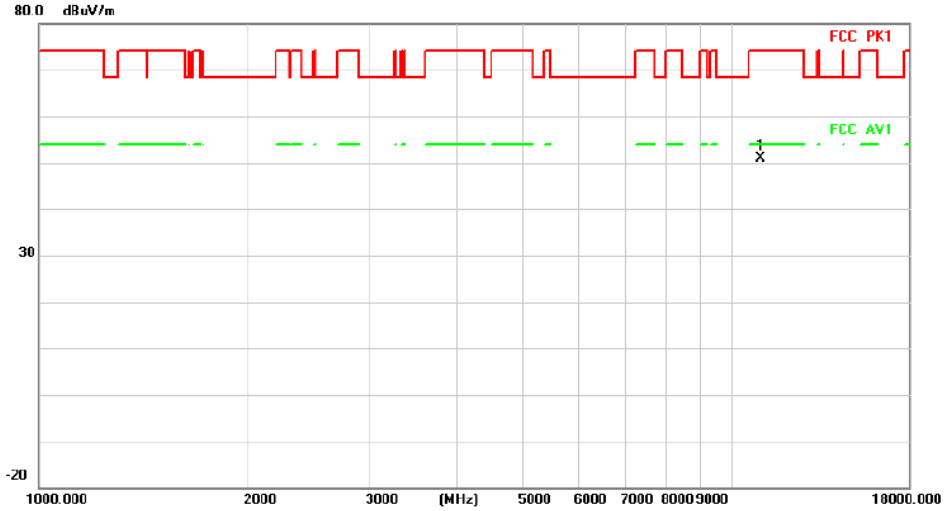

No.	Mk.	Freq.	Reading Level	Correct Factor	Measure-ment	Limit	Over	
		MHz	dBuV	dB/m	dBuV/m	dBuV/m	dB	Detector
1	*	11000.000	47.44	3.44	50.88	74.00	-23.12	peak

Radiated Emission

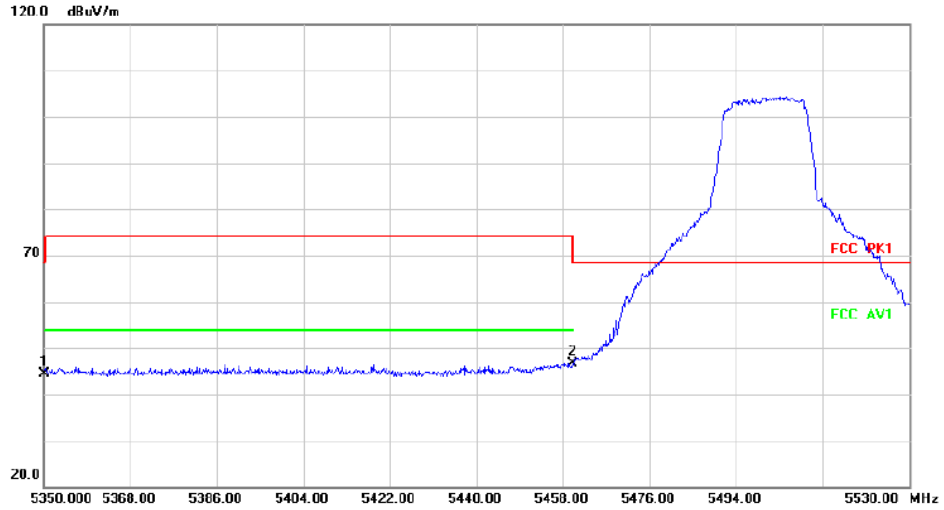

No.	Mk.	Freq.	Reading Level	Correct Factor	Measure-ment	Limit	Over	
		MHz	dBuV	dB/m	dBuV/m	dBuV/m	dB	Detector
1		5350.000	39.88	4.44	44.32	68.20	-23.88	peak
2	*	5460.000	42.20	4.51	46.71	68.20	-21.49	peak

Above 1G (1GHz~18GHz)	Test mode: 11N20MIMO	Test Channel:116

VERTICAL

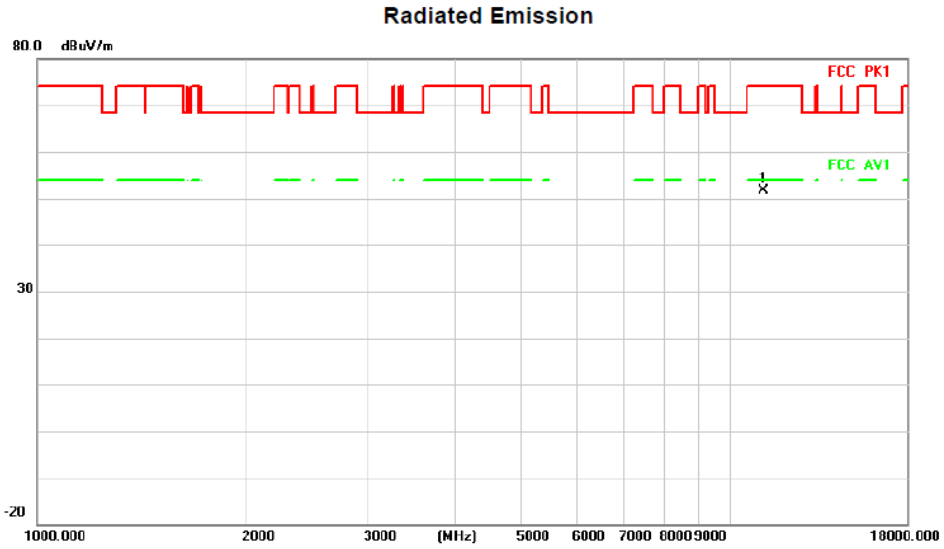

No.	Mk.	Freq.	Reading Level	Correct Factor	Measure-ment	Limit	Over	
		MHz	dBuV	dB/m	dBuV/m	dBuV/m	dB	Detector
1	*	11160.000	2.76	48.77	51.53	74.00	-22.47	peak

HORIZONTA

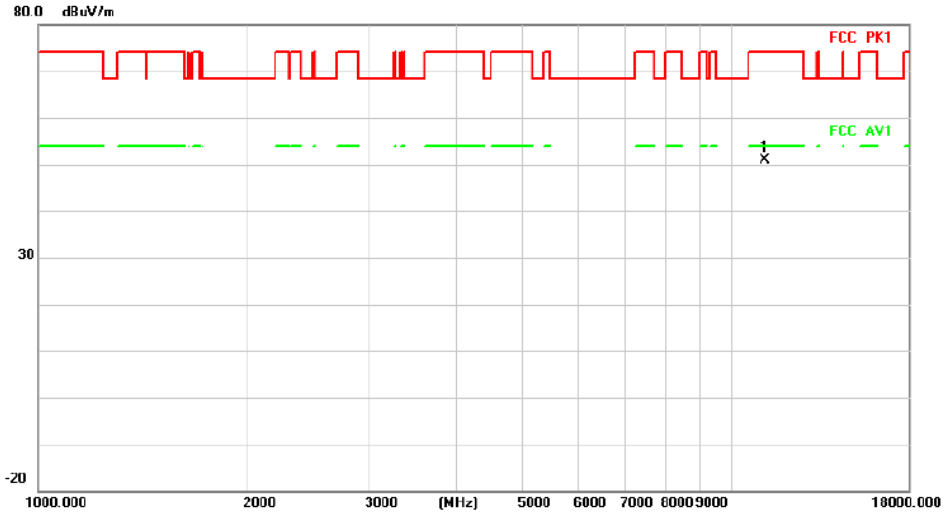

No.	Mk.	Freq.	Reading Level	Correct Factor	Measure-ment	Limit	Over	
		MHz	dBuV	dB/m	dBuV/m	dBuV/m	dB	Detector
1	*	11160.000	2.02	48.77	50.79	74.00	-23.21	peak

Above 1G (1GHz~18GHz)	Test mode: 11N20MIMO	Test Channel:140

VERTICAL

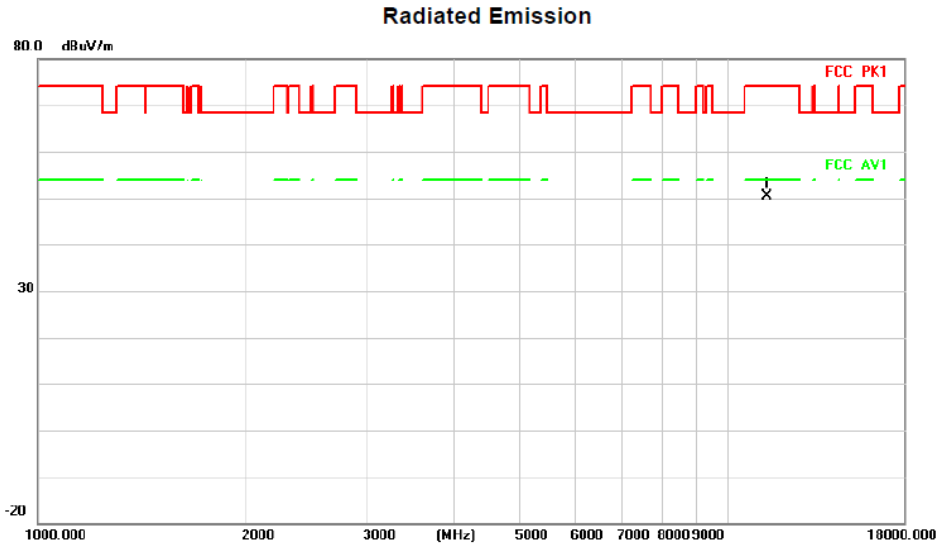

No.	Mk.	Freq.	Reading Level	Correct Factor	Measure-ment	Limit	Over	
		MHz	dBuV	dB/m	dBuV/m	dBuV/m	dB	Detector
1	*	11400.000	1.27	49.06	50.33	74.00	-23.67	peak

HORIZONTA

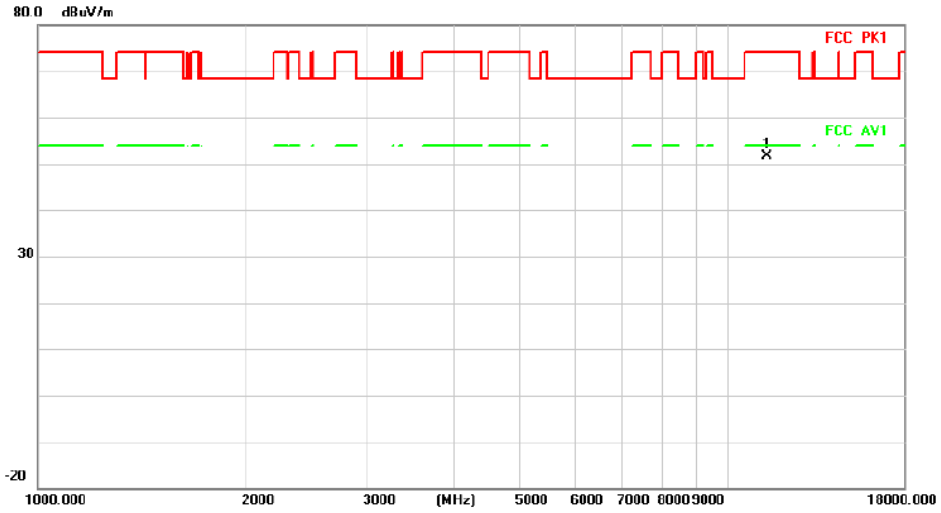

No.	Mk.	Freq.	Reading Level	Correct Factor	Measure-ment	Limit	Over	
		MHz	dBuV	dB/m	dBuV/m	dBuV/m	dB	Detector
1	*	11400.000	2.57	49.06	51.63	74.00	-22.37	peak

Above 1G (1GHz~18GHz)	Test mode: 11N20MIMO	Test Channel:149

VERTICAL

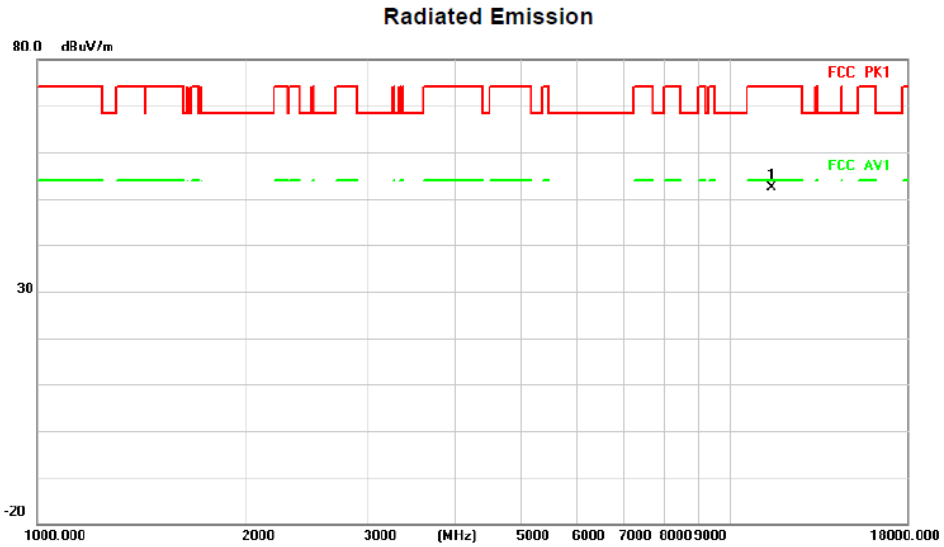

No.	Mk.	Freq.	Reading Level	Correct Factor	Measure-ment	Limit	Over	
		MHz	dBuV	dB/m	dBuV/m	dBuV/m	dB	Detector
1	*	11490.000	3.12	49.26	52.38	74.00	-21.62	peak

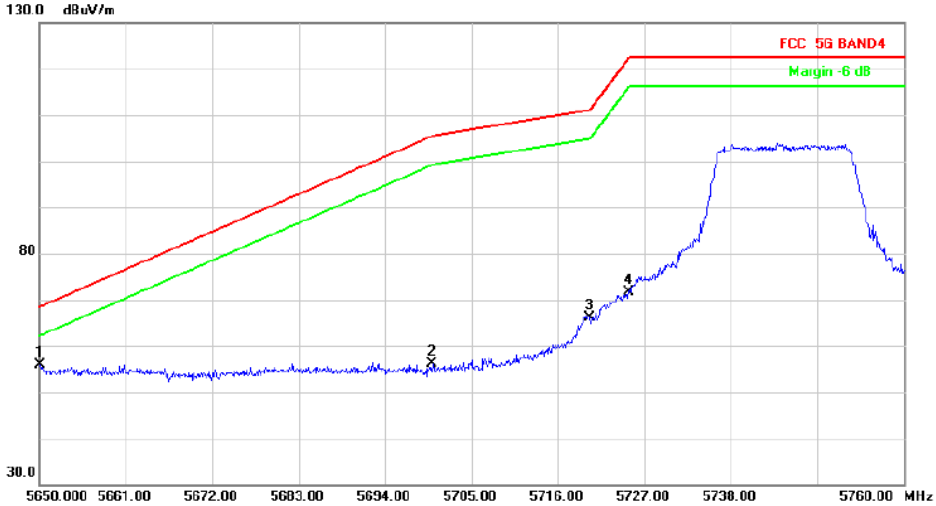

No.	Mk.	Freq.	Reading Level	Correct Factor	Measure-ment	Limit	Over	
		MHz	dBuV	dB/m	dBuV/m	dBuV/m	dB	Detector
1	*	5650.000	50.82	5.12	55.94	68.20	-12.26	peak
2		5700.000	50.63	5.46	56.09	105.20	-49.11	peak
3		5720.000	60.77	5.33	66.10	110.80	-44.70	peak
4		5725.000	66.44	5.30	71.74	122.20	-50.46	peak

HORIZONTA

Radiated Emission

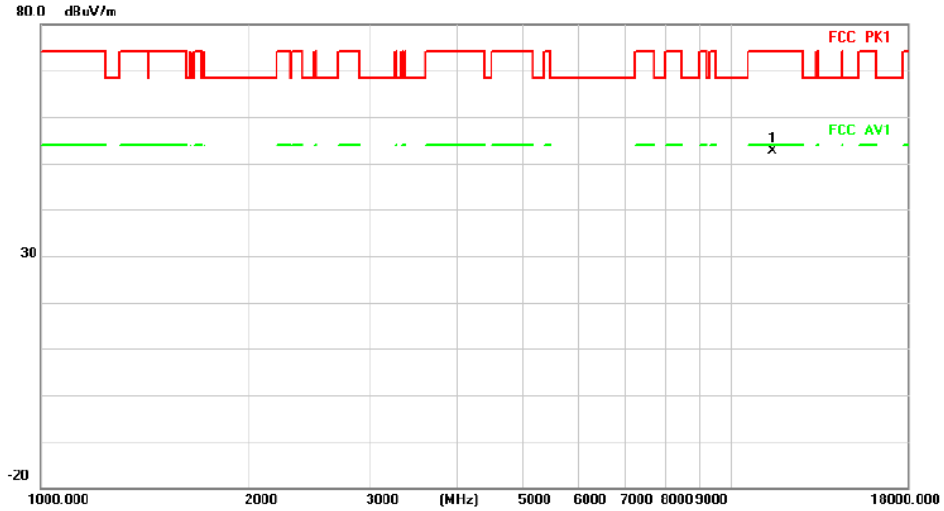

No.	Mk.	Freq.	Reading Level	Correct Factor	Measure-ment	Limit	Over	
		MHz	dBuV	dB/m	dBuV/m	dBuV/m	dB	Detector
1	*	11490.000	3.44	49.26	52.70	74.00	-21.30	peak

Radiated Emission

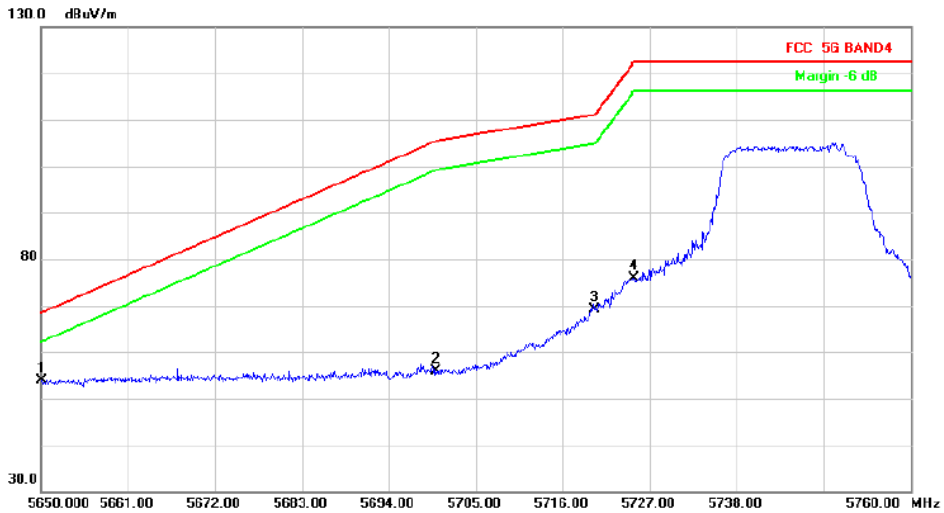

No.	Mk.	Freq.	Reading Level	Correct Factor	Measure-ment	Limit	Over	
		MHz	dBuV	dB/m	dBuV/m	dBuV/m	dB	Detector
1	*	5650.000	48.76	5.12	53.88	68.20	-14.32	peak
2		5700.000	50.40	5.46	55.86	105.20	-49.34	peak
3		5720.000	63.80	5.33	69.13	110.80	-41.67	peak
4		5725.000	70.48	5.30	75.78	122.20	-46.42	peak

Above 1G (1GHz~18GHz)	Test mode: 11N20MIMO	Test Channel:157

VERTICAL

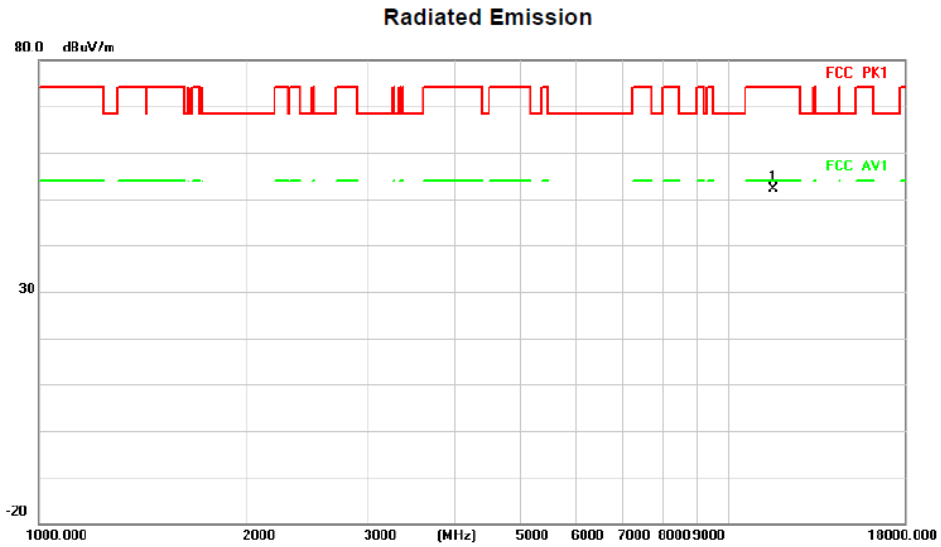

No.	Mk.	Freq.	Reading Level	Correct Factor	Measure-ment	Limit	Over	
		MHz	dBuV	dB/m	dBuV/m	dBuV/m	dB	Detector
1	*	11570.000	3.26	48.95	52.21	74.00	-21.79	peak

HORIZONTA

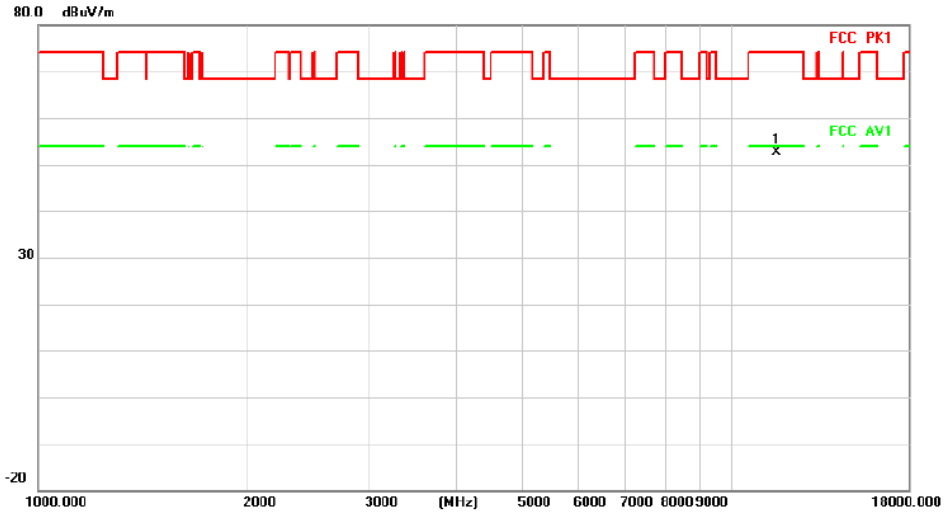

No.	Mk.	Freq.	Reading Level	Correct Factor	Measure-ment	Limit	Over	
		MHz	dBuV	dB/m	dBuV/m	dBuV/m	dB	Detector
1	*	11570.000	3.56	48.95	52.51	74.00	-21.49	peak

Above 1G (1GHz~18GHz)	Test mode: 11N20MIMO	Test Channel:165

VERTICAL

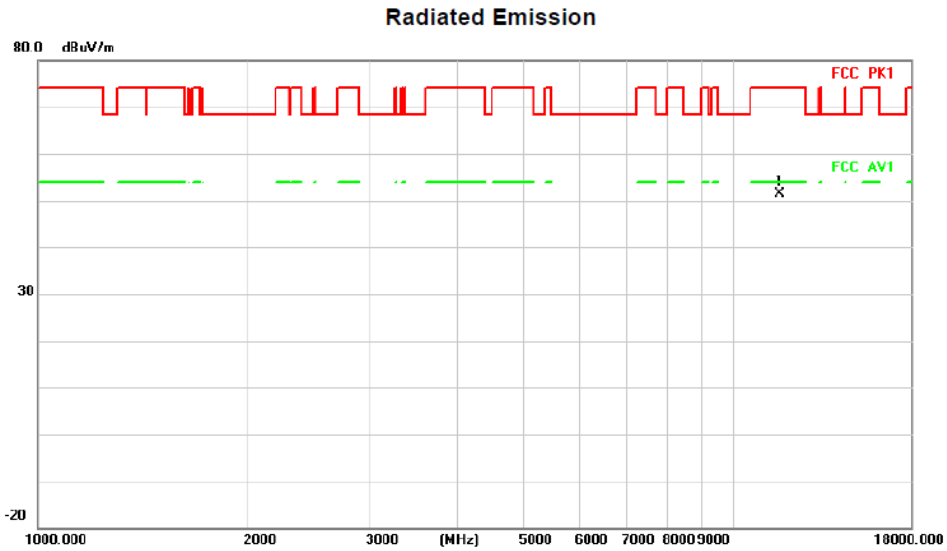

No.	Mk.	Freq.	Reading Level	Correct Factor	Measure-ment	Limit	Over	
		MHz	dBuV	dB/m	dBuV/m	dBuV/m	dB	Detector
1	*	11650.000	2.66	48.62	51.28	74.00	-22.72	peak

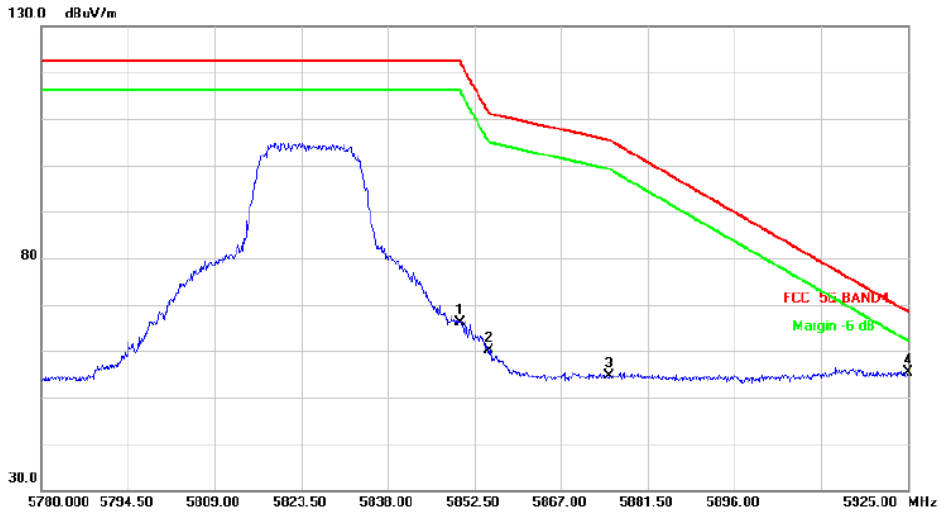

No.	Mk.	Freq.	Reading Level	Correct Factor	Measure-ment	Limit	Over	
		MHz	dBuV	dB/m	dBuV/m	dBuV/m	dB	Detector
1		5850.000	60.89	5.18	66.07	122.20	-56.13	peak
2		5855.000	55.00	5.25	60.25	110.80	-50.55	peak
3		5875.000	49.13	5.51	54.64	105.20	-50.56	peak
4	*	5925.000	49.04	6.28	55.32	68.20	-12.88	peak

HORIZONTA

Radiated Emission

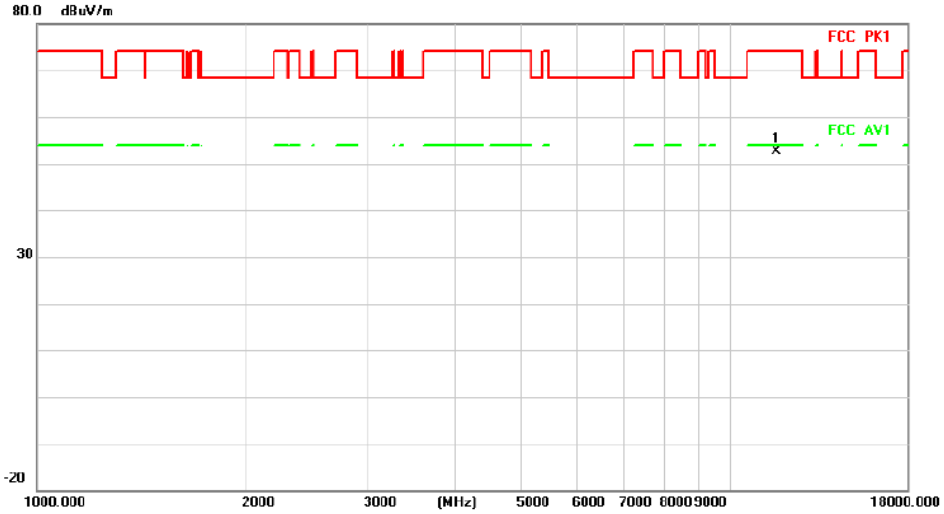

No.	Mk.	Freq.	Reading Level	Correct Factor	Measure-ment	Limit	Over	
		MHz	dBuV	dB/m	dBuV/m	dBuV/m	dB	Detector
1	*	11650.000	4.09	48.62	52.71	74.00	-21.29	peak

Radiated Emission

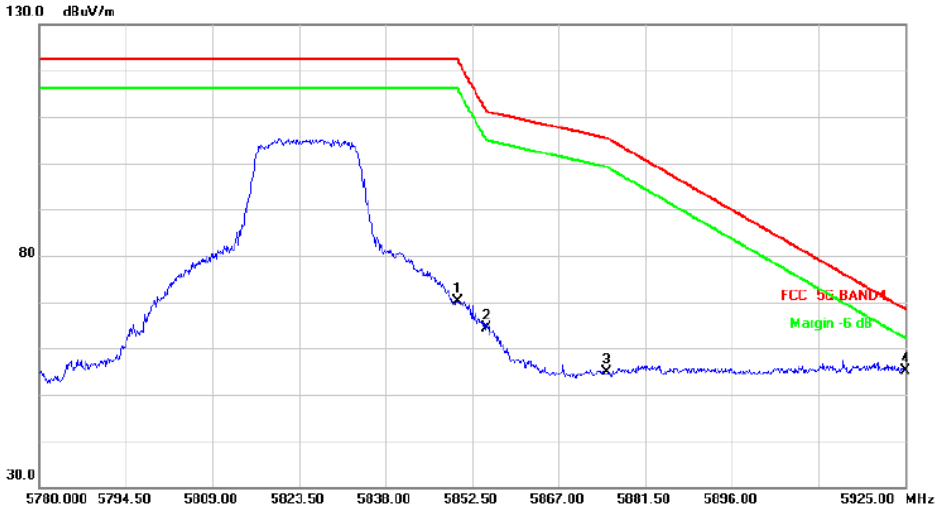

No.	Mk.	Freq.	Reading Level	Correct Factor	Measure-ment	Limit	Over	
		MHz	dBuV	dB/m	dBuV/m	dBuV/m	dB	Detector
1		5850.000	64.83	5.18	70.01	122.20	-52.19	peak
2		5855.000	59.08	5.25	64.33	110.80	-46.47	peak
3		5875.000	49.28	5.51	54.79	105.20	-50.41	peak
4	*	5925.000	48.88	6.28	55.16	68.20	-13.04	peak

Above 1G (1GHz~18GHz)	Test mode: 11N40MIMO	Test Channel:38

VERTICAL

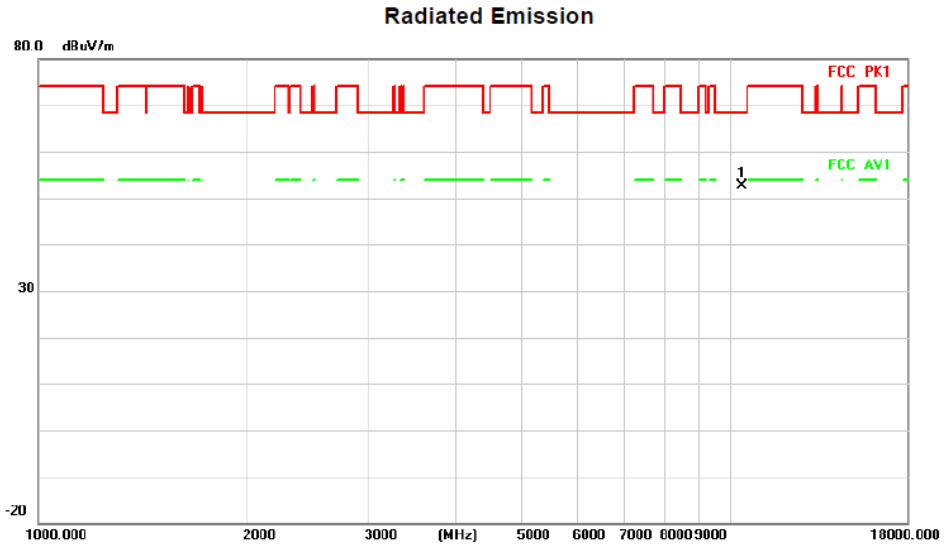

No.	Mk.	Freq.	Reading Level	Correct Factor	Measure-ment	Limit	Over	
		MHz	dBuV	dB/m	dBuV/m	dBuV/m	dB	Detector
1	*	10380.000	35.87	16.80	52.67	68.20	-15.53	peak

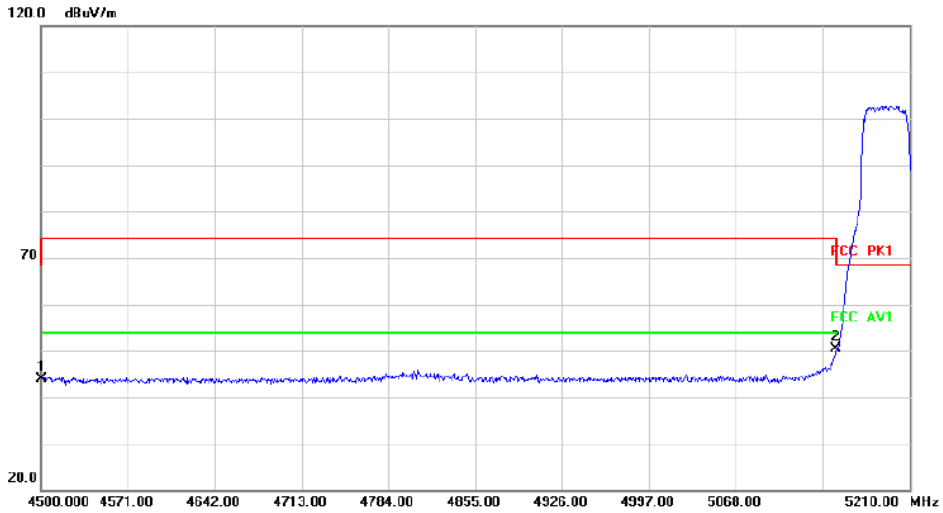

No.	Mk.	Freq.	Reading Level	Correct Factor	Measure-ment	Limit	Over	
		MHz	dBuV	dB/m	dBuV/m	dBuV/m	dB	Detector
1		4500.000	29.97	13.85	43.82	68.20	-24.38	peak
2	*	5150.000	34.71	15.62	50.33	68.20	-17.87	peak

HORIZONTA

Radiated Emission

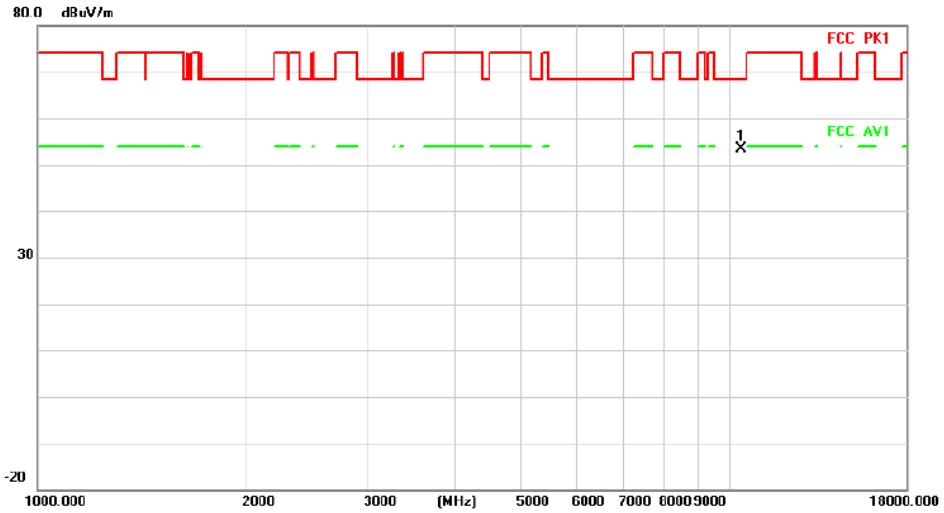

No.	Mk.	Freq.	Reading Level	Correct Factor	Measure-ment	Limit	Over	
		MHz	dBuV	dB/m	dBuV/m	dBuV/m	dB	Detector
1	*	10380.000	36.46	16.80	53.26	68.20	-14.94	peak

Radiated Emission

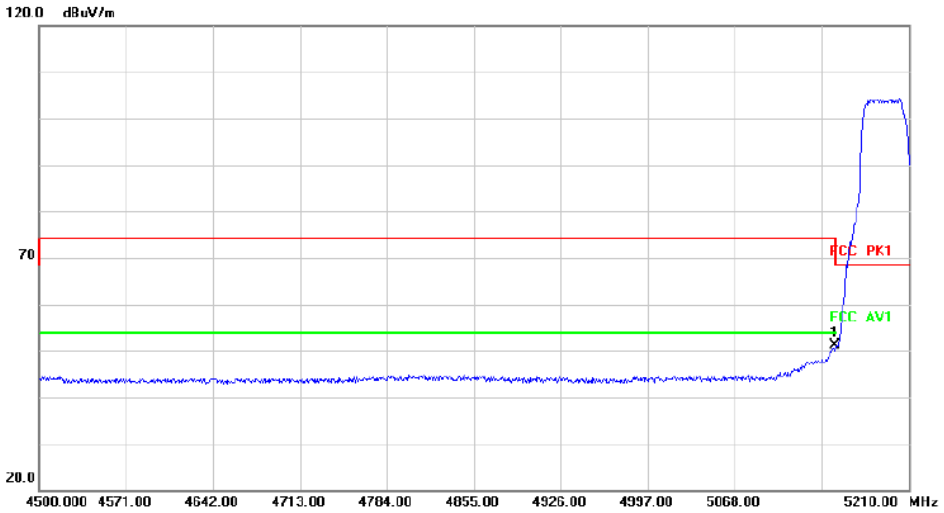

No.	Mk.	Freq.	Reading Level	Correct Factor	Measure-ment	Limit	Over	
		MHz	dBuV	dB/m	dBuV/m	dBuV/m	dB	Detector
1	*	5150.000	35.46	15.62	51.08	68.20	-17.12	peak

Above 1G (1GHz~18GHz)	Test mode: 11N40MIMO	Test Channel:46

VERTICAL

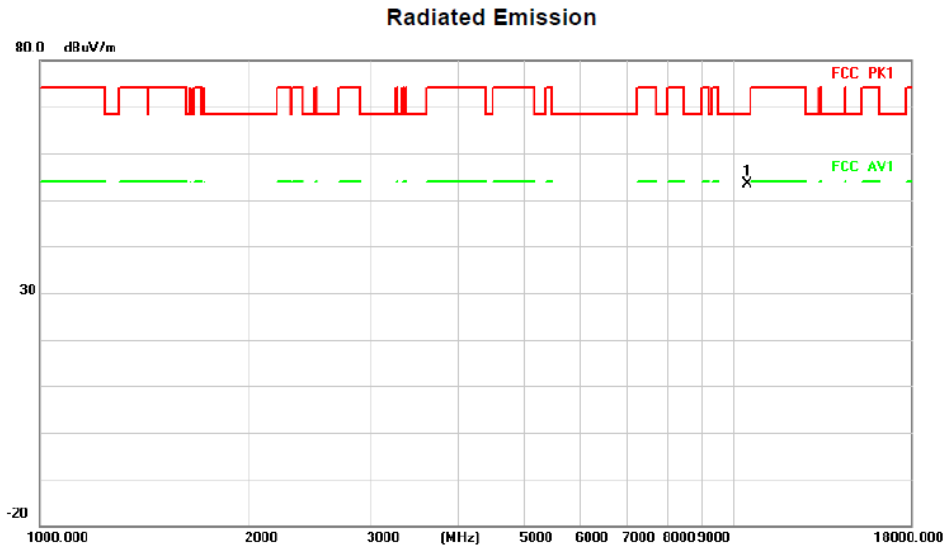

No.	Mk.	Freq.	Reading Level	Correct Factor	Measure-ment	Limit	Over	
		MHz	dBuV	dB/m	dBuV/m	dBuV/m	dB	Detector
1	*	10460.000	36.78	16.49	53.27	68.20	-14.93	peak

HORIZONTA

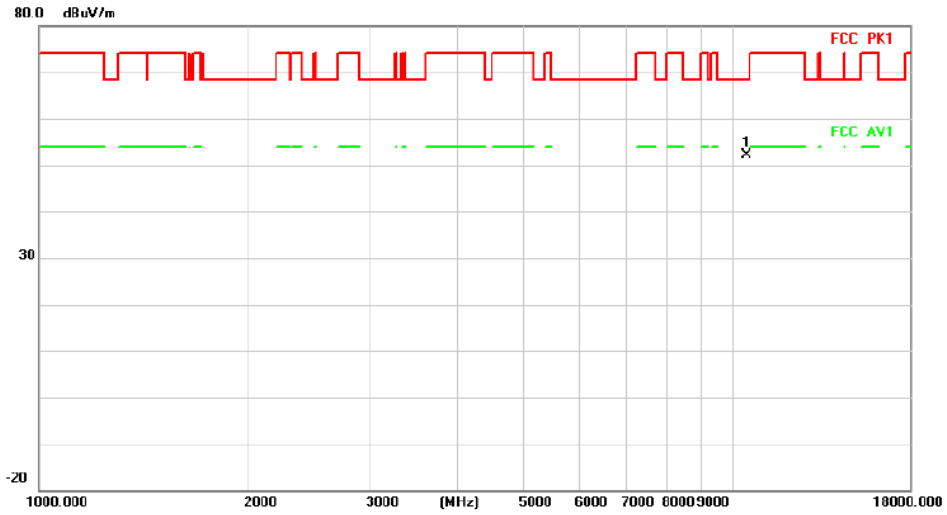

No.	Mk.	Freq.	Reading Level	Correct Factor	Measure-ment	Limit	Over	
		MHz	dBuV	dB/m	dBuV/m	dBuV/m	dB	Detector
1	*	10460.000	35.55	16.49	52.04	68.20	-16.16	peak

Above 1G (1GHz~18GHz)	Test mode: 11N40MIMO	Test Channel:54

VERTICAL

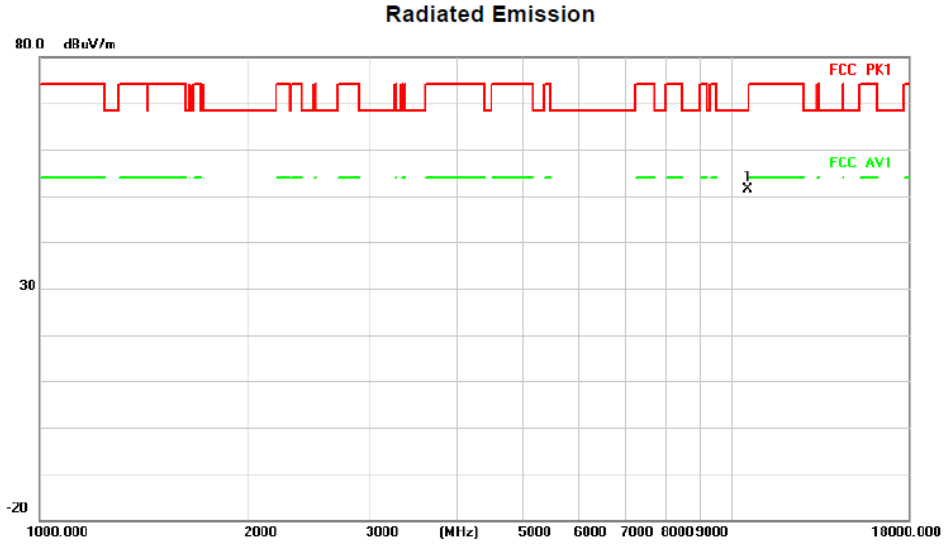

No.	Mk.	Freq.	Reading Level	Correct Factor	Measure-ment	Limit	Over	
		MHz	dBuV	dB/m	dBuV/m	dBuV/m	dB	Detector
1	*	10540.000	74.93	-23.44	51.49	68.20	-16.71	peak

HORIZONTA

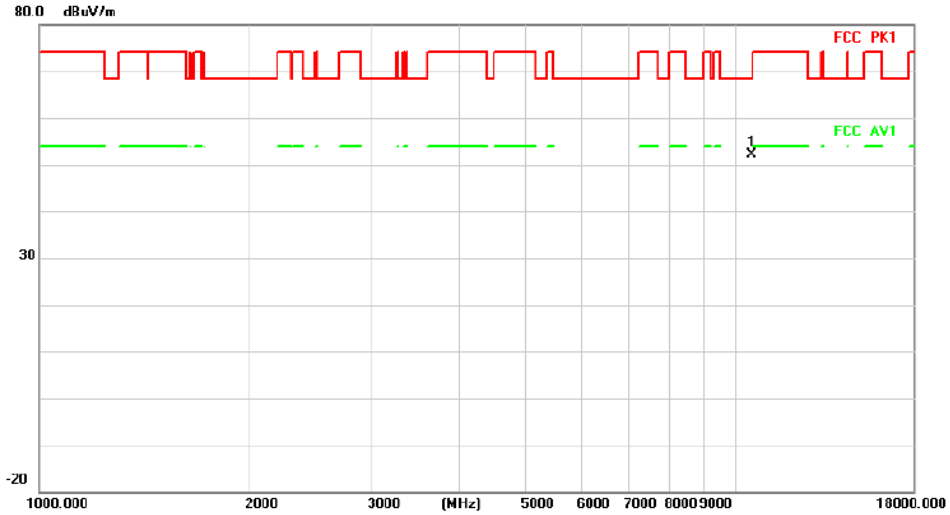

No.	Mk.	Freq.	Reading Level	Correct Factor	Measure-ment	Limit	Over	
		MHz	dBuV	dB/m	dBuV/m	dBuV/m	dB	Detector
1	*	10540.000	35.89	16.14	52.03	68.20	-16.17	peak

Above 1G (1GHz~18GHz)	Test mode: 11N40MIMO	Test Channel:62

VERTICAL

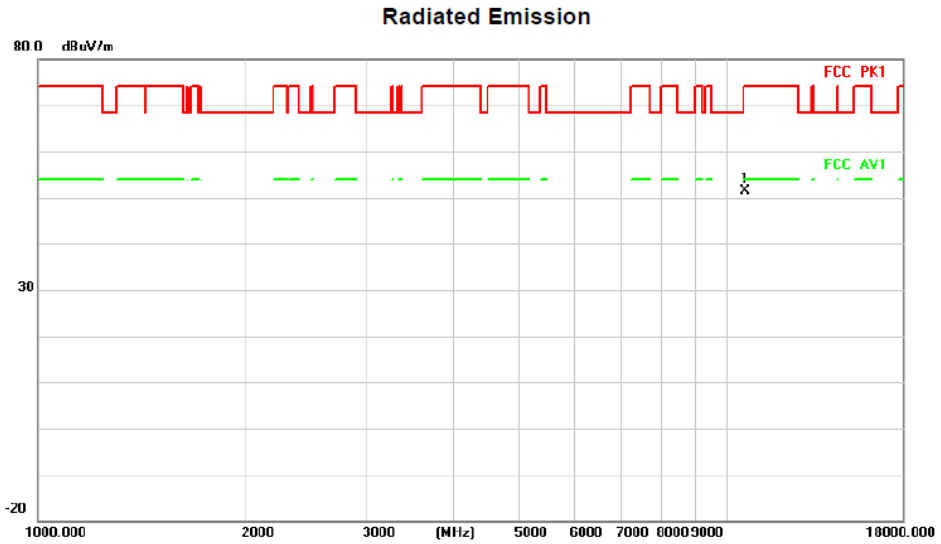

No.	Mk.	Freq.	Reading Level	Correct Factor	Measure-ment	Limit	Over	
		MHz	dBuV	dB/m	dBuV/m	dBuV/m	dB	Detector
1	*	10620.000	35.40	16.07	51.47	74.00	-22.53	peak

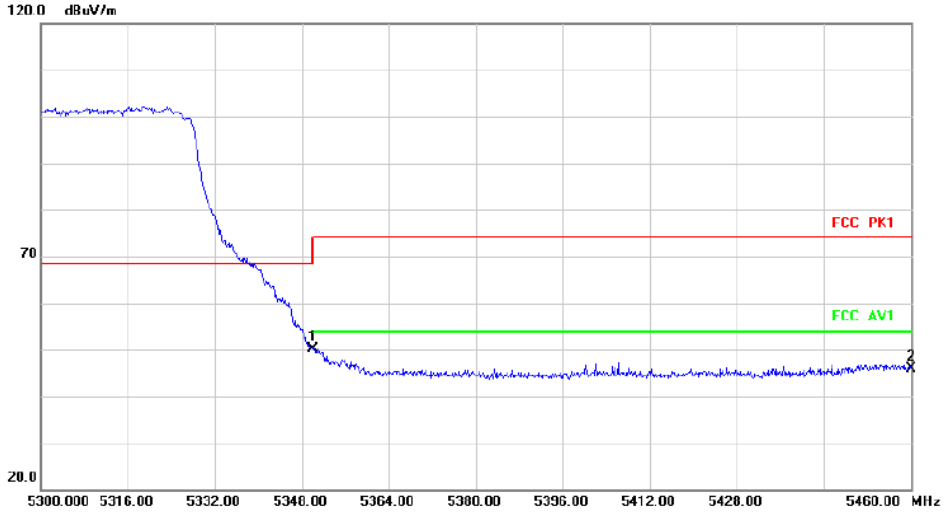

No.	Mk.	Freq.	Reading Level	Correct Factor	Measure-ment	Limit	Over	
		MHz	dBuV	dB/m	dBuV/m	dBuV/m	dB	Detector
1	*	5350.000	35.75	14.44	50.19	68.20	-18.01	peak
2		5460.000	31.35	14.51	45.86	68.20	-22.34	peak

HORIZONTA

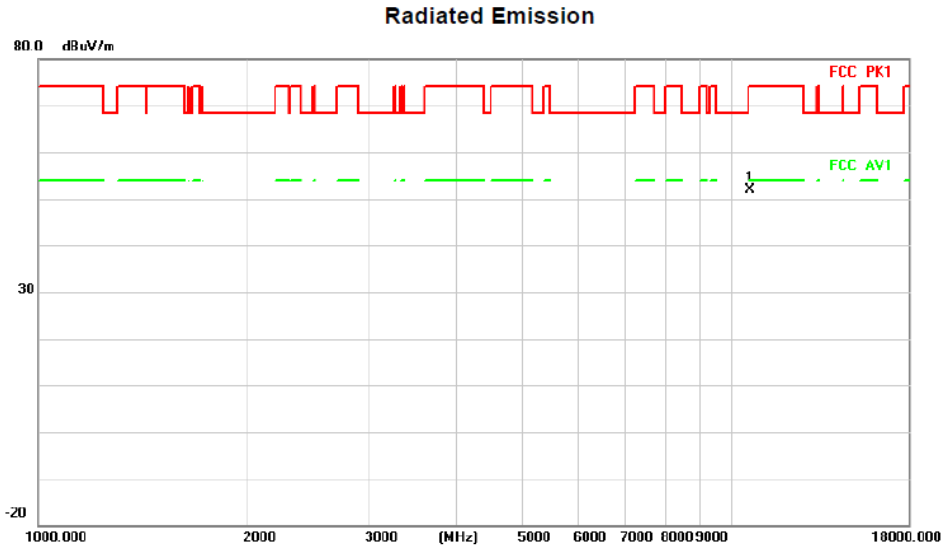

No.	Mk.	Freq.	Reading Level	Correct Factor	Measure-ment	Limit	Over	
		MHz	dBuV	dB/m	dBuV/m	dBuV/m	dB	Detector
1	*	10620.000	35.82	16.07	51.89	74.00	-22.11	peak

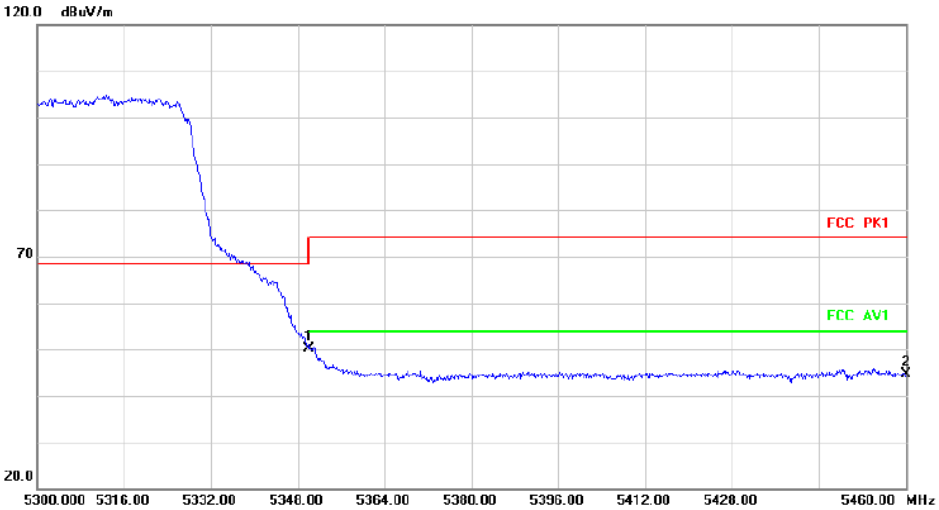

No.	Mk.	Freq.	Reading Level	Correct Factor	Measure-ment	Limit	Over	
		MHz	dBuV	dB/m	dBuV/m	dBuV/m	dB	Detector
1	*	5350.000	35.73	14.44	50.17	68.20	-18.03	peak
2		5460.000	30.03	14.51	44.54	68.20	-23.66	peak

Above 1G (1GHz~18GHz)	Test mode: 11N40MIMO	Test Channel:102

VERTICAL

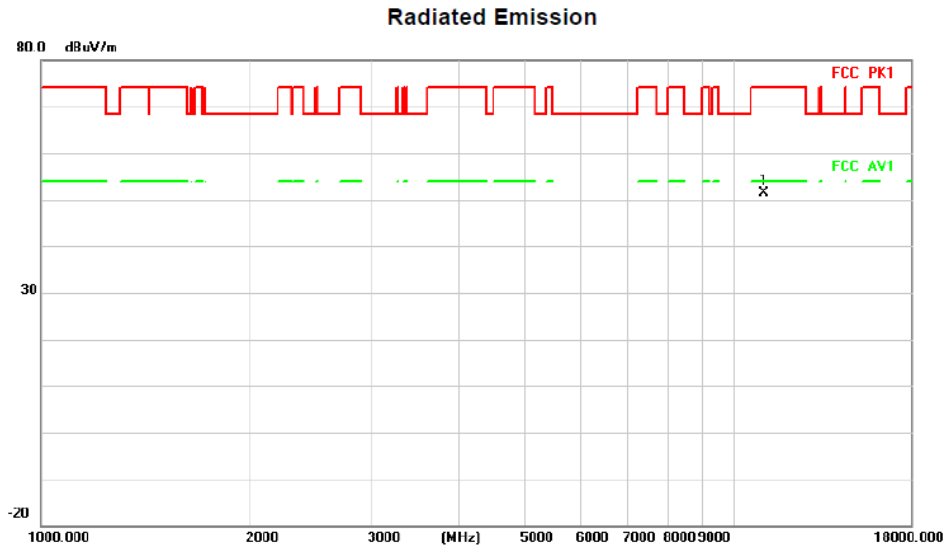

No.	Mk.	Freq.	Reading Level	Correct Factor	Measure-ment	Limit	Over	
		MHz	dBuV	dB/m	dBuV/m	dBuV/m	dB	Detector
1	*	11020.000	37.62	13.66	51.28	74.00	-22.72	peak

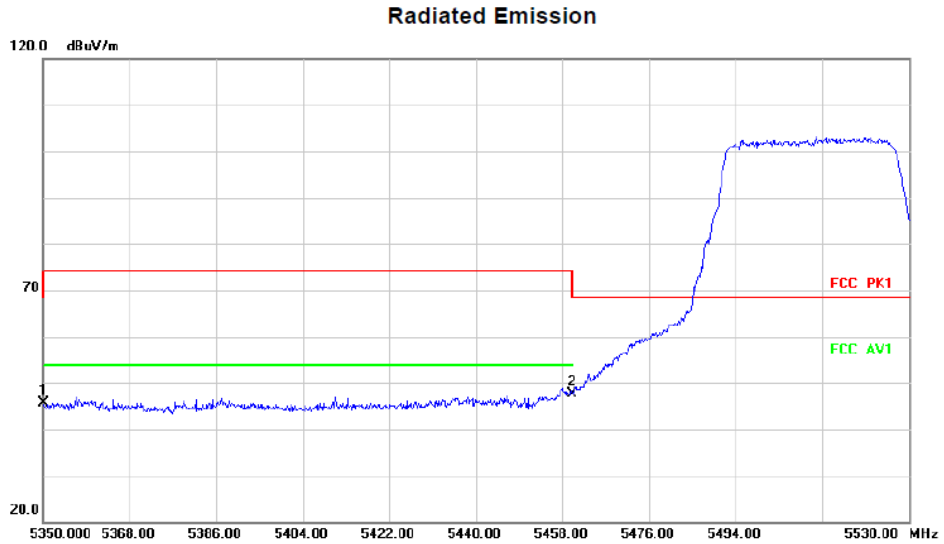

No.	Mk.	Freq.	Reading Level	Correct Factor	Measure-ment	Limit	Over	
		MHz	dBuV	dB/m	dBuV/m	dBuV/m	dB	Detector
1		5350.000	31.27	14.44	45.71	68.20	-22.49	peak
2	*	5460.000	33.21	14.51	47.72	68.20	-20.48	peak

HORIZONTA

Radiated Emission

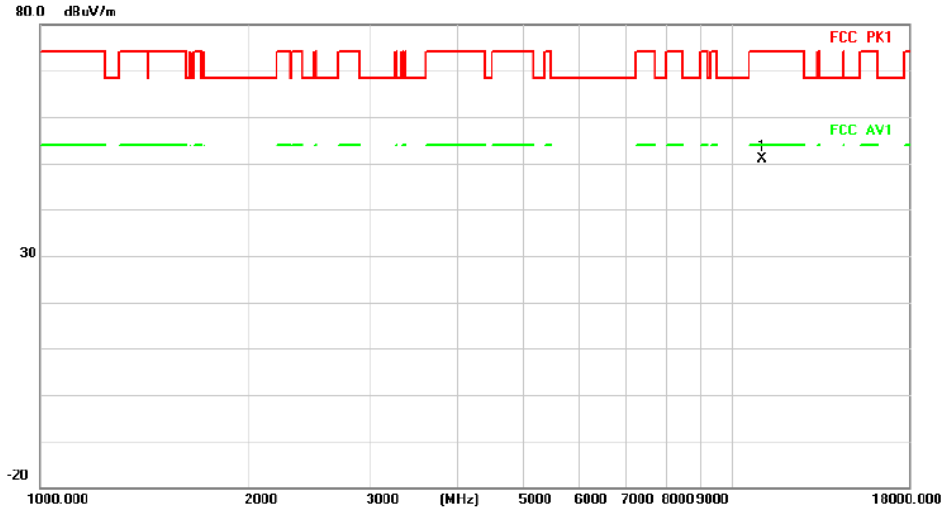

No.	Mk.	Freq.	Reading Level	Correct Factor	Measure-ment	Limit	Over	
		MHz	dBuV	dB/m	dBuV/m	dBuV/m	dB	Detector
1	*	11020.000	37.13	13.66	50.79	74.00	-23.21	peak

Radiated Emission

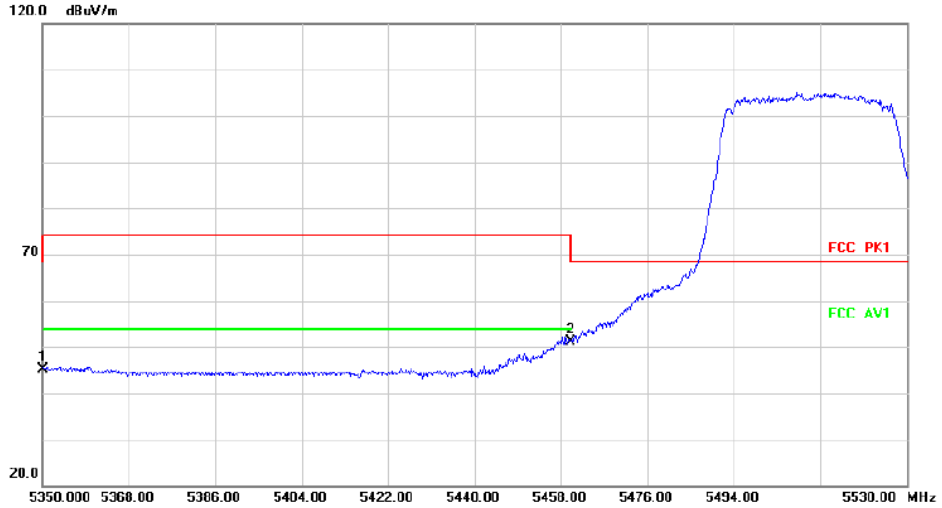

No.	Mk.	Freq.	Reading Level	Correct Factor	Measure-ment	Limit	Over	
		MHz	dBuV	dB/m	dBuV/m	dBuV/m	dB	Detector
1		5350.000	30.65	14.44	45.09	68.20	-23.11	peak
2	*	5460.000	36.52	14.51	51.03	68.20	-17.17	peak

Above 1G (1GHz~18GHz)	Test mode: 11N40MIMO	Test Channel:118

VERTICAL

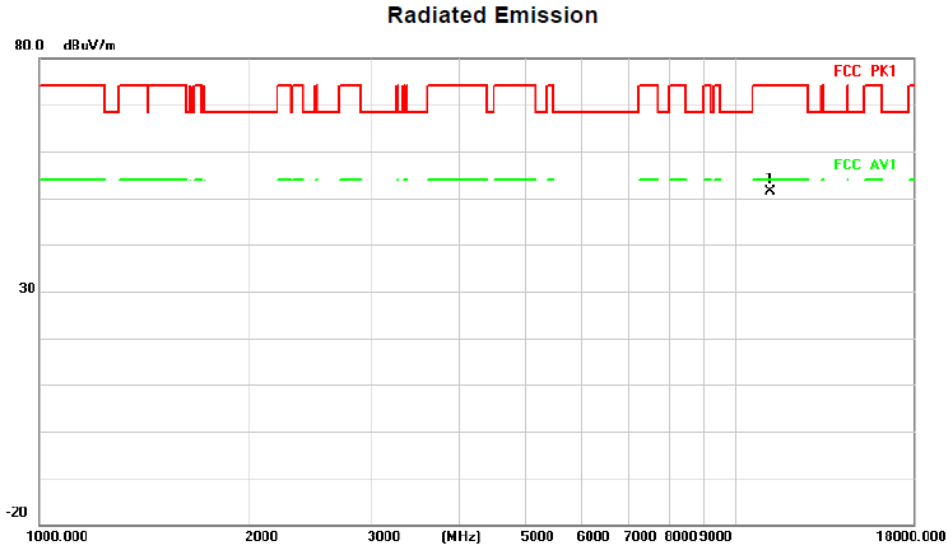

No.	Mk.	Freq.	Reading Level	Correct Factor	Measure-ment	Limit	Over	
		MHz	dBuV	dB/m	dBuV/m	dBuV/m	dB	Detector
1	*	11180.000	-7.31	58.77	51.46	74.00	-22.54	peak

HORIZONTA

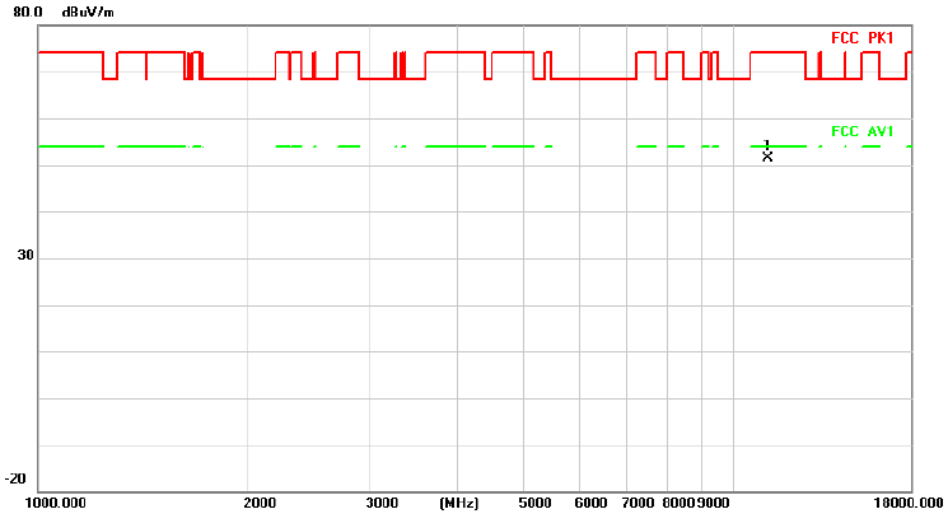

No.	Mk.	Freq.	Reading Level	Correct Factor	Measure-ment	Limit	Over	
		MHz	dBuV	dB/m	dBuV/m	dBuV/m	dB	Detector
1	*	11180.000	-7.39	58.77	51.38	74.00	-22.62	peak

Above 1G (1GHz~18GHz)	Test mode: 11N40MIMO	Test Channel:134

VERTICAL

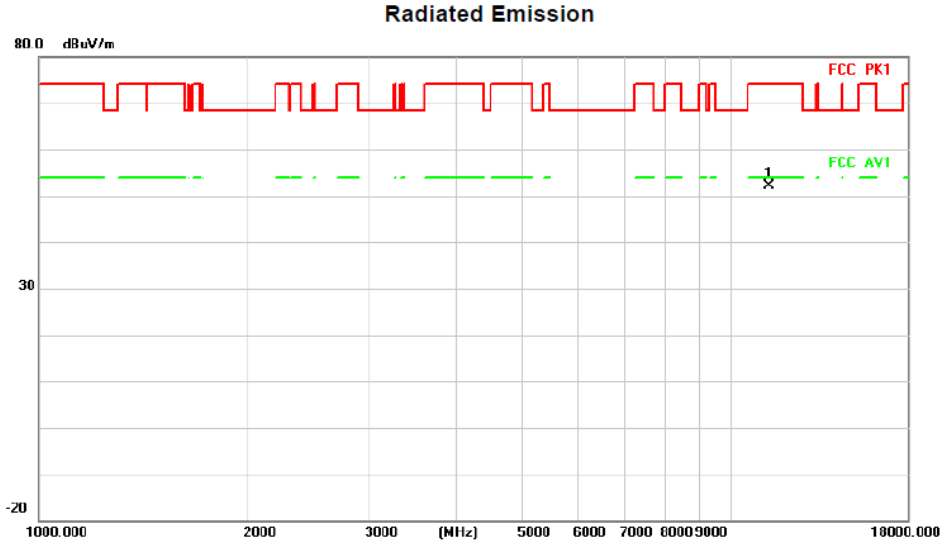

No.	Mk.	Freq.	Reading Level	Correct Factor	Measure-ment	Limit	Over	
		MHz	dBuV	dB/m	dBuV/m	dBuV/m	dB	Detector
1	*	11340.000	-6.58	58.76	52.18	74.00	-21.82	peak

HORIZONTA

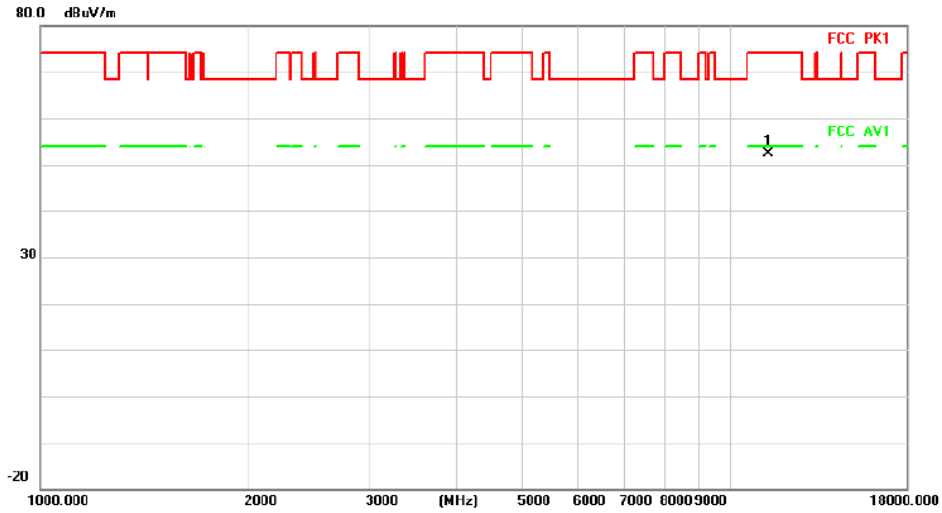

No.	Mk.	Freq.	Reading Level	Correct Factor	Measure-ment	Limit	Over	
		MHz	dBuV	dB/m	dBuV/m	dBuV/m	dB	Detector
1	*	11340.000	-6.30	58.76	52.46	74.00	-21.54	peak

Above 1G (1GHz~18GHz)	Test mode: 11N40MIMO	Test Channel:151

VERTICAL

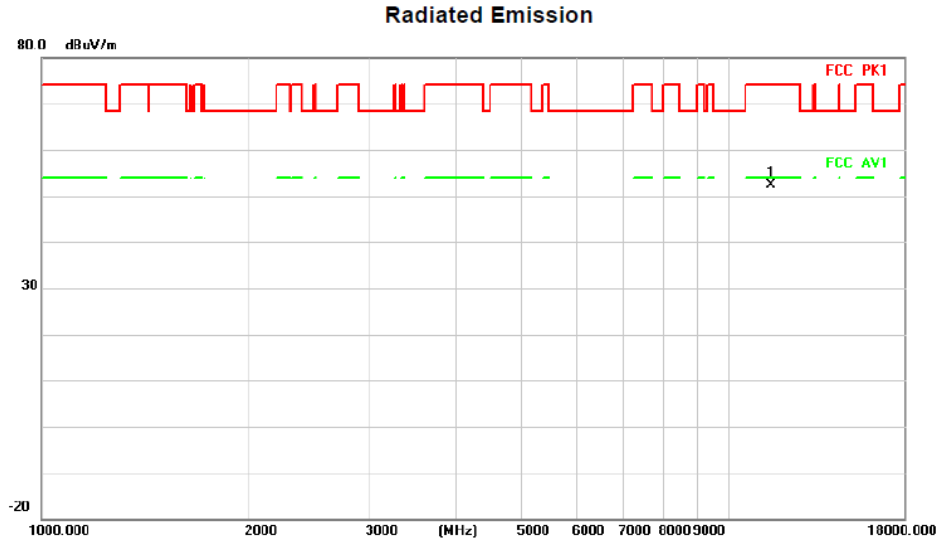

No.	Mk.	Freq.	Reading Level	Correct Factor	Measure-ment	Limit	Over	
		MHz	dBuV	dB/m	dBuV/m	dBuV/m	dB	Detector
1	*	11510.000	-6.86	59.24	52.38	74.00	-21.62	peak

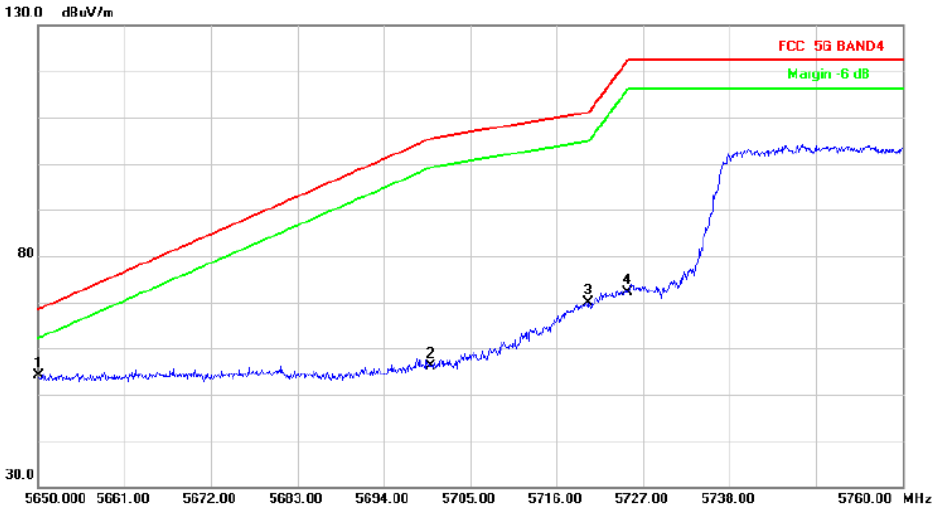

No.	Mk.	Freq.	Reading Level	Correct Factor	Measure-ment	Limit	Over	
		MHz	dBuV	dB/m	dBuV/m	dBuV/m	dB	Detector
1	*	5650.000	39.04	15.12	54.16	68.20	-14.04	peak
2		5700.000	40.62	15.46	56.08	105.20	-49.12	peak
3		5720.000	54.50	15.33	69.83	110.80	-40.97	peak
4		5725.000	56.83	15.30	72.13	122.20	-50.07	peak

HORIZONTA

Radiated Emission

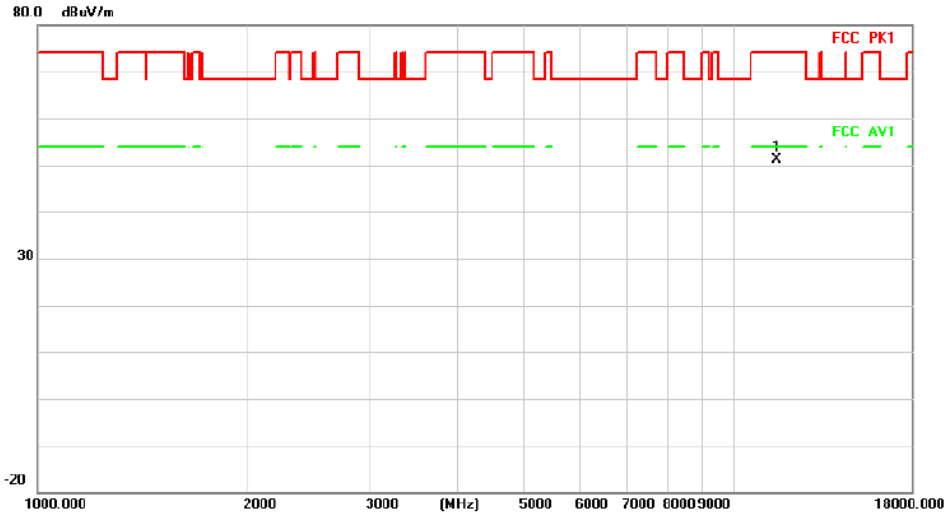

No.	Mk.	Freq.	Reading Level	Correct Factor	Measure-ment	Limit	Over	
		MHz	dBuV	dB/m	dBuV/m	dBuV/m	dB	Detector
1	*	11510.000	-8.00	59.24	51.24	74.00	-22.76	peak

Radiated Emission

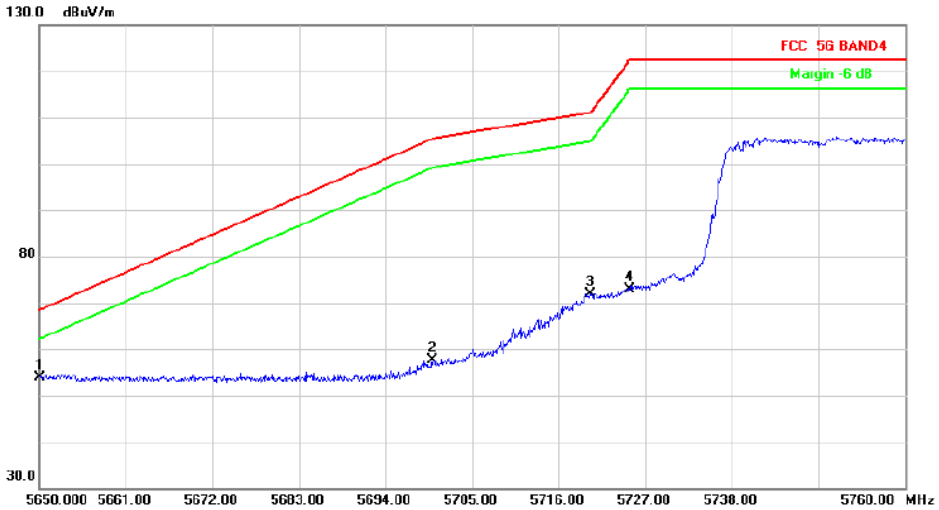

No.	Mk.	Freq.	Reading Level	Correct Factor	Measure-ment	Limit	Over	
		MHz	dBuV	dB/m	dBuV/m	dBuV/m	dB	Detector
1	*	5650.000	38.84	15.12	53.96	68.20	-14.24	peak
2		5700.000	42.23	15.46	57.69	105.20	-47.51	peak
3		5720.000	56.48	15.33	71.81	110.80	-38.99	peak
4		5725.000	57.61	15.30	72.91	122.20	-49.29	peak

Above 1G (1GHz~18GHz)	Test mode: 11N40MIMO	Test Channel:159

VERTICAL

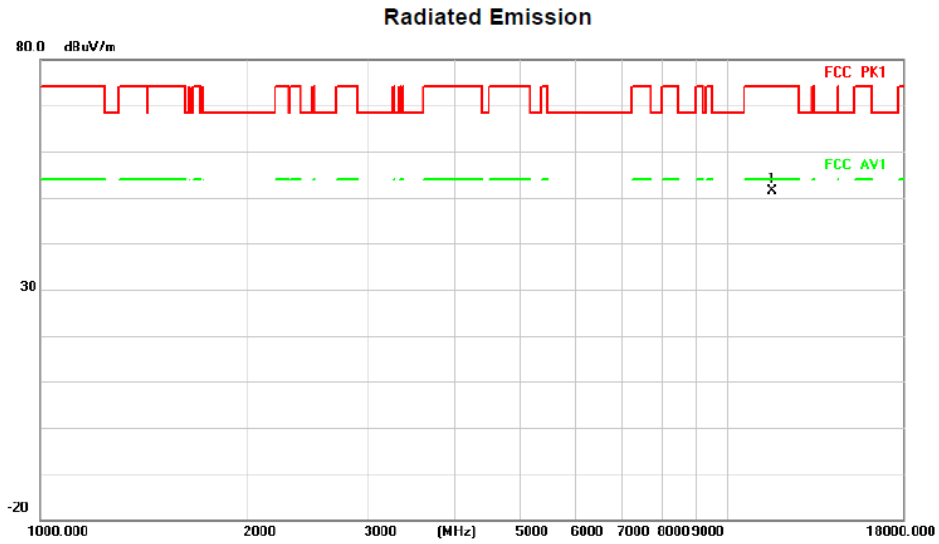

No.	Mk.	Freq.	Reading Level	Correct Factor	Measure-ment	Limit	Over	
		MHz	dBuV	dB/m	dBuV/m	dBuV/m	dB	Detector
1	*	11590.000	2.42	48.86	51.28	74.00	-22.72	peak

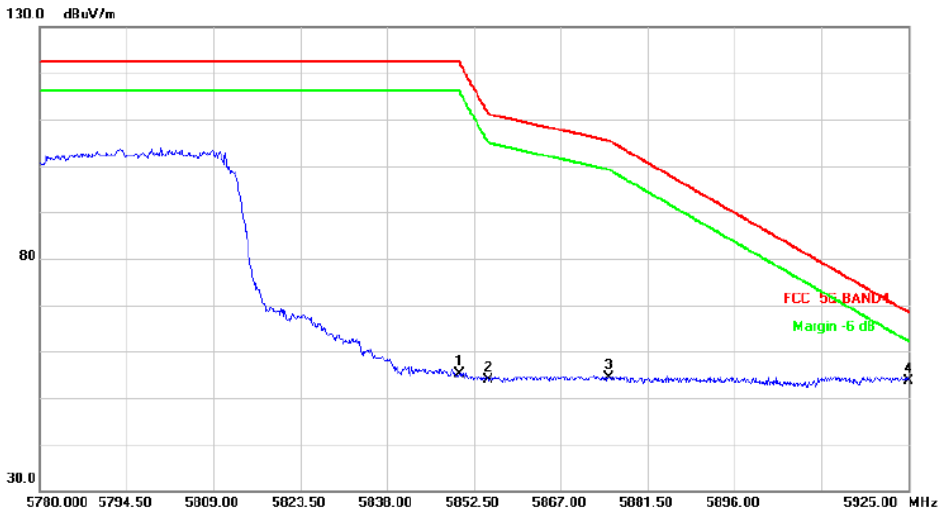

No.	Mk.	Freq.	Reading Level	Correct Factor	Measure-ment	Limit	Over	
		MHz	dBuV	dB/m	dBuV/m	dBuV/m	dB	Detector
1		5850.000	39.90	15.18	55.08	122.20	-67.12	peak
2		5855.000	38.70	15.25	53.95	110.80	-56.85	peak
3		5875.000	38.97	15.51	54.48	105.20	-50.72	peak
4	*	5925.000	37.47	16.28	53.75	68.20	-14.45	peak

HORIZONTA

Radiated Emission

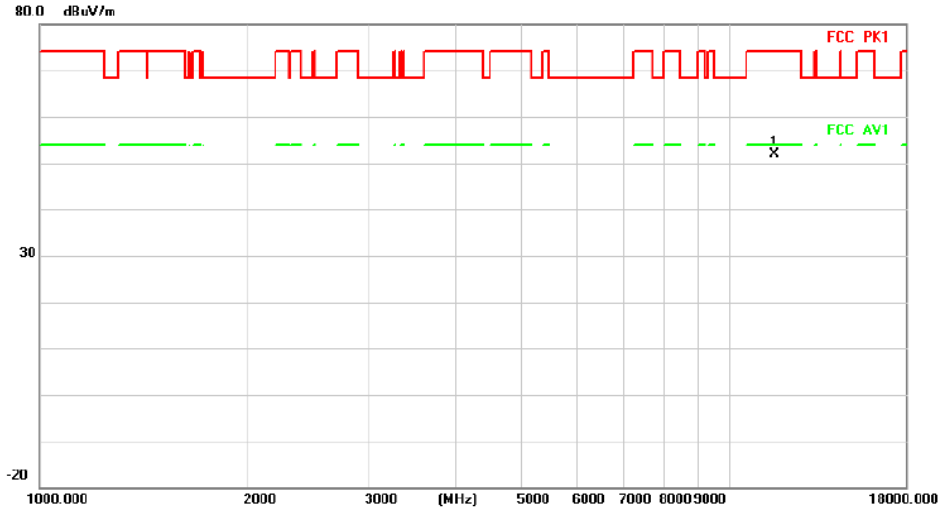

No.	Mk.	Freq.	Reading Level	Correct Factor	Measure-ment	Limit	Over	
		MHz	dBuV	dB/m	dBuV/m	dBuV/m	dB	Detector
1	*	11590.000	-7.04	58.86	51.82	74.00	-22.18	peak

Radiated Emission

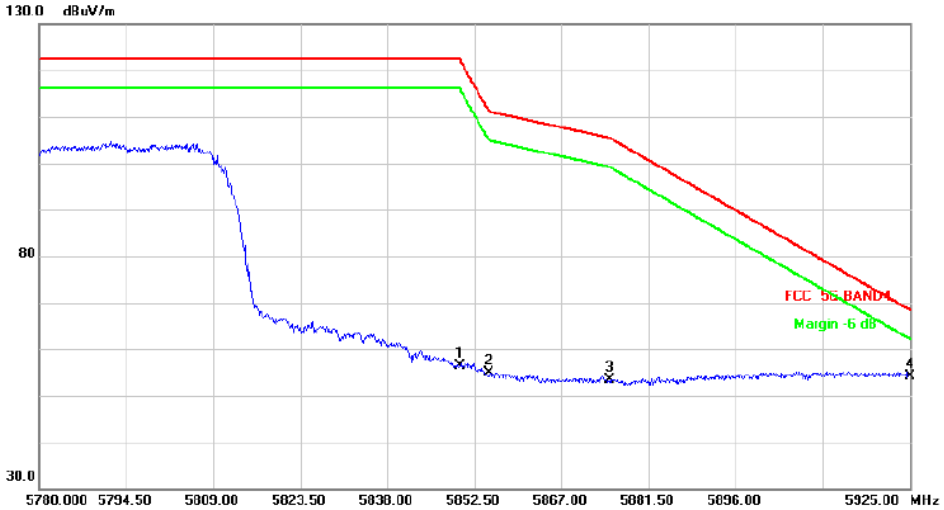

No.	Mk.	Freq.	Reading Level	Correct Factor	Measure-ment	Limit	Over	
		MHz	dBuV	dB/m	dBuV/m	dBuV/m	dB	Detector
1		5850.000	41.15	15.18	56.33	122.20	-65.87	peak
2		5855.000	39.74	15.25	54.99	110.80	-55.81	peak
3		5875.000	37.87	15.51	53.38	105.20	-51.82	peak
4	*	5925.000	37.97	16.28	54.25	68.20	-13.95	peak

Above 1G (1GHz~18GHz)	Test mode: 11AC20MIMO	Test Channel:36

VERTICAL

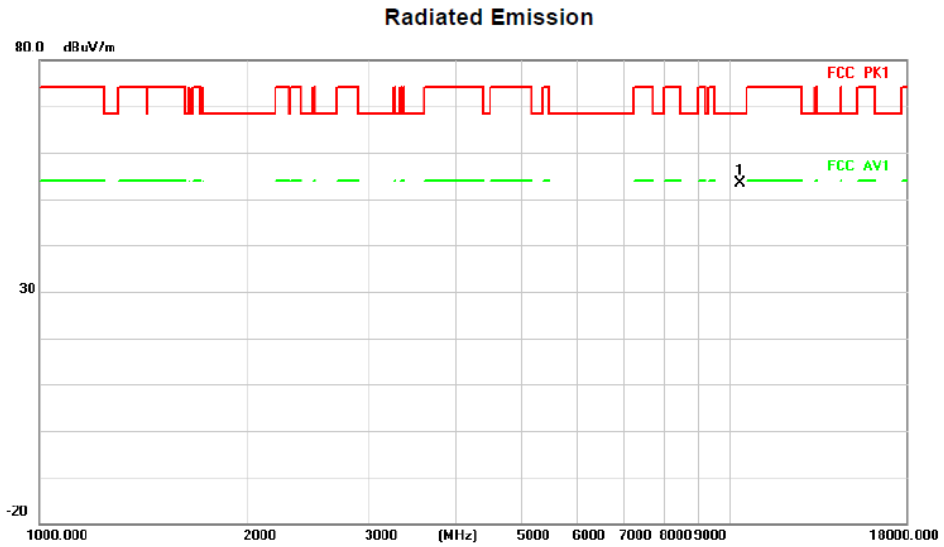

No.	Mk.	Freq.	Reading Level	Correct Factor	Measure-ment	Limit	Over	
		MHz	dBuV	dB/m	dBuV/m	dBuV/m	dB	Detector
1	*	10360.000	36.31	17.05	53.36	68.20	-14.84	peak

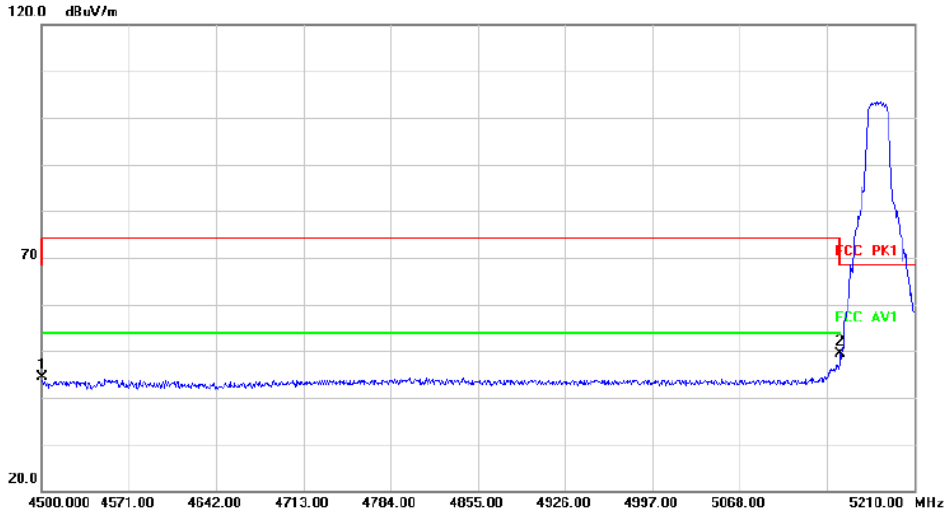

No.	Mk.	Freq.	Reading Level	Correct Factor	Measure-ment	Limit	Over	
		MHz	dBuV	dB/m	dBuV/m	dBuV/m	dB	Detector
1		4500.000	40.60	3.85	44.45	68.20	-23.75	peak
2	*	5150.000	43.86	5.62	49.48	68.20	-18.72	peak

HORIZONTA

Radiated Emission

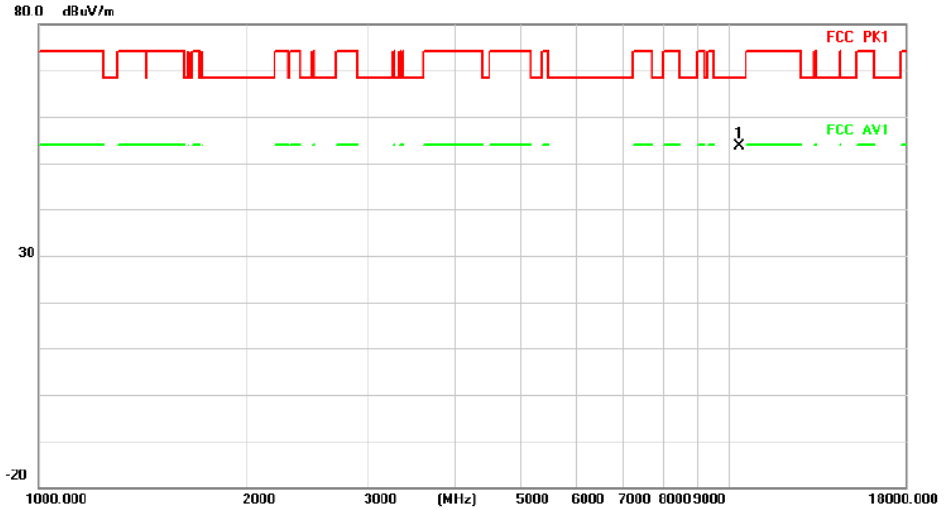

No.	Mk.	Freq.	Reading Level	Correct Factor	Measure-ment	Limit	Over	
		MHz	dBuV	dB/m	dBuV/m	dBuV/m	dB	Detector
1	*	10360.000	36.66	17.05	53.71	68.20	-14.49	peak

Radiated Emission

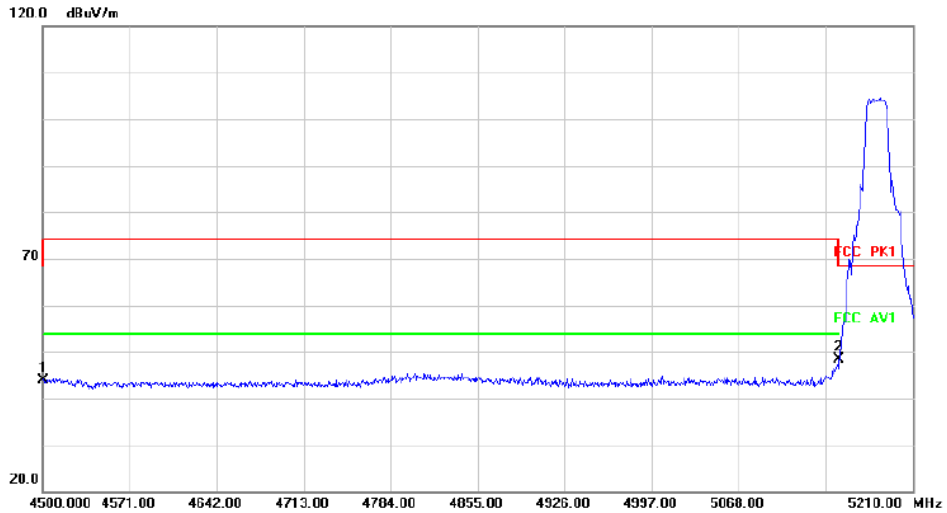

No.	Mk.	Freq.	Reading Level	Correct Factor	Measure-ment	Limit	Over	
		MHz	dBuV	dB/m	dBuV/m	dBuV/m	dB	Detector
1		4500.000	40.10	3.85	43.95	68.20	-24.25	peak
2	*	5150.000	42.87	5.62	48.49	68.20	-19.71	peak

Above 1G (1GHz~18GHz)	Test mode: 11AC20MIMO	Test Channel:40

VERTICAL

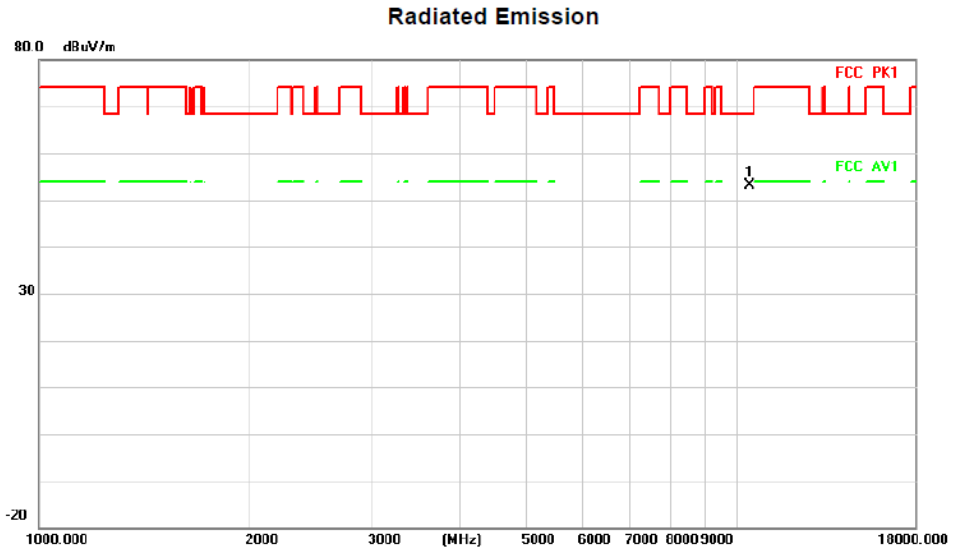

No.	Mk.	Freq.	Reading Level	Correct Factor	Measure-ment	Limit	Over	
		MHz	dBuV	dB/m	dBuV/m	dBuV/m	dB	Detector
1	*	10400.000	36.54	16.55	53.09	68.20	-15.11	peak

HORIZONTA

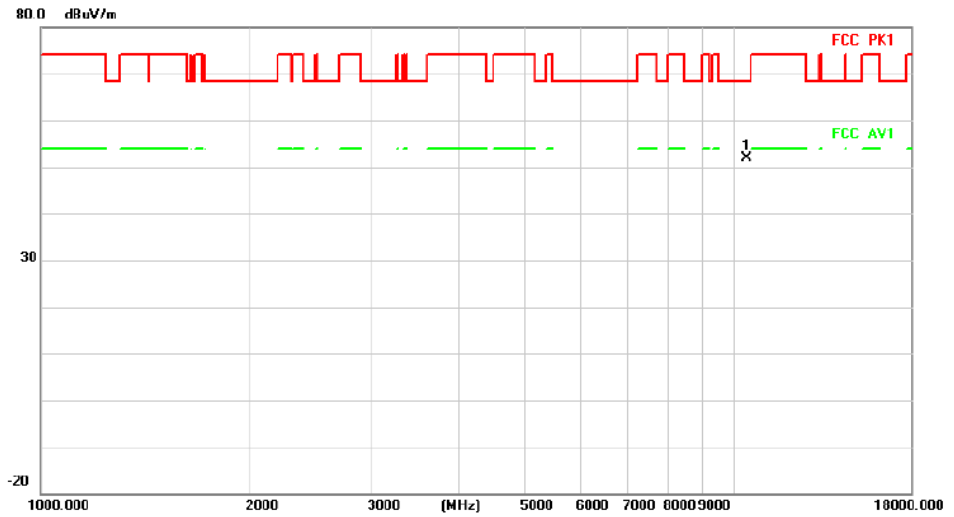

No.	Mk.	Freq.	Reading Level	Correct Factor	Measure-ment	Limit	Over	
		MHz	dBuV	dB/m	dBuV/m	dBuV/m	dB	Detector
1	*	10400.000	35.36	16.55	51.91	68.20	-16.29	peak

Above 1G (1GHz~18GHz)	Test mode: 11AC20MIMO	Test Channel:48

VERTICAL

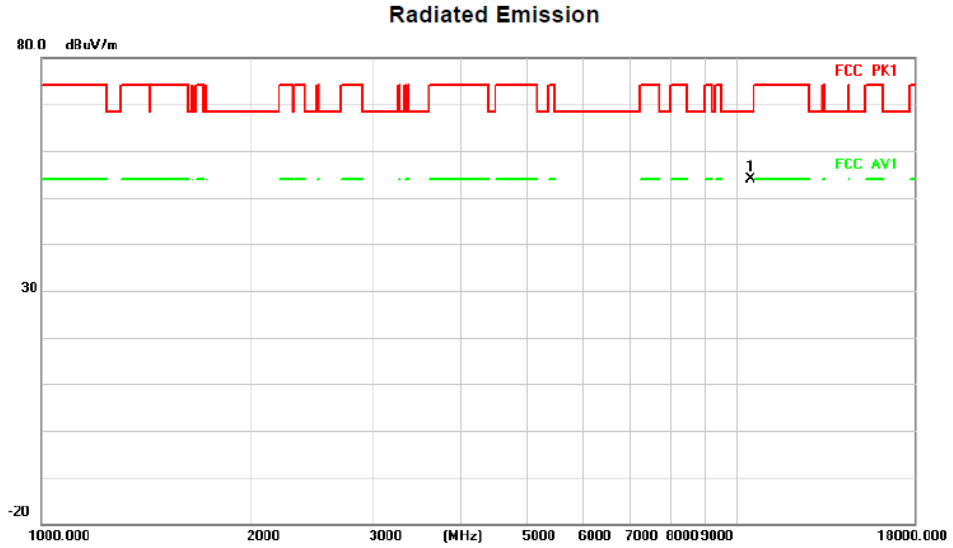

No.	Mk.	Freq.	Reading Level	Correct Factor	Measure-ment	Limit	Over	
		MHz	dBuV	dB/m	dBuV/m	dBuV/m	dB	Detector
1	*	10480.000	37.34	16.47	53.81	68.20	-14.39	peak

HORIZONTA

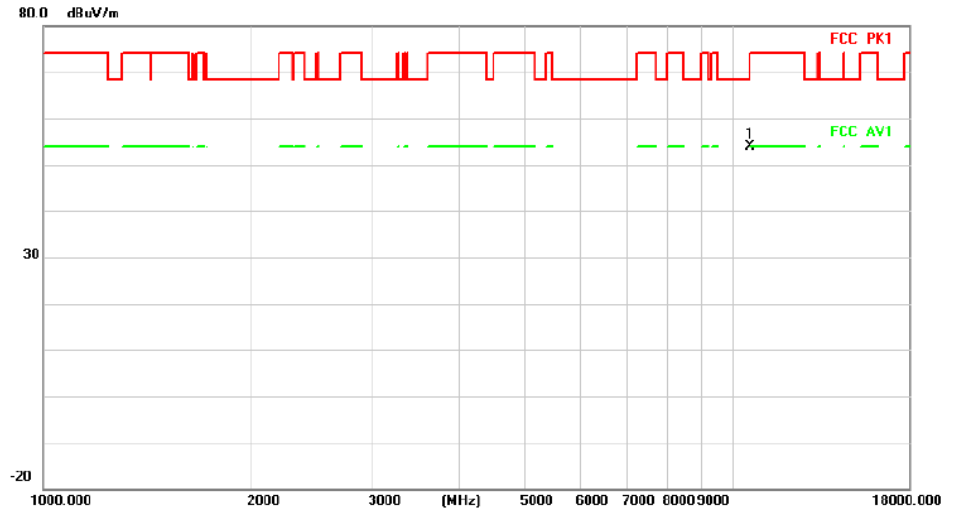

No.	Mk.	Freq.	Reading Level	Correct Factor	Measure-ment	Limit	Over	
		MHz	dBuV	dB/m	dBuV/m	dBuV/m	dB	Detector
1	*	10560.000	37.78	15.98	53.76	68.20	-14.44	peak

Above 1G (1GHz~18GHz)	Test mode: 11AC20MIMO	Test Channel:52

VERTICAL

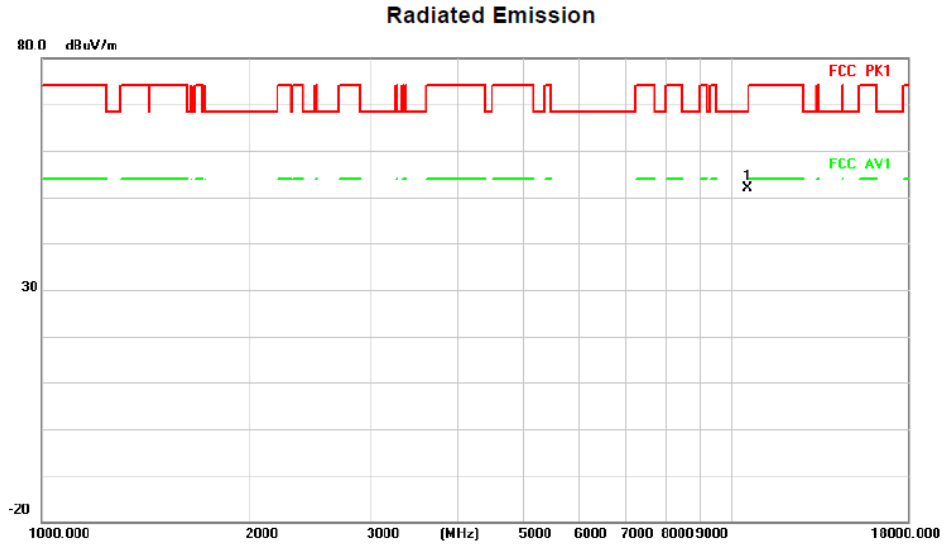

No.	Mk.	Freq.	Reading Level	Correct Factor	Measure-ment	Limit	Over	
		MHz	dBuV	dB/m	dBuV/m	dBuV/m	dB	Detector
1	*	10520.000	35.66	16.30	51.96	68.20	-16.24	peak

HORIZONTA

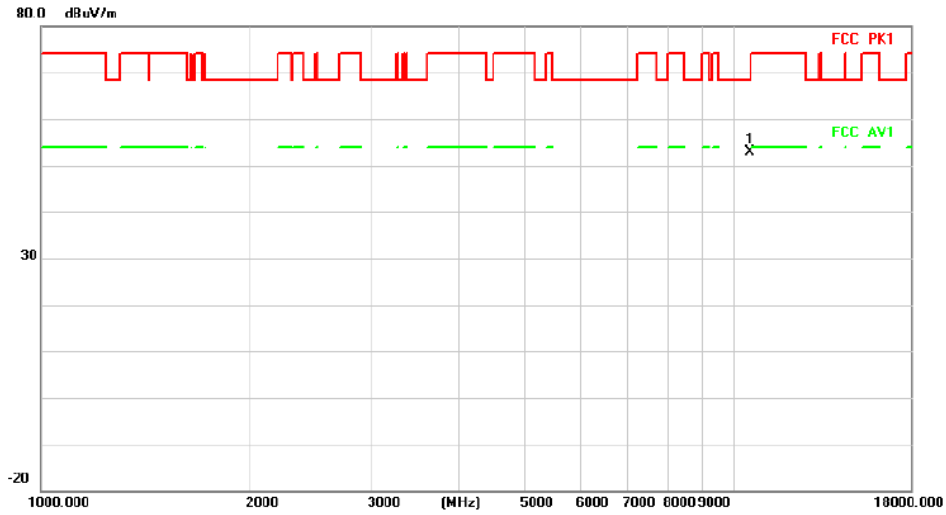

No.	Mk.	Freq.	Reading Level	Correct Factor	Measure-ment	Limit	Over	
		MHz	dBuV	dB/m	dBuV/m	dBuV/m	dB	Detector
1	*	10520.000	36.68	16.30	52.98	68.20	-15.22	peak

Above 1G (1GHz~18GHz)	Test mode: 11AC20MIMO	Test Channel:56

VERTICAL

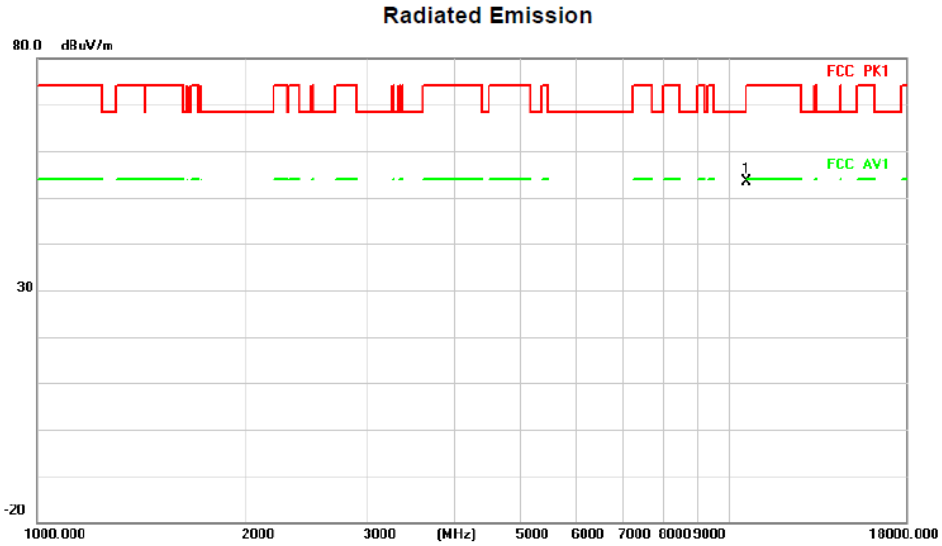

No.	Mk.	Freq.	Reading Level	Correct Factor	Measure-ment	Limit	Over	
		MHz	dBuV	dB/m	dBuV/m	dBuV/m	dB	Detector
1	*	10560.000	37.39	15.98	53.37	68.20	-14.83	peak

HORIZONTA

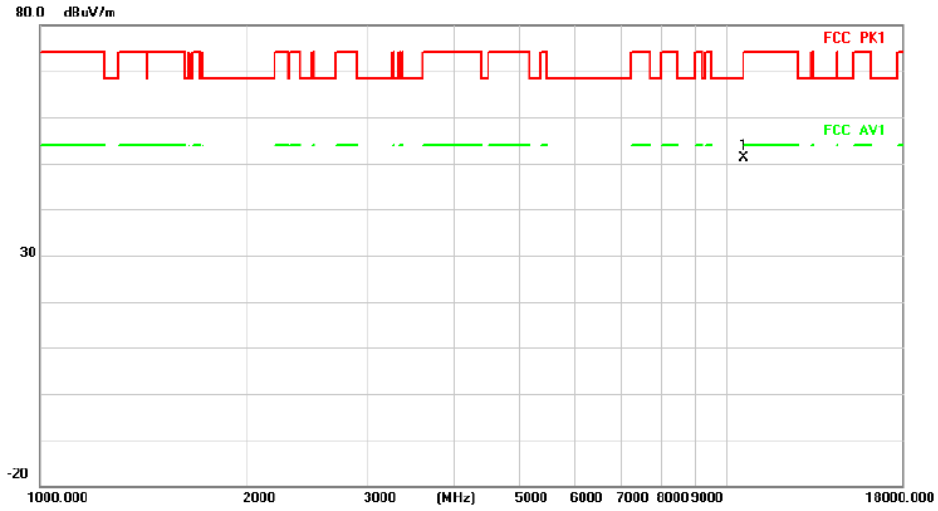

No.	Mk.	Freq.	Reading Level	Correct Factor	Measure-ment	Limit	Over	
		MHz	dBuV	dB/m	dBuV/m	dBuV/m	dB	Detector
1	*	10560.000	35.21	15.98	51.19	68.20	-17.01	peak

Above 1G (1GHz~18GHz)	Test mode: 11AC20MIMO	Test Channel:64

VERTICAL

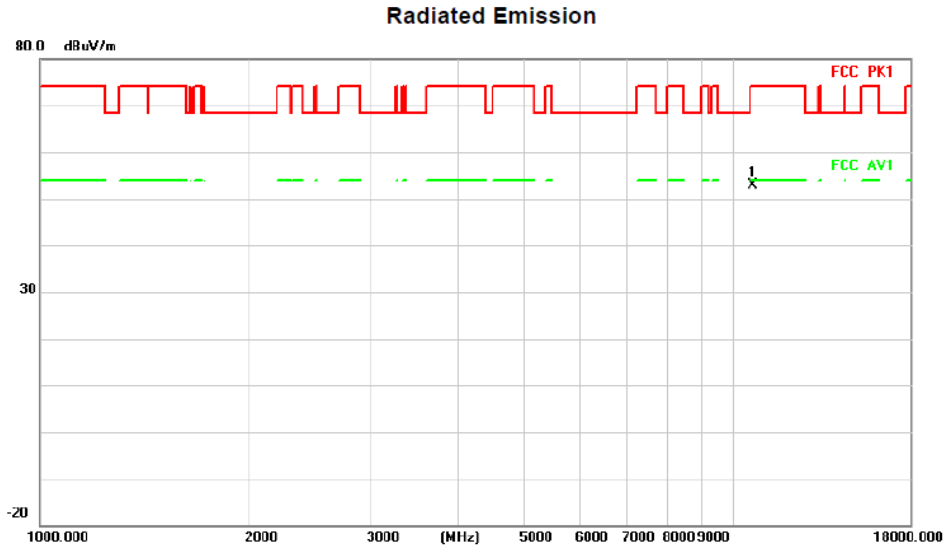

No.	Mk.	Freq.	Reading Level	Correct Factor	Measure-ment	Limit	Over	
		MHz	dBuV	dB/m	dBuV/m	dBuV/m	dB	Detector
1	*	10640.000	36.35	16.47	52.82	74.00	-21.18	peak

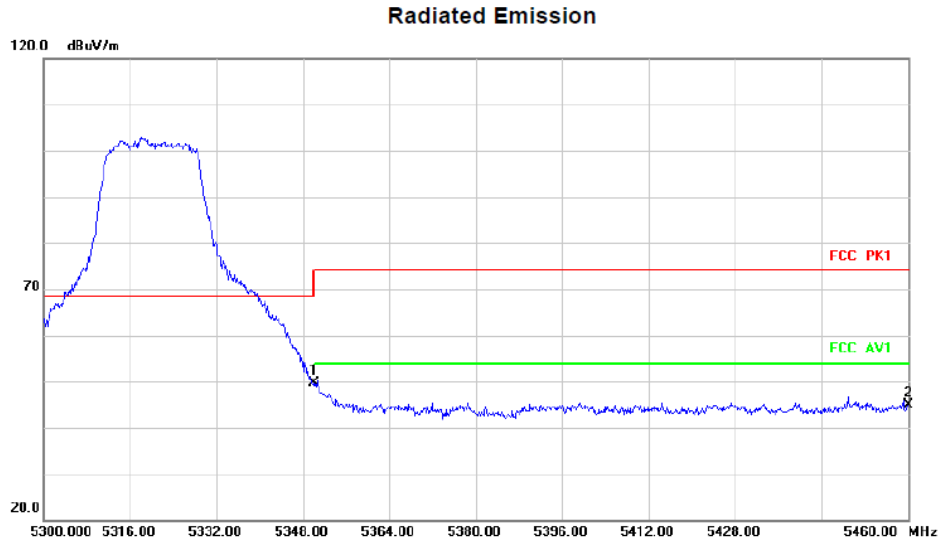

No.	Mk.	Freq.	Reading Level	Correct Factor	Measure-ment	Limit	Over	
		MHz	dBuV	dB/m	dBuV/m	dBuV/m	dB	Detector
1	*	5350.000	45.15	4.44	49.59	68.20	-18.61	peak
2		5460.000	40.47	4.51	44.98	68.20	-23.22	peak

HORIZONTA

Radiated Emission

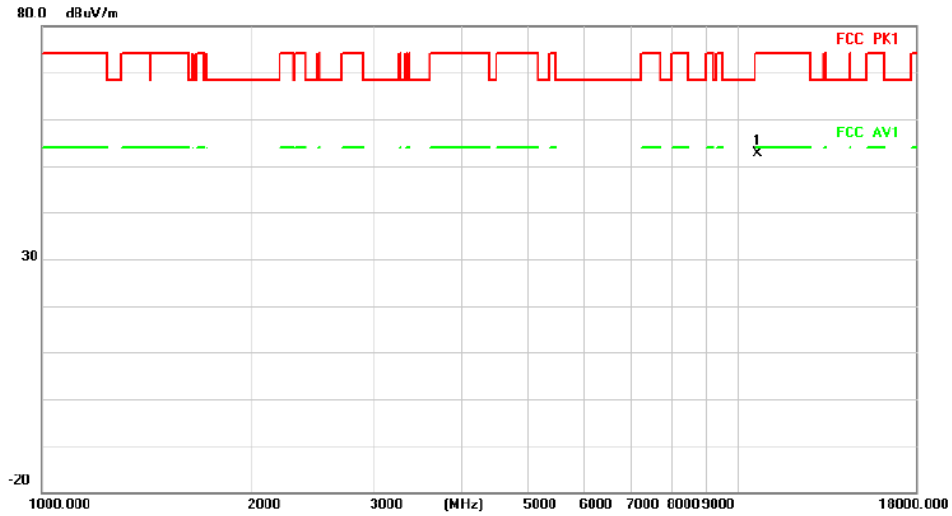

No.	Mk.	Freq.	Reading Level	Correct Factor	Measure-ment	Limit	Over	
		MHz	dBuV	dB/m	dBuV/m	dBuV/m	dB	Detector
1	*	10640.000	36.10	16.47	52.57	74.00	-21.43	peak

Radiated Emission

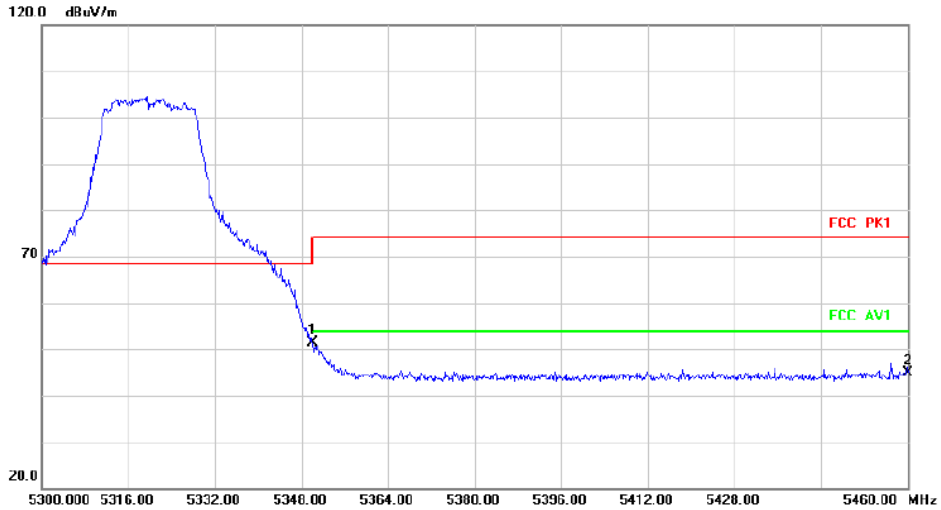

No.	Mk.	Freq.	Reading Level	Correct Factor	Measure-ment	Limit	Over	
		MHz	dBuV	dB/m	dBuV/m	dBuV/m	dB	Detector
1	*	5350.000	46.82	4.44	51.26	68.20	-16.94	peak
2		5460.000	40.38	4.51	44.89	68.20	-23.31	peak

Above 1G (1GHz~18GHz)	Test mode: 11AC20MIMO	Test Channel:100

VERTICAL

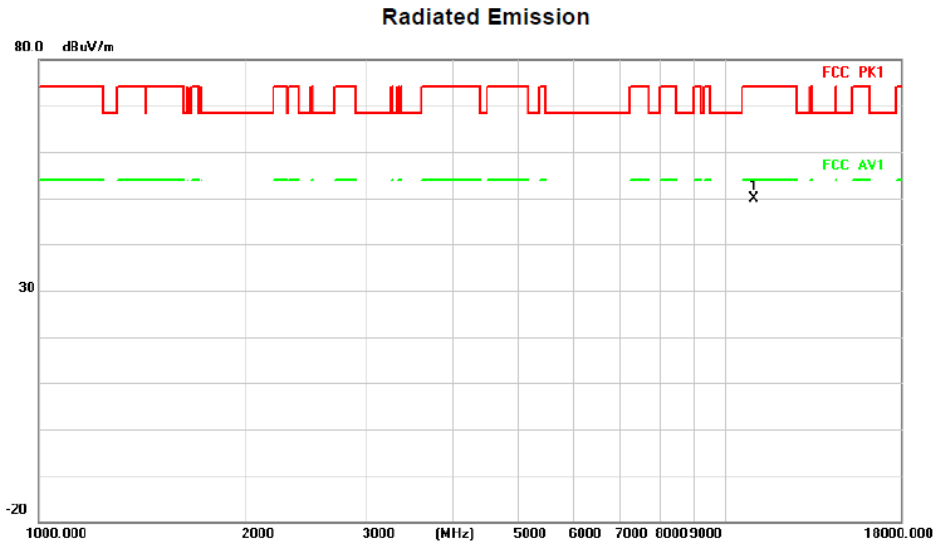

No.	Mk.	Freq.	Reading Level	Correct Factor	Measure-ment	Limit	Over	
		MHz	dBuV	dB/m	dBuV/m	dBuV/m	dB	Detector
1	*	11000.000	36.32	13.44	49.76	74.00	-24.24	peak

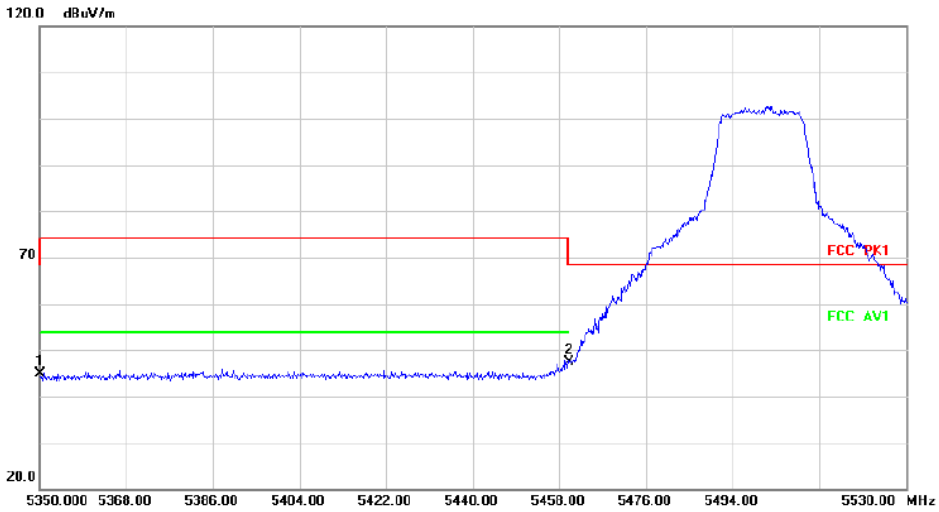

No.	Mk.	Freq.	Reading Level	Correct Factor	Measure-ment	Limit	Over	
		MHz	dBuV	dB/m	dBuV/m	dBuV/m	dB	Detector
1		5350.000	40.39	4.44	44.83	68.20	-23.37	peak
2	*	5460.000	42.96	4.51	47.47	68.20	-20.73	peak

HORIZONTA

Radiated Emission

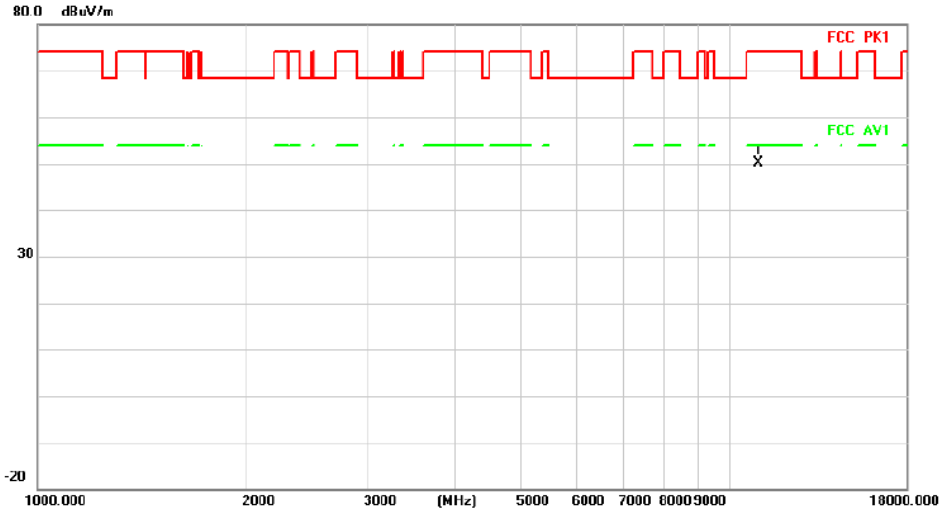

No.	Mk.	Freq.	Reading Level	Correct Factor	Measure-ment	Limit	Over	
		MHz	dBuV	dB/m	dBuV/m	dBuV/m	dB	Detector
1	*	11000.000	36.77	13.44	50.21	74.00	-23.79	peak

Radiated Emission

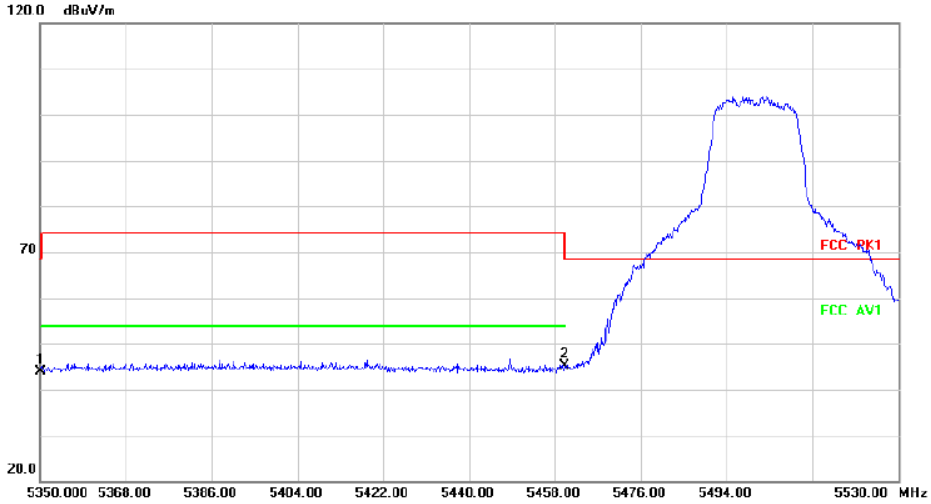

No.	Mk.	Freq.	Reading Level	Correct Factor	Measure-ment	Limit	Over	
		MHz	dBuV	dB/m	dBuV/m	dBuV/m	dB	Detector
1		5350.000	39.38	4.44	43.82	68.20	-24.38	peak
2	*	5460.000	40.70	4.51	45.21	68.20	-22.99	peak

Above 1G (1GHz~18GHz)	Test mode: 11AC20MIMO	Test Channel:116

VERTICAL

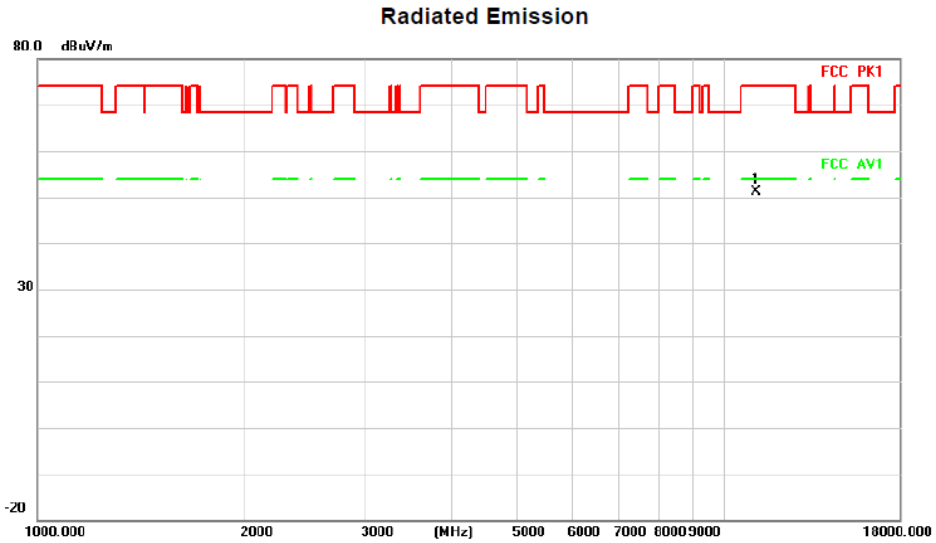

No.	Mk.	Freq.	Reading Level	Correct Factor	Measure-ment	Limit	Over	
		MHz	dBuV	dB/m	dBuV/m	dBuV/m	dB	Detector
1	*	11140.000	-7.72	58.77	51.05	74.00	-22.95	peak

HORIZONTA

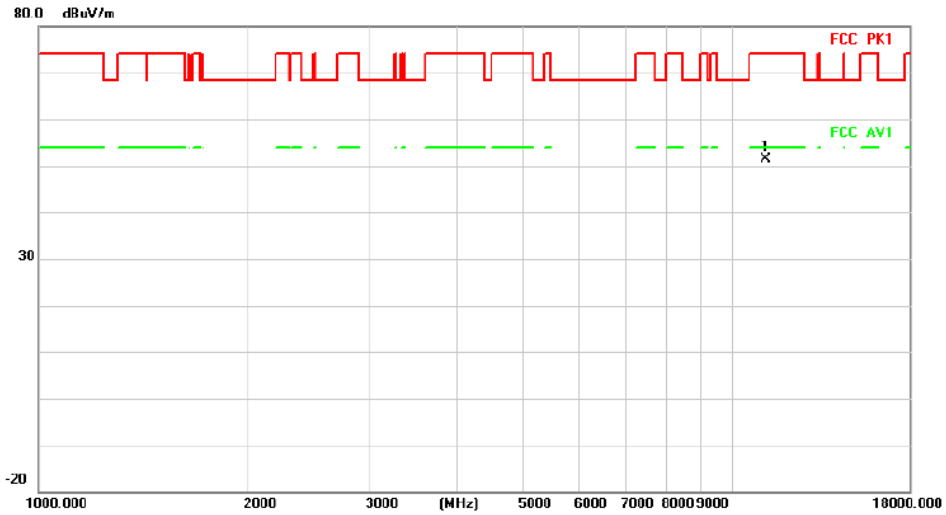

No.	Mk.	Freq.	Reading Level	Correct Factor	Measure-ment	Limit	Over	
		MHz	dBuV	dB/m	dBuV/m	dBuV/m	dB	Detector
1	*	11160.000	-7.44	58.77	51.33	74.00	-22.67	peak

Above 1G (1GHz~18GHz)	Test mode: 11AC20MIMO	Test Channel:140

VERTICAL

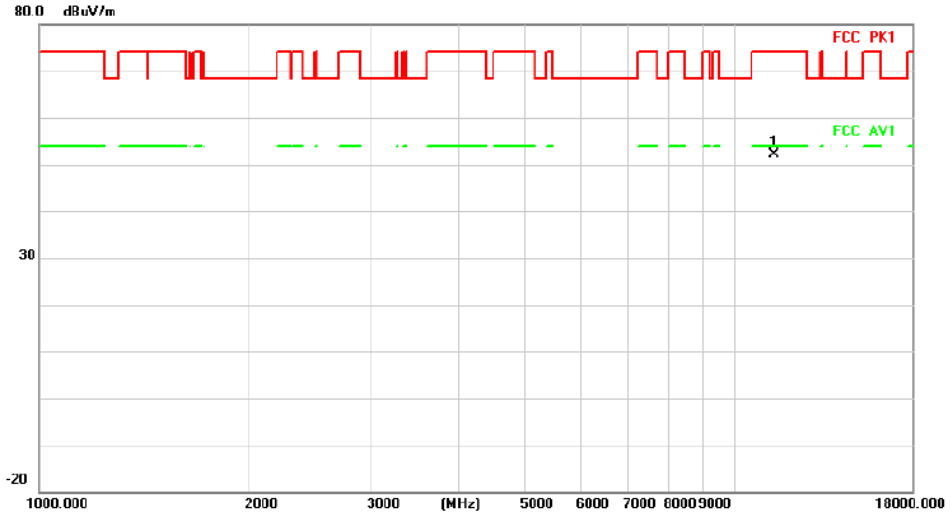

No.	Mk.	Freq.	Reading Level	Correct Factor	Measure-ment	Limit	Over	
		MHz	dBuV	dB/m	dBuV/m	dBuV/m	dB	Detector
1	*	11400.000	-6.92	59.06	52.14	74.00	-21.86	peak

HORIZONTA

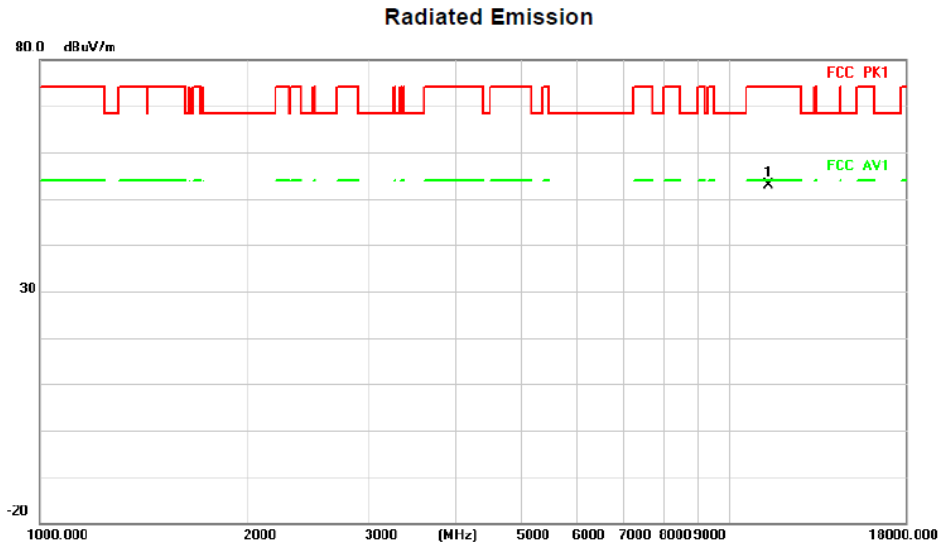

No.	Mk.	Freq.	Reading Level	Correct Factor	Measure-ment	Limit	Over	
		MHz	dBuV	dB/m	dBuV/m	dBuV/m	dB	Detector
1	*	11400.000	-6.11	59.06	52.95	74.00	-21.05	peak

Above 1G (1GHz~18GHz)	Test mode: 11AC20MIMO	Test Channel:149

VERTICAL

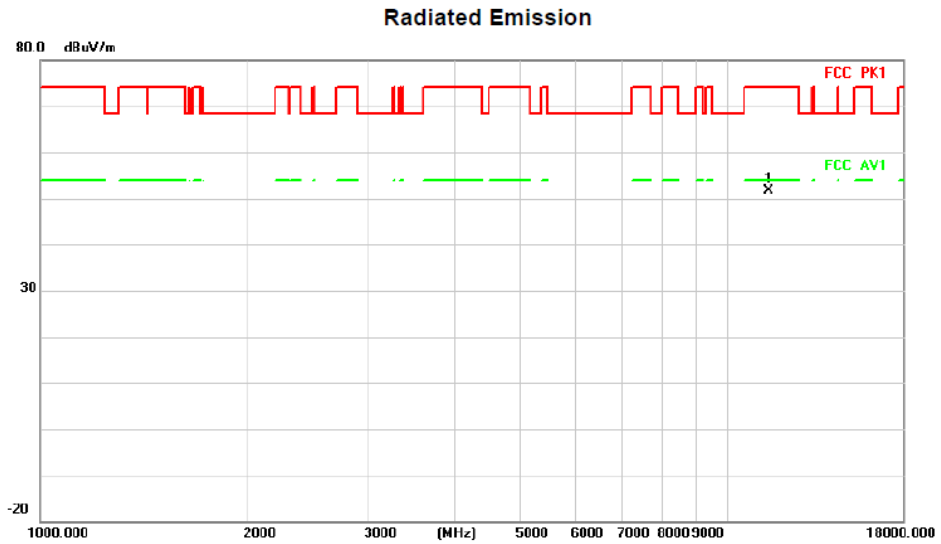

No.	Mk.	Freq.	Reading Level	Correct Factor	Measure-ment	Limit	Over	
		MHz	dBuV	dB/m	dBuV/m	dBuV/m	dB	Detector
1	*	11490.000	-7.65	59.26	51.61	74.00	-22.39	peak

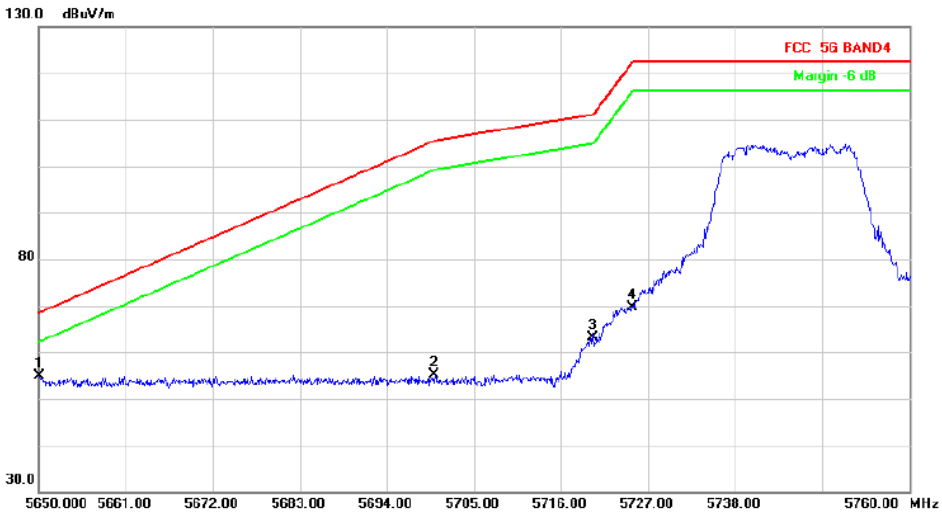

No.	Mk.	Freq.	Reading Level	Correct Factor	Measure-ment	Limit	Over	
		MHz	dBuV	dB/m	dBuV/m	dBuV/m	dB	Detector
1	*	5650.000	49.82	5.12	54.94	68.20	-13.26	peak
2		5700.000	49.63	5.46	55.09	105.20	-50.11	peak
3		5720.000	57.77	5.33	63.10	110.80	-47.70	peak
4		5725.000	64.44	5.30	69.74	122.20	-52.46	peak

HORIZONTA

Radiated Emission

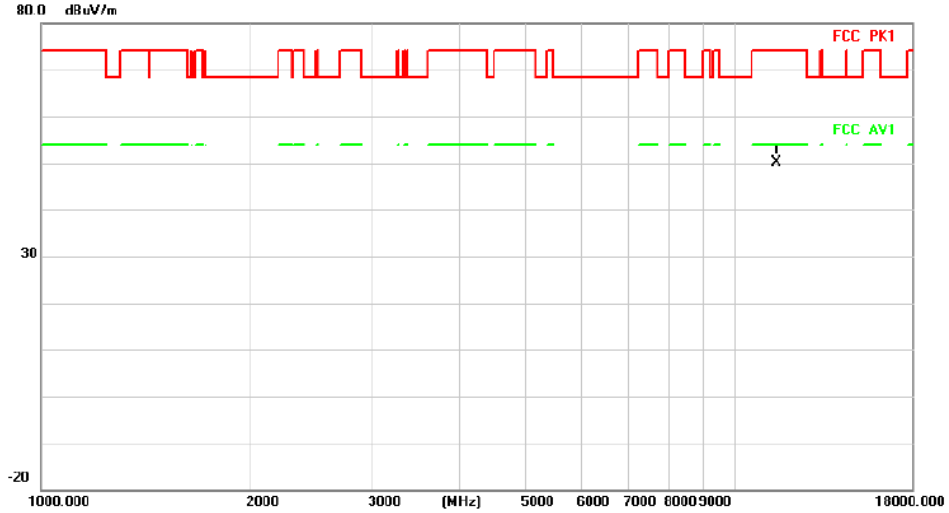

No.	Mk.	Freq.	Reading Level	Correct Factor	Measure-ment	Limit	Over	
		MHz	dBuV	dB/m	dBuV/m	dBuV/m	dB	Detector
1	*	11490.000	-9.07	59.26	50.19	74.00	-23.81	peak

Radiated Emission

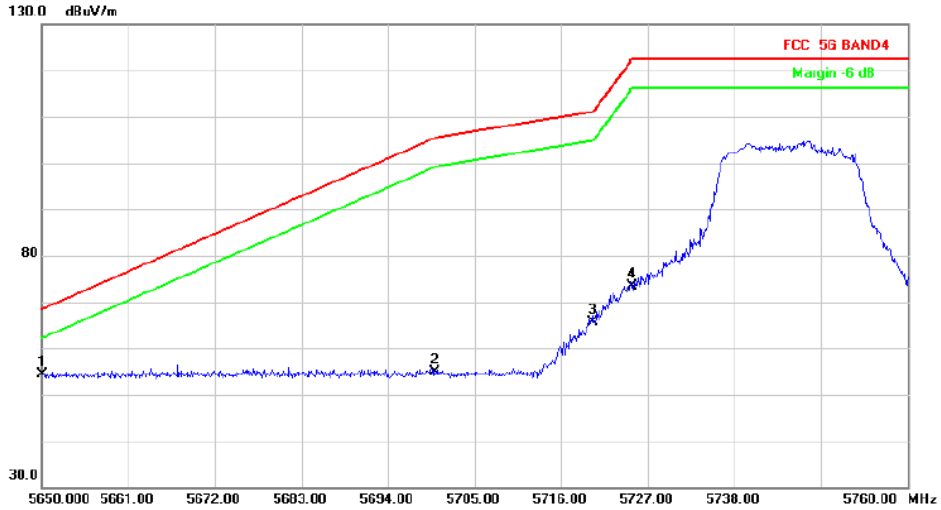

No.	Mk.	Freq.	Reading Level	Correct Factor	Measure-ment	Limit	Over	
		MHz	dBuV	dB/m	dBuV/m	dBuV/m	dB	Detector
1	*	5650.000	49.26	5.12	54.38	68.20	-13.82	peak
2		5700.000	49.40	5.46	54.86	105.20	-50.34	peak
3		5720.000	60.30	5.33	65.63	110.80	-45.17	peak
4		5725.000	67.98	5.30	73.28	122.20	-48.92	peak

Above 1G (1GHz~18GHz)	Test mode: 11AC20MIMO	Test Channel:157

VERTICAL

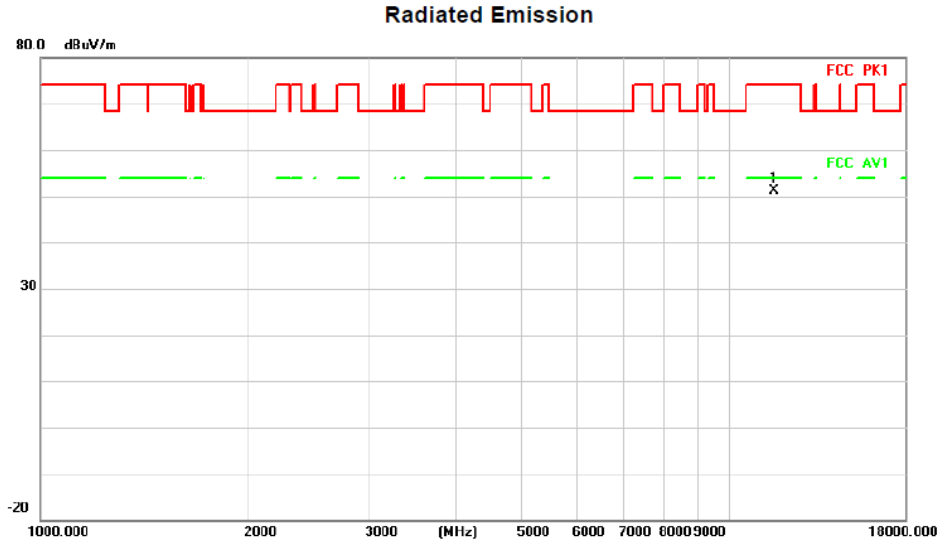

No.	Mk.	Freq.	Reading Level	Correct Factor	Measure-ment	Limit	Over	
		MHz	dBuV	dB/m	dBuV/m	dBuV/m	dB	Detector
1	*	11570.000	-7.93	58.95	51.02	74.00	-22.98	peak

HORIZONTA

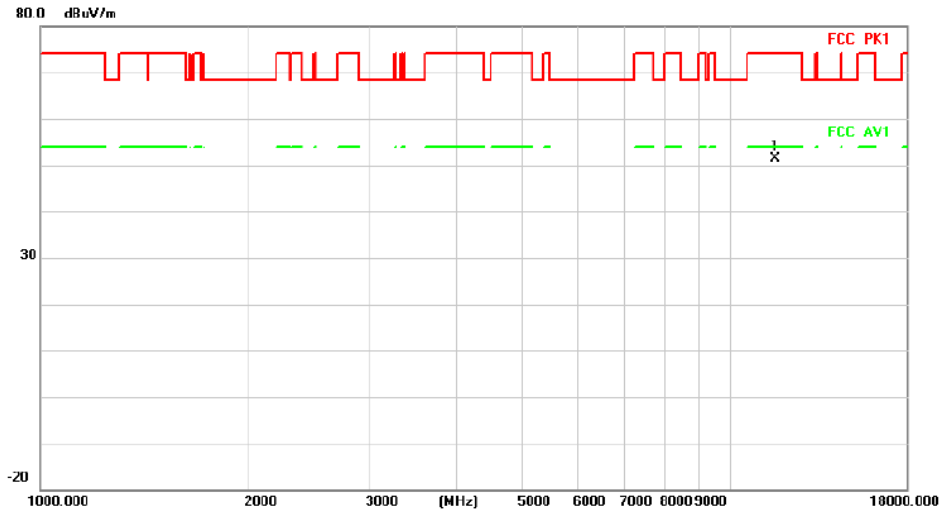

No.	Mk.	Freq.	Reading Level	Correct Factor	Measure-ment	Limit	Over	
		MHz	dBuV	dB/m	dBuV/m	dBuV/m	dB	Detector
1	*	11570.000	-7.58	58.95	51.37	74.00	-22.63	peak

Above 1G (1GHz~18GHz)	Test mode: 11AC20MIMO	Test Channel:165

VERTICAL

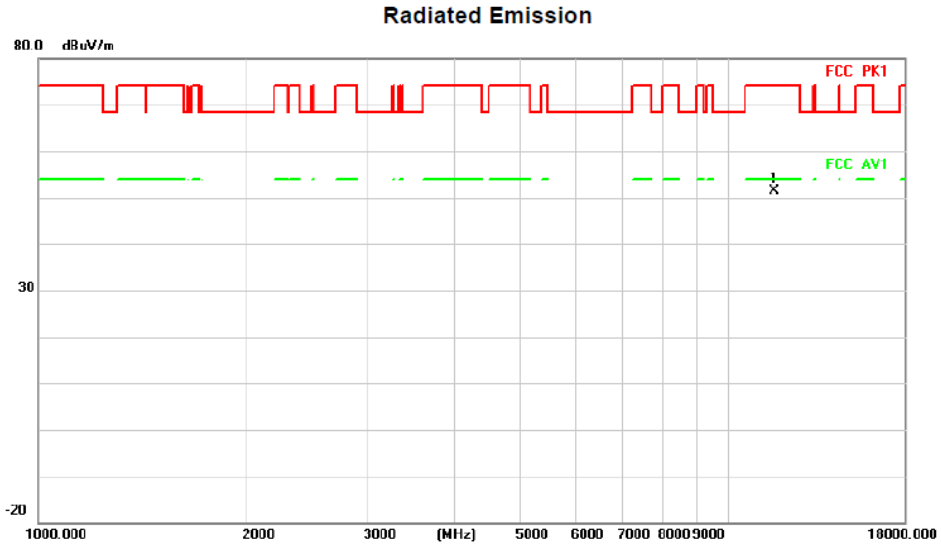

No.	Mk.	Freq.	Reading Level	Correct Factor	Measure-ment	Limit	Over	
		MHz	dBuV	dB/m	dBuV/m	dBuV/m	dB	Detector
1	*	11650.000	-7.32	58.62	51.30	74.00	-22.70	peak

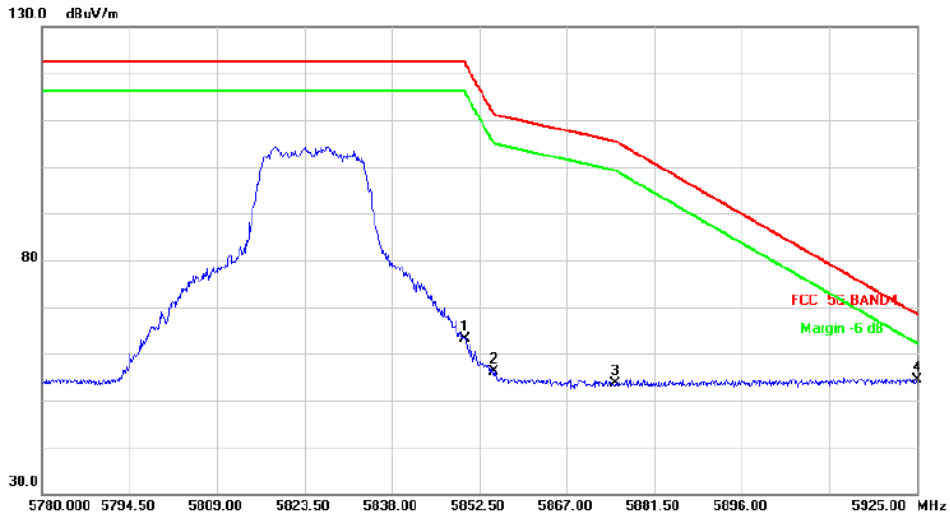

No.	Mk.	Freq.	Reading Level	Correct Factor	Measure-ment	Limit	Over	
		MHz	dBuV	dB/m	dBuV/m	dBuV/m	dB	Detector
1		5850.000	57.89	5.18	63.07	122.20	-59.13	peak
2		5855.000	51.00	5.25	56.25	110.80	-54.55	peak
3		5875.000	48.13	5.51	53.64	105.20	-51.56	peak
4	*	5925.000	48.04	6.28	54.32	68.20	-13.88	peak

HORIZONTA

Radiated Emission

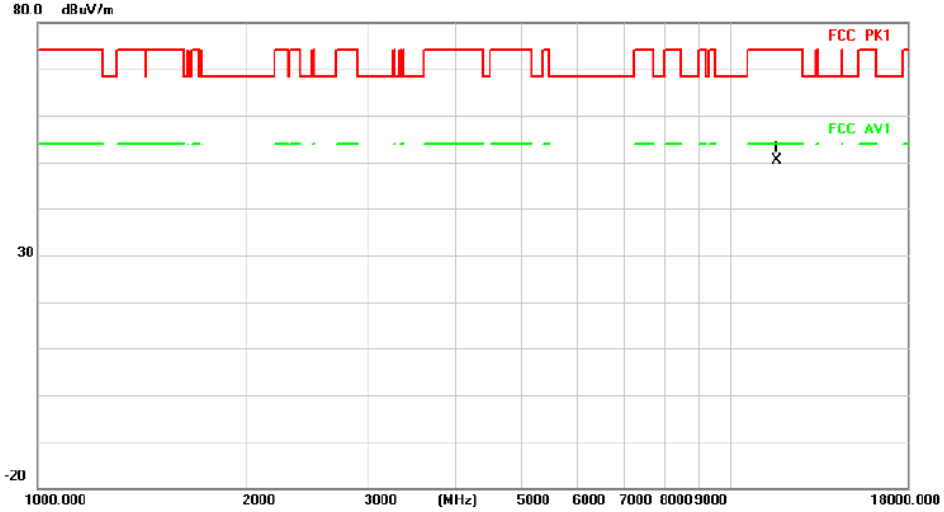

No.	Mk.	Freq.	Reading Level	Correct Factor	Measure-ment	Limit	Over	
		MHz	dBuV	dB/m	dBuV/m	dBuV/m	dB	Detector
1	*	11650.000	-8.13	58.62	50.49	74.00	-23.51	peak

Radiated Emission

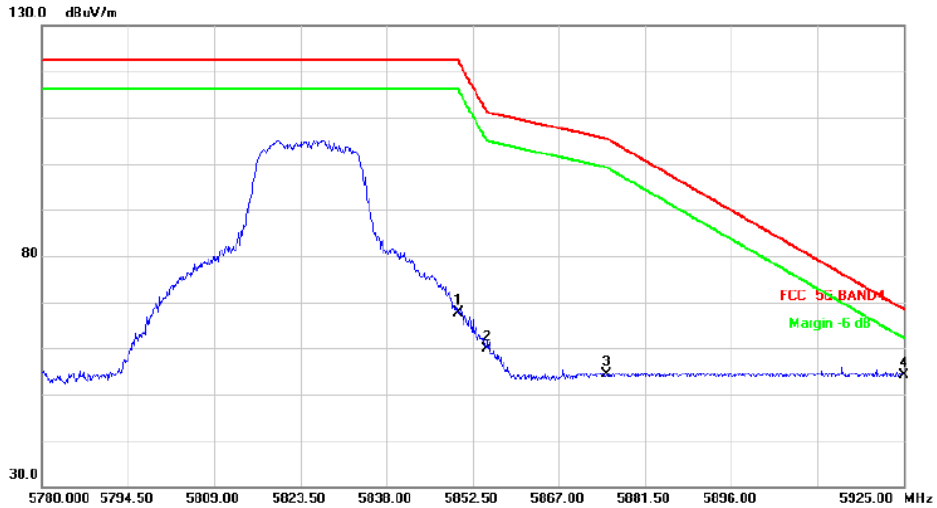

No.	Mk.	Freq.	Reading Level	Correct Factor	Measure-ment	Limit	Over	
		MHz	dBuV	dB/m	dBuV/m	dBuV/m	dB	Detector
1		5850.000	62.33	5.18	67.51	122.20	-54.69	peak
2		5855.000	54.58	5.25	59.83	110.80	-50.97	peak
3		5875.000	48.78	5.51	54.29	105.20	-50.91	peak
4	*	5925.000	47.88	6.28	54.16	68.20	-14.04	peak

Above 1G (1GHz~18GHz)	Test mode: 11AC40MIMO	Test Channel:38

VERTICAL

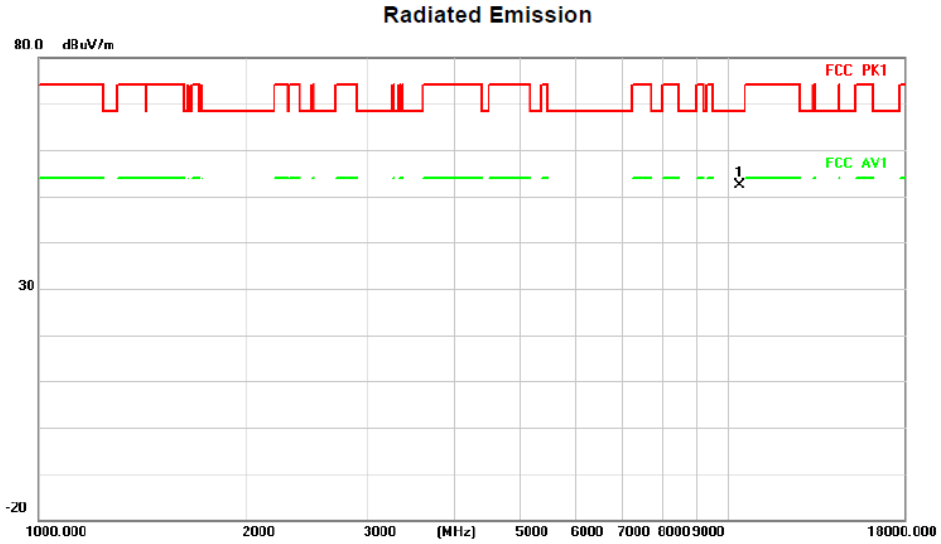

No.	Mk.	Freq.	Reading Level	Correct Factor	Measure-ment	Limit	Over	
		MHz	dBuV	dB/m	dBuV/m	dBuV/m	dB	Detector
1	*	10380.000	35.65	16.80	52.45	68.20	-15.75	peak

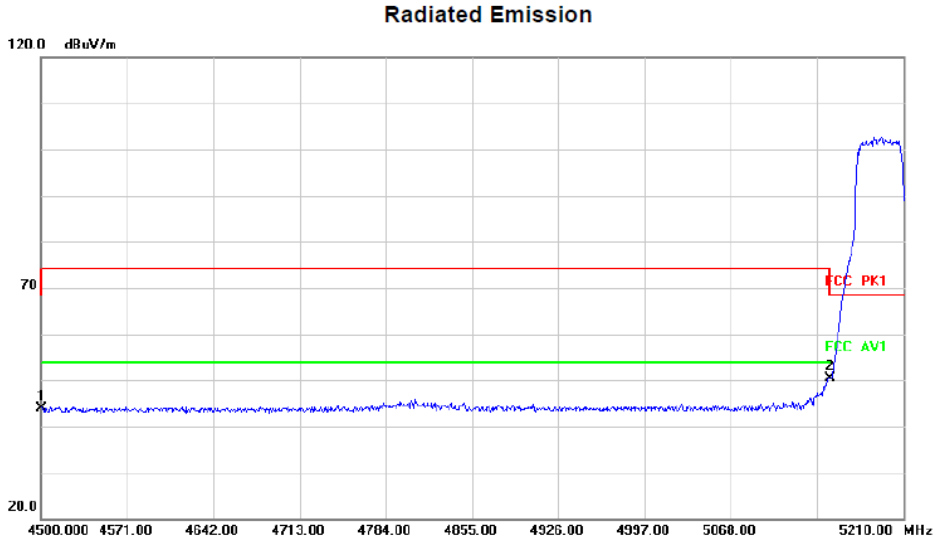

No.	Mk.	Freq.	Reading Level	Correct Factor	Measure-ment	Limit	Over	
		MHz	dBuV	dB/m	dBuV/m	dBuV/m	dB	Detector
1		4500.000	29.97	13.85	43.82	68.20	-24.38	peak
2	*	5150.000	34.71	15.62	50.33	68.20	-17.87	peak

HORIZONTA

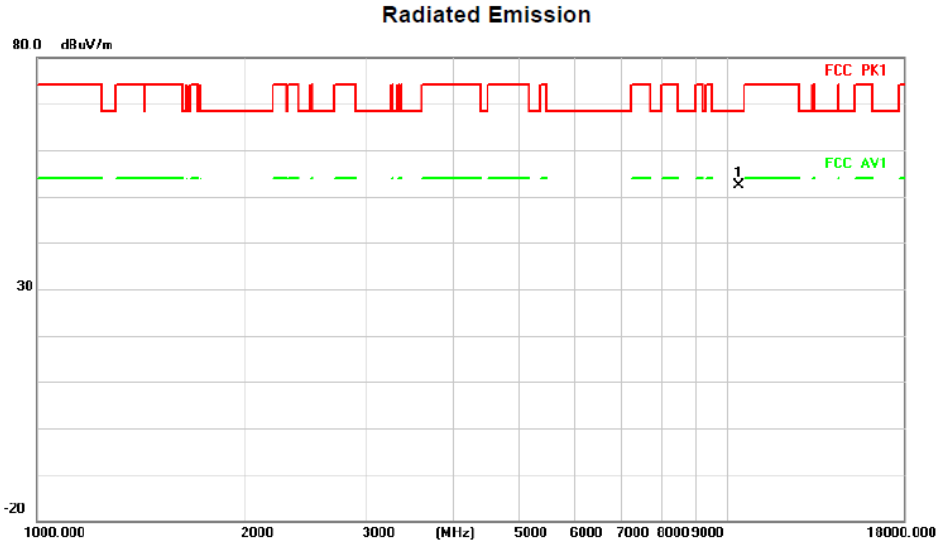

No.	Mk.	Freq.	Reading Level	Correct Factor	Measure-ment	Limit	Over	
		MHz	dBuV	dB/m	dBuV/m	dBuV/m	dB	Detector
1	*	10380.000	35.68	16.80	52.48	68.20	-15.72	peak

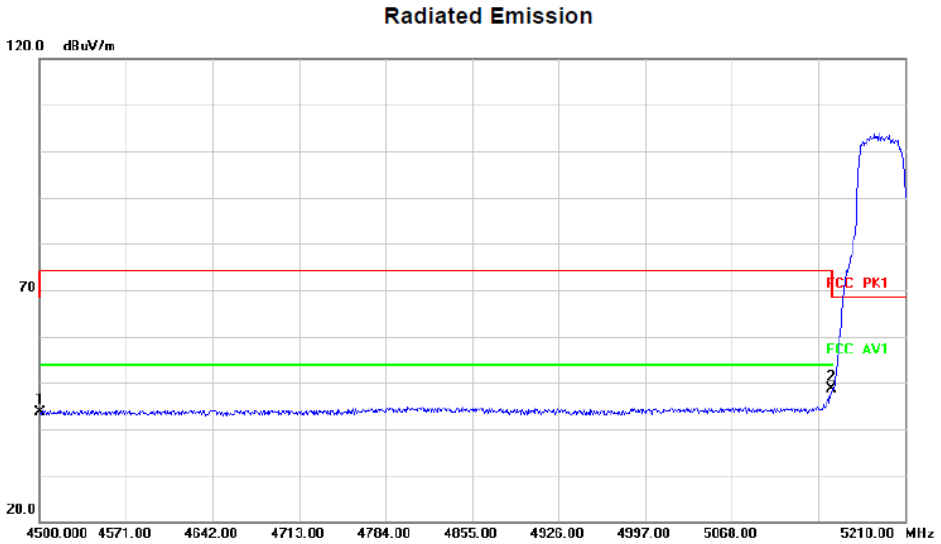

No.	Mk.	Freq.	Reading Level	Correct Factor	Measure-ment	Limit	Over	
		MHz	dBuV	dB/m	dBuV/m	dBuV/m	dB	Detector
1		4500.000	29.74	13.85	43.59	68.20	-24.61	peak
2	*	5150.000	32.96	15.62	48.58	68.20	-19.62	peak

Above 1G (1GHz~18GHz)	Test mode: 11AC40MIMO	Test Channel:46

VERTICAL

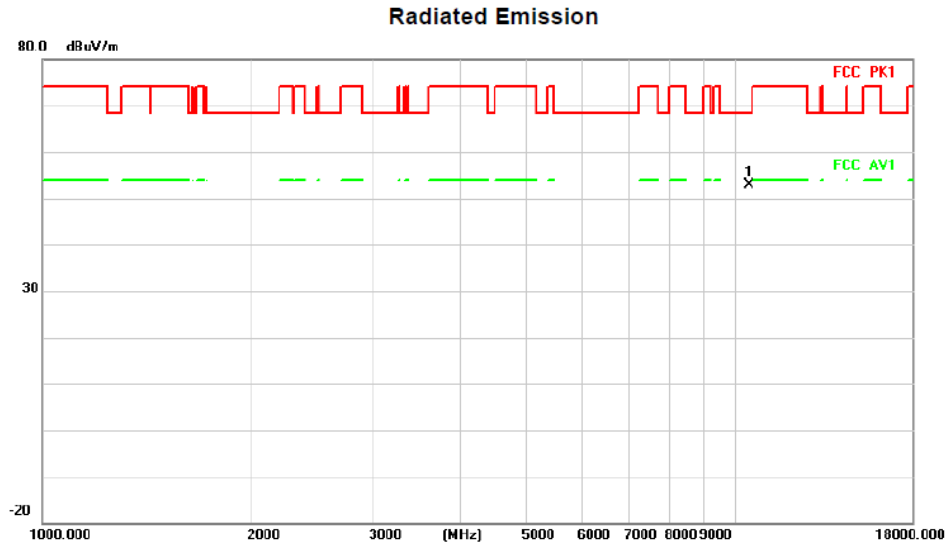

No.	Mk.	Freq.	Reading Level	Correct Factor	Measure-ment	Limit	Over	
		MHz	dBuV	dB/m	dBuV/m	dBuV/m	dB	Detector
1	*	10460.000	36.48	16.49	52.97	68.20	-15.23	peak

HORIZONTA

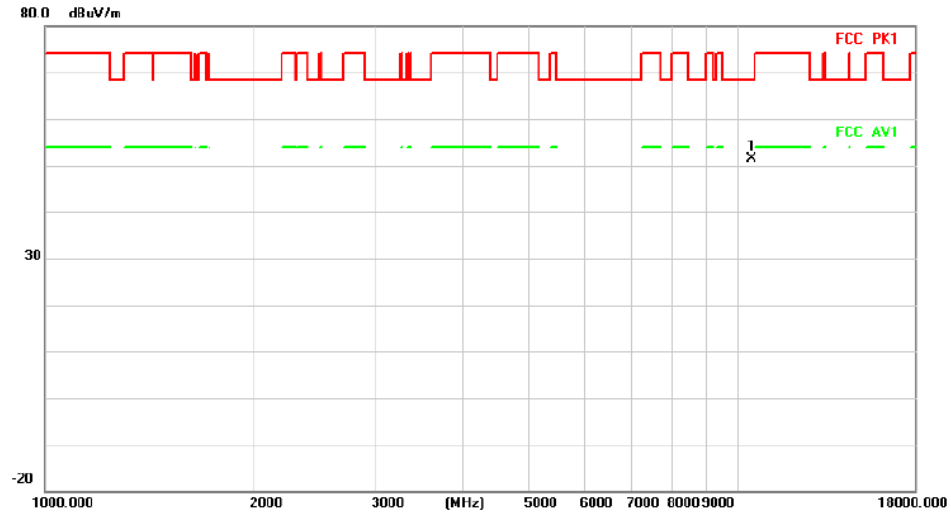

No.	Mk.	Freq.	Reading Level	Correct Factor	Measure-ment	Limit	Over	
		MHz	dBuV	dB/m	dBuV/m	dBuV/m	dB	Detector
1	*	10460.000	35.00	16.49	51.49	68.20	-16.71	peak

Above 1G (1GHz~18GHz)	Test mode: 11AC40MIMO	Test Channel:54

VERTICAL

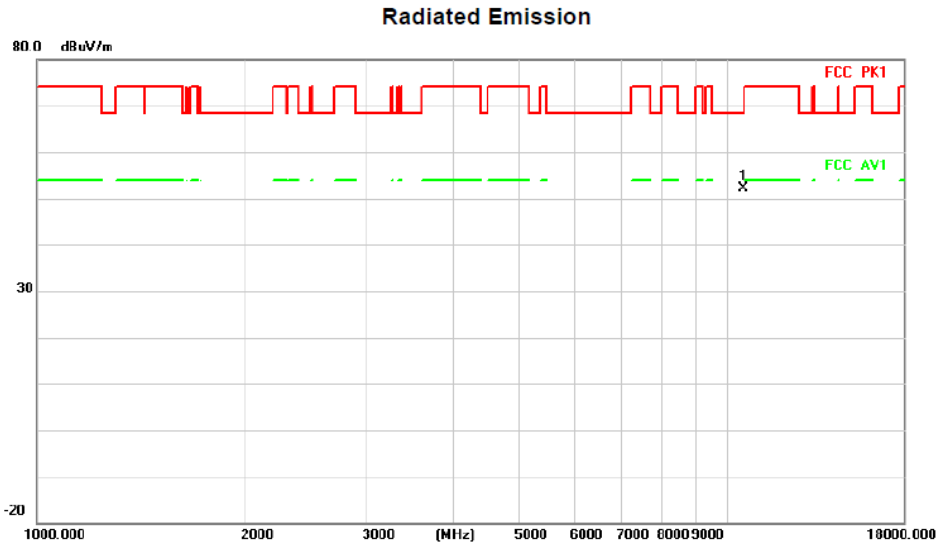

No.	Mk.	Freq.	Reading Level	Correct Factor	Measure-ment	Limit	Over	
		MHz	dBuV	dB/m	dBuV/m	dBuV/m	dB	Detector
1	*	10540.000	36.11	16.14	52.25	68.20	-15.95	peak

HORIZONTA

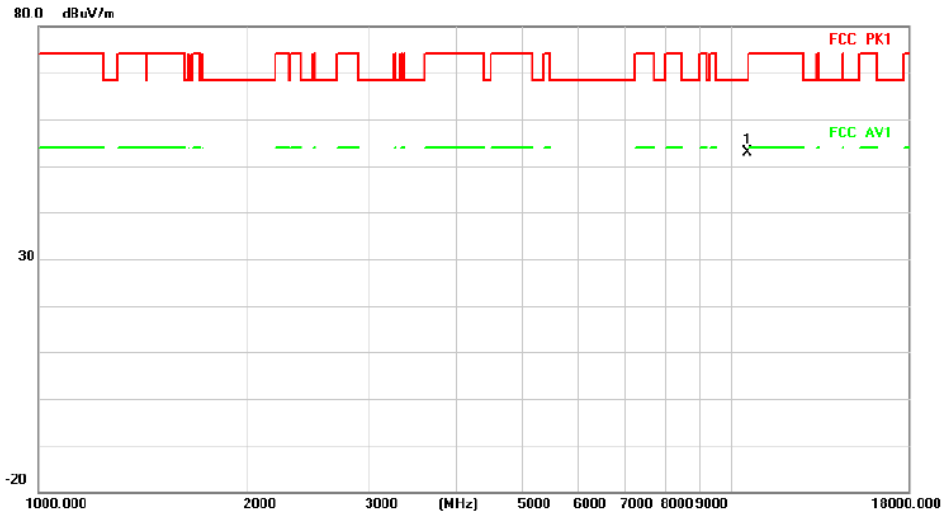

No.	Mk.	Freq.	Reading Level	Correct Factor	Measure-ment	Limit	Over	
		MHz	dBuV	dB/m	dBuV/m	dBuV/m	dB	Detector
1	*	10540.000	36.72	16.14	52.86	68.20	-15.34	peak

Above 1G (1GHz~18GHz)	Test mode: 11AC40MIMO	Test Channel:62

VERTICAL

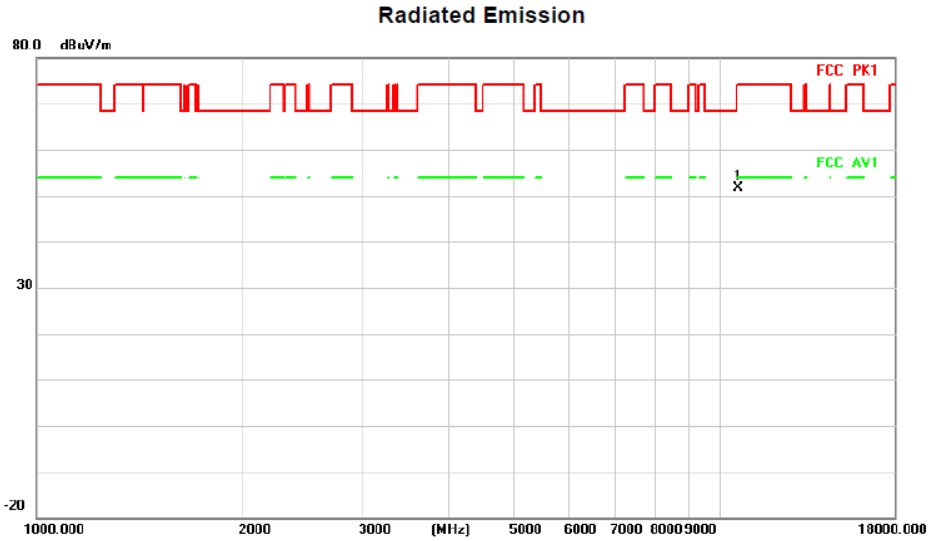

No.	Mk.	Freq.	Reading Level	Correct Factor	Measure-ment	Limit	Over	
		MHz	dBuV	dB/m	dBuV/m	dBuV/m	dB	Detector
1	*	10620.000	35.49	16.07	51.56	74.00	-22.44	peak

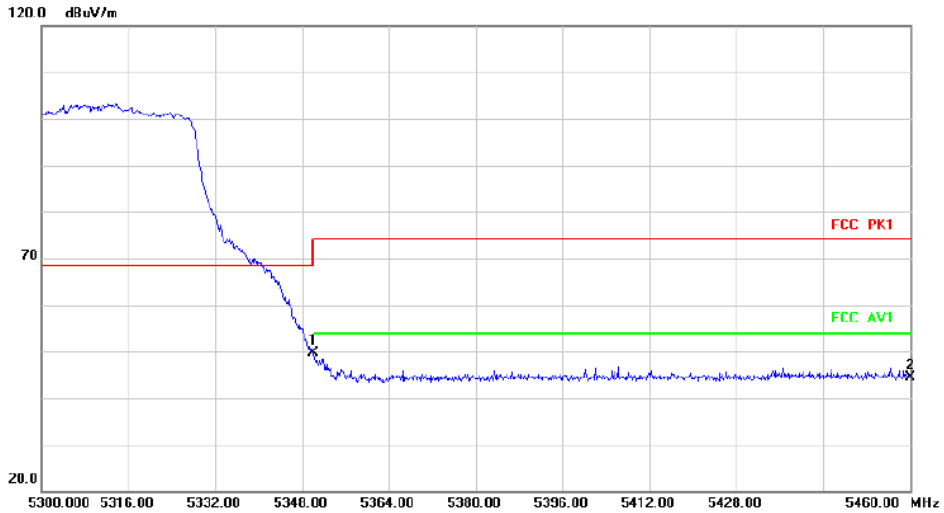

No.	Mk.	Freq.	Reading Level	Correct Factor	Measure-ment	Limit	Over	
		MHz	dBuV	dB/m	dBuV/m	dBuV/m	dB	Detector
1	*	5350.000	35.25	14.44	49.69	68.20	-18.51	peak
2		5460.000	29.85	14.51	44.36	68.20	-23.84	peak

HORIZONTA

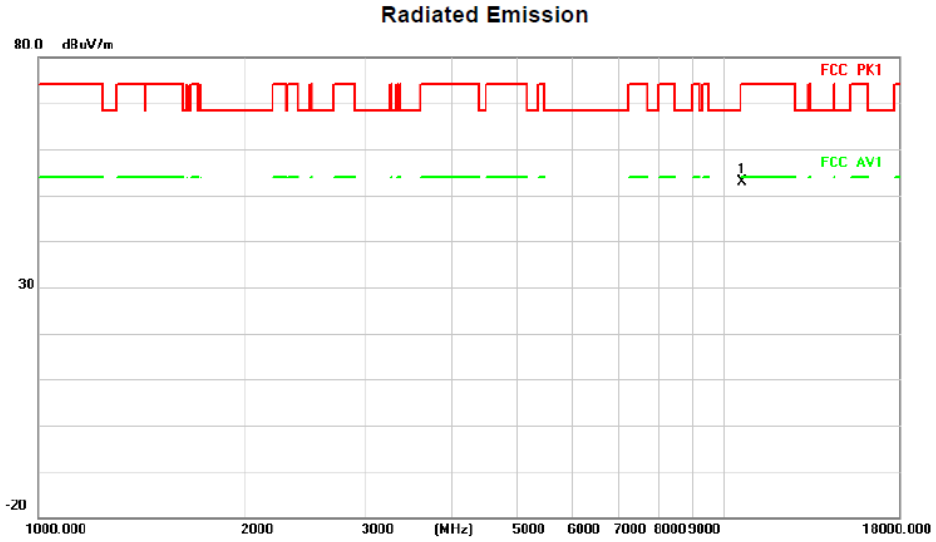

No.	Mk.	Freq.	Reading Level	Correct Factor	Measure-ment	Limit	Over	
		MHz	dBuV	dB/m	dBuV/m	dBuV/m	dB	Detector
1	*	10620.000	36.79	16.07	52.86	74.00	-21.14	peak

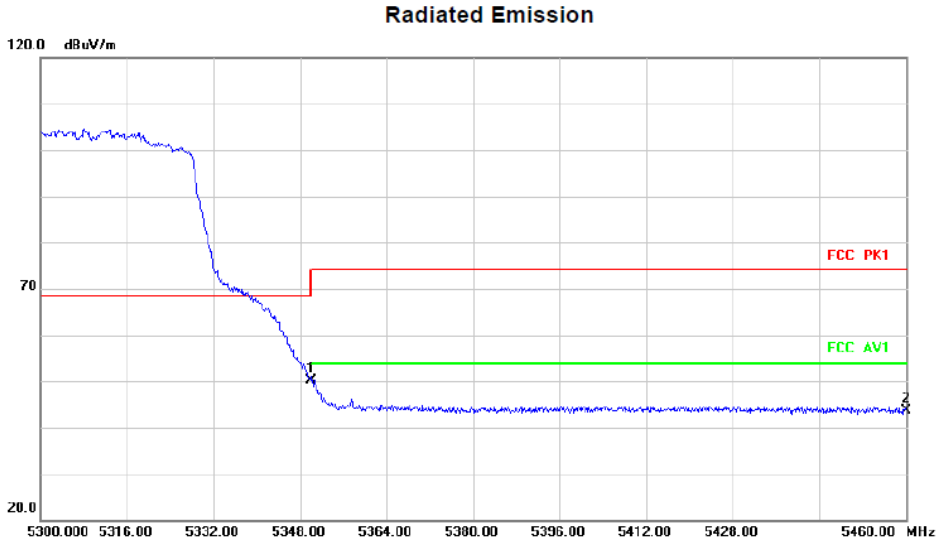

No.	Mk.	Freq.	Reading Level	Correct Factor	Measure-ment	Limit	Over	
		MHz	dBuV	dB/m	dBuV/m	dBuV/m	dB	Detector
1	*	5350.000	35.73	14.44	50.17	68.20	-18.03	peak
2		5460.000	29.03	14.51	43.54	68.20	-24.66	peak

Above 1G (1GHz~18GHz)	Test mode: 11AC40MIMO	Test Channel:102

VERTICAL

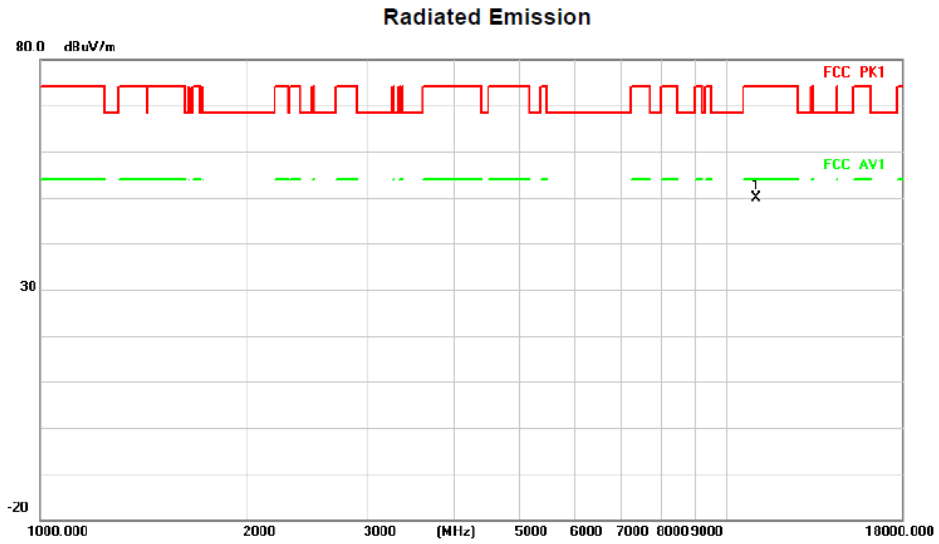

No.	Mk.	Freq.	Reading Level	Correct Factor	Measure-ment	Limit	Over	
		MHz	dBuV	dB/m	dBuV/m	dBuV/m	dB	Detector
1	*	11020.000	36.13	13.66	49.79	74.00	-24.21	peak

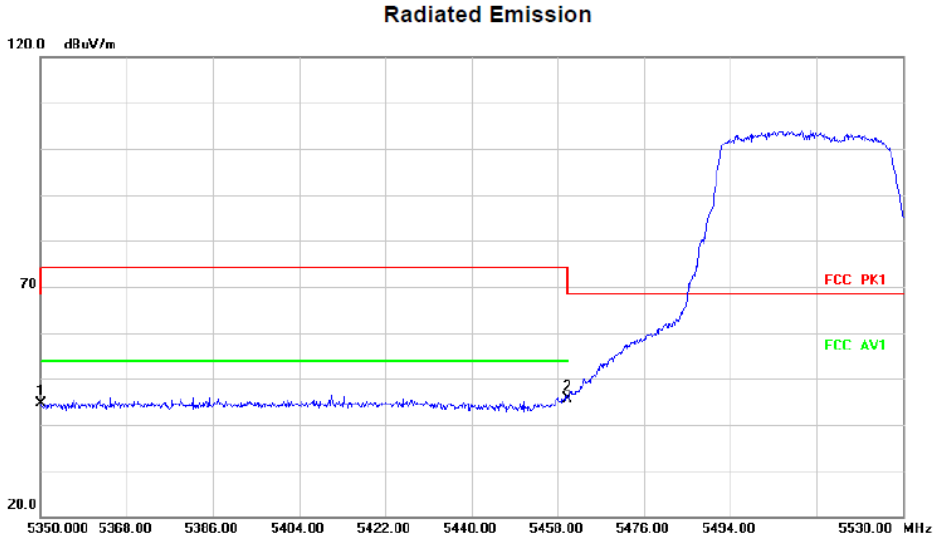

No.	Mk.	Freq.	Reading Level	Correct Factor	Measure-ment	Limit	Over	
		MHz	dBuV	dB/m	dBuV/m	dBuV/m	dB	Detector
1		5350.000	30.27	14.44	44.71	68.20	-23.49	peak
2	*	5460.000	31.21	14.51	45.72	68.20	-22.48	peak

HORIZONTA

Radiated Emission

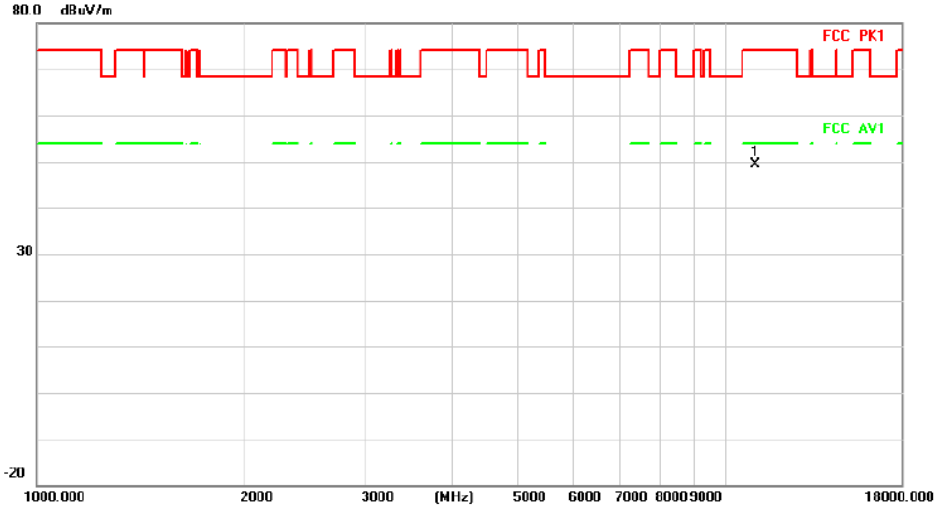

No.	Mk.	Freq.	Reading Level	Correct Factor	Measure-ment	Limit	Over	
		MHz	dBuV	dB/m	dBuV/m	dBuV/m	dB	Detector
1	*	11020.000	35.74	13.66	49.40	74.00	-24.60	peak

Radiated Emission

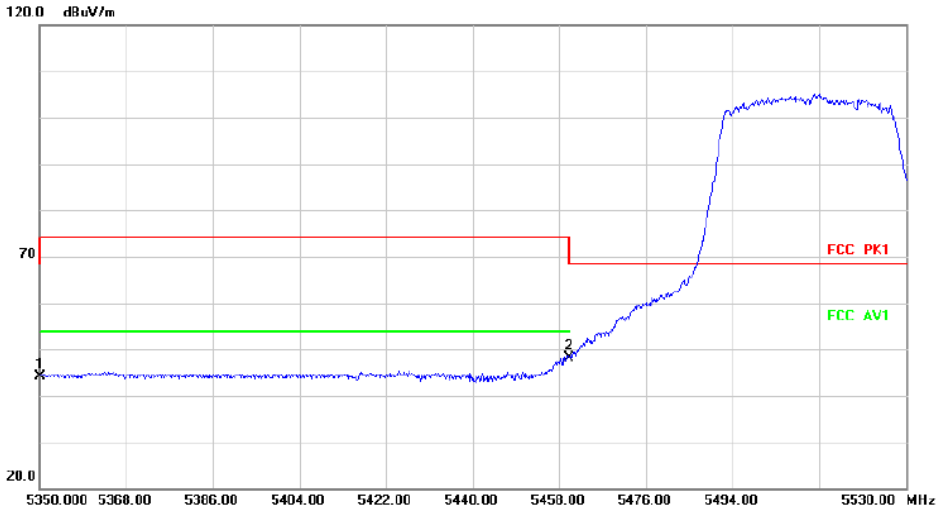

No.	Mk.	Freq.	Reading Level	Correct Factor	Measure-ment	Limit	Over	
		MHz	dBuV	dB/m	dBuV/m	dBuV/m	dB	Detector
1		5350.000	29.65	14.44	44.09	68.20	-24.11	peak
2	*	5460.000	33.52	14.51	48.03	68.20	-20.17	peak

Above 1G (1GHz~18GHz)	Test mode: 11AC40MIMO	Test Channel:118

VERTICAL

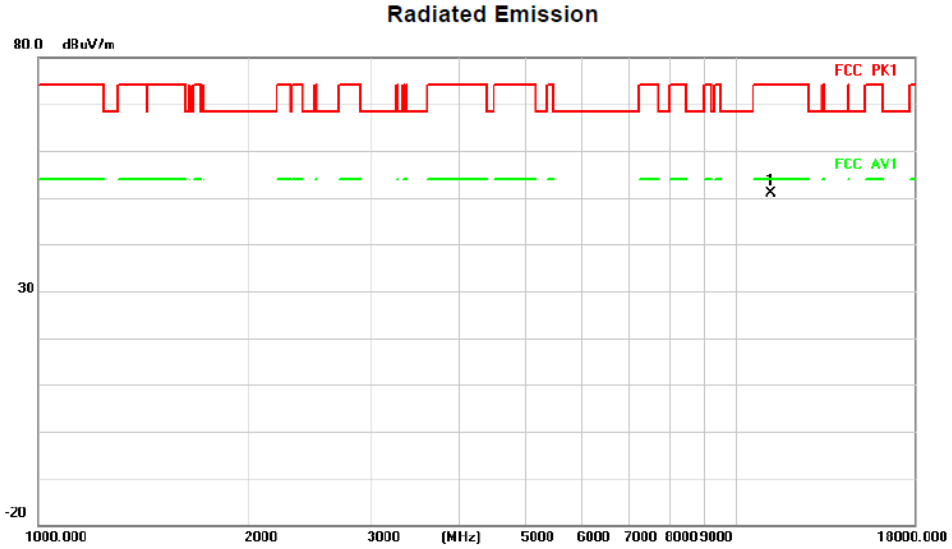

No.	Mk.	Freq.	Reading Level	Correct Factor	Measure-ment	Limit	Over	
		MHz	dBuV	dB/m	dBuV/m	dBuV/m	dB	Detector
1	*	11180.000	-7.86	58.77	50.91	74.00	-23.09	peak

HORIZONTA

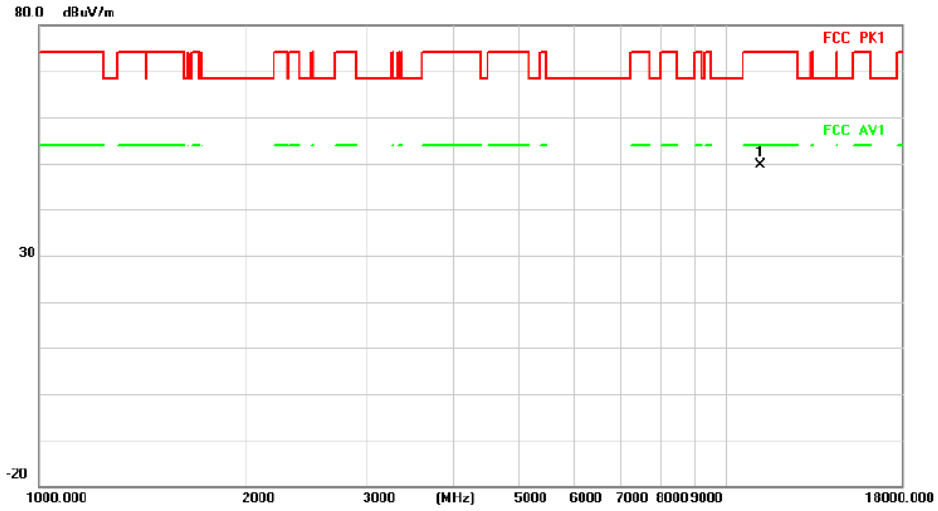

No.	Mk.	Freq.	Reading Level	Correct Factor	Measure-ment	Limit	Over	
		MHz	dBuV	dB/m	dBuV/m	dBuV/m	dB	Detector
1	*	11180.000	-9.18	58.77	49.59	74.00	-24.41	peak

Above 1G (1GHz~18GHz)	Test mode: 11AC40MIMO	Test Channel:134

VERTICAL

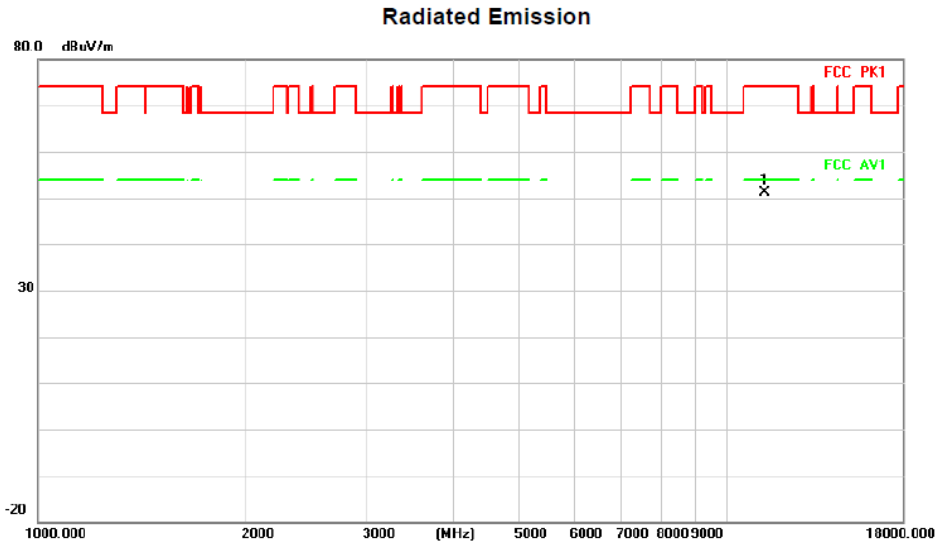

No.	Mk.	Freq.	Reading Level	Correct Factor	Measure-ment	Limit	Over	
		MHz	dBuV	dB/m	dBuV/m	dBuV/m	dB	Detector
1	*	11340.000	-7.59	58.76	51.17	74.00	-22.83	peak

HORIZONTA

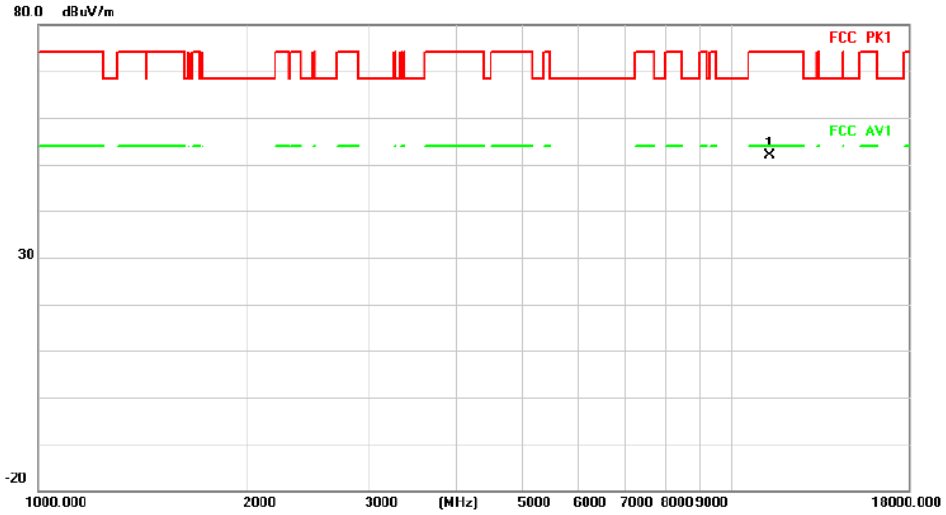

No.	Mk.	Freq.	Reading Level	Correct Factor	Measure-ment	Limit	Over	
		MHz	dBuV	dB/m	dBuV/m	dBuV/m	dB	Detector
1	*	11340.000	-6.93	58.76	51.83	74.00	-22.17	peak

Above 1G (1GHz~18GHz)	Test mode: 11AC40MIMO	Test Channel:151

VERTICAL

Radiated Emission

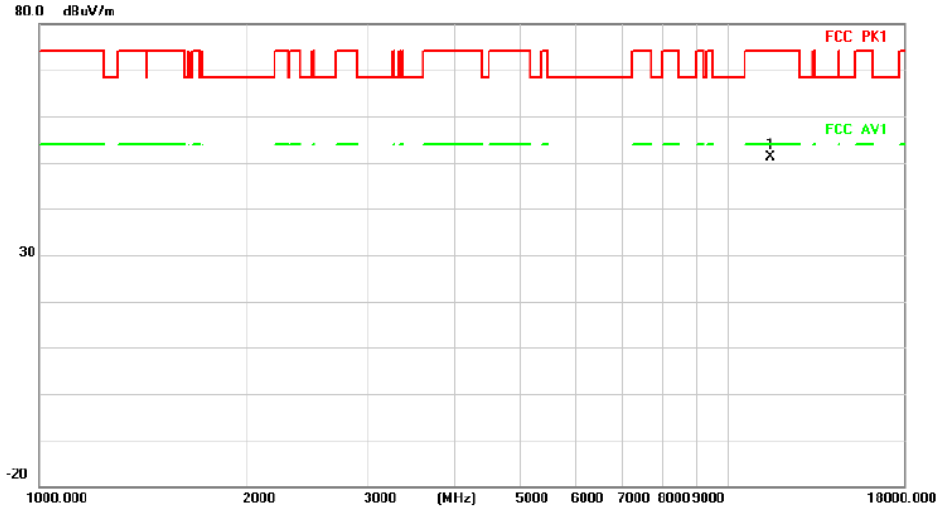

No.	Mk.	Freq.	Reading Level	Correct Factor	Measure-ment	Limit	Over	
		MHz	dBuV	dB/m	dBuV/m	dBuV/m	dB	Detector
1	*	11510.000	-8.10	59.24	51.14	74.00	-22.86	peak

Radiated Emission

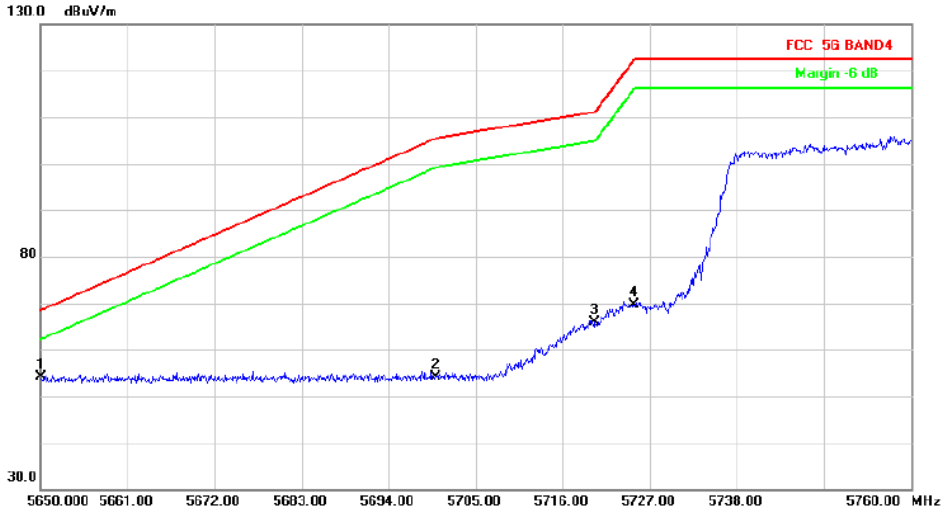

No.	Mk.	Freq.	Reading Level	Correct Factor	Measure-ment	Limit	Over	
		MHz	dBuV	dB/m	dBuV/m	dBuV/m	dB	Detector
1	*	5650.000	39.04	15.12	54.16	68.20	-14.04	peak
2		5700.000	38.62	15.46	54.08	105.20	-51.12	peak
3		5720.000	50.50	15.33	65.83	110.80	-44.97	peak
4		5725.000	54.33	15.30	69.63	122.20	-52.57	peak

HORIZONTA

Radiated Emission

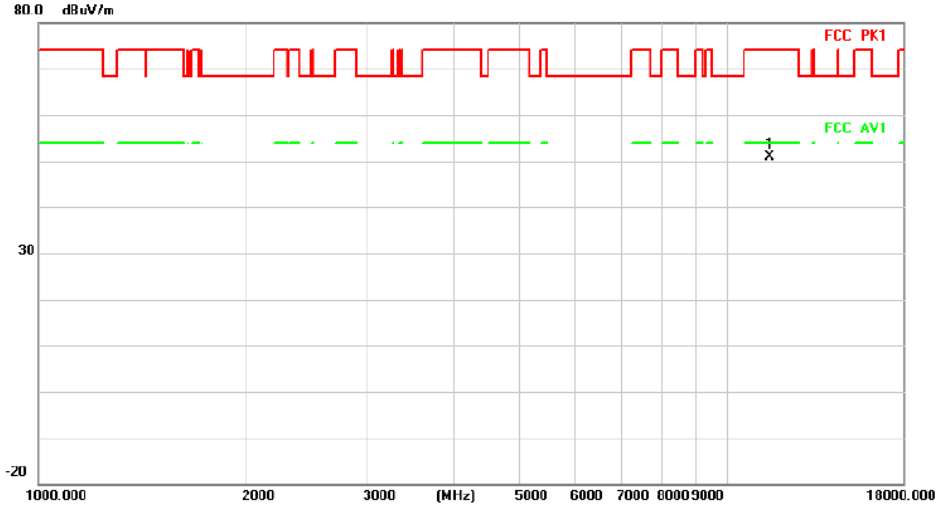

No.	Mk.	Freq.	Reading Level	Correct Factor	Measure-ment	Limit	Over	
		MHz	dBuV	dB/m	dBuV/m	dBuV/m	dB	Detector
1	*	11510.000	-8.27	59.24	50.97	74.00	-23.03	peak

Radiated Emission

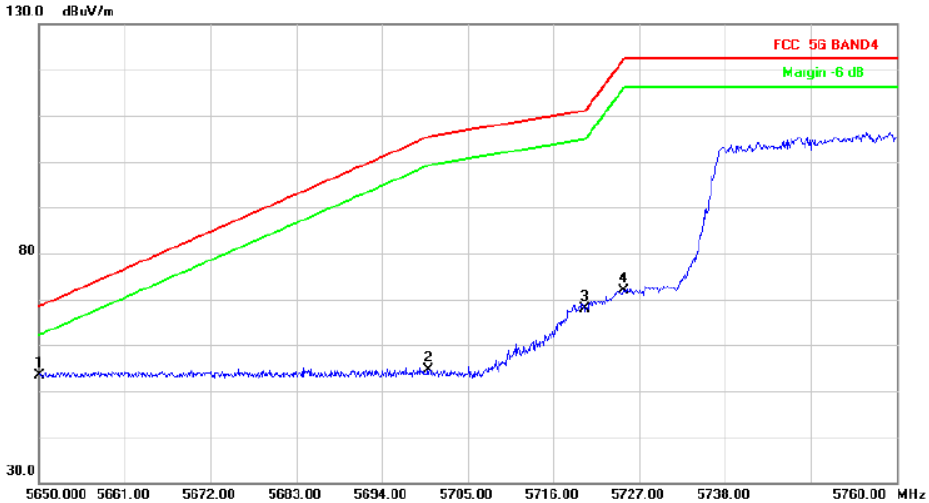

No.	Mk.	Freq.	Reading Level	Correct Factor	Measure-ment	Limit	Over	
		MHz	dBuV	dB/m	dBuV/m	dBuV/m	dB	Detector
1	*	5650.000	38.34	15.12	53.46	68.20	-14.74	peak
2		5700.000	39.23	15.46	54.69	105.20	-50.51	peak
3		5720.000	52.48	15.33	67.81	110.80	-42.99	peak
4		5725.000	56.61	15.30	71.91	122.20	-50.29	peak

Above 1G (1GHz~18GHz)	Test mode: 11AC40MIMO	Test Channel:159

VERTICAL

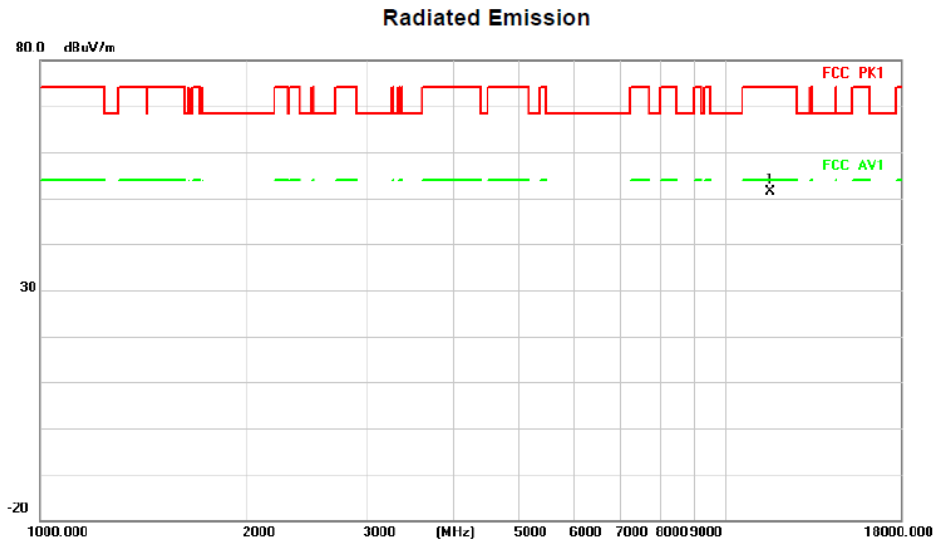

No.	Mk.	Freq.	Reading Level	Correct Factor	Measure-ment	Limit	Over	
		MHz	dBuV	dB/m	dBuV/m	dBuV/m	dB	Detector
1	*	11590.000	-7.56	58.86	51.30	74.00	-22.70	peak

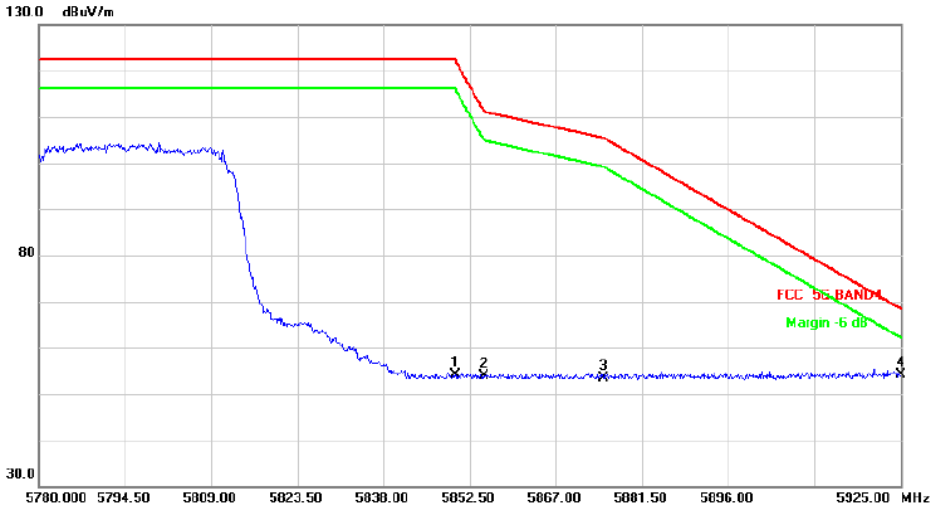

No.	Mk.	Freq.	Reading Level	Correct Factor	Measure-ment	Limit	Over	
		MHz	dBuV	dB/m	dBuV/m	dBuV/m	dB	Detector
1		5850.000	38.90	15.18	54.08	122.20	-68.12	peak
2		5855.000	38.70	15.25	53.95	110.80	-56.85	peak
3		5875.000	37.97	15.51	53.48	105.20	-51.72	peak
4	*	5925.000	37.97	16.28	54.25	68.20	-13.95	peak

HORIZONTA

Radiated Emission

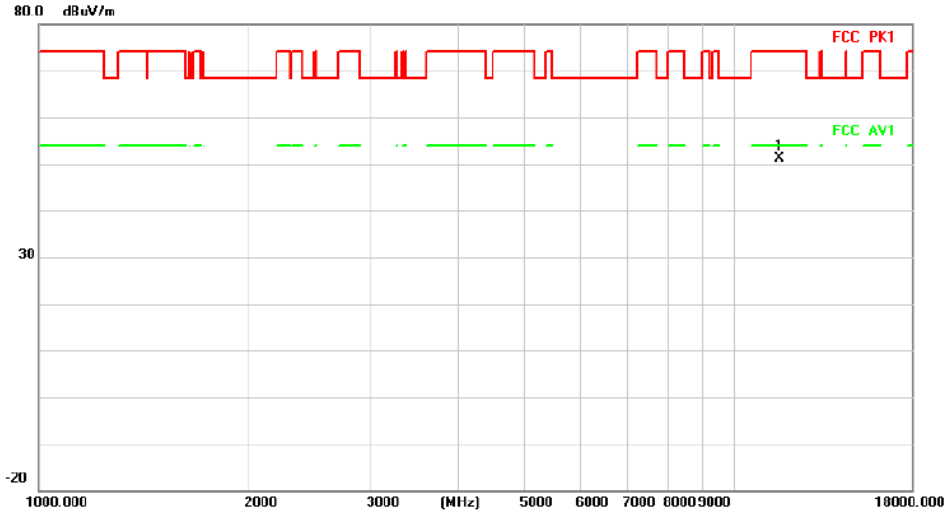

No.	Mk.	Freq.	Reading Level	Correct Factor	Measure-ment	Limit	Over	
		MHz	dBuV	dB/m	dBuV/m	dBuV/m	dB	Detector
1	*	11590.000	-7.82	58.86	51.04	74.00	-22.96	peak

Radiated Emission

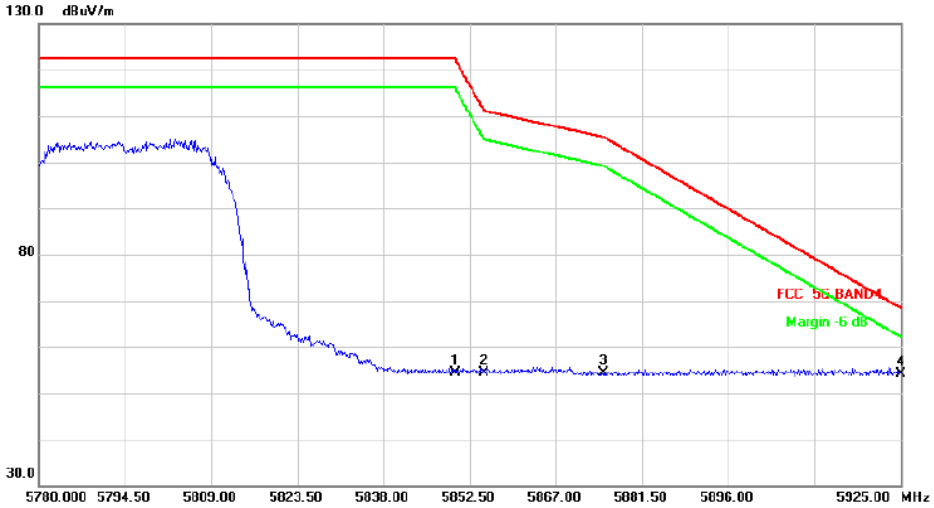

No.	Mk.	Freq.	Reading Level	Correct Factor	Measure-ment	Limit	Over	
		MHz	dBuV	dB/m	dBuV/m	dBuV/m	dB	Detector
1		5850.000	39.15	15.18	54.33	122.20	-67.87	peak
2		5855.000	39.24	15.25	54.49	110.80	-56.31	peak
3		5875.000	38.87	15.51	54.38	105.20	-50.82	peak
4	*	5925.000	37.97	16.28	54.25	68.20	-13.95	peak

Above 1G (1GHz~18GHz)	Test mode: 11AC80MIMO	Test Channel:42

VERTICAL

Radiated Emission

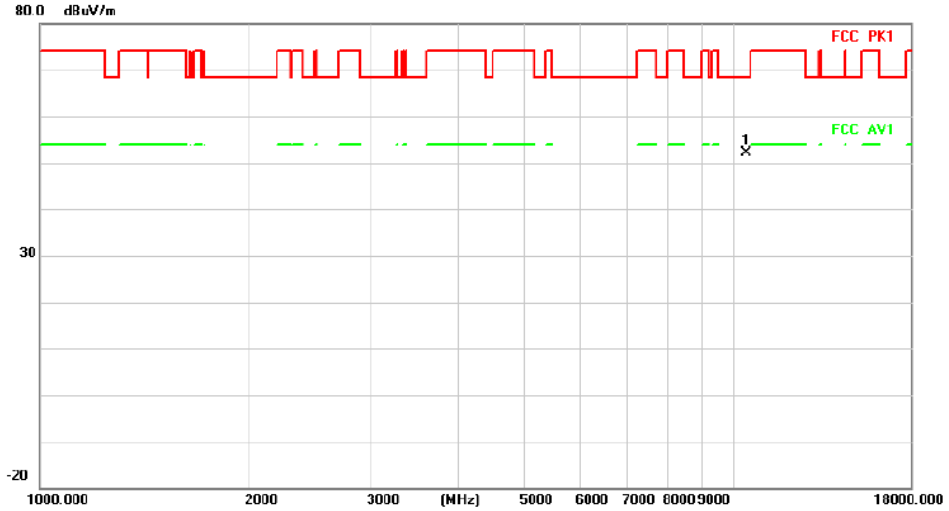

No.	Mk.	Freq.	Reading Level	Correct Factor	Measure-ment	Limit	Over	
		MHz	dBuV	dB/m	dBuV/m	dBuV/m	dB	Detector
1	*	10420.000	35.56	16.54	52.10	68.20	-16.10	peak

Radiated Emission

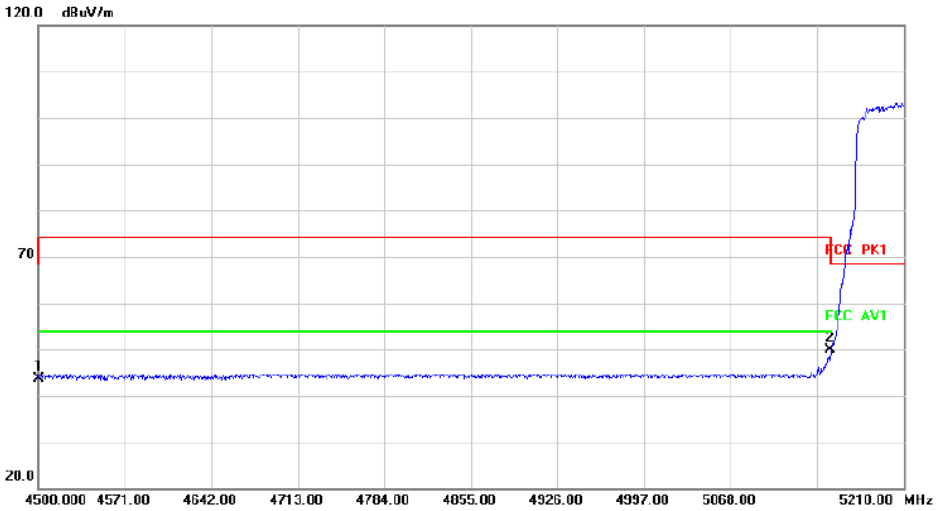

No.	Mk.	Freq.	Reading Level	Correct Factor	Measure-ment	Limit	Over	
		MHz	dBuV	dB/m	dBuV/m	dBuV/m	dB	Detector
1		4500.000	29.66	13.85	43.51	68.20	-24.69	peak
2	*	5150.000	34.32	15.62	49.94	68.20	-18.26	peak

HORIZONTA

Radiated Emission

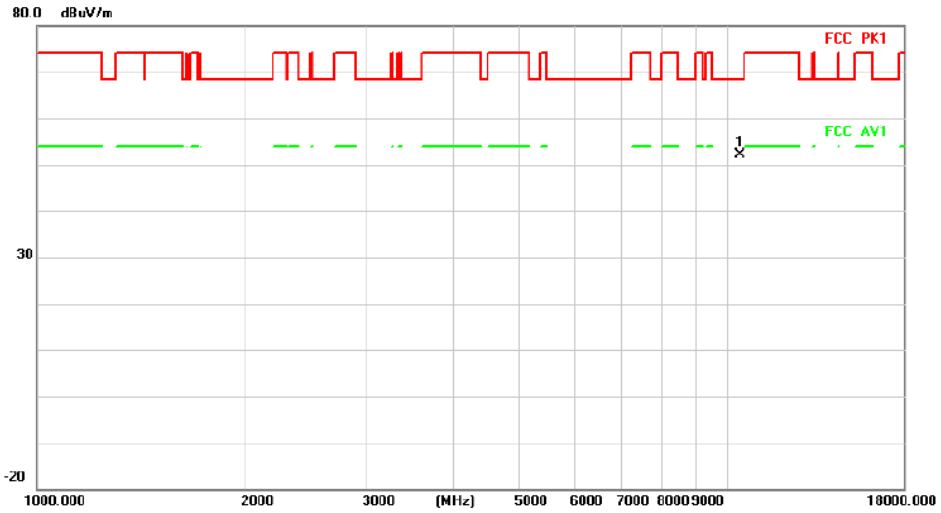

No.	Mk.	Freq.	Reading Level	Correct Factor	Measure-ment	Limit	Over	
		MHz	dBuV	dB/m	dBuV/m	dBuV/m	dB	Detector
1	*	10420.000	35.49	16.54	52.03	68.20	-16.17	peak

Radiated Emission

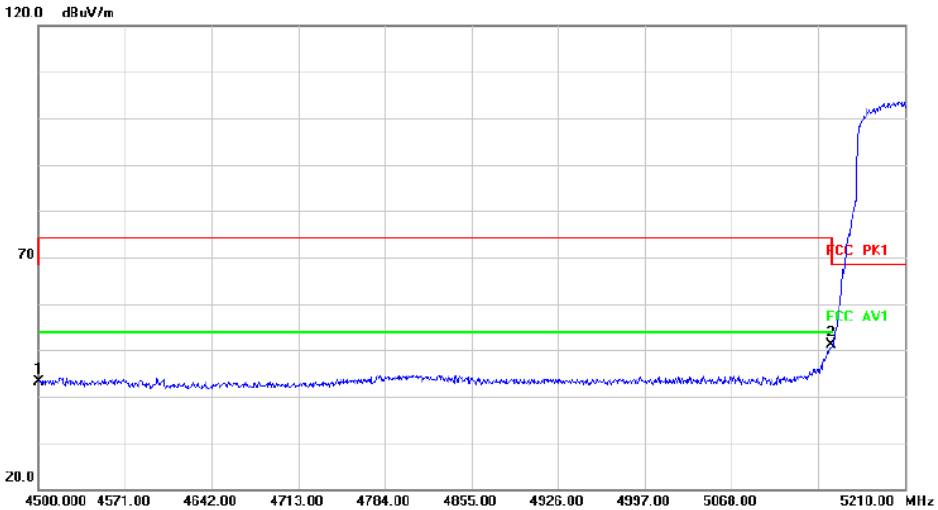

No.	Mk.	Freq.	Reading Level	Correct Factor	Measure-ment	Limit	Over	
		MHz	dBuV	dB/m	dBuV/m	dBuV/m	dB	Detector
1		4500.000	29.29	13.85	43.14	68.20	-25.06	peak
2	*	5150.000	35.42	15.62	51.04	68.20	-17.16	peak

Above 1G (1GHz~18GHz)	Test mode: 11AC80MIMO	Test Channel:58

VERTICAL

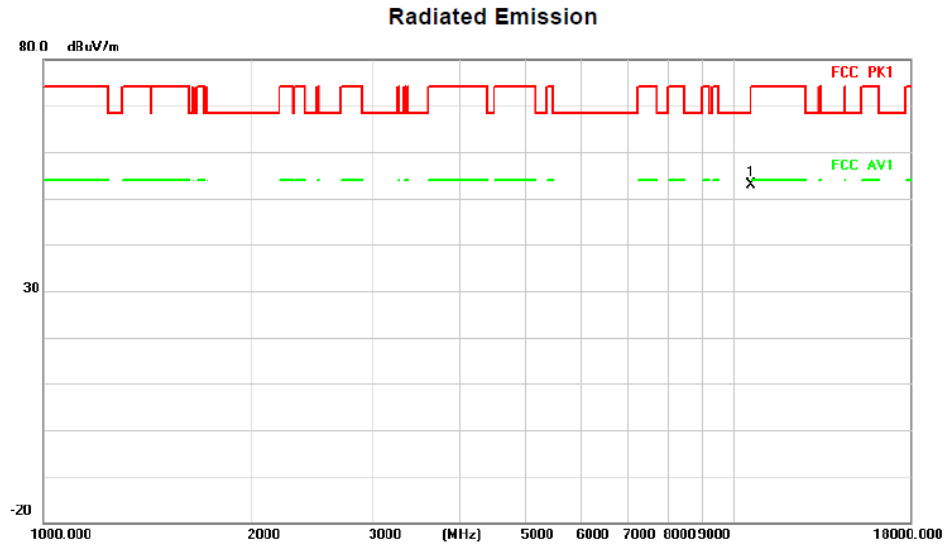

No.	Mk.	Freq.	Reading Level	Correct Factor	Measure-ment	Limit	Over	
		MHz	dBuV	dB/m	dBuV/m	dBuV/m	dB	Detector
1	*	10580.000	37.03	15.83	52.86	68.20	-15.34	peak

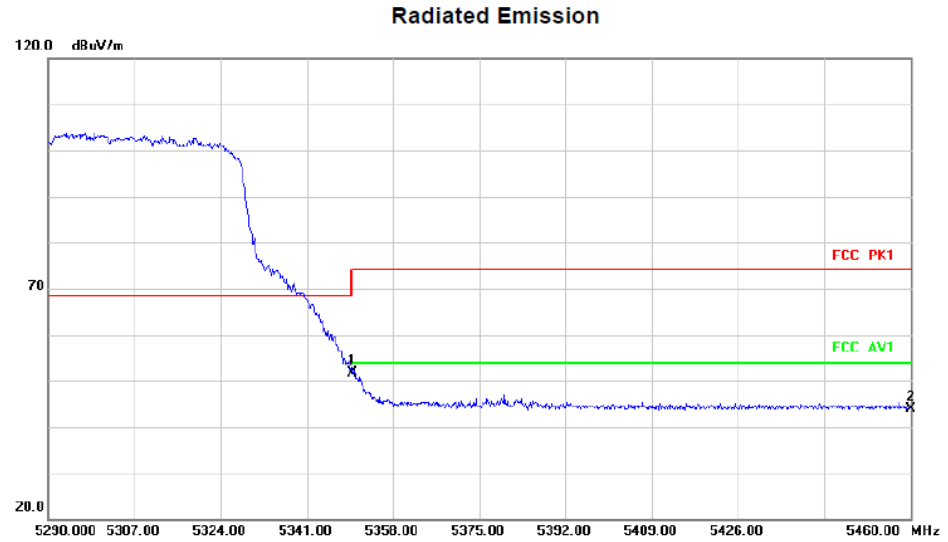

No.	Mk.	Freq.	Reading Level	Correct Factor	Measure-ment	Limit	Over	
		MHz	dBuV	dB/m	dBuV/m	dBuV/m	dB	Detector
1	*	5350.000	37.09	14.44	51.53	68.20	-16.67	peak
2		5460.000	29.35	14.51	43.86	68.20	-24.34	peak

HORIZONTA

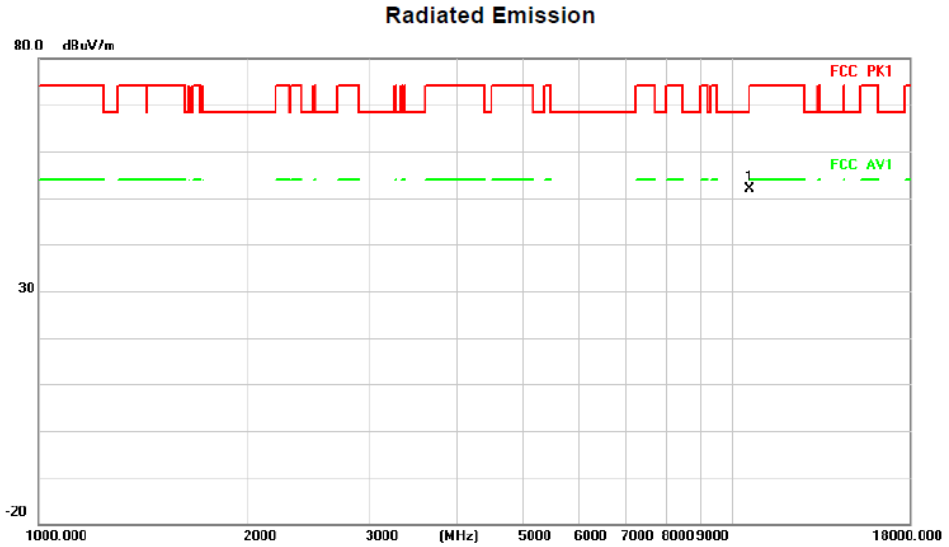

No.	Mk.	Freq.	Reading Level	Correct Factor	Measure-ment	Limit	Over	
		MHz	dBuV	dB/m	dBuV/m	dBuV/m	dB	Detector
1	*	10580.000	36.12	15.83	51.95	68.20	-16.25	peak

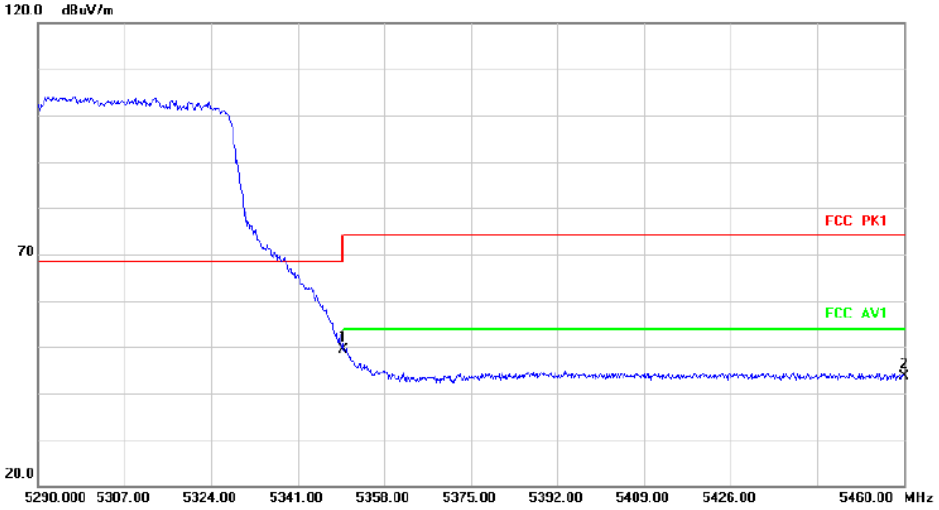

No.	Mk.	Freq.	Reading Level	Correct Factor	Measure-ment	Limit	Over	
		MHz	dBuV	dB/m	dBuV/m	dBuV/m	dB	Detector
1	*	5350.000	35.03	14.44	49.47	68.20	-18.73	peak
2		5460.000	29.18	14.51	43.69	68.20	-24.51	peak

Above 1G (1GHz~18GHz)	Test mode: 11AC80MIMO	Test Channel:106

VERTICAL

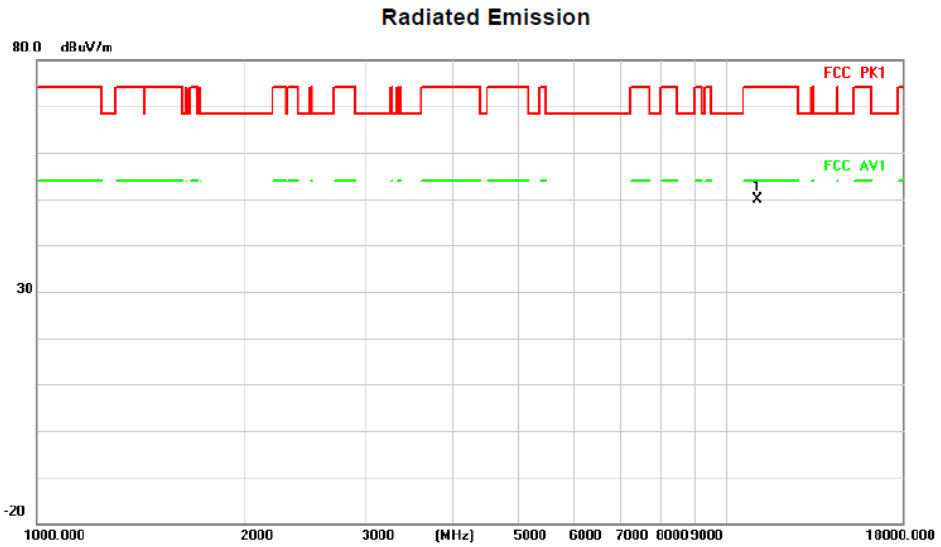

No.	Mk.	Freq.	Reading Level	Correct Factor	Measure-ment	Limit	Over	
		MHz	dBuV	dB/m	dBuV/m	dBuV/m	dB	Detector
1	*	11060.000	35.79	14.11	49.90	74.00	-24.10	peak

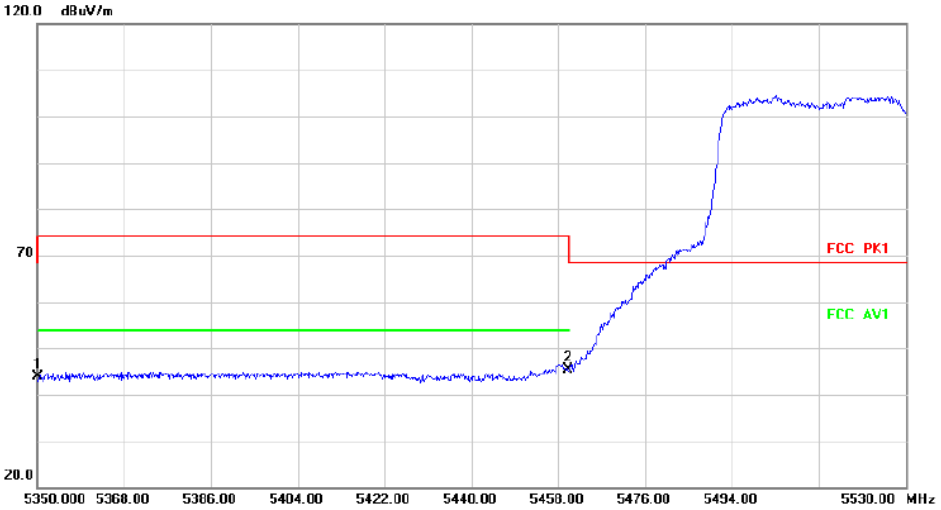

No.	Mk.	Freq.	Reading Level	Correct Factor	Measure-ment	Limit	Over	
		MHz	dBuV	dB/m	dBuV/m	dBuV/m	dB	Detector
1		5350.000	29.49	14.44	43.93	68.20	-24.27	peak
2	*	5460.000	30.79	14.51	45.30	68.20	-22.90	peak

HORIZONTA

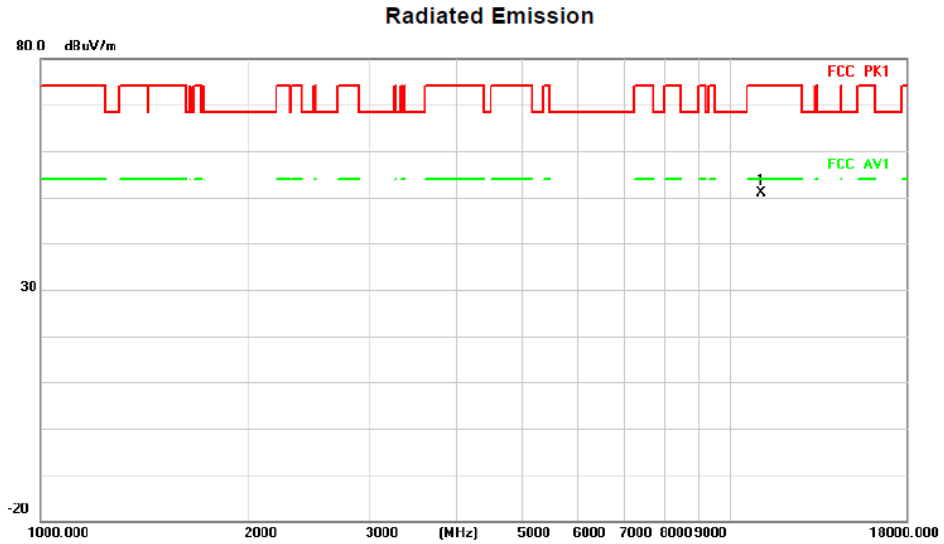

No.	Mk.	Freq.	Reading Level	Correct Factor	Measure-ment	Limit	Over	
		MHz	dBuV	dB/m	dBuV/m	dBuV/m	dB	Detector
1	*	11060.000	36.65	14.11	50.76	74.00	-23.24	peak

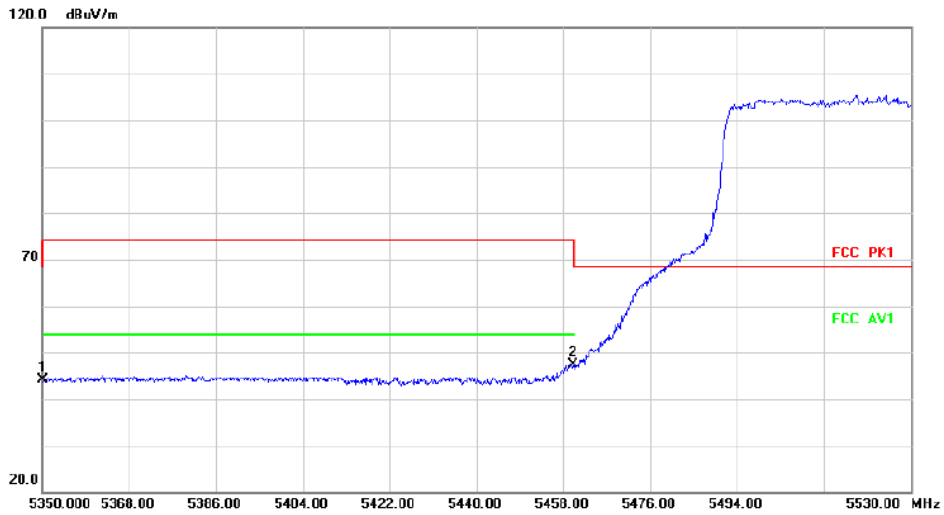

No.	Mk.	Freq.	Reading Level	Correct Factor	Measure-ment	Limit	Over	
		MHz	dBuV	dB/m	dBuV/m	dBuV/m	dB	Detector
1		5350.000	29.61	14.44	44.05	68.20	-24.15	peak
2	*	5460.000	32.80	14.51	47.31	68.20	-20.89	peak

Above 1G (1GHz~18GHz)	Test mode: 11AC80MIMO	Test Channel:122

VERTICAL

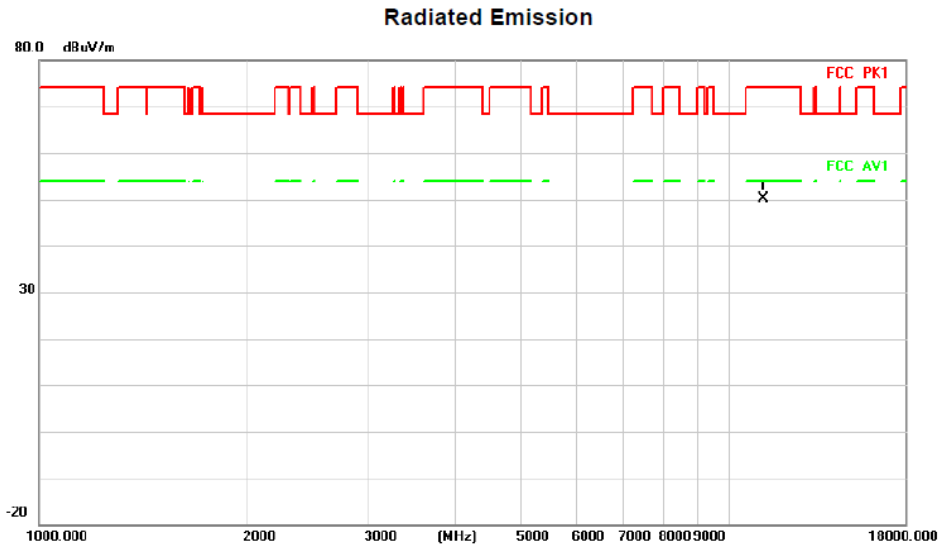

No.	Mk.	Freq.	Reading Level	Correct Factor	Measure-ment	Limit	Over	
		MHz	dBuV	dB/m	dBuV/m	dBuV/m	dB	Detector
1	*	11220.000	-8.63	58.73	50.10	74.00	-23.90	peak

HORIZONTA

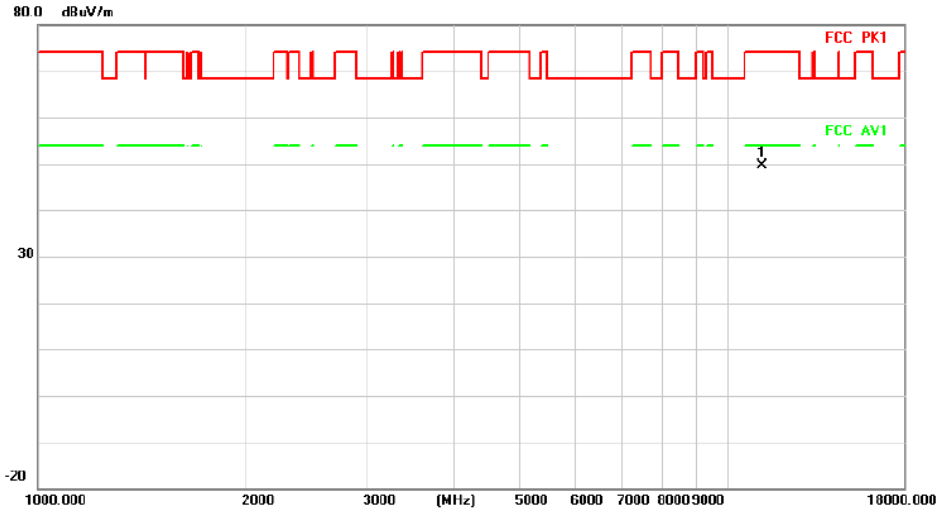

No.	Mk.	Freq.	Reading Level	Correct Factor	Measure-ment	Limit	Over	
		MHz	dBuV	dB/m	dBuV/m	dBuV/m	dB	Detector
1	*	11220.000	-9.02	58.73	49.71	74.00	-24.29	peak

Above 1G (1GHz~18GHz)	Test mode: 11AC80MIMO	Test Channel:155

VERTICAL

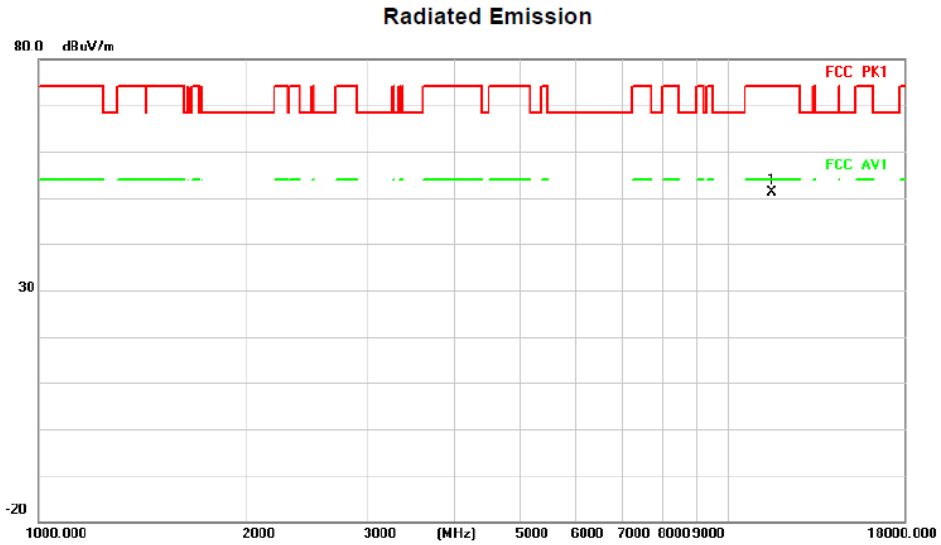

No.	Mk.	Freq.	Reading Level	Correct Factor	Measure-ment	Limit	Over	
		MHz	dBuV	dB/m	dBuV/m	dBuV/m	dB	Detector
1	*	11550.000	-8.00	59.05	51.05	74.00	-22.95	peak

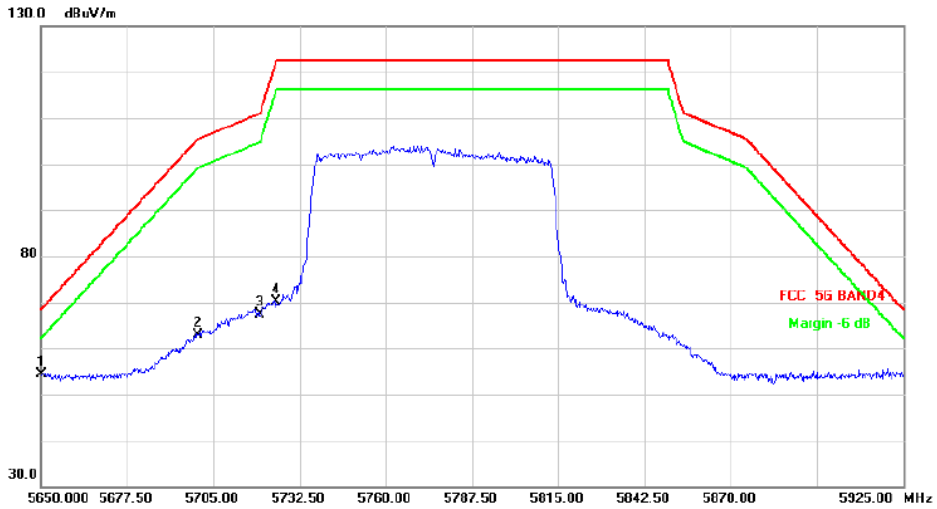

No.	Mk.	Freq.	Reading Level	Correct Factor	Measure-ment	Limit	Over	
		MHz	dBuV	dB/m	dBuV/m	dBuV/m	dB	Detector
1	*	5650.000	39.17	15.12	54.29	68.20	-13.91	peak
2		5700.000	47.30	15.46	62.76	105.20	-42.44	peak
3		5720.000	52.17	15.33	67.50	110.80	-43.30	peak
4		5725.000	54.84	15.30	70.14	122.20	-52.06	peak

HORIZONTA

Radiated Emission

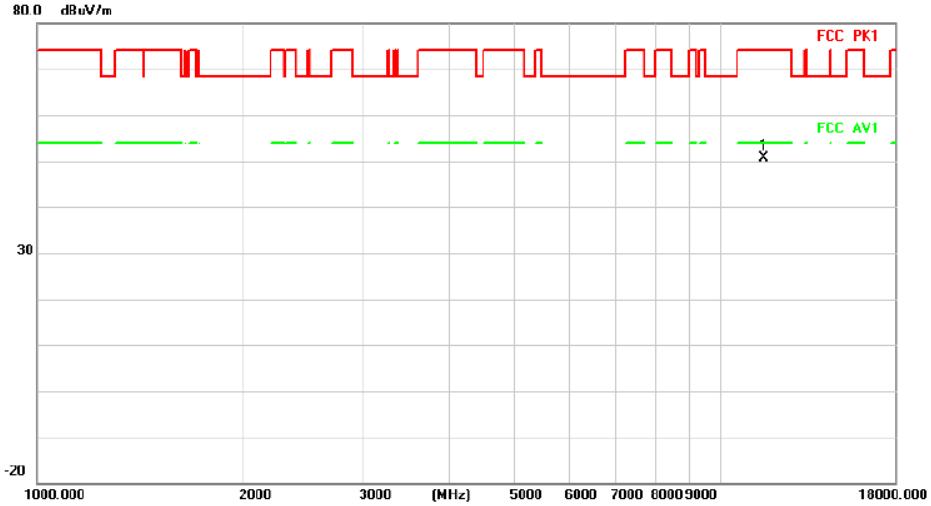

No.	Mk.	Freq.	Reading Level	Correct Factor	Measure-ment	Limit	Over	
		MHz	dBuV	dB/m	dBuV/m	dBuV/m	dB	Detector
1	*	11550.000	-8.40	59.05	50.65	74.00	-23.35	peak

Radiated Emission

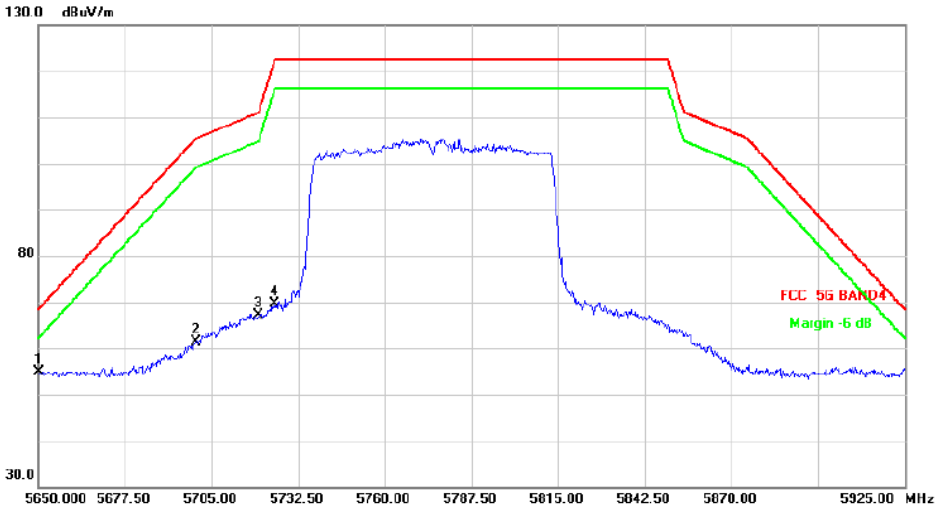

No.	Mk.	Freq.	Reading Level	Correct Factor	Measure-ment	Limit	Over	
		MHz	dBuV	dB/m	dBuV/m	dBuV/m	dB	Detector
1	*	5650.000	39.79	15.12	54.91	68.20	-13.29	peak
2		5700.000	45.88	15.46	61.34	105.20	-43.86	peak
3		5720.000	51.83	15.33	67.16	110.80	-43.64	peak
4		5725.000	54.36	15.30	69.66	122.20	-52.54	peak

Above 1G (1GHz~18GHz)	Test mode: 11AC160MIMO	Test Channel:50

VERTICAL

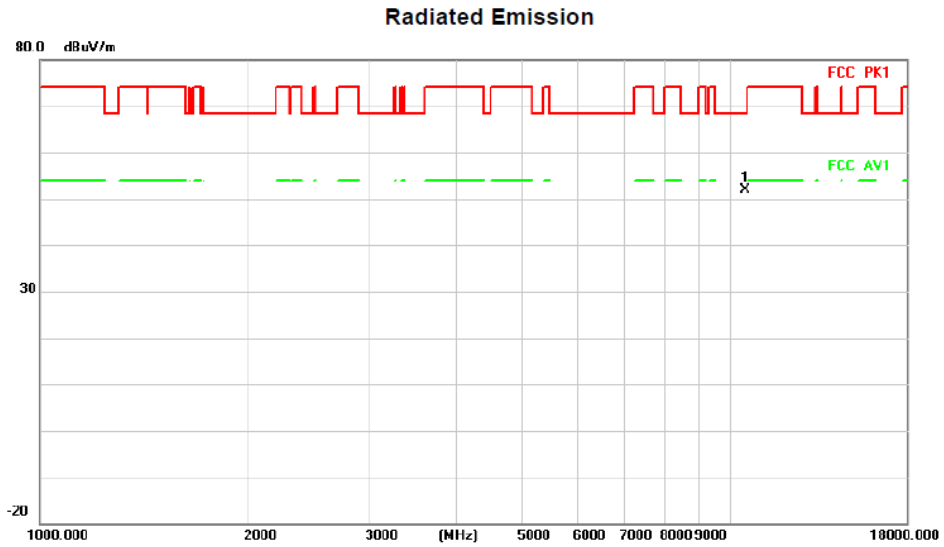

No.	Mk.	Freq.	Reading Level	Correct Factor	Measure-ment	Limit	Over	
		MHz	dBuV	dB/m	dBuV/m	dBuV/m	dB	Detector
1	*	10500.000	35.49	16.46	51.95	68.20	-16.25	peak

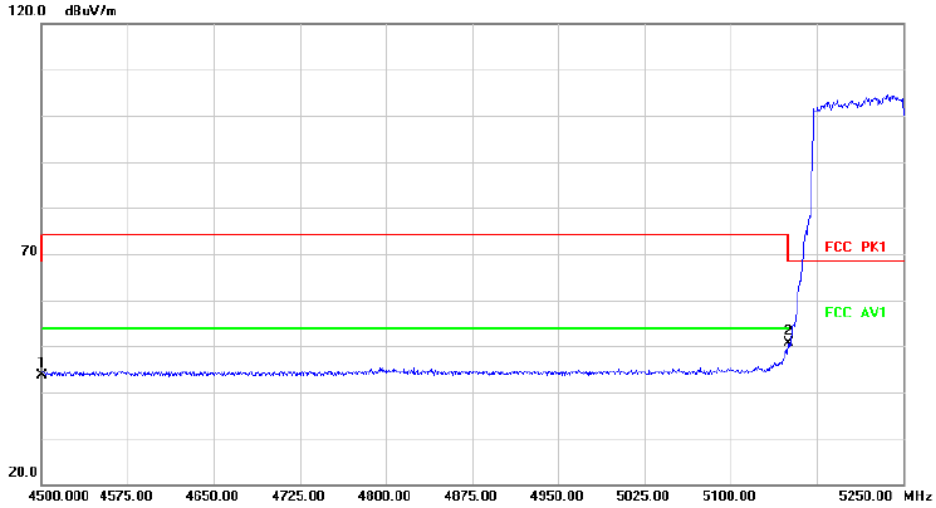

No.	Mk.	Freq.	Reading Level	Correct Factor	Measure-ment	Limit	Over	
		MHz	dBuV	dB/m	dBuV/m	dBuV/m	dB	Detector
1		4500.000	29.88	13.85	43.73	68.20	-24.47	peak
2	*	5150.000	34.98	15.62	50.60	68.20	-17.60	peak

HORIZONTA

Radiated Emission

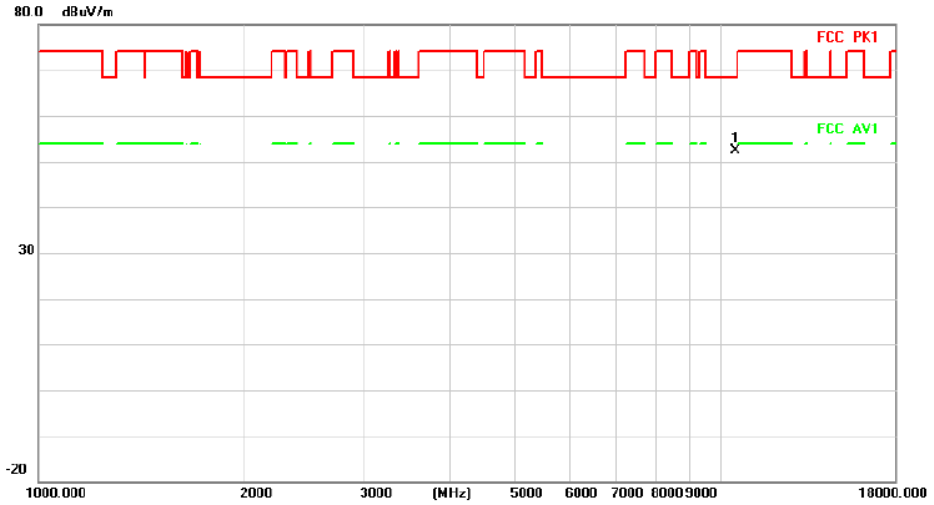

No.	Mk.	Freq.	Reading Level	Correct Factor	Measure-ment	Limit	Over	
		MHz	dBuV	dB/m	dBuV/m	dBuV/m	dB	Detector
1	*	10500.000	35.98	16.46	52.44	68.20	-15.76	peak

Radiated Emission

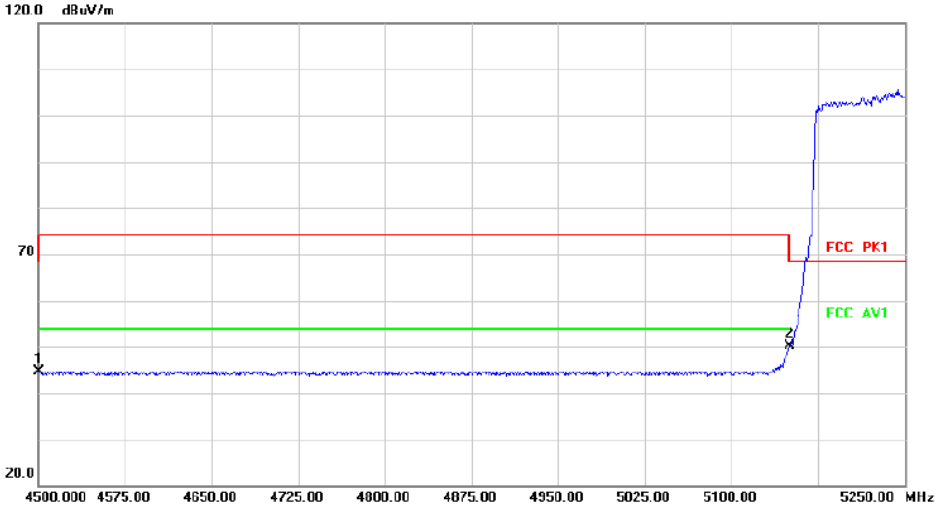

No.	Mk.	Freq.	Reading Level	Correct Factor	Measure-ment	Limit	Over	
		MHz	dBuV	dB/m	dBuV/m	dBuV/m	dB	Detector
1		4500.000	30.78	13.85	44.63	68.20	-23.57	peak
2	*	5150.000	34.49	15.62	50.11	68.20	-18.09	peak

Above 1G (1GHz~18GHz)	Test mode: 11AC160MIMO	Test Channel:114

VERTICAL

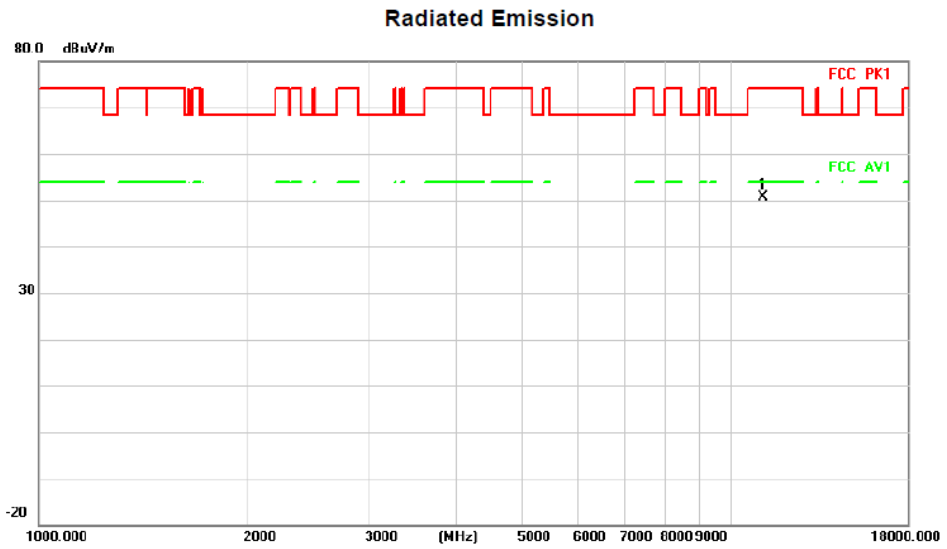

No.	Mk.	Freq.	Reading Level	Correct Factor	Measure-ment	Limit	Over	
		MHz	dBuV	dB/m	dBuV/m	dBuV/m	dB	Detector
1	*	11140.000	-8.26	58.77	50.51	74.00	-23.49	peak

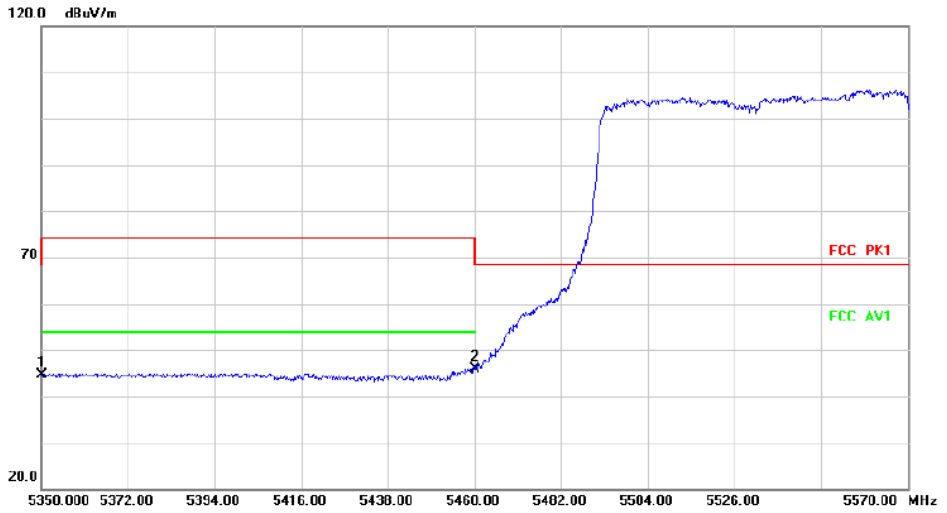

No.	Mk.	Freq.	Reading Level	Correct Factor	Measure-ment	Limit	Over	
		MHz	dBuV	dB/m	dBuV/m	dBuV/m	dB	Detector
1		5350.000	30.12	14.44	44.56	68.20	-23.64	peak
2	*	5460.000	31.44	14.51	45.95	68.20	-22.25	peak

HORIZONTA

Radiated Emission

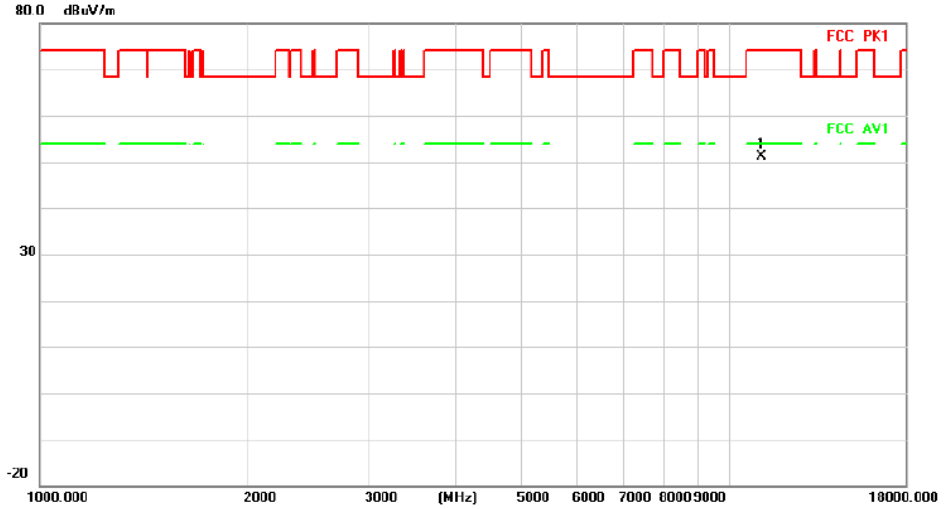

No.	Mk.	Freq.	Reading Level	Correct Factor	Measure-ment	Limit	Over	
		MHz	dBuV	dB/m	dBuV/m	dBuV/m	dB	Detector
1	*	11140.000	-7.67	58.77	51.10	74.00	-22.90	peak

Radiated Emission

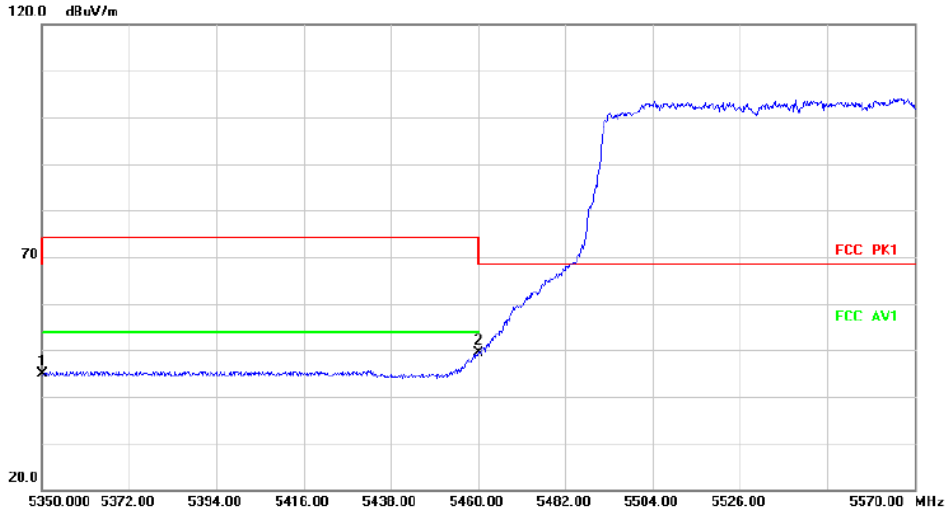

No.	Mk.	Freq.	Reading Level	Correct Factor	Measure-ment	Limit	Over	
		MHz	dBuV	dB/m	dBuV/m	dBuV/m	dB	Detector
1		5350.000	30.48	14.44	44.92	68.20	-23.28	peak
2	*	5460.000	34.87	14.51	49.38	68.20	-18.82	peak

Above 1G (1GHz~18GHz)	Test mode: 11AX20MIMO	Test Channel:36

VERTICAL

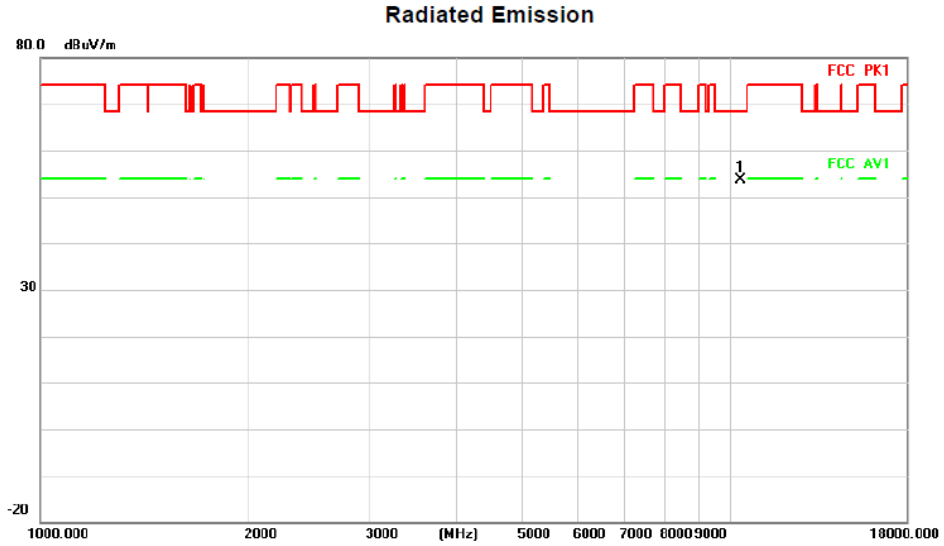

No.	Mk.	Freq.	Reading Level	Correct Factor	Measure-ment	Limit	Over	
		MHz	dBuV	dB/m	dBuV/m	dBuV/m	dB	Detector
1	*	10360.000	46.59	7.05	53.64	68.20	-14.56	peak

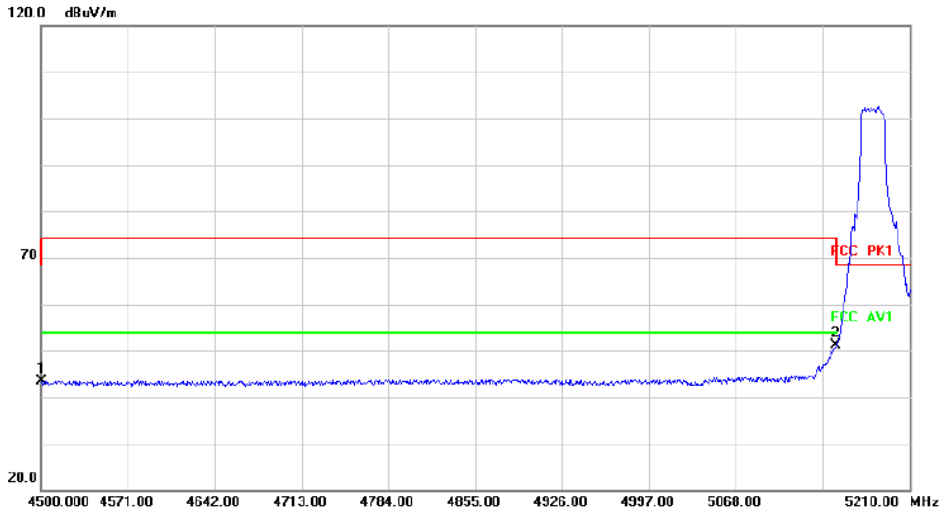

No.	Mk.	Freq.	Reading Level	Correct Factor	Measure-ment	Limit	Over	
		MHz	dBuV	dB/m	dBuV/m	dBuV/m	dB	Detector
1		4500.000	29.64	13.85	43.49	68.20	-24.71	peak
2	*	5150.000	35.59	15.62	51.21	68.20	-16.99	peak

HORIZONTA

Radiated Emission

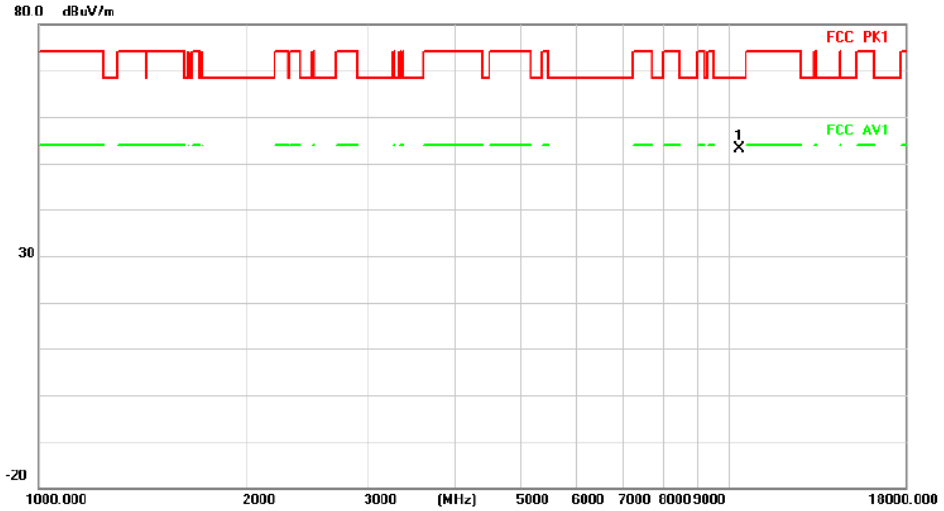

No.	Mk.	Freq.	Reading Level	Correct Factor	Measure-ment	Limit	Over	
		MHz	dBuV	dB/m	dBuV/m	dBuV/m	dB	Detector
1	*	10360.000	46.13	7.05	53.18	68.20	-15.02	peak

Radiated Emission

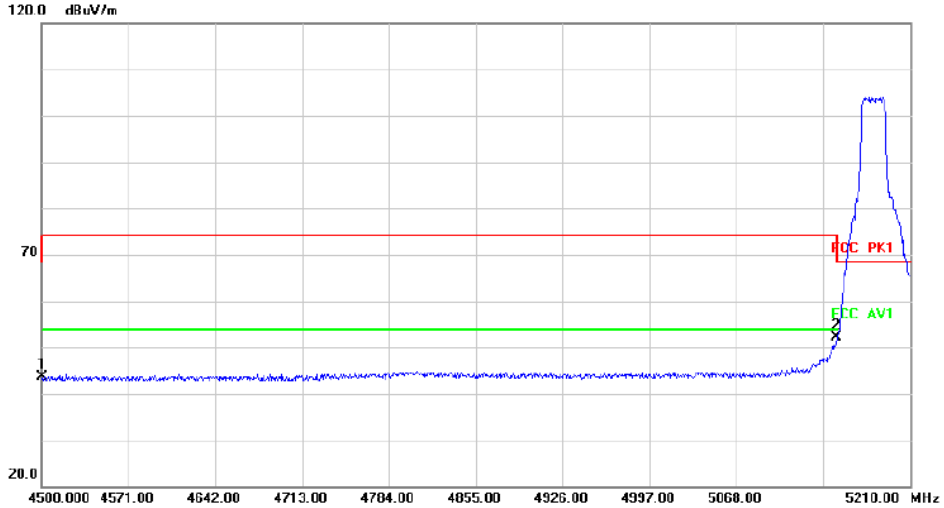

No.	Mk.	Freq.	Reading Level	Correct Factor	Measure-ment	Limit	Over	
		MHz	dBuV	dB/m	dBuV/m	dBuV/m	dB	Detector
1		4500.000	29.74	13.85	43.59	68.20	-24.61	peak
2	*	5150.000	36.54	15.62	52.16	68.20	-16.04	peak

Above 1G (1GHz~18GHz)	Test mode: 11AX20MIMO	Test Channel:40

VERTICAL

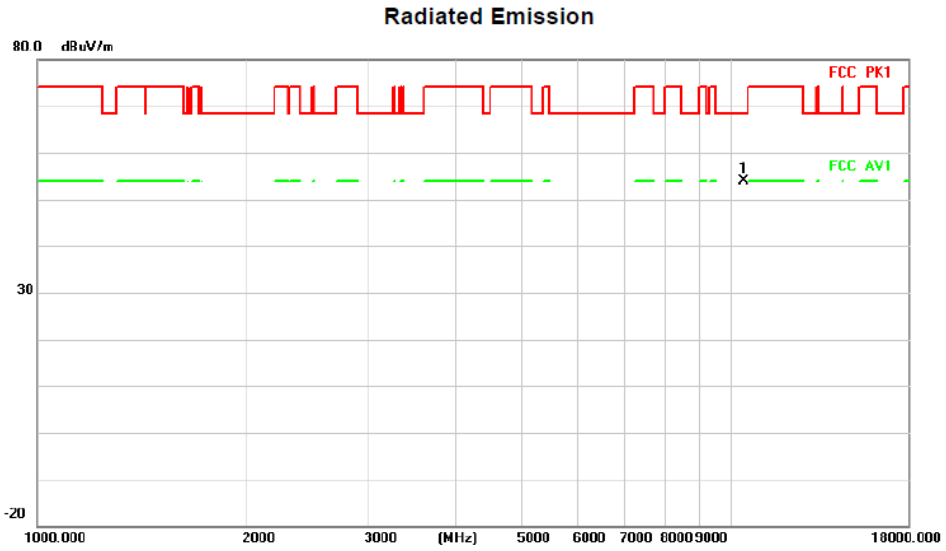

No.	Mk.	Freq.	Reading Level	Correct Factor	Measure-ment	Limit	Over	
		MHz	dBuV	dB/m	dBuV/m	dBuV/m	dB	Detector
1	*	10400.000	47.30	6.55	53.85	68.20	-14.35	peak

HORIZONTA

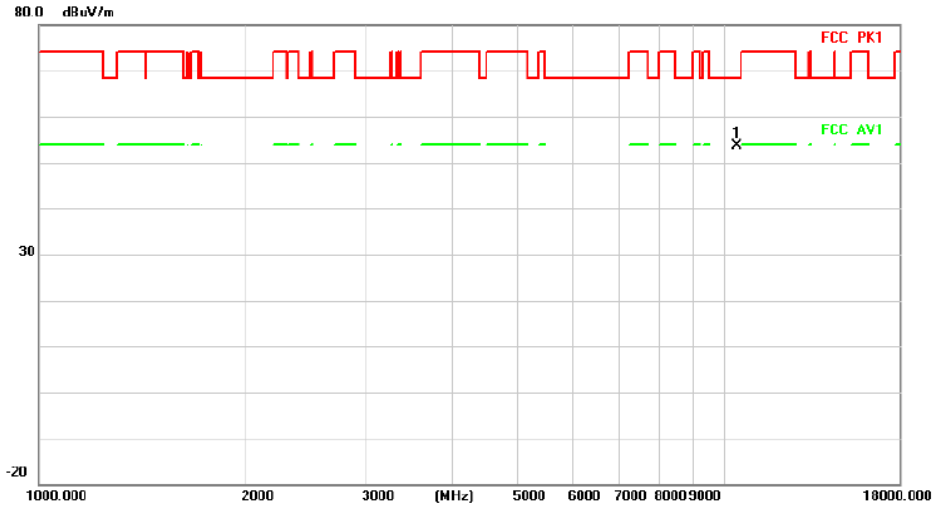

No.	Mk.	Freq.	Reading Level	Correct Factor	Measure-ment	Limit	Over	
		MHz	dBuV	dB/m	dBuV/m	dBuV/m	dB	Detector
1	*	10400.000	46.97	6.55	53.52	68.20	-14.68	peak

Above 1G (1GHz~18GHz)	Test mode: 11AX20MIMO	Test Channel:48

VERTICAL

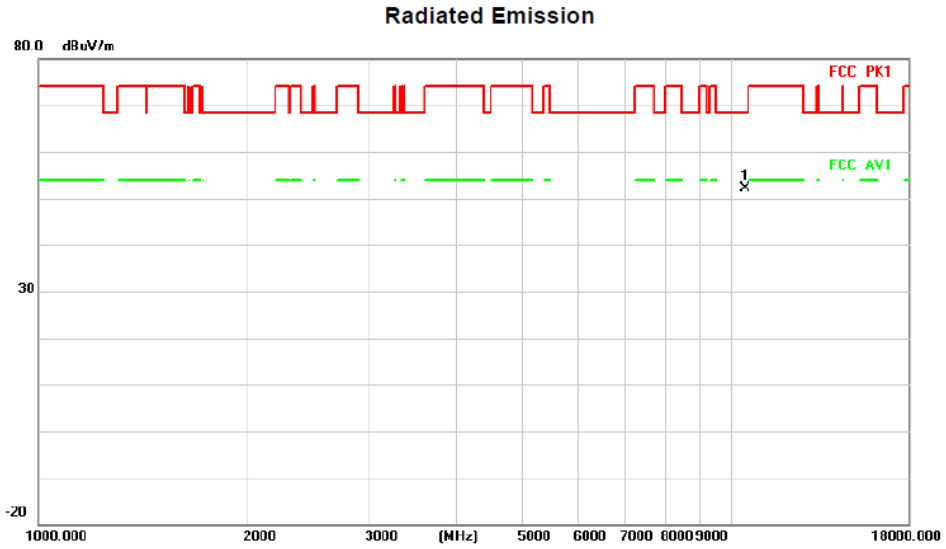

No.	Mk.	Freq.	Reading Level	Correct Factor	Measure-ment	Limit	Over	
		MHz	dBuV	dB/m	dBuV/m	dBuV/m	dB	Detector
1	*	10480.000	45.65	6.47	52.12	68.20	-16.08	peak

HORIZONTA

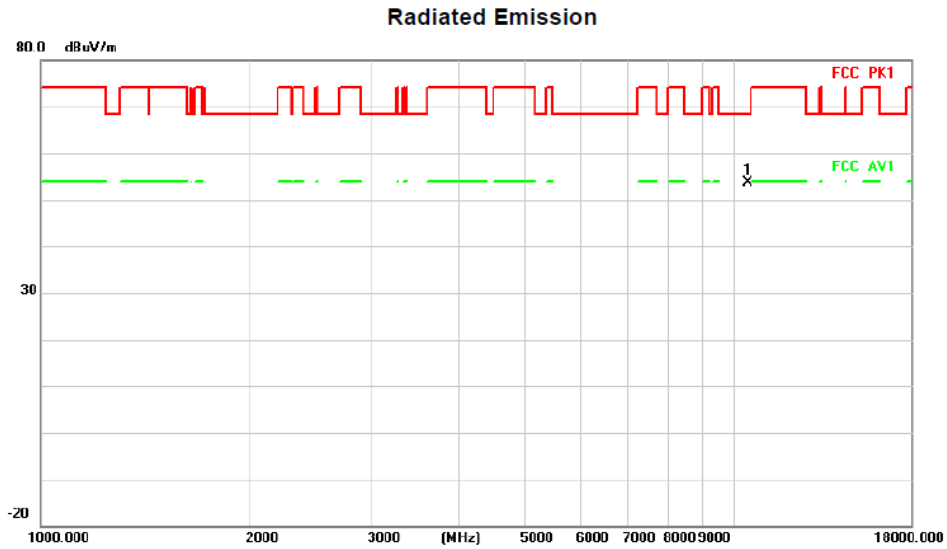

No.	Mk.	Freq.	Reading Level	Correct Factor	Measure-ment	Limit	Over	
		MHz	dBuV	dB/m	dBuV/m	dBuV/m	dB	Detector
1	*	10480.000	47.08	6.47	53.55	68.20	-14.65	peak

Above 1G (1GHz~18GHz)	Test mode: 11AX20MIMO	Test Channel:52

VERTICAL

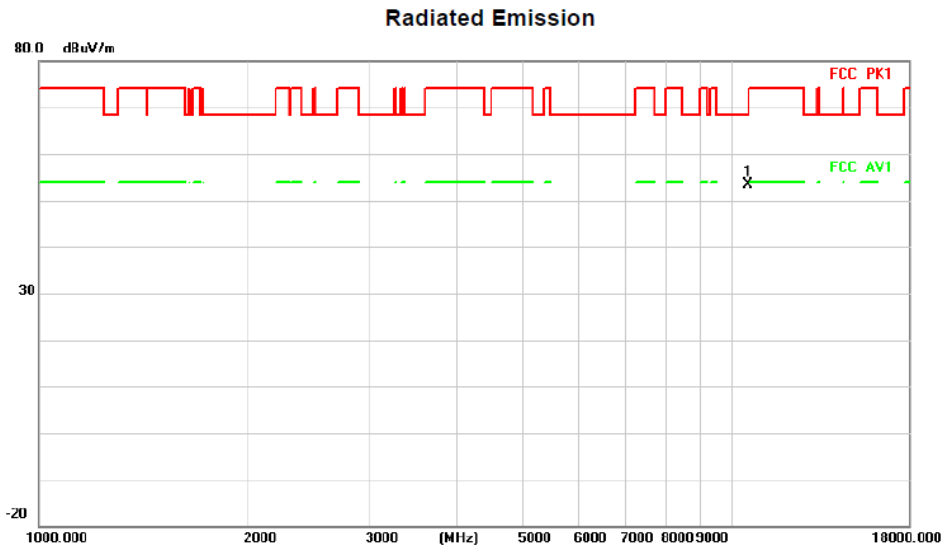

No.	Mk.	Freq.	Reading Level	Correct Factor	Measure-ment	Limit	Over	
		MHz	dBuV	dB/m	dBuV/m	dBuV/m	dB	Detector
1	*	10520.000	47.15	6.30	53.45	68.20	-14.75	peak

HORIZONTA

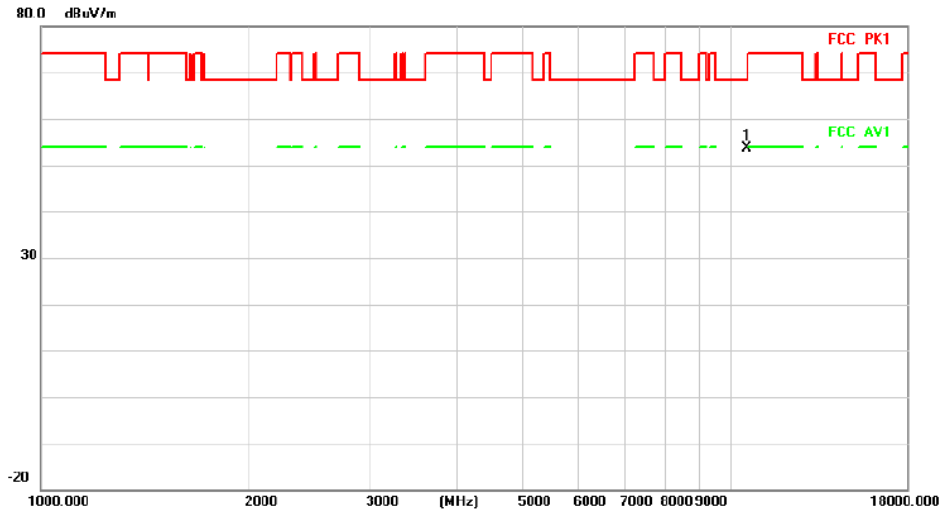

No.	Mk.	Freq.	Reading Level	Correct Factor	Measure-ment	Limit	Over	
		MHz	dBuV	dB/m	dBuV/m	dBuV/m	dB	Detector
1	*	10520.000	47.37	6.30	53.67	68.20	-14.53	peak

Above 1G (1GHz~18GHz)	Test mode: 11AX20MIMO	Test Channel:56

VERTICAL

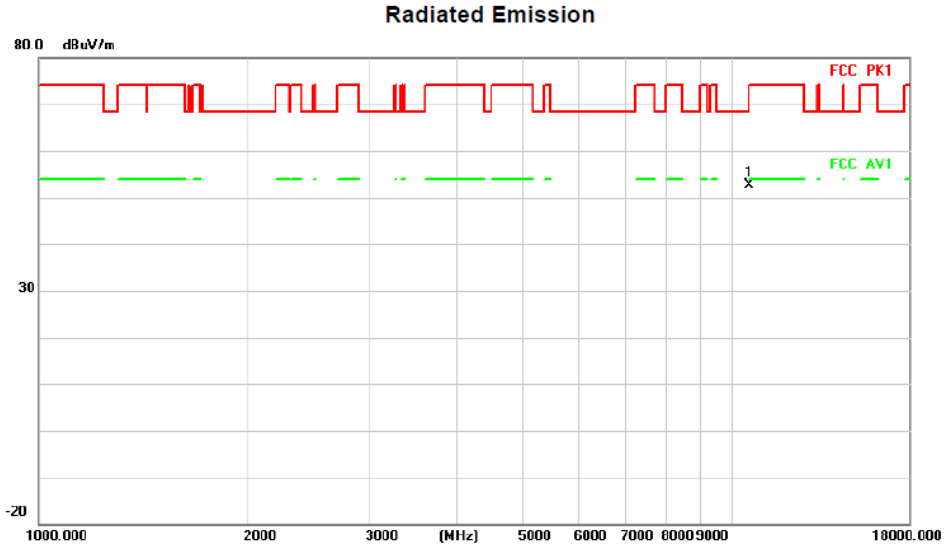

No.	Mk.	Freq.	Reading Level	Correct Factor	Measure-ment	Limit	Over	
		MHz	dBuV	dB/m	dBuV/m	dBuV/m	dB	Detector
1	*	10560.000	46.77	5.98	52.75	68.20	-15.45	peak

HORIZONTA

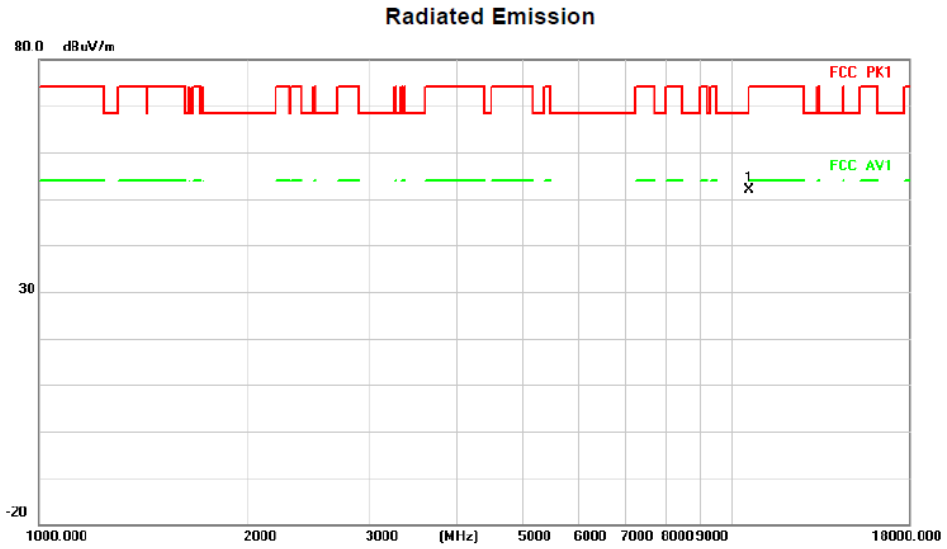

No.	Mk.	Freq.	Reading Level	Correct Factor	Measure-ment	Limit	Over	
		MHz	dBuV	dB/m	dBuV/m	dBuV/m	dB	Detector
1	*	10560.000	45.85	5.98	51.83	68.20	-16.37	peak

Above 1G (1GHz~18GHz)	Test mode: 11AX20MIMO	Test Channel:64

VERTICAL

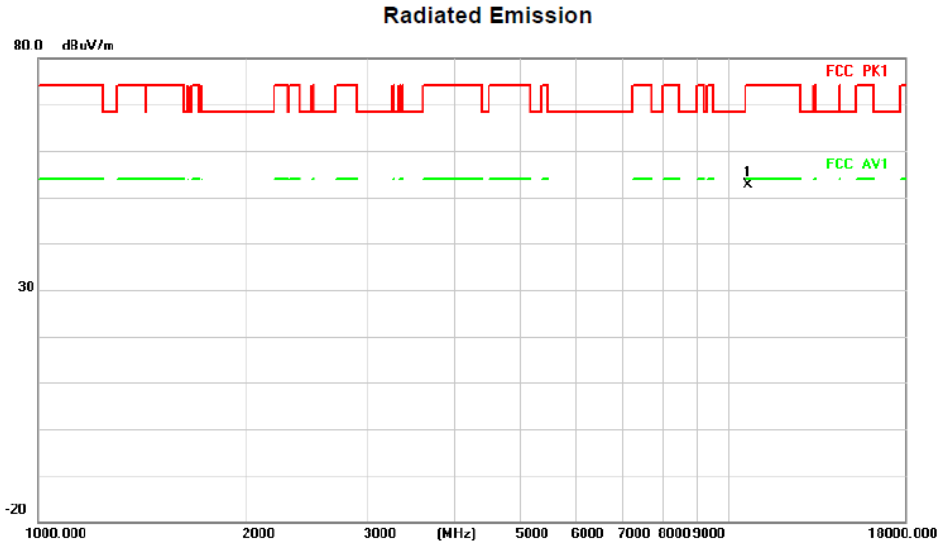

No.	Mk.	Freq.	Reading Level	Correct Factor	Measure-ment	Limit	Over	
		MHz	dBuV	dB/m	dBuV/m	dBuV/m	dB	Detector
1	*	10640.000	46.27	6.47	52.74	74.00	-21.26	peak

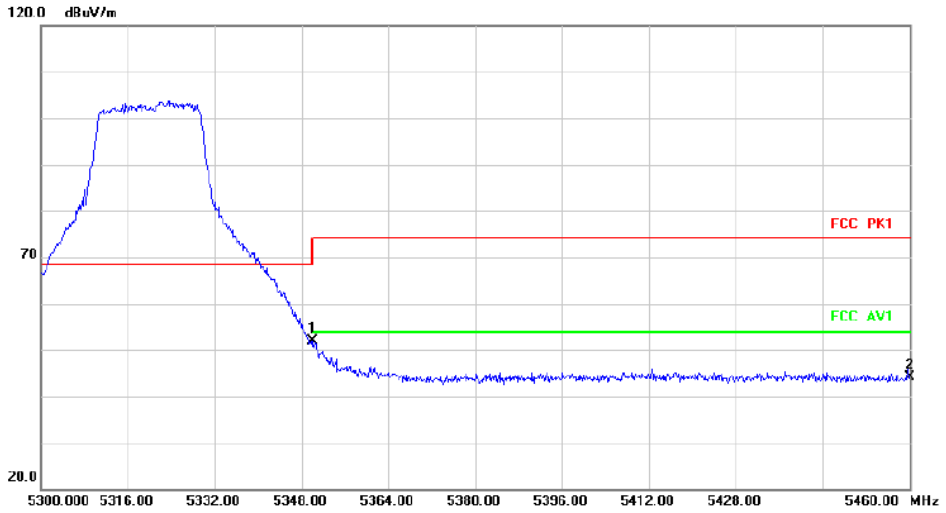

No.	Mk.	Freq.	Reading Level	Correct Factor	Measure-ment	Limit	Over	
		MHz	dBuV	dB/m	dBuV/m	dBuV/m	dB	Detector
1	*	5350.000	37.44	14.44	51.88	68.20	-16.32	peak
2		5460.000	29.60	14.51	44.11	68.20	-24.09	peak

HORIZONTA

Radiated Emission

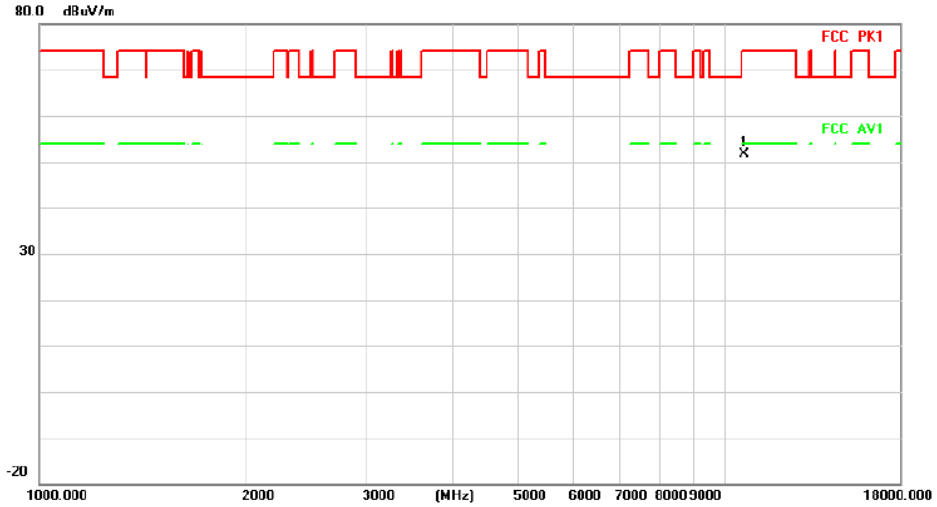

No.	Mk.	Freq.	Reading Level	Correct Factor	Measure-ment	Limit	Over	
		MHz	dBuV	dB/m	dBuV/m	dBuV/m	dB	Detector
1	*	10640.000	45.25	6.47	51.72	74.00	-22.28	peak

Radiated Emission

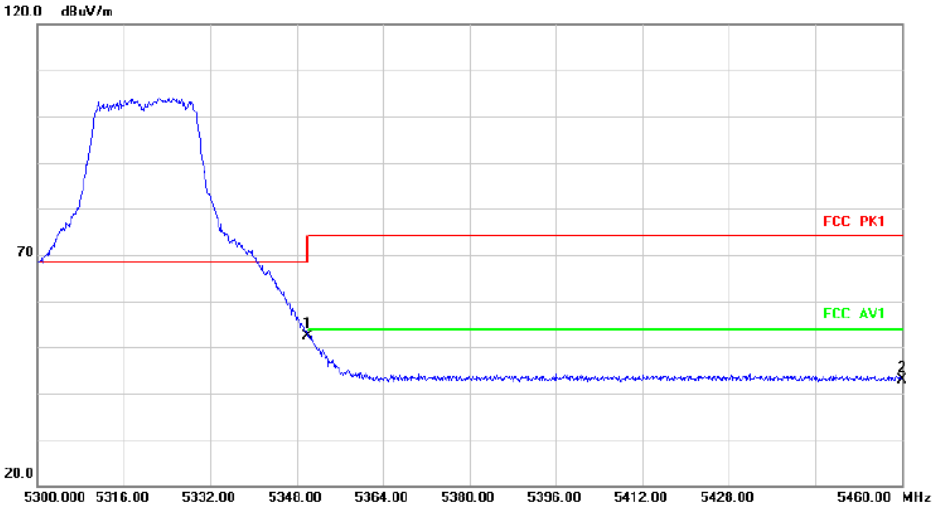

No.	Mk.	Freq.	Reading Level	Correct Factor	Measure-ment	Limit	Over	
		MHz	dBuV	dB/m	dBuV/m	dBuV/m	dB	Detector
1	*	5350.000	38.03	14.44	52.47	68.20	-15.73	peak
2		5460.000	28.45	14.51	42.96	68.20	-25.24	peak

Above 1G (1GHz~18GHz)	Test mode: 11AX20MIMO	Test Channel:100

VERTICAL

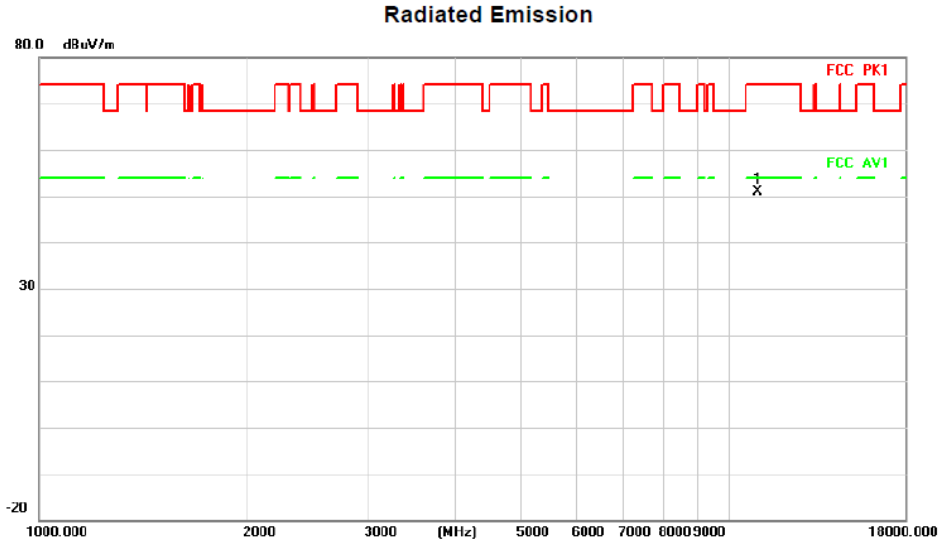

No.	Mk.	Freq.	Reading Level	Correct Factor	Measure-ment	Limit	Over	
		MHz	dBuV	dB/m	dBuV/m	dBuV/m	dB	Detector
1	*	11000.000	47.50	3.44	50.94	74.00	-23.06	peak

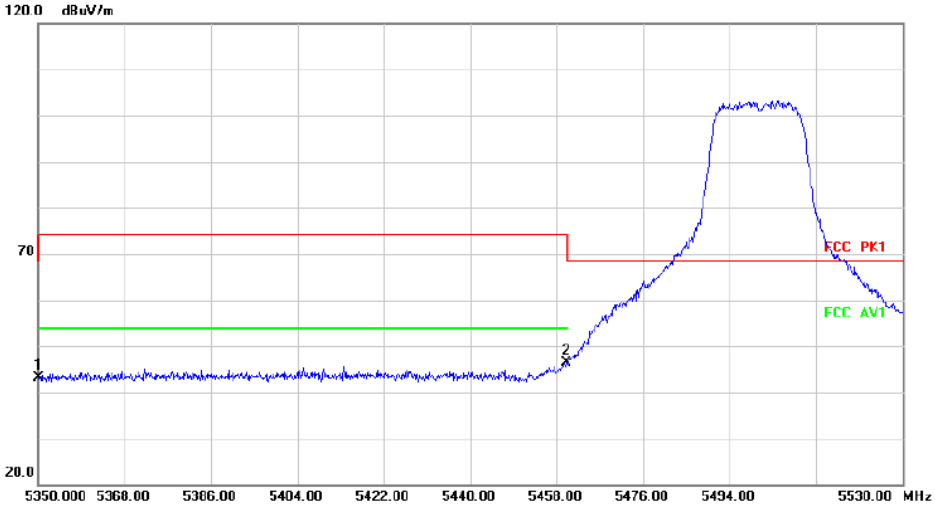

No.	Mk.	Freq.	Reading Level	Correct Factor	Measure-ment	Limit	Over	
		MHz	dBuV	dB/m	dBuV/m	dBuV/m	dB	Detector
1		5350.000	28.79	14.44	43.23	68.20	-24.97	peak
2	*	5460.000	31.90	14.51	46.41	68.20	-21.79	peak

HORIZONTA

Radiated Emission

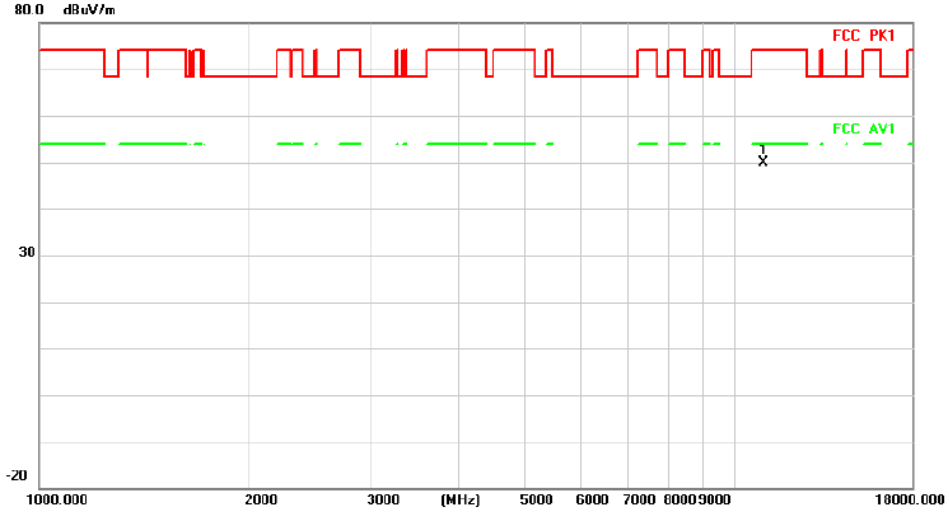

No.	Mk.	Freq.	Reading Level	Correct Factor	Measure-ment	Limit	Over	
		MHz	dBuV	dB/m	dBuV/m	dBuV/m	dB	Detector
1	*	11000.000	46.38	3.44	49.82	74.00	-24.18	peak

Radiated Emission

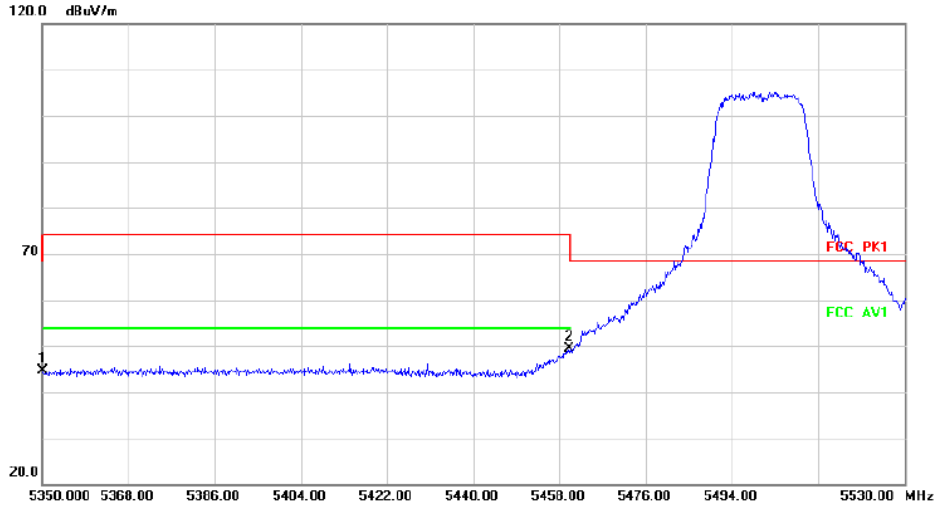

No.	Mk.	Freq.	Reading Level	Correct Factor	Measure-ment	Limit	Over	
		MHz	dBuV	dB/m	dBuV/m	dBuV/m	dB	Detector
1		5350.000	30.08	14.44	44.52	68.20	-23.68	peak
2	*	5460.000	34.84	14.51	49.35	68.20	-18.85	peak

Above 1G (1GHz~18GHz)	Test mode: 11AX20MIMO	Test Channel:116

VERTICAL

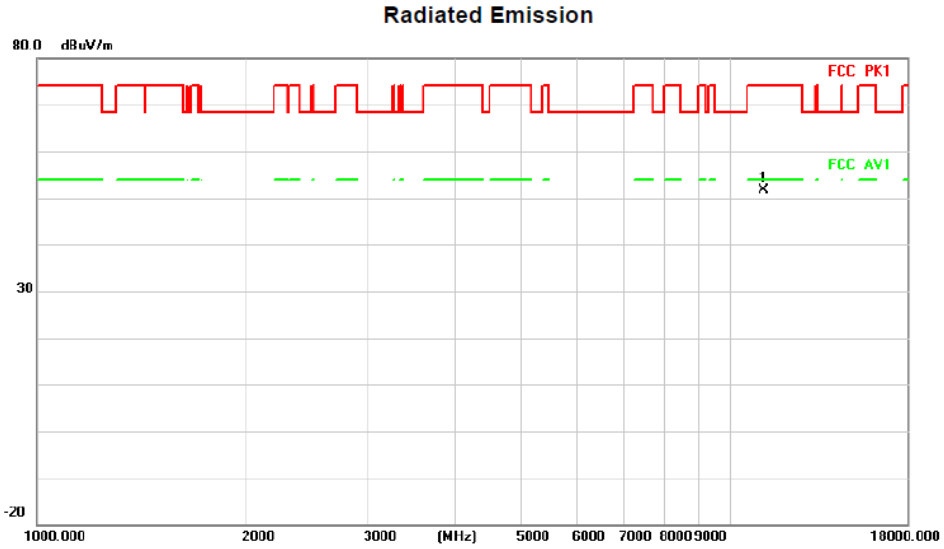

No.	Mk.	Freq.	Reading Level	Correct Factor	Measure-ment	Limit	Over	
		MHz	dBuV	dB/m	dBuV/m	dBuV/m	dB	Detector
1	*	11160.000	2.76	48.77	51.53	74.00	-22.47	peak

HORIZONTA

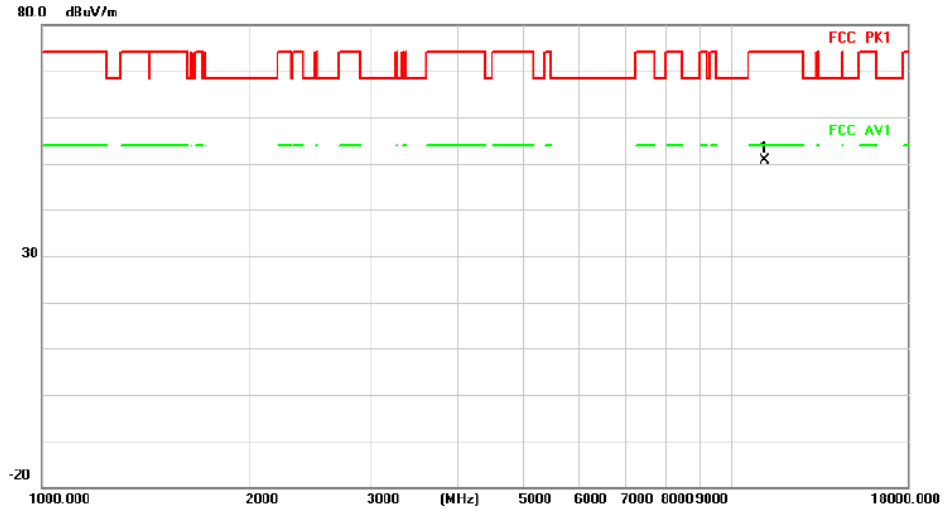

No.	Mk.	Freq.	Reading Level	Correct Factor	Measure-ment	Limit	Over	
		MHz	dBuV	dB/m	dBuV/m	dBuV/m	dB	Detector
1	*	11160.000	1.79	48.77	50.56	74.00	-23.44	peak

Above 1G (1GHz~18GHz)	Test mode: 11AX20MIMO	Test Channel:140

VERTICAL

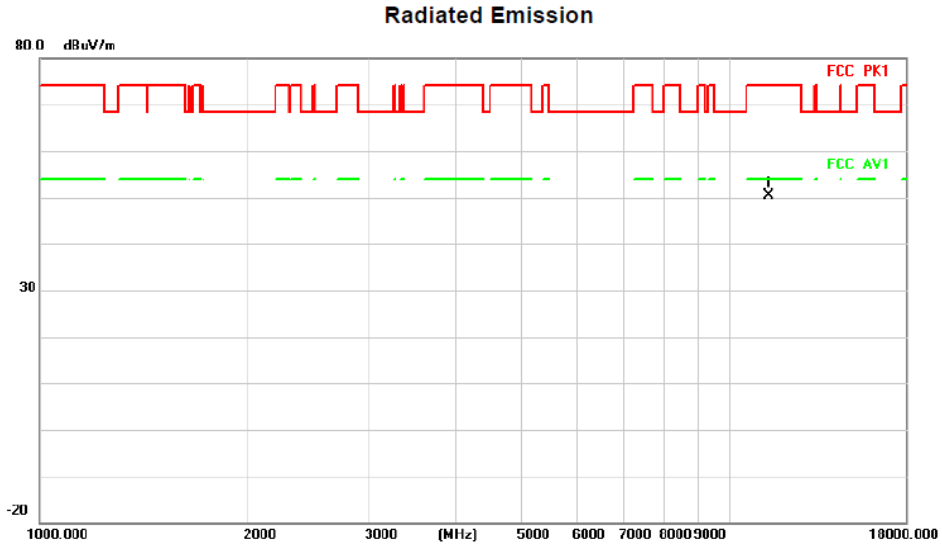

No.	Mk.	Freq.	Reading Level	Correct Factor	Measure-ment	Limit	Over	
		MHz	dBuV	dB/m	dBuV/m	dBuV/m	dB	Detector
1	*	11400.000	1.33	49.06	50.39	74.00	-23.61	peak

HORIZONTA

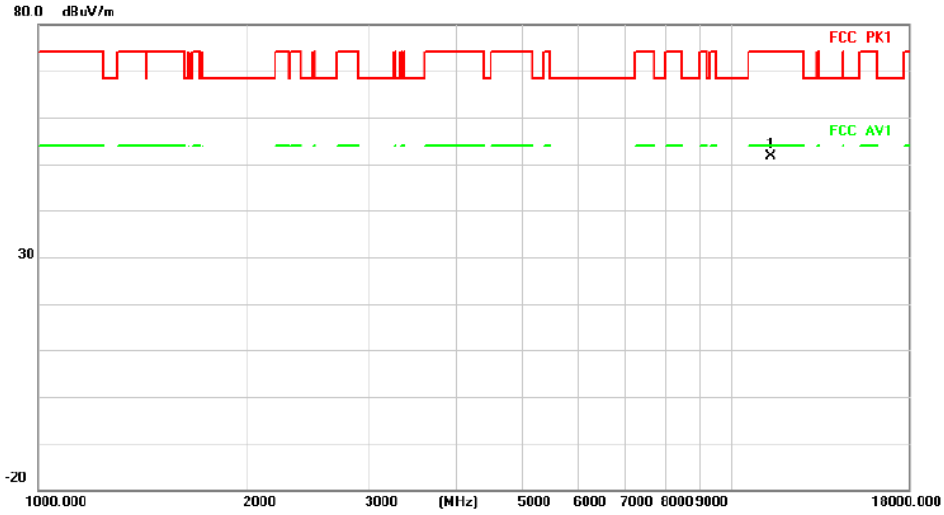

No.	Mk.	Freq.	Reading Level	Correct Factor	Measure-ment	Limit	Over	
		MHz	dBuV	dB/m	dBuV/m	dBuV/m	dB	Detector
1	*	11400.000	2.55	49.06	51.61	74.00	-22.39	peak