FCC Test Report

Applicant	:	**Shenzhen SSA Electronic Co., Ltd.**
Address	:	**2 Floor, Block 9, Longjun Industrial Area, Longhua District, Shenzhen, 518000, China**
Product Name	:	**Android tablet**
Report Date	:	**Jan. 24, 2024**

Shenzhen Anbotek Compliance Laboratory Limited

Contents

1. General Information 6
1.1. Client Information 6
1.2. Description of Device (EUT) 6
1.3. Auxiliary Equipment Used During Test 8
1.4. Operation channel list 8
1.5. Description Of Test Setup 10
1.6. Test Equipment List 11
1.7. Measurement Uncertainty 12
1.8. Description of Test Facility 12
1.9. Disclaimer 13
2. Summary of Test Results 14
3. Conducted Emission Test 15
3.1. Test Standard and Limit 15
3.2. Test Setup 15
3.3. Test Procedure 15
3.4. Test Data 16
4. Radiation Spurious Emission and Band Edge 19
4.1. Test Standard and Limit 19
4.2. Test Setup 20
4.3. Test Procedure 22
4.4. Test Data 22
5. Maximum conducted output power Test 41
5.1. Test Standard and Limit 41
5.2. Test Setup 41
5.3. Test Procedure 42
5.4. Test Data 42
6. 26dB Bandwidth & 99% Occupied Bandwidth Test 43
6.1. Test Standard 43
6.2. Test Setup 43
6.3. Test Procedure 43
6.4. Test Data 43
7. Minimum 6dB bandwidth Test 44
7.1. Test Standard 44
7.2. Test Setup 44
7.3. Test Procedure 44
7.4. Test Data 44
8. Power Spectral Density Test 45
8.1. Test Standard and Limit 45
8.2. Test Setup 45

8.3. Test Procedure 45
8.4. Test Data 46
9. Frequency Stability 47
9.1. Test Standard and Limit 47
9.2. Test Setup 47
9.3. Test Procedure 47
9.4. Test Data 47
10. Antenna Requirement 72
10.1. Test Standard and Requirement 72
10.2. Antenna Connected Construction 72
APPENDIX I -- TEST SETUP PHOTOGRAPH 73
APPENDIX II -- EXTERNAL PHOTOGRAPH 73
APPENDIX III -- INTERNAL PHOTOGRAPH 73

TEST REPORT

Applicant	:	Shenzhen SSA Electronic Co., Ltd.
Manufacturer	:	SHENZHEN SSA ELECTRONIC CO., LTD
Product Name	:	Android tablet
Test Model No.	:	MID-3201
Reference Model No.	:	MID-2701, MID-2105
Trade Mark	:	N/A
Rating(s)	:	Input: 24V⎓ 4A (with DC 19.2V, 8Ah battery inside)
Test Standard(s)	:	**FCC Part15 Subpart E, Paragraph 15.407** **ANSI C63.10: 2020**
Test Method(s)	:	**789033 D02 General UNII Test Procedures New Rules v02r01** **662911 D01 Multiple Transmitter Output v02r01**

The device described above is tested by Shenzhen Anbotek Compliance Laboratory Limited to determine the maximum emission levels emanating from the device and the severe levels of the device can endure and its performance criterion. The measurement results are contained in this test report and Shenzhen Anbotek Compliance Laboratory Limited is assumed full of responsibility for the accuracy and completeness of these measurements. Also, this report shows that the EUT (Equipment Under Test) is technically compliant with the FCC Part 15 Subpart E requirements.

This report applies to above tested sample only and shall not be reproduced in part without written approval of Shenzhen Anbotek Compliance Laboratory Limited.

Date of Receipt	Dec. 05, 2023
Date of Test	Dec. 05 ~ Dec. 14, 2023
Prepared By	Nian xiu Chen (Nianxiu Chen)
Approved & Authorized Signer	Edward pan (Edward Pan)

Revision History

Report Version	Description	Issued Date
R00	Original Issue.	Jan. 24, 2024

1. General Information

1.1. Client Information

Applicant	:	Shenzhen SSA Electronic Co., Ltd.
Address	:	2 Floor, Block 9, Longjun Industrial Area, Longhua District, Shenzhen, 518000, China
Manufacturer	:	SHENZHEN SSA ELECTRONIC CO., LTD
Address	:	2 Floor, Block 9, Longjun Industrial Area, Heping West Road, Longhua District, Shenzhen, China
Factory	:	SHENZHEN SSA ELECTRONIC CO., LTD
Address	:	2 Floor, Block 9, Longjun Industrial Area, Heping West Road, Longhua District, Shenzhen, China

1.2. Description of Device (EUT)

Product Name	:	Android tablet
Test Model No.	:	MID-3201
Reference Model No.	:	MID-2701, MID-2105 (Note: All samples are the same except the model number, appearance color and size, so we prepare "MID-3201" for test only.)
Trade Mark	:	N/A
Test Power Supply	:	AC 120V, 60Hz for Adapter
Test Sample No.	:	1-2-1(Normal Sample), 1-2-2(Engineering Sample)
Adapter	:	MODEL: THX-240400KV INPUT: 100-240V~50/60H 2.0AMAX OUTPUT: 24V⎓ 4A
RF Specification		
Operation Mode	:	☒ a ☒ n(HT20) ☒ n(HT40) ☒ ac(VHT20) ☒ ac(VHT40) ☒ ac(VHT80) ☐ ac(VHT160) ☒ ax(HEW20) ☒ ax(HEW40) ☒ ax(HEW80) ☐ ax(HEW160)
Device Type	:	☐ Outdoor AP ☐ Indoor AP ☐ Point-to-point AP ☒ Client
TPC Function	:	☐ With TPC ☒ Without TPC
DFS Type	:	☒ Slave without radar detection ☐ Slave with radar detection ☐ Master
Operation Frequency	:	☒ Wi-Fi 5.2G: 5150~5250MHz ☒ Wi-Fi 5.3G: 5250~5350MHz

		☒ Wi-Fi 5.6G: 5470~5725MHz ☒ Wi-Fi 5.8G: 5725~5850MHz
Number of Channel	:	Wi-Fi 5.2G: ☒ 4 Channels for 20MHz bandwidth (5180-5240MHz) ☒ 2 Channels for 40MHz bandwidth (5190-5230MHz) ☒ 1 Channels for 80MHz bandwidth (5210MHz) Wi-Fi 5.3G: ☒ 4 Channels for 20MHz bandwidth (5260-5320MHz) ☒ 2 Channels for 40MHz bandwidth (5270-5310MHz) ☒ 1 Channels for 80MHz bandwidth (5290MHz) Wi-Fi 5.6G: ☒ 11 Channels for 20MHz bandwidth (5500-5700MHz) ☒ 5 Channels for 40MHz bandwidth (5510-5670MHz) ☒ 2 Channels for 80MHz bandwidth (5530~5610MHz) Wi-Fi 5.8G: ☒ 5 Channels for 20MHz bandwidth (5745MHz ~ 5825MHz) ☒ 2 Channels for 40MHz bandwidth (5755MHz ~ 5795MHz) ☒ 1 Channels for 80MHz bandwidth (5775MHz)
Modulation Type	:	☒ 802.11a: OFDM (64QAM, 16QAM, QPSK, BPSK) ☒ 802.11n: OFDM (BPSK, QPSK, 16QAM, 64QAM) ☒ 802.11ac: OFDM (BPSK, QPSK, 16QAM, 64QAM, 256QAM) ☒ 802.11ax: OFDMA(BPSK, QPSK, 16QAM, 64QAM, 256QAM, 1024QAM)
Antenna Type	:	ANT1: FPC Antenna ANT2: FPC Antenna
Antenna Gain(Peak)	:	Wi-Fi 5.2G ANT1: -0.77dBi Wi-Fi 5.2G ANT2: -0.77dBi Wi-Fi 5.3G ANT1: 0.26dBi Wi-Fi 5.3G ANT2: 0.26dBi Wi-Fi 5.6G ANT1: -0.19dBi Wi-Fi 5.6G ANT2: -0.19dBi Wi-Fi 5.8G ANT1: -1.86dBi Wi-Fi 5.8G ANT2: -1.86dBi
Directional antenna gain	:	Wi-Fi 5.2G: 2.24 dBi Wi-Fi 5.3G: 3.27 dBi Wi-Fi 5.6G: 2.82 dBi Wi-Fi 5.8G: 1.15 dBi

Remark: 1) All of the RF specification are provided by customer.
2) For a more detailed features description, please refer to the manufacturer's specifications or the User's Manual.
3) Only 802.11n(HT20), 802.11n(HT40), 802.11ac(VHT20), 802.11ac(VHT40), 802.11ac(VHT80), 802.11ax(HEW20), 802.11ax(HEW40), 802.11ax(HEW80) support MIMO.

1.3. Auxiliary Equipment Used During Test

Description	Rating(s)
--	--

1.4. Operation channel list

Operation Band: Wi-Fi 5.2G

Bandwidth:	20MHz	Bandwidth:	40MHz	Bandwidth:	80MHz
Channel	Frequency (MHz)	Channel	Frequency (MHz)	Channel	Frequency (MHz)
36	5180	38	5190	42	5210
40	5200	46	5230	/	/
44	5220	/	/	/	/
48	5240	/	/	/	/

Operation Band: Wi-Fi 5.3G

Bandwidth:	20MHz	Bandwidth:	40MHz	Bandwidth:	80MHz
Channel	Frequency (MHz)	Channel	Frequency (MHz)	Channel	Frequency (MHz)
52	5260	54	5270	58	5290
56	5280	62	5310	/	/
60	5300	/	/	/	/
64	5320	/	/	/	/

Operation Band: Wi-Fi 5.6G

Bandwidth:	20MHz	Bandwidth:	40MHz	Bandwidth:	80MHz
Channel	Frequency (MHz)	Channel	Frequency (MHz)	Channel	Frequency (MHz)
100	5500	102	5510	106	5530
104	5520	110	5550	122	5610
108	5540	118	5590	/	/
112	5560	126	5630	/	/
116	5580	134	5670	/	/
120	5600	/	/	/	/
124	5620	/	/	/	/
128	5640	/	/	/	/
132	5660	/	/	/	/
136	5680	/	/	/	/
140	5700	/	/	/	/

Operation Band: Wi-Fi 5.8G

Bandwidth:	20MHz	Bandwidth:	40MHz	Bandwidth:	80MHz
Channel	Frequency (MHz)	Channel	Frequency (MHz)	Channel	Frequency (MHz)
149	5745	151	5755	155	5775
153	5765	159	5795	/	/
157	5785	/	/	/	/
161	5805	/	/	/	/
165	5825	/	/	/	/

1.5. Description Of Test Setup

CE

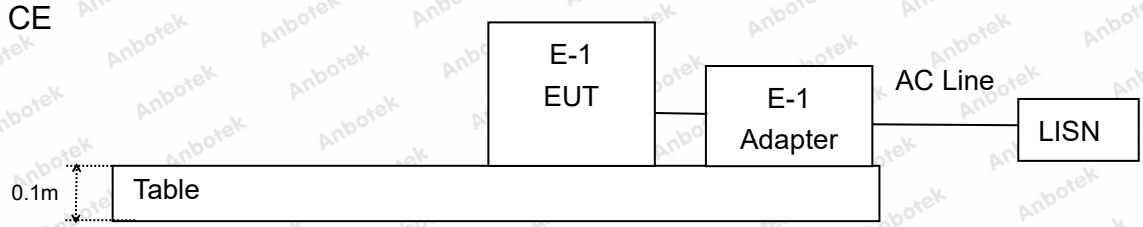

RE

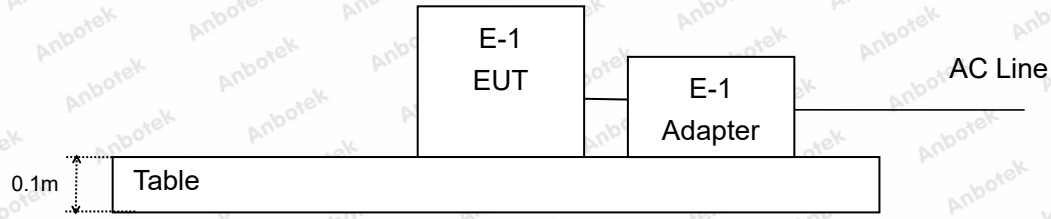

1.6. Test Equipment List

Item	Equipment	Manufacturer	Model No.	Serial No.	Last Cal.	Cal. Interval
1.	L.I.S.N. Artificial Mains Network	Rohde & Schwarz	ENV216	100055	Oct. 12, 2023	1 Year
2.	Three Phase V-type Artificial Power Network	CYBERTEK	EM5040DT	E215040DT001	Jul. 05, 2023	1 Year
3.	EMI Test Receiver	Rohde & Schwarz	ESCI	100627	Oct. 12, 2023	1 Year
4.	EMI Test Receiver	Rohde & Schwarz	ESR26	101481	Oct. 12, 2023	1 Year
5.	MXA Spectrum Analysis	Agilent	N9020A	MY51170037	Oct. 12, 2023	1 Year
6.	EMI Preamplifier	SKET Electronic	LNPA-0118G -45	SKET-PA-002	Oct. 12, 2023	1 Year
7.	Double Ridged Horn Antenna	SCHWARZBECK	BBHA 9120D	02555	Oct. 16, 2022	3 Year
8.	Bilog Broadband Antenna	Schwarzbeck	VULB9163	345	Oct. 23, 2022	3 Year
9.	Loop Antenna	Schwarzbeck	FMZB1519B	00053	Oct. 12, 2023	1 Year
10.	Horn Antenna	A-INFO	LB-180400-KF	J211060628	Oct. 12, 2023	1 Year
11.	Pre-amplifier	SONOMA	310N	186860	Oct. 12, 2023	1 Year
12.	EMI Test Software EZ-EMC	SHURPLE	N/A	N/A	N/A	N/A
13.	MXA Spectrum Analysis	KEYSIGHT	N9020A	MY53280032	Oct. 12, 2023	1 Year
14.	MXG RF Vector Signal Generator	Agilent	N5182A	MY48180656	Oct. 12, 2023	1 Year
15.	Signal Generator	Agilent	E4421B	MY41000743	Oct. 12, 2023	1 Year
16.	DC Power Supply	IVYTECH	IV3605	1804D360510	Oct. 20, 2023	1 Year
17.	Constant Temperature Humidity Chamber	ZHONGJIAN	ZJ-KHWS80 B	N/A	Oct. 16, 2023	1 Year
18.	Spectrum Analyzer	Rohde & Schwarz	FSV40-N	101792	May. 26, 2023	1 Year
19.	Power Meter	Agilent	N1914A	MY50001102	Oct. 20, 2023	1 Year

1.7. Measurement Uncertainty

Parameter	Uncertainty
Conducted emissions (AMN 150kHz~30MHz)	3.8dB
Occupied Bandwidth	925Hz
Conducted Output Power	0.76dB
Power Spectral Density	0.76dB
Conducted Spurious Emission	1.24dB
Radiated spurious emissions (Below 30MHz)	3.53dB
Radiated spurious emissions (30MHz~1GHz)	Horizontal: 3.92dB; Vertical: 4.52dB
Radiated spurious emissions (above 1GHz)	1G-6GHz: 4.78dB; 6G-18GHz: 4.88dB 18G-40GHz: 5.68dB
The measurement uncertainty and decision risk evaluated according to AB/WI-RF-F-032. This uncertainty represents an expanded uncertainty expressed at approximately the 95% confidence level using a coverage factor of k=2.	

1.8. Description of Test Facility

The test facility is recognized, certified, or accredited by the following organizations:

FCC-Registration No.: 434132

Shenzhen Anbotek Compliance Laboratory Limited, EMC Laboratory has been registered and fully described in a report filed with the (FCC) Federal Communications Commission. The acceptance letter from the FCC is maintained in our files. Registration No. 434132.

ISED-Registration No.: 8058A

Shenzhen Anbotek Compliance Laboratory Limited, EMC Laboratory has been registered and fully described in a report filed with the (ISED) Innovation, Science and Economic Development Canada. The acceptance letter from the ISED is maintained in our files. Registration 8058A.

Test Location

Shenzhen Anbotek Compliance Laboratory Limited.
1/F, Building D, Sogood Science and Technology Park, Sanwei community, Hangcheng Street, Bao'an District, Shenzhen, Guangdong, China.

1.9. Disclaimer

1. The test report is invalid if not marked with the signatures of the persons responsible for preparing and approving the test report.
2. The test report is invalid if there is any evidence and/or falsification.
3. The results documented in this report apply only to the tested sample, under the conditions and modes of operation as described herein.
4. This document may not be altered or revised in any way unless done so by Anbotek and all revisions are duly noted in the revisions section.
5. Content of the test report, in part or in full, cannot be used for publicity and/or promotional purposes without prior written approval from the laboratory.
6. The authenticity of the information provided by the customer is the responsibility of the customer and the laboratory is not responsible for its authenticity.

The laboratory is only responsible for the data released by the laboratory, except for the part provided by the applicant.

2. Summary of Test Results

Standard	Test Type	Result
15.207 & 15.407(b)	Conducted Emission	PASS
15.205 & 15.209	Spurious Emission	PASS
15.407(b)	Band Edge	PASS
15.407(a) & 2.1049	26dB Bandwidth & 99% Occupied Bandwidth	PASS
15.407(e)	Minimum 6dB bandwidth (5.725-5.85GHz band)	PASS
15.407(a)	Maximum Conducted Output Power	PASS
15.407(a)	Peak Power Spectral Density	PASS
15.407(g)	Frequency Stability	PASS
15.407(h)	Dynamic Frequency Selection (DFS)	PASS (Please Refer to DFS Report)
15.203	Antenna Requirement	PASS
Remark: "N/A" is an abbreviation for Not Applicable.		

3. Conducted Emission Test

3.1. Test Standard and Limit

Test Standard	FCC Part15 Section 15.207 & 15.407(b)		
Test Limit	Frequency	Maximum RF Line Voltage (dBuV)	
		Quasi-peak Level	Average Level
	150kHz~500kHz	66 ~ 56 *	56 ~ 46 *
	500kHz~5MHz	56	46
	5MHz~30MHz	60	50
Remark: (1) *Decreasing linearly with logarithm of the frequency. (2) The lower limit shall apply at the transition frequency.			

3.2. Test Setup

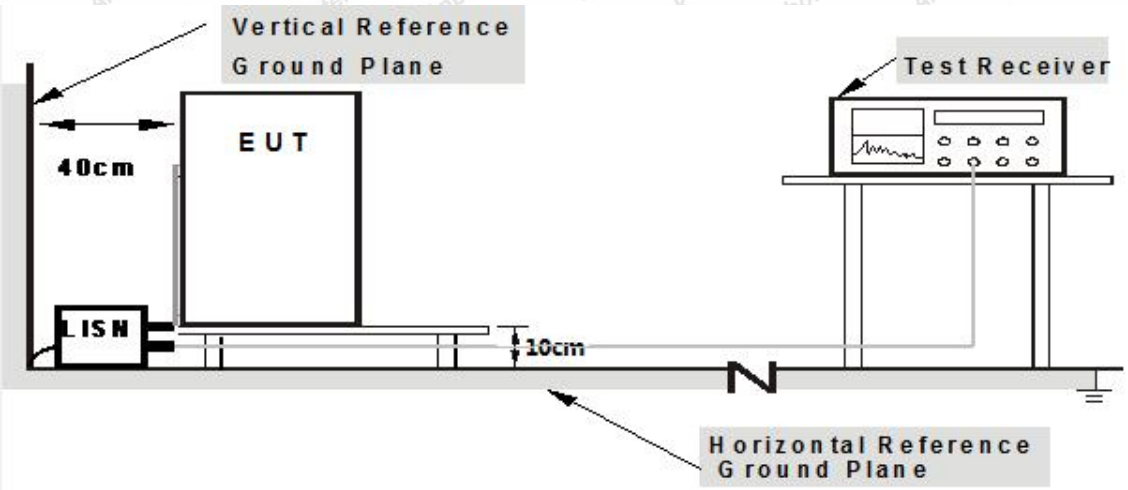

Note: 1.Support units were connected to second LISN.
2.Both of LISNs (AMN) are 80 cm from EUT and at least 80 from other units and other metal planes

3.3. Test Procedure

The EUT system is connected to the power mains through a line impedance stabilization network (L.I.S.N.). This provides a 50ohm coupling impedance for the EUT system. Please refer the block diagram of the test setup and photographs. Both sides of AC line are checked to find out the maximum conducted emission. In order to find the maximum emission levels, the relative positions of equipment and all of the interface cables shall be changed according to FCC ANSI C63.10: 2020 on Conducted Emission Measurement.

The bandwidth of test receiver (ESCI) set at 9kHz.

The frequency range from 150kHz to 30MHz is checked.

3.4. Test Data

During the test, pre-scan all modes, only the worst case is recorded in the report.

AC conducted emission pre-test at both at AC 120V/60Hz and AC 240V/60Hz modes, recorded worst case AC 120V/60Hz.

Please to see the following pages.

Conducted Emission Test Data

Test Site: 1# Shielded Room
Operating Condition: 802.11ax(HEW20) 5825MHz (MIMO)
Test Specification: AC 120V, 60Hz for Adapter
Comment: Live Line
Temp.(℃)/Hum.(%RH): 20℃/51%RH

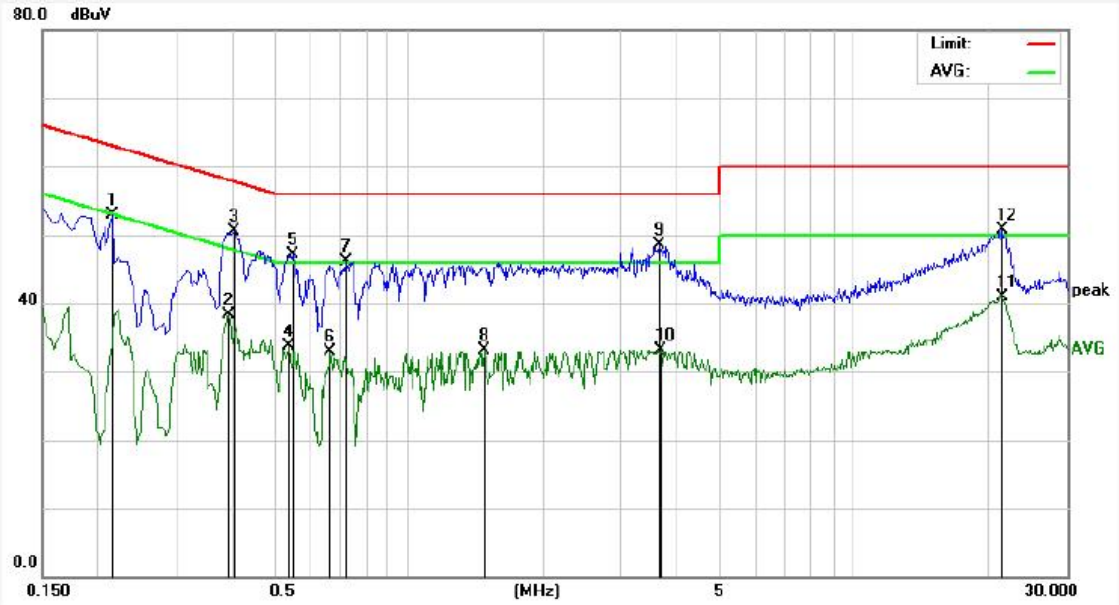

No.	Freq. (MHz)	Reading (dBuV)	Factor (dB)	Result (dBuV)	Limit (dBuV)	Over Limit (dB)	Detector	Remark
1	0.2162	33.13	19.83	52.96	62.96	-10.00	QP	
2	0.3940	18.44	19.81	38.25	47.98	-9.73	AVG	
3	0.4060	30.65	19.81	50.46	57.73	-7.27	QP	
4	0.5380	13.84	19.85	33.69	46.00	-12.31	AVG	
5	0.5500	27.28	19.85	47.13	56.00	-8.87	QP	
6	0.6660	13.10	19.87	32.97	46.00	-13.03	AVG	
7	0.7217	26.28	19.87	46.15	56.00	-9.85	QP	
8	1.4737	13.23	19.84	33.07	46.00	-12.93	AVG	
9	3.6499	28.57	19.85	48.42	56.00	-7.58	QP	
10	3.6619	13.24	19.85	33.09	46.00	-12.91	AVG	
11	21.3779	20.47	20.53	41.00	50.00	-9.00	AVG	
12	21.5380	30.07	20.55	50.62	60.00	-9.38	QP	

Conducted Emission Test Data

Test Site:	1# Shielded Room
Operating Condition:	802.11ax(HEW20) 5825MHz (MIMO)
Test Specification:	AC 120V, 60Hz for Adapter
Comment:	Neutral Line
Temp.(℃)/Hum.(%RH):	20℃/51%RH

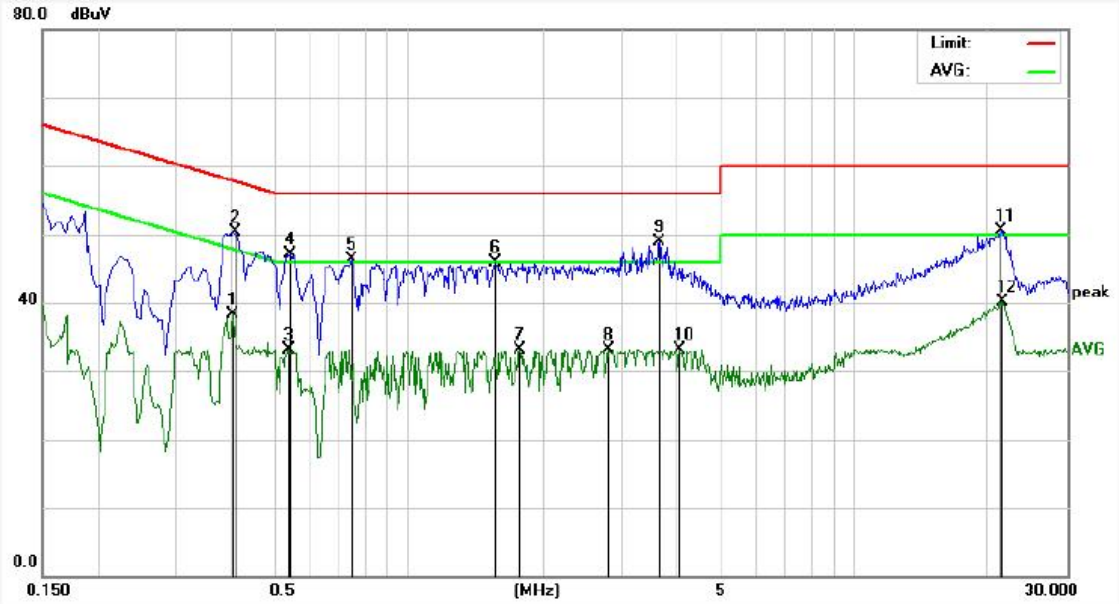

No.	Freq. (MHz)	Reading (dBuV)	Factor (dB)	Result (dBuV)	Limit (dBuV)	Over Limit (dB)	Detector	Remark
1	0.4020	18.49	19.81	38.30	47.81	-9.51	AVG	
2	0.4099	30.47	19.81	50.28	57.65	-7.37	QP	
3	0.5350	13.25	19.85	33.10	46.00	-12.90	AVG	
4	0.5420	27.17	19.85	47.02	56.00	-8.98	QP	
5	0.7459	26.46	19.87	46.33	56.00	-9.67	QP	
6	1.5660	26.00	19.84	45.84	56.00	-10.16	QP	
7	1.7780	13.22	19.84	33.06	46.00	-12.94	AVG	
8	2.8140	13.24	19.84	33.08	46.00	-12.92	AVG	
9	3.6459	28.97	19.85	48.82	56.00	-7.18	QP	
10	4.0658	13.25	19.84	33.09	46.00	-12.91	AVG	
11	21.3460	29.97	20.52	50.49	60.00	-9.51	QP	
12	21.5180	19.50	20.55	40.05	50.00	-9.95	AVG	

4. Radiation Spurious Emission and Band Edge

4.1. Test Standard and Limit

Radiated Spurious Emission					
Test Standard	FCC Part15 C Section 15.205 & 15.209				
Test Limit	Frequency (MHz)	Field strength (microvolt/meter)	Limit (dBuV/m)	Remark	Measurement distance (m)
	0.009MHz~0.490MHz	2400/F(kHz)	-	-	300
	0.490MHz-1.705MHz	24000/F(kHz)	-	-	30
	1.705MHz-30MHz	30	-	-	30
	30MHz~88MHz	100	40.0	Quasi-peak	3
	88MHz~216MHz	150	43.5	Quasi-peak	3
	216MHz~960MHz	200	46.0	Quasi-peak	3
	960MHz~1000MHz	500	54.0	Quasi-peak	3
	Above 1000MHz	500	54.0	Average	3
		-	68.2	Peak	3

Band Edge				
Test Standard	15.407(b)			
Test Limit	Operating Band	Frequency	EIRP Limit	Remark
	5150-5250MHz	Above 1GHz	-27dBm/MHz(68.2dBuV/m)@3m	Peak
	5250-5350MHz	Above 1GHz	-27dBm/MHz(68.2dBuV/m)@3m	Peak
	5470-5725MHz	Above 1GHz	-27dBm/MHz(68.2dBuV/m)@3m	Peak
	5725-5850 MHz	Above 1GHz	-27dBm/MHz(68.2dBuV/m)@3m	Peak
		1GHz-5.65GHz	-27*dBm/MHz to 10dBm/MHz (68.2* dBuV/m to 105.6dBuV/m)	Peak
		5.65GHz-5.7GHz	10*dBm/MHz to 15.6dBm/MHz (105.6*dBuV/m to 110.8dBuV/m)	Peak
		5.7GHz-5.72GHz	15.6*dBm/MHz to 27dBm/MHz (110.8dBuV/m to* 122.2dBuV/m)	Peak
		5.72GHz-5.725GHz	27dBm/MHz to 15.6*dBm/MHz (122.2dBuV/m to110.8* dBuV/m)	Peak
		5.85GHz-5.855GHz	15.6dBm/MHz to 10*dBm/MHz (110.8dBuV/m to 105.6* dBuV/m	Peak

		5.855GHz-5.875GHz	10dBm/MHz to -27*dBm/MHz (105.6dBuV/m to 68.2* dBuV/m)	Peak
		5.875GHz-5.925GHz	-27 dBm/MHz(68.2dBuV/m)@3m	Peak

Remark:
(1)The lower limit shall apply at the transition frequency.
(2) 15.35(b), Unless otherwise specified, the limit on peak radio frequency emissions is 20dB above the maximum permitted average emission limit applicable to the equipment under test. This peak limit applies to the total peak emission level radiated by the device.
(3)Above 1GHz limit:E[dBμV/m] = EIRP[dBm] + 95.2=68.2 dBuV/m, for EIPR[dBm]=-27dBm.

4.2. Test Setup

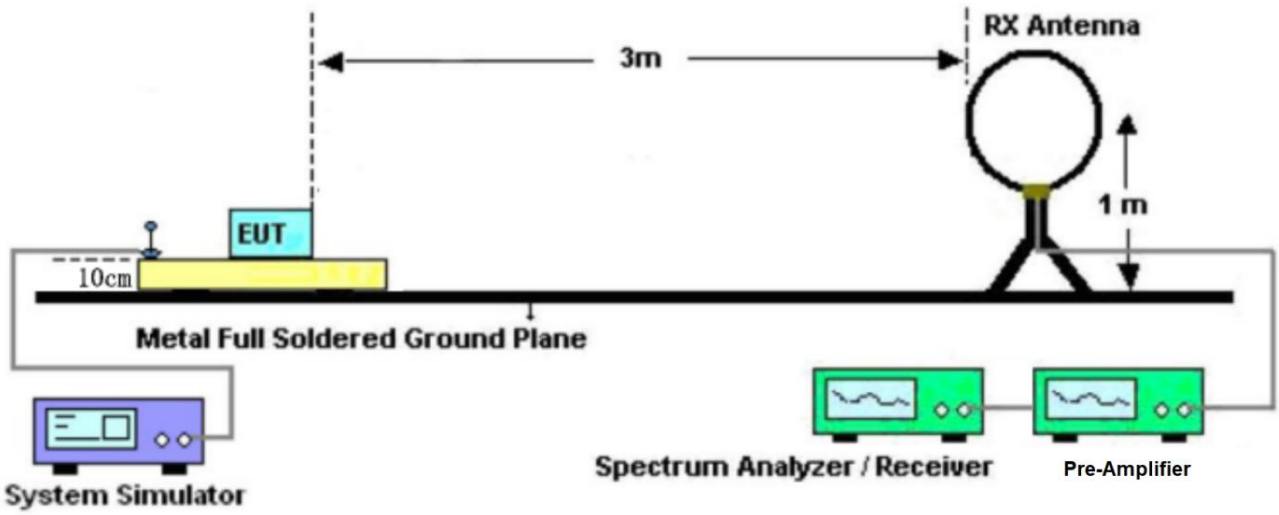

Figure 1. Below 30MHz

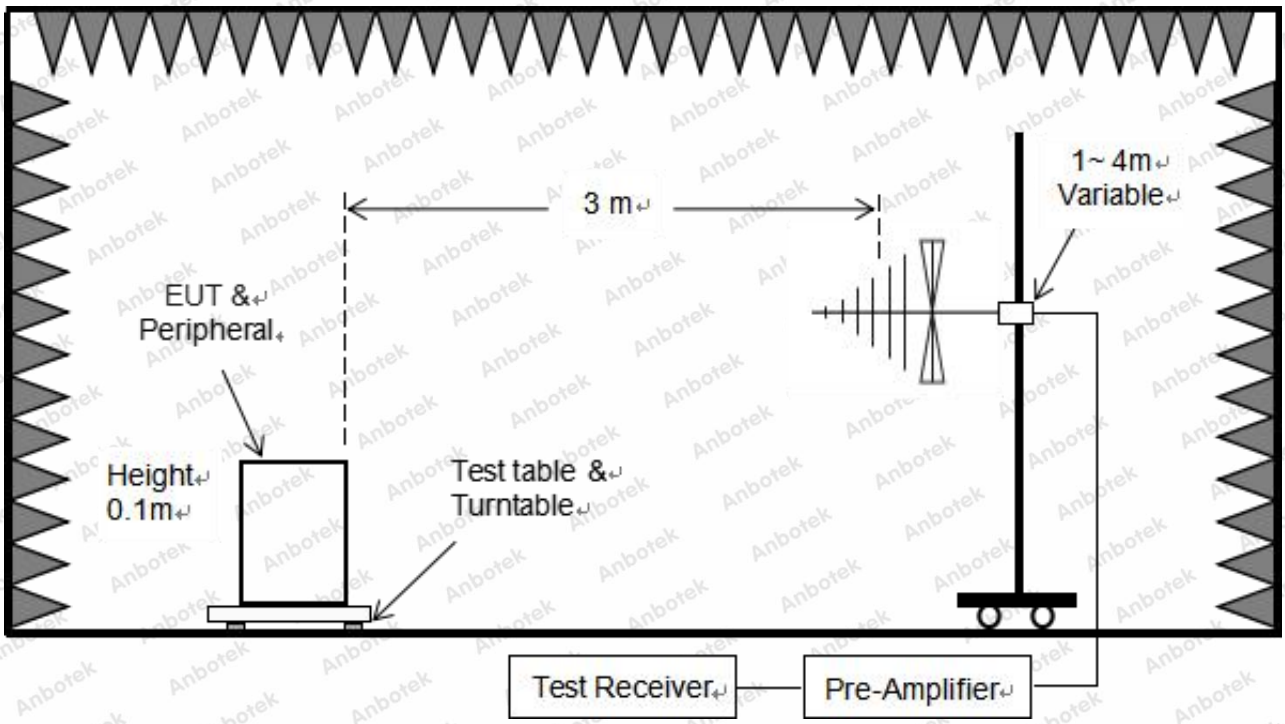

Figure 2. 30MHz to 1GHz

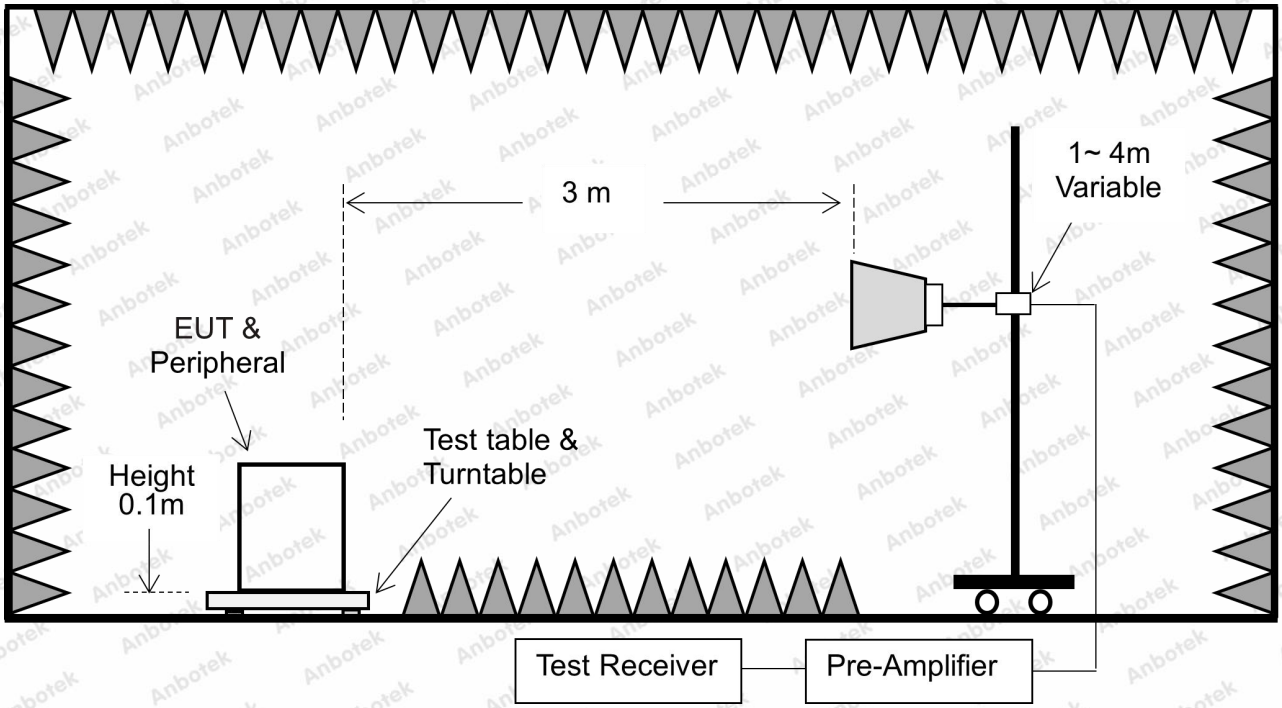

Figure 3. Above 1 GHz

4.3. Test Procedure

For below 1GHz: The EUT is placed on a turntable, which is 0.1m above the ground plane.

For above 1GHz: The EUT is placed on a turntable, which is 0.1m above the ground plane.

The turn table can rotate 360 degrees to determine the position of the maximum emission level. The EUT is set 3 meters away from the receiving antenna which is mounted on a antenna tower. The antenna can be moved up and down from 1 to 4 meters to find out the maximum emission level. Rotated the EUT through three orthogonal axes to determine the maximum emissions, both horizontal and vertical polarization of the antenna are set on test. The EUT is tested in 9*6*6 Chamber. The device is evaluated in xyz orientation.

For the radiated emission test above 1GHz:

Place the measurement antenna away from each area of the EUT determined to be a source of emissions at the specified measurement distance, while keeping the measurement antenna aimed at the source of emissions at each frequency of significant emissions, with polarization oriented for maximum response. The measurement antenna may have to be higher or lower than the EUT, depending on the radiation pattern of the emission and staying aimed at the emission source for receiving the maximum signal. The final measurement antenna elevation shall be that which maximizes the emissions. The measurement antenna elevation for maximum emissions shall be restricted to a range of heights of from 1 m to 4 m above the ground or reference ground plane.

For 9kHz to 150kHz, Set the spectrum analyzer as:
RBW = 200Hz, VBW =1kHz, Detector= Quasi-Peak, Trace mode= Max hold, Sweep- auto couple.

For 150kHz to 30MHz, Set the spectrum analyzer as:
RBW = 9KHz, VBW =30kHz, Detector= Quasi-Peak, Trace mode= Max hold, Sweep- auto couple.

For 30MHz to 1000MHz, Set the spectrum analyzer as:
RBW = 100kHz, VBW =300kHz, Detector= Quasi-Peak, Trace mode= Max hold, Sweep- auto couple.

For above 1GHz, Set the spectrum analyzer as:

RBW =1MHz, VBW =1MHz, Detector= Peak, Trace mode= Max hold, Sweep- auto couple.

RBW =1MHz, VBW =10Hz, Detector= Average, Trace mode= Max hold, Sweep- auto couple.

4.4. Test Data

PASS

During the test, Pre-scan all kind of the place mode (X-axis, Y-axis, Z-axis), and found the X-axis is the worst case.

The test results of 9kHz-30MHz was attenuated more than 20dB below the permissible limits, so the results don't record in the report.

During the test, pre-scan all the modes, only the worst case is recorded in the report.

Test Results (30~1000MHz)

Test Mode:	802.11ax(HEW20) 5825MHz (MIMO)
Power Source:	AC 120V, 60Hz for Adapter
Polarization:	Horizontal
Temp.(℃)/Hum.(%RH):	24.1℃/50%RH

No.	Freq. (MHz)	Reading (dBuV)	Factor (dB/m)	Result (dBuV/m)	Limit (dBuV/m)	Over Limit (dB)	Detector	Height (cm)	degree (deg)	Remark
1	41.4215	47.86	-15.79	32.07	40.00	-7.93	QP			
2	71.0803	55.84	-22.20	33.64	40.00	-6.36	QP			
3	134.5592	58.83	-22.76	36.07	43.50	-7.43	QP			
4	595.1329	50.36	-10.64	39.72	46.00	-6.28	QP			
5	952.0937	43.66	-5.61	38.05	46.00	-7.95	QP			
6	157.5586	62.54	-23.74	38.80	43.50	-4.70	QP			

Test Results (30~1000MHz)

Test Mode: 802.11ax(HEW20) 5825MHz (MIMO)
Power Source: AC 120V, 60Hz for Adapter
Polarization: Vertical
Temp.(℃)/Hum.(%RH): 24.1℃/50%RH

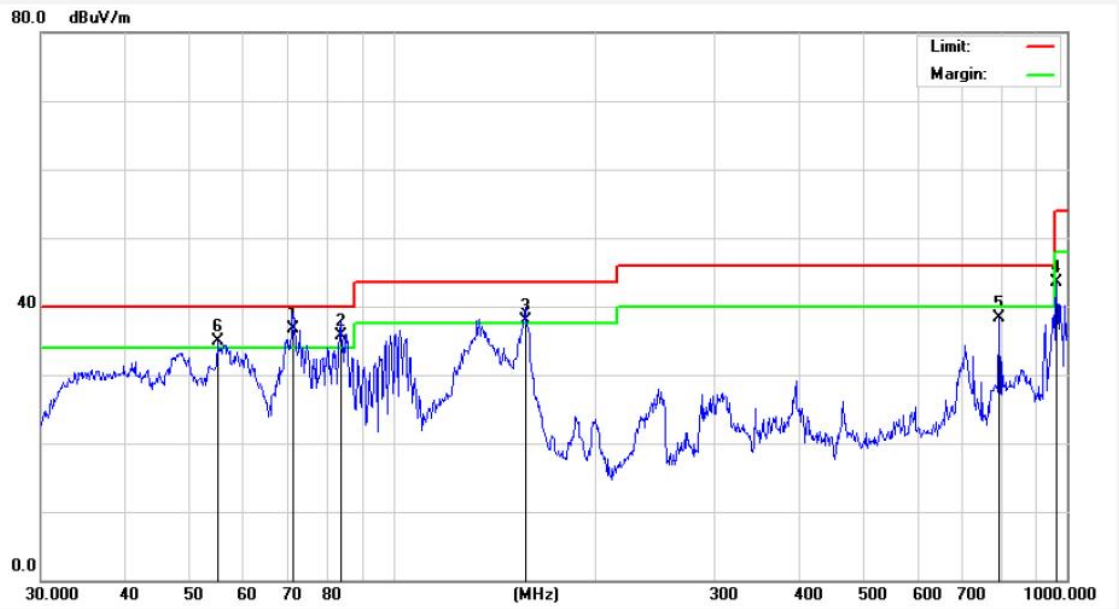

No.	Freq. (MHz)	Reading (dBuV)	Factor (dB/m)	Result (dBuV/m)	Limit (dBuV/m)	Over Limit (dB)	Detector	Height (cm)	degree (deg)	Remark
1	71.0802	56.69	-19.95	36.74	40.00	-3.26	QP			
2	83.5220	54.56	-18.77	35.79	40.00	-4.21	QP			
3	157.0072	59.63	-21.78	37.85	43.50	-5.65	QP			
4	965.5421	48.83	-5.36	43.47	54.00	-10.53	QP			
5	793.3958	46.72	-8.38	38.34	46.00	-7.66	QP			
6	54.8348	52.46	-17.56	34.90	40.00	-5.10	QP			

Test Results (Above 1000MHz)

Test Mode: IEEE 802.11ax(HEW20) for WiFi 5.8G							
Test channel: Low CH							
Frequency (MHz)	Reading (dBuV)	Factor (dB/m)	Result (dBuV/m)	Limit (dBuV/m)	Over limit (dB)	Antenna Pol.	Detector
11490.000	28.38	23.36	51.74	68.20	-16.46	V	Peak
17235.000	29.61	31.97	61.58	68.20	-6.62	V	Peak
11490.000	28.65	23.36	52.01	68.20	-16.19	H	Peak
17235.000	29.89	31.97	61.86	68.20	-6.34	H	Peak
11490.000	17.56	23.36	40.92	54.00	-13.08	V	AVG
17235.000	18.20	31.97	50.17	54.00	-3.83	V	AVG
11490.000	17.68	23.36	41.04	54.00	-12.96	H	AVG
17235.000	17.91	31.97	49.88	54.00	-4.12	H	AVG
Test channel: Middle CH							
Frequency (MHz)	Reading (dBuV)	Factor (dB/m)	Result (dBuV/m)	Limit (dBuV/m)	Over limit (dB)	Antenna Pol.	Detector
11570.000	28.96	23.42	52.38	68.20	-15.82	V	Peak
17355.000	29.49	32.18	61.67	68.20	-6.53	V	Peak
11570.000	28.85	23.42	52.27	68.20	-15.93	H	Peak
17355.000	29.98	32.18	62.16	68.20	-6.04	H	Peak
11570.000	18.825	23.42	42.25	54.00	-11.75	V	AVG
17355.000	18.523	32.18	50.70	54.00	-3.30	V	AVG
11570.000	18.674	23.42	42.09	54.00	-11.91	H	AVG
17355.000	18.287	32.18	50.47	54.00	-3.53	H	AVG
Test channel: High CH							
Frequency (MHz)	Reading (dBuV)	Factor (dB/m)	Result (dBuV/m)	Limit (dBuV/m)	Over limit (dB)	Antenna Pol.	Detector
11650.000	28.47	23.49	51.96	68.20	-16.24	V	Peak
17475.000	29.73	32.39	62.12	68.20	-6.08	V	Peak
11650.000	28.59	23.49	52.08	68.20	-16.12	H	Peak
17475.000	29.59	32.39	61.98	68.20	-6.22	H	Peak
11650.000	17.90	23.49	41.39	54.00	-12.61	V	AVG
17475.000	18.32	32.39	50.71	54.00	-3.29	V	AVG
11650.000	17.85	23.49	41.34	54.00	-12.66	H	AVG
17475.000	18.26	32.39	50.65	54.00	-3.35	H	AVG

Remark:

1. During the test, pre-scan the 802.11a, 802.11n(HT20), ac(HT20), ax(HEW20), n(HT40), ac(HT40), ax(HEW40), ac(HT80), ax(HEW80) SISO and MIMO mode, and found the 802.11ax(HEW20) MIMO mode is worse case , the report only record this mode.
2. Result =Reading + Factor

For 5.2G&5.3G ANT1:

Radiated Band Edge:

Test Mode: IEEE 802.11a							
Test channel: Lowest							
Frequency (MHz)	Reading (dBuV)	Factor (dB/m)	Result (dBuV/m)	Limit (dBuV/m)	Over limit (dB)	Antenna Pol.	Detector
5150.00	36.89	15.99	52.88	68.20	-15.32	H	Peak
5150.00	38.94	15.99	54.93	68.20	-13.27	V	Peak
5150.00	26.85	15.99	42.84	54.00	-11.16	H	AVG
5150.00	28.88	15.99	44.87	54.00	-9.13	V	AVG
Test channel: Highest							
Frequency (MHz)	Reading (dBuV)	Factor (dB/m)	Result (dBuV/m)	Limit (dBuV/m)	Over limit (dB)	Antenna Pol.	Detector
5350.00	37.36	16.43	53.79	68.20	-14.41	H	Peak
5350.00	40.25	16.43	56.68	68.20	-11.52	V	Peak
5350.00	28.65	16.43	45.08	54.00	-8.92	H	AVG
5350.00	29.58	16.43	46.01	54.00	-7.99	V	AVG

Remark: 1. Result =Reading + Factor

For 5.2G&5.3G ANT2:

Radiated Band Edge:

Test Mode: IEEE 802.11a							
Test channel: Lowest							
Frequency (MHz)	Reading (dBuV)	Factor (dB/m)	Result (dBuV/m)	Limit (dBuV/m)	Over limit (dB)	Antenna Pol.	Detector
5150.00	36.87	15.99	52.86	68.20	-15.34	H	Peak
5150.00	38.92	15.99	54.91	68.20	-13.29	V	Peak
5150.00	26.84	15.99	42.83	54.00	-11.17	H	AVG
5150.00	28.86	15.99	44.85	54.00	-9.15	V	AVG
Test channel: Highest							
Frequency (MHz)	Reading (dBuV)	Factor (dB/m)	Result (dBuV/m)	Limit (dBuV/m)	Over limit (dB)	Antenna Pol.	Detector
5350.00	37.35	16.43	53.78	68.20	-14.42	H	Peak
5350.00	40.22	16.43	56.65	68.20	-11.55	V	Peak
5350.00	28.63	16.43	45.06	54.00	-8.94	H	AVG
5350.00	29.57	16.43	46.00	54.00	-8.00	V	AVG

Remark: 1. Result =Reading + Factor

For 5.2G&5.3G MIMO:

Test Mode: IEEE 802.11n(HT20)							
Test channel: Lowest							
Frequency (MHz)	Reading (dBuV)	Factor (dB/m)	Result (dBuV/m)	Limit (dBuV/m)	Over limit (dB)	Antenna Pol.	Detector
5150.00	35.86	15.99	51.85	68.20	-16.35	H	Peak
5150.00	37.22	15.99	53.21	68.20	-14.99	V	Peak
5150.00	26.58	15.99	42.57	54.00	-11.43	H	AVG
5150.00	27.57	15.99	43.56	54.00	-10.44	V	AVG
Test channel: Highest							
Frequency (MHz)	Reading (dBuV)	Factor (dB/m)	Result (dBuV/m)	Limit (dBuV/m)	Over limit (dB)	Antenna Pol.	Detector
5350.00	37.66	16.43	54.09	68.20	-14.11	H	Peak
5350.00	38.72	16.43	55.15	68.20	-13.05	V	Peak
5350.00	27.68	16.43	44.11	54.00	-9.89	H	AVG
5350.00	29.10	16.43	45.53	54.00	-8.47	V	AVG

Remark:
1. Result =Reading + Factor
2. During the test, pre-scan 802.11n(HT20) SISO and MIMO modes, and only the worst case (MIMO) is recorded in the report.

Test Mode: IEEE 802.11n(HT40)							
Test channel: Lowest							
Frequency (MHz)	Reading (dBuV)	Factor (dB/m)	Result (dBuV/m)	Limit (dBuV/m)	Over limit (dB)	Antenna Pol.	Detector
5150.00	36.35	15.99	52.34	68.20	-15.86	H	Peak
5150.00	38.21	15.99	54.20	68.20	-14.00	V	Peak
5150.00	26.91	15.99	42.90	54.00	-11.10	H	AVG
5150.00	28.69	15.99	44.68	54.00	-9.32	V	AVG
Test channel: Highest							
Frequency (MHz)	Reading (dBuV)	Factor (dB/m)	Result (dBuV/m)	Limit (dBuV/m)	Over limit (dB)	Antenna Pol.	Detector
5350.00	38.00	16.43	54.43	68.20	-13.77	H	Peak
5350.00	36.89	16.43	53.32	68.20	-14.88	V	Peak
5350.00	28.16	16.43	44.59	54.00	-9.41	H	AVG
5350.00	29.34	16.43	45.77	54.00	-8.23	V	AVG

Remark:
1. Result =Reading + Factor
2. During the test, pre-scan 802.11n(HT40) SISO and MIMO modes, and only the worst case (MIMO) is recorded in the report.

Test Mode: IEEE 802.11ac(VHT20)							
Test channel: Lowest							
Frequency (MHz)	Reading (dBuV)	Factor (dB/m)	Result (dBuV/m)	Limit (dBuV/m)	Over limit (dB)	Antenna Pol.	Detector
5150.00	36.80	15.99	52.79	68.20	-15.41	H	Peak
5150.00	38.53	15.99	54.52	68.20	-13.68	V	Peak
5150.00	26.49	15.99	42.48	54.00	-11.52	H	AVG
5150.00	28.64	15.99	44.63	54.00	-9.37	V	AVG
Test channel: Highest							
Frequency (MHz)	Reading (dBuV)	Factor (dB/m)	Result (dBuV/m)	Limit (dBuV/m)	Over limit (dB)	Antenna Pol.	Detector
5350.00	37.81	16.43	54.24	68.20	-13.96	H	Peak
5350.00	38.06	16.43	54.49	68.20	-13.71	V	Peak
5350.00	27.70	16.43	44.13	54.00	-9.87	H	AVG
5350.00	28.22	16.43	44.65	54.00	-9.35	V	AVG

Remark:
1. Result =Reading + Factor
2. During the test, pre-scan 802.11ac(VHT20) SISO and MIMO modes, and only the worst case (MIMO) is recorded in the report.

Test Mode: IEEE 802.11ac(VHT40)							
Test channel: Lowest							
Frequency (MHz)	Reading (dBuV)	Factor (dB/m)	Result (dBuV/m)	Limit (dBuV/m)	Over limit (dB)	Antenna Pol.	Detector
5150.00	35.76	15.99	51.75	68.20	-16.45	H	Peak
5150.00	36.25	15.99	52.24	68.20	-15.96	V	Peak
5150.00	25.89	15.99	41.88	54.00	-12.12	H	AVG
5150.00	26.68	15.99	42.67	54.00	-11.33	V	AVG
Test channel: Highest							
Frequency (MHz)	Reading (dBuV)	Factor (dB/m)	Result (dBuV/m)	Limit (dBuV/m)	Over limit (dB)	Antenna Pol.	Detector
5350.00	37.93	16.43	54.36	68.20	-13.84	H	Peak
5350.00	37.11	16.43	53.54	68.20	-14.66	V	Peak
5350.00	27.42	16.43	43.85	54.00	-10.15	H	AVG
5350.00	27.30	16.43	43.73	54.00	-10.27	V	AVG

Remark:
1. Result =Reading + Factor
2. During the test, pre-scan 802.11ac(VHT40) SISO and MIMO modes, and only the worst case (MIMO) is recorded in the report.

Test Mode: IEEE 802.11ac(VHT80)							
Test channel: Lowest							
Frequency (MHz)	Reading (dBuV)	Factor (dB/m)	Result (dBuV/m)	Limit (dBuV/m)	Over limit (dB)	Antenna Pol.	Detector
5150.00	35.95	15.99	51.94	68.20	-16.26	H	Peak
5150.00	36.27	15.99	52.26	68.20	-15.94	V	Peak
5150.00	26.40	15.99	42.39	54.00	-11.61	H	AVG
5150.00	26.72	15.99	42.71	54.00	-11.29	V	AVG
Test channel: Highest							
Frequency (MHz)	Reading (dBuV)	Factor (dB/m)	Result (dBuV/m)	Limit (dBuV/m)	Over limit (dB)	Antenna Pol.	Detector
5350.00	38.13	16.43	54.56	68.20	-13.64	H	Peak
5350.00	37.31	16.43	53.74	68.20	-14.46	V	Peak
5350.00	28.59	16.43	45.02	54.00	-8.98	H	AVG
5350.00	27.99	16.43	44.42	54.00	-9.58	V	AVG

Remark:
1. Result =Reading + Factor
2. During the test, pre-scan 802.11ac(VHT80) SISO and MIMO modes, and only the worst case (MIMO) is recorded in the report.

Test Mode: IEEE 802.11ax(HEW20)							
Test channel: Lowest							
Frequency (MHz)	Reading (dBuV)	Factor (dB/m)	Result (dBuV/m)	Limit (dBuV/m)	Over limit (dB)	Antenna Pol.	Detector
5150.00	36.84	15.99	52.83	68.20	-15.37	H	Peak
5150.00	38.58	15.99	54.57	68.20	-13.63	V	Peak
5150.00	26.51	15.99	42.50	54.00	-11.50	H	AVG
5150.00	28.67	15.99	44.66	54.00	-9.34	V	AVG
Test channel: Highest							
Frequency (MHz)	Reading (dBuV)	Factor (dB/m)	Result (dBuV/m)	Limit (dBuV/m)	Over limit (dB)	Antenna Pol.	Detector
5350.00	37.83	16.43	54.26	68.20	-13.94	H	Peak
5350.00	38.08	16.43	54.51	68.20	-13.69	V	Peak
5350.00	27.72	16.43	44.15	54.00	-9.85	H	AVG
5350.00	28.26	16.43	44.69	54.00	-9.31	V	AVG

Remark:
1. Result =Reading + Factor
2. During the test, pre-scan 802.11ax(HEW20) SISO and MIMO modes, and only the worst case (MIMO) is recorded in the report.

Test Mode: IEEE 802.11ax(HEW40)							
Test channel: Lowest							
Frequency (MHz)	Reading (dBuV)	Factor (dB/m)	Result (dBuV/m)	Limit (dBuV/m)	Over limit (dB)	Antenna Pol.	Detector
5150.00	35.79	15.99	51.78	68.20	-16.42	H	Peak
5150.00	36.27	15.99	52.26	68.20	-15.94	V	Peak
5150.00	25.94	15.99	41.93	54.00	-12.07	H	AVG
5150.00	26.71	15.99	42.70	54.00	-11.30	V	AVG
Test channel: Highest							
Frequency (MHz)	Reading (dBuV)	Factor (dB/m)	Result (dBuV/m)	Limit (dBuV/m)	Over limit (dB)	Antenna Pol.	Detector
5350.00	37.96	16.43	54.39	68.20	-13.81	H	Peak
5350.00	37.13	16.43	53.56	68.20	-14.64	V	Peak
5350.00	27.44	16.43	43.87	54.00	-10.13	H	AVG
5350.00	27.35	16.43	43.78	54.00	-10.22	V	AVG

Remark:
1. Result =Reading + Factor
2. During the test, pre-scan 802.11ax(HEW40) SISO and MIMO modes, and only the worst case (MIMO) is recorded in the report.

Test Mode: IEEE 802.11ax(HEW80)							
Test channel: Lowest							
Frequency (MHz)	Reading (dBuV)	Factor (dB/m)	Result (dBuV/m)	Limit (dBuV/m)	Over limit (dB)	Antenna Pol.	Detector
5150.00	35.97	15.99	51.96	68.20	-16.24	H	Peak
5150.00	36.32	15.99	52.31	68.20	-15.89	V	Peak
5150.00	26.45	15.99	42.44	54.00	-11.56	H	AVG
5150.00	26.75	15.99	42.74	54.00	-11.26	V	AVG
Test channel: Highest							
Frequency (MHz)	Reading (dBuV)	Factor (dB/m)	Result (dBuV/m)	Limit (dBuV/m)	Over limit (dB)	Antenna Pol.	Detector
5350.00	38.18	16.43	54.61	68.20	-13.59	H	Peak
5350.00	37.34	16.43	53.77	68.20	-14.43	V	Peak
5350.00	28.65	16.43	45.08	54.00	-8.92	H	AVG
5350.00	28.02	16.43	44.45	54.00	-9.55	V	AVG

Remark:
1. Result =Reading + Factor
2. During the test, pre-scan 802.11ax(HEW80) SISO and MIMO modes, and only the worst case (MIMO) is recorded in the report.

For 5.6G&5.8G ANT1:

Radiated Band Edge:

Test Mode: IEEE 802.11a							
Test channel: Lowest							
Frequency (MHz)	Reading (dBuV)	Factor (dB/m)	Result (dBuV/m)	Limit (dBuV/m)	Over limit (dB)	Antenna Pol.	Detector
5460.00	38.10	16.37	54.47	74.00	-19.53	H	Peak
5460.00	39.46	16.37	55.83	74.00	-18.17	V	Peak
5470.00	38.52	16.70	55.22	68.20	-12.98	H	Peak
5470.00	39.05	16.70	55.75	68.20	-12.45	V	Peak
5460.00	28.71	16.37	45.08	54.00	-8.92	H	AVG
5460.00	28.58	16.37	44.95	54.00	-9.05	V	AVG
5470.00	28.61	16.70	45.31	54.00	-8.69	H	AVG
5470.00	29.67	16.70	46.37	54.00	-7.63	V	AVG
Test channel: Highest							
Frequency (MHz)	Reading (dBuV)	Factor (dB/m)	Result (dBuV/m)	Limit (dBuV/m)	Over limit (dB)	Antenna Pol.	Detector
5850.00	39.04	17.21	56.25	68.20	-11.95	H	Peak
5850.00	39.39	17.21	56.60	68.20	-11.60	V	Peak
5850.00	29.03	17.21	46.24	54.00	-7.76	H	AVG
5850.00	29.06	17.21	46.27	54.00	-7.73	V	AVG

Remark: Result =Reading + Factor

For 5.6G&5.8G ANT2:

Radiated Band Edge:

Test Mode: IEEE 802.11a							
Test channel: Lowest							
Frequency (MHz)	Reading (dBuV)	Factor (dB/m)	Result (dBuV/m)	Limit (dBuV/m)	Over limit (dB)	Antenna Pol.	Detector
5460.00	38.06	16.37	54.43	74.00	-19.57	H	Peak
5460.00	39.40	16.37	55.77	74.00	-18.23	V	Peak
5470.00	38.52	16.70	55.22	68.20	-12.98	H	Peak
5470.00	39.05	16.70	55.75	68.20	-12.45	V	Peak
5460.00	28.68	16.37	45.05	54.00	-8.95	H	AVG
5460.00	28.55	16.37	44.92	54.00	-9.08	V	AVG
5470.00	28.61	16.70	45.31	54.00	-8.69	H	AVG
5470.00	29.67	16.70	46.37	54.00	-7.63	V	AVG
Test channel: Highest							
Frequency (MHz)	Reading (dBuV)	Factor (dB/m)	Result (dBuV/m)	Limit (dBuV/m)	Over limit (dB)	Antenna Pol.	Detector
5850.00	38.99	17.21	56.20	68.20	-12.00	H	Peak
5850.00	39.33	17.21	56.54	68.20	-11.66	V	Peak
5850.00	28.99	17.21	46.20	54.00	-7.80	H	AVG
5850.00	29.03	17.21	46.24	54.00	-7.76	V	AVG

Remark: Result =Reading + Factor

For 5.6G&5.8G MIMO:

Radiated Band Edge:

Test Mode: IEEE 802.11n(HT20)							
Test channel: Lowest							
Frequency (MHz)	Reading (dBuV)	Factor (dB/m)	Result (dBuV/m)	Limit (dBuV/m)	Over limit (dB)	Antenna Pol.	Detector
5460.00	38.02	16.37	54.39	74.00	-19.61	H	Peak
5460.00	38.57	16.37	54.94	74.00	-19.06	V	Peak
5470.00	37.62	16.70	54.32	68.20	-13.88	H	Peak
5470.00	37.88	16.70	54.58	68.20	-13.62	V	Peak
5460.00	27.10	16.37	43.47	54.00	-10.53	H	AVG
5460.00	27.50	16.37	43.87	54.00	-10.13	V	AVG
5470.00	27.28	16.70	43.98	54.00	-10.02	H	AVG
5470.00	27.65	16.70	44.35	54.00	-9.65	V	AVG
Test channel: Highest							
Frequency (MHz)	Reading (dBuV)	Factor (dB/m)	Result (dBuV/m)	Limit (dBuV/m)	Over limit (dB)	Antenna Pol.	Detector
5850.00	37.23	17.21	54.44	68.20	-13.76	H	Peak
5850.00	37.87	17.21	55.08	68.20	-13.12	V	Peak
5850.00	27.47	17.21	44.68	54.00	-9.32	H	AVG
5850.00	28.33	17.21	45.54	54.00	-8.46	V	AVG

Remark:
1. Result =Reading + Factor
2. During the test, pre-scan 802.11n(HT20) SISO and MIMO modes, and only the worst case (MIMO) is recorded in the report.

Radiated Band Edge:

Test Mode: IEEE 802.11n(HT40)							
Test channel: Lowest							
Frequency (MHz)	Reading (dBuV)	Factor (dB/m)	Result (dBuV/m)	Limit (dBuV/m)	Over limit (dB)	Antenna Pol.	Detector
5460.00	37.60	16.37	53.97	74.00	-20.03	H	Peak
5460.00	38.45	16.37	54.82	74.00	-19.18	V	Peak
5470.00	37.92	16.70	54.62	68.20	-13.58	H	Peak
5470.00	38.42	16.70	55.12	68.20	-13.08	V	Peak
5460.00	26.76	16.37	43.13	54.00	-10.87	H	AVG
5460.00	28.66	16.37	45.03	54.00	-8.97	V	AVG
5470.00	26.57	16.70	43.27	54.00	-10.73	H	AVG
5470.00	28.08	16.70	44.78	54.00	-9.22	V	AVG
Test channel: Highest							
Frequency (MHz)	Reading (dBuV)	Factor (dB/m)	Result (dBuV/m)	Limit (dBuV/m)	Over limit (dB)	Antenna Pol.	Detector
5850.00	37.96	17.21	55.17	68.20	-13.03	H	Peak
5850.00	38.38	17.21	55.59	68.20	-12.61	V	Peak
5850.00	28.13	17.21	45.34	54.00	-8.66	H	AVG
5850.00	29.25	17.21	46.46	54.00	-7.54	V	AVG

Remark:
1. Result =Reading + Factor
2. During the test, pre-scan 802.11n(HT40) SISO and MIMO modes, and only the worst case (MIMO) is recorded in the report.

Radiated Band Edge:

Test Mode: IEEE 802.11ac(VHT20)							
Test channel: Lowest							
Frequency (MHz)	Reading (dBuV)	Factor (dB/m)	Result (dBuV/m)	Limit (dBuV/m)	Over limit (dB)	Antenna Pol.	Detector
5460.00	37.27	16.37	53.64	74.00	-20.36	H	Peak
5460.00	37.47	16.37	53.84	74.00	-20.16	V	Peak
5470.00	37.42	16.70	54.12	68.20	-14.08	H	Peak
5470.00	38.06	16.70	54.76	68.20	-13.44	V	Peak
5460.00	27.94	16.37	44.31	54.00	-9.69	H	AVG
5460.00	28.51	16.37	44.88	54.00	-9.12	V	AVG
5470.00	27.92	16.70	44.62	54.00	-9.38	H	AVG
5470.00	28.46	16.70	45.16	54.00	-8.84	V	AVG
Test channel: Highest							
Frequency (MHz)	Reading (dBuV)	Factor (dB/m)	Result (dBuV/m)	Limit (dBuV/m)	Over limit (dB)	Antenna Pol.	Detector
5850.00	38.01	17.21	55.22	68.20	-12.98	H	Peak
5850.00	38.91	17.21	56.12	68.20	-12.08	V	Peak
5850.00	27.90	17.21	45.11	54.00	-8.89	H	AVG
5850.00	28.93	17.21	46.14	54.00	-7.86	V	AVG

Remark:
1. Result =Reading + Factor
2. During the test, pre-scan 802.11ac(VHT20) SISO and MIMO modes, and only the worst case (MIMO) is recorded in the report.

Radiated Band Edge:

Test Mode: IEEE 802.11ac(VHT40)							
Test channel: Lowest							
Frequency (MHz)	Reading (dBuV)	Factor (dB/m)	Result (dBuV/m)	Limit (dBuV/m)	Over limit (dB)	Antenna Pol.	Detector
5460.00	36.23	16.37	52.60	74.00	-21.40	H	Peak
5460.00	37.78	16.37	54.15	74.00	-19.85	V	Peak
5470.00	36.27	16.70	52.97	68.20	-15.23	H	Peak
5470.00	37.86	16.70	54.56	68.20	-13.64	V	Peak
5460.00	27.25	16.37	43.62	54.00	-10.38	H	AVG
5460.00	27.39	16.37	43.76	54.00	-10.24	V	AVG
5470.00	27.20	16.70	43.90	54.00	-10.10	H	AVG
5470.00	27.94	16.70	44.64	54.00	-9.36	V	AVG
Test channel: Highest							
Frequency (MHz)	Reading (dBuV)	Factor (dB/m)	Result (dBuV/m)	Limit (dBuV/m)	Over limit (dB)	Antenna Pol.	Detector
5850.00	37.58	17.21	54.79	68.20	-13.41	H	Peak
5850.00	38.37	17.21	55.58	68.20	-12.62	V	Peak
5850.00	27.58	17.21	44.79	54.00	-9.21	H	AVG
5850.00	27.16	17.21	44.37	54.00	-9.63	V	AVG

Remark:
1. Result =Reading + Factor
2. During the test, pre-scan 802.11ac(VHT40) SISO and MIMO modes, and only the worst case (MIMO) is recorded in the report.

Radiated Band Edge:

Test Mode: IEEE 802.11ac(VHT80)							
Test channel: Lowest							
Frequency (MHz)	Reading (dBuV)	Factor (dB/m)	Result (dBuV/m)	Limit (dBuV/m)	Over limit (dB)	Antenna Pol.	Detector
5460.00	35.51	16.37	51.88	74.00	-22.12	H	Peak
5460.00	37.01	16.37	53.38	74.00	-20.62	V	Peak
5470.00	35.53	16.70	52.23	68.20	-15.97	H	Peak
5470.00	37.49	16.70	54.19	68.20	-14.01	V	Peak
5460.00	25.73	16.37	42.10	54.00	-11.90	H	AVG
5460.00	26.89	16.37	43.26	54.00	-10.74	V	AVG
5470.00	25.92	16.70	42.62	54.00	-11.38	H	AVG
5470.00	26.76	16.70	43.46	54.00	-10.54	V	AVG
Test channel: Highest							
Frequency (MHz)	Reading (dBuV)	Factor (dB/m)	Result (dBuV/m)	Limit (dBuV/m)	Over limit (dB)	Antenna Pol.	Detector
5850.00	37.46	17.21	54.67	68.20	-13.53	H	Peak
5850.00	37.79	17.21	55.00	68.20	-13.20	V	Peak
5850.00	27.80	17.21	45.01	54.00	-8.99	H	AVG
5850.00	28.18	17.21	45.39	54.00	-8.61	V	AVG

Remark:
1. Result =Reading + Factor
2. During the test, pre-scan 802.11ac(VHT80) SISO and MIMO modes, and only the worst case (MIMO) is recorded in the report.

Radiated Band Edge:

Test Mode: IEEE 802.11ax(HEWT20)							
Test channel: Lowest							
Frequency (MHz)	Reading (dBuV)	Factor (dB/m)	Result (dBuV/m)	Limit (dBuV/m)	Over limit (dB)	Antenna Pol.	Detector
5460.00	37.31	16.37	53.68	74.00	-20.32	H	Peak
5460.00	37.49	16.37	53.86	74.00	-20.14	V	Peak
5470.00	37.42	16.70	54.12	68.20	-14.08	H	Peak
5470.00	38.06	16.70	54.76	68.20	-13.44	V	Peak
5460.00	27.97	16.37	44.34	54.00	-9.66	H	AVG
5460.00	28.56	16.37	44.93	54.00	-9.07	V	AVG
5470.00	27.92	16.70	44.62	54.00	-9.38	H	AVG
5470.00	28.46	16.70	45.16	54.00	-8.84	V	AVG
Test channel: Highest							
Frequency (MHz)	Reading (dBuV)	Factor (dB/m)	Result (dBuV/m)	Limit (dBuV/m)	Over limit (dB)	Antenna Pol.	Detector
5850.00	38.05	17.21	55.26	68.20	-12.94	H	Peak
5850.00	38.94	17.21	56.15	68.20	-12.05	V	Peak
5850.00	27.93	17.21	45.14	54.00	-8.86	H	AVG
5850.00	28.98	17.21	46.19	54.00	-7.81	V	AVG

Remark:
1. Result =Reading + Factor
2. During the test, pre-scan 802.11ax(HEW20) SISO and MIMO modes, and only the worst case (MIMO) is recorded in the report.

Radiated Band Edge:

Test Mode: IEEE 802.11ax(HEW40)							
Test channel: Lowest							
Frequency (MHz)	Reading (dBuV)	Factor (dB/m)	Result (dBuV/m)	Limit (dBuV/m)	Over limit (dB)	Antenna Pol.	Detector
5460.00	36.26	16.37	52.63	74.00	-21.37	H	Peak
5460.00	37.80	16.37	54.17	74.00	-19.83	V	Peak
5470.00	36.27	16.70	52.97	68.20	-15.23	H	Peak
5470.00	37.86	16.70	54.56	68.20	-13.64	V	Peak
5460.00	27.28	16.37	43.65	54.00	-10.35	H	AVG
5460.00	27.41	16.37	43.78	54.00	-10.22	V	AVG
5470.00	27.20	16.70	43.90	54.00	-10.10	H	AVG
5470.00	27.94	16.70	44.64	54.00	-9.36	V	AVG
Test channel: Highest							
Frequency (MHz)	Reading (dBuV)	Factor (dB/m)	Result (dBuV/m)	Limit (dBuV/m)	Over limit (dB)	Antenna Pol.	Detector
5850.00	37.61	17.21	54.82	68.20	-13.38	H	Peak
5850.00	38.42	17.21	55.63	68.20	-12.57	V	Peak
5850.00	27.61	17.21	44.82	54.00	-9.18	H	AVG
5850.00	27.21	17.21	44.42	54.00	-9.58	V	AVG

Remark:
1. Result =Reading + Factor
2. During the test, pre-scan 802.11ax(HEW40) SISO and MIMO modes, and only the worst case (MIMO) is recorded in the report.

Radiated Band Edge:

Test Mode: IEEE 802.11ax(HEW80)							
Test channel: Lowest							
Frequency (MHz)	Reading (dBuV)	Factor (dB/m)	Result (dBuV/m)	Limit (dBuV/m)	Over limit (dB)	Antenna Pol.	Detector
5460.00	35.54	16.37	51.91	74.00	-22.09	H	Peak
5460.00	37.05	16.37	53.42	74.00	-20.58	V	Peak
5470.00	35.53	16.70	52.23	68.20	-15.97	H	Peak
5470.00	37.49	16.70	54.19	68.20	-14.01	V	Peak
5460.00	25.78	16.37	42.15	54.00	-11.85	H	AVG
5460.00	26.92	16.37	43.29	54.00	-10.71	V	AVG
5470.00	25.92	16.70	42.62	54.00	-11.38	H	AVG
5470.00	26.76	16.70	43.46	54.00	-10.54	V	AVG
Test channel: Highest							
Frequency (MHz)	Reading (dBuV)	Factor (dB/m)	Result (dBuV/m)	Limit (dBuV/m)	Over limit (dB)	Antenna Pol.	Detector
5850.00	37.52	17.21	54.73	68.20	-13.47	H	Peak
5850.00	37.84	17.21	55.05	68.20	-13.15	V	Peak
5850.00	27.88	17.21	45.09	54.00	-8.91	H	AVG
5850.00	28.22	17.21	45.43	54.00	-8.57	V	AVG

Remark:
1. Result =Reading + Factor
2. During the test, pre-scan 802.11ax(HEW80) SISO and MIMO modes, and only the worst case (MIMO) is recorded in the report.

5. Maximum conducted output power Test

5.1. Test Standard and Limit

Test Standard	FCC Part15 C Section 15.407(a)	
Test Limit	5.15 - 5.25GHz	1) Outdoor AP The maximum conducted output power (Pout) shall not exceed the lesser of 1W (30dBm). if GTx>6dBi, then Pout =30-(GTx-6). e.i.r.p. at any elevation angle above 30 degrees≤125mW (21dBm) 2) Indoor AP The maximum conducted output power (Pout) shall not exceed the lesser of 1W (30dBm). if GTx>6dBi, then Pout =30-(GTx-6). 3) Point-to-point AP The maximum conducted output power (Pout) shall not exceed the lesser of 1W (30dBm). if GTx>23dBi, then Pout =30-(GTx-23). 4) Client devices The maximum conducted output power (Pout) shall not exceed the lesser of 250W (23.98dBm). if GTx>6dBi, then Pout =24-(GTx-6).
	5.25 - 5.35GHz	The maximum conducted output power (Pout) shall not exceed the lesser of 250mW (24dBm) or 11dBm+10 log B, where B is the 26dB emission bandwith in MHz. if GTx>6dBi, then Pout =24-(GTx-6).
	5.47- 5.725GHz	The maximum conducted output power (Pout) shall not exceed the lesser of 250mW (23.98dBm) or 11dBm+10 log B, where B is the 26dB emission bandwith in MHz. if GTx>6dBi, then Pout =24-(GTx-6).
	5.725 - 5.85GHz	1) Point-to-multipoint systems (P2M) The maximum conducted output power (Pout) shall not exceed the lesser of 1W (30dBm). if GTx>6dBi, then Pout =30-(GTx-6). 2) Point-to-point systems (P2P) The maximum conducted output power (Pout) shall not exceed the lesser of 1W (30dBm).

5.2. Test Setup

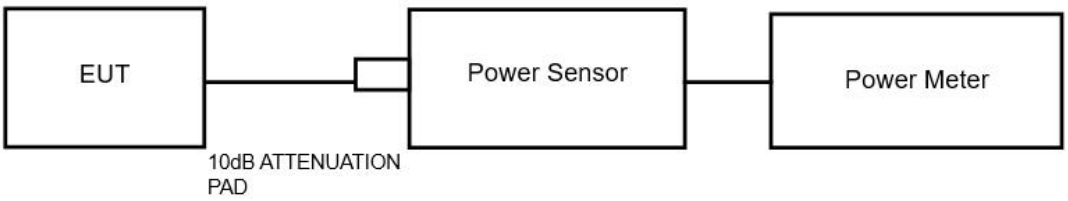

5.3. Test Procedure

1. The Transmitter output (antenna port) was connected to the power meter.
2. Turn on the EUT and power meter and then record the power value.
3. Repeat above procedures on all channels needed to be tested.

Note: The cable loss and attenuator loss were offset into measure device as an amplitude offset.

5.4. Test Data

Pass

Please refer to Appendix C of the Appendix Test Data.

Additional test for duty cycle.

Please refer to Appendix B of the Appendix Test Data.

6. 26dB Bandwidth & 99% Occupied Bandwidth Test

6.1. Test Standard

Test Standard	FCC Part15 C Section 15.407(a) & 2.1049
Test Limit	N/A

6.2. Test Setup

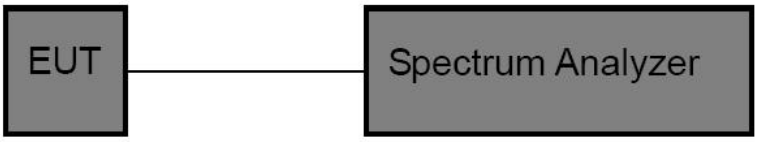

6.3. Test Procedure

1. Place the EUT on the table and set it in the transmitting mode.
2. Remove the antenna from the EUT and then connect a low loss RF cable from the antenna port to the spectrum analyzer.
3. Set the spectrum analyzer as:

   26 dB &99%bandwidth
   RBW = approximately 1% of the emission bandwidth;
   Set the VBW＞RBW;
   Detector= Peak
   Trace mode= Max hold.
   Sweep- auto couple.
4. Measure the maximum width of the emission that is 26dB down from the maximum of the emission. Compare this with the RBW setting of the analyzer.
5. Repeat until all the rest channels are investigated.

6.4. Test Data

Pass

Please refer to Appendix A1&A2 of the Appendix Test Data.

7. Minimum 6dB bandwidth Test

7.1. Test Standard

Test Standard	FCC Part15 C Section 15.407(e)
Test Limit	≥500 kHz

7.2. Test Setup

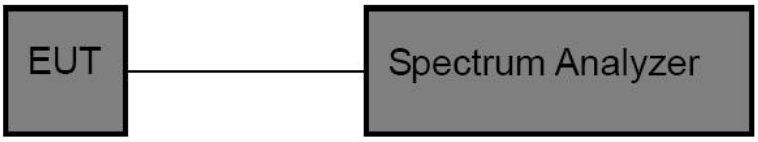

7.3. Test Procedure

1. Place the EUT on the table and set it in the transmitting mode.

2. Remove the antenna from the EUT and then connect a low loss RF cable from the antenna port to the spectrum analyzer.

4. Set the spectrum analyzer as:

   6 dB bandwidth
   RBW = approximately 1% of the emission bandwidth;
   Set the VBW＞RBW;
   Detector= Peak
   Trace mode= Max hold.
   Sweep- auto couple.

4. Measure the maximum width of the emission that is 6dB down from the maximum of the emission. Compare this with the RBW setting of the analyzer.

5. Repeat until all the rest channels are investigated.

7.4. Test Data

Pass

Please refer to Appendix A3 of the Appendix Test Data.

8. Power Spectral Density Test

8.1. Test Standard and Limit

Test Standard	FCC Part15 C Section 15.407(a)	
Test Limit	5.15 - 5.25GHz	1) Outdoor AP The peak power spectral density (PSD) shall not exceed the lesser of 17dBm/MHz. if GTx>6dBi, then PSD =17-(GTx-6). 2) Indoor AP The peak power spectral density (PSD) shall not exceed the lesser of 17dBm/MHz. if GTx>6dBi, then PSD =17-(GTx-6). 3) Point-to-point AP The peak power spectral density (PSD) shall not exceed the lesser of 17dBm/MHz. if GTx>23dBi, then PSD =17-(GTx-23). 4) Client devices The peak power spectral density (PSD) shall not exceed the lesser of 11dBm/MHz. if GTx>6dBi, then PSD =11-(GTx-6).
	5.25 - 5.35GHz	The peak power spectral density (PSD) shall not exceed the lesser of 11dBm/MHz. if GTx>6dBi, then PSD =11-(GTx-6).
	5.47- 5.725GHz	The peak power spectral density (PSD) shall not exceed the lesser of 11dBm/MHz. if GTx>6dBi, then PSD =11-(GTx-6).
	5.725 - 5.85GHz	1) Point-to-multipoint systems (P2M) The peak power spectral density (PSD) shall not exceed the lesser of 30dBm/500kHz. if GTx>6dBi, then PSD =30-(GTx-6). 2) Point-to-point systems (P2P) The peak power spectral density (PSD) shall not exceed the lesser of 30dBm/500kHz.

8.2. Test Setup

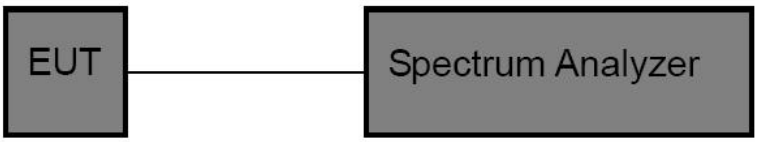

8.3. Test Procedure

For devices operating in the bands 5.15-5.25 GHz, 5.25-5.35 GHz, and 5.47-5.725 GHz, the above procedures make use of 1 MHz RBW to satisfy directly the 1 MHz reference bandwidth specified in § 15.407(a)(5). For devices operating in the band 5.725-5.85 GHz, the rules specify a measurement bandwidth of 500 kHz. Many spectrum analyzers do not have 500 kHz RBW, thus a narrower RBW may need to be used. The rules permit the use of a RBWs less than 1 MHz, or 500 kHz, “provided that the measured power is integrated over the full reference bandwidth” to show the total power over the specified measurement bandwidth (i.e., 1 MHz, or 500 kHz).

1. The EUT is directly connected to the spectrum analyzer;
2. Set RBW =1MHz;

3. Set VBW ≥ 3 RBW=3MHz;
3. Set the span to encompass the entire emissions bandwidth (EBW) of the signal;
5. Detector=RMS;
6. Sweep time= auto couple;
7. Trace mode=max. hold;

8.4. Test Data

Pass

Please refer to Appendix D of the Appendix Test Data.

9. Frequency Stability

9.1. Test Standard and Limit

Test Standard	FCC Part15 Section 15.407(g)
Test Limit	The frequency tolerance shall be maintained within the band of operation frequency over a temperature variation of 0 degrees to 35 degrees C at normal supply voltage, and for a variation in the primary supply voltage from 85% to 115% of the rated supply voltage at a temperature of 20 degrees C.

9.2. Test Setup

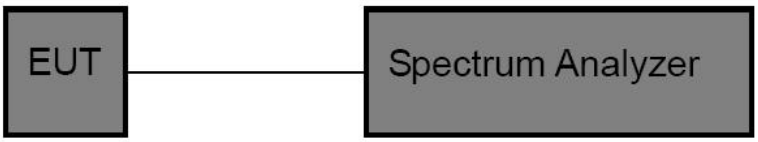

9.3. Test Procedure

The EUT was placed inside the environmental test chamber and powered by nominal AC/DC voltage. b. Turn the EUT on and couple its output to a spectrum analyzer. c. Turn the EUT off and set the chamber to the highest temperature specified. d. Allow sufficient time (approximately 30 min) for the temperature of the chamber to stabilize. e. Repeat step 2 and 3 with the temperature chamber set to the lowest temperature. f. The test chamber was allowed to stabilize at +20 degree C for a minimum of 30 minutes. The supply voltage was then adjusted on the EUT from 85% to 115% and the frequency record.

9.4. Test Data

Pass

Please to see the following pages.

Test Mode: 5.2G							
Mode	TX Type	Frequency (MHz)	Temperature (°C)	Voltage (VAC)	Measured Frequency (MHz)	Limit	Verdict
802.11a	SISO	5180	20	102.00	5180.00	5172 to 5188	Pass
				120.00	5180.01	5172 to 5188	Pass
				138.00	5180.07	5172 to 5188	Pass
			-30	120.00	5180.06	5172 to 5188	Pass
			-20	120.00	5180.11	5150 to 5250	Pass
			-10	120.00	5180.10	5150 to 5250	Pass
			0	120.00	5180.12	5150 to 5250	Pass
			10	120.00	5180.05	5150 to 5250	Pass
			30	120.00	5180.02	5150 to 5250	Pass
			40	120.00	5180.04	5150 to 5250	Pass
			50	120.00	5180.08	5172 to 5188	Pass
		5200	20	102.00	5200.06	5192 to 5208	Pass
				120.00	5200.05	5192 to 5208	Pass
				138.00	5200.06	5192 to 5208	Pass
			-30	120.00	5200.02	5192 to 5208	Pass
			-20	120.00	5200.04	5150 to 5250	Pass
			-10	120.00	5200.07	5150 to 5250	Pass
			0	120.00	5200.03	5150 to 5250	Pass
			10	120.00	5200.07	5150 to 5250	Pass
			30	120.00	5200.07	5150 to 5250	Pass
			40	120.00	5200.02	5150 to 5250	Pass
			50	120.00	5200.05	5192 to 5208	Pass
		5240	20	102.00	5240.08	5232 to 5248	Pass
				120.00	5240.10	5232 to 5248	Pass
				138.00	5240.12	5232 to 5248	Pass
			-30	120.00	5240.12	5232 to 5248	Pass
			-20	120.00	5240.05	5150 to 5250	Pass
			-10	120.00	5240.07	5150 to 5250	Pass
			0	120.00	5240.01	5150 to 5250	Pass
			10	120.00	5240.09	5150 to 5250	Pass
			30	120.00	5240.05	5150 to 5250	Pass
			40	120.00	5240.09	5150 to 5250	Pass
			50	120.00	5240.09	5232 to 5248	Pass
802.11n (HT20)	MIMO	5180	20	102.00	5180.03	5172 to 5188	Pass
				120.00	5180.01	5172 to 5188	Pass
				138.00	5180.13	5172 to 5188	Pass
			-30	120.00	5180.04	5172 to 5188	Pass

			-20	120.00	5180.11	5150 to 5250	Pass
			-10	120.00	5180.08	5150 to 5250	Pass
			0	120.00	5180.04	5150 to 5250	Pass
			10	120.00	5180.09	5150 to 5250	Pass
			30	120.00	5180.03	5150 to 5250	Pass
			40	120.00	5180.04	5150 to 5250	Pass
			50	120.00	5180.03	5172 to 5188	Pass
		5200	20	102.00	5200.00	5192 to 5208	Pass
				120.00	5200.03	5192 to 5208	Pass
				138.00	5200.06	5192 to 5208	Pass
			-30	120.00	5200.05	5192 to 5208	Pass
			-20	120.00	5200.09	5150 to 5250	Pass
			-10	120.00	5200.01	5150 to 5250	Pass
			0	120.00	5200.10	5150 to 5250	Pass
			10	120.00	5200.02	5150 to 5250	Pass
			30	120.00	5200.00	5150 to 5250	Pass
			40	120.00	5200.05	5150 to 5250	Pass
			50	120.00	5200.03	5192 to 5208	Pass
		5240	20	102.00	5240.11	5232 to 5248	Pass
				120.00	5240.13	5232 to 5248	Pass
				138.00	5240.04	5232 to 5248	Pass
			-30	120.00	5240.04	5232 to 5248	Pass
			-20	120.00	5240.11	5150 to 5250	Pass
			-10	120.00	5240.01	5150 to 5250	Pass
			0	120.00	5240.01	5150 to 5250	Pass
			10	120.00	5240.09	5150 to 5250	Pass
			30	120.00	5240.03	5150 to 5250	Pass
			40	120.00	5240.10	5150 to 5250	Pass
			50	120.00	5240.02	5232 to 5248	Pass
802.11n (HT40)	MIMO	5190	20	102.00	5190.04	5174 to 5206	Pass
				120.00	5190.10	5174 to 5206	Pass
				138.00	5190.04	5174 to 5206	Pass
			-30	120.00	5190.12	5174 to 5206	Pass
			-20	120.00	5190.10	5150 to 5250	Pass
			-10	120.00	5190.10	5150 to 5250	Pass
			0	120.00	5190.11	5150 to 5250	Pass
			10	120.00	5190.06	5150 to 5250	Pass
			30	120.00	5190.10	5150 to 5250	Pass
			40	120.00	5190.11	5150 to 5250	Pass
			50	120.00	5190.07	5174 to 5206	Pass

		5230	20	102.00	5230.01	5214 to 5246	Pass
				120.00	5230.08	5214 to 5246	Pass
				138.00	5230.01	5214 to 5246	Pass
			-30	120.00	5230.04	5214 to 5246	Pass
			-20	120.00	5230.13	5150 to 5250	Pass
			-10	120.00	5230.06	5150 to 5250	Pass
			0	120.00	5230.10	5150 to 5250	Pass
			10	120.00	5230.09	5150 to 5250	Pass
			30	120.00	5230.09	5150 to 5250	Pass
			40	120.00	5230.03	5150 to 5250	Pass
			50	120.00	5230.10	5214 to 5246	Pass
802.11ac (VHT20)	MIMO	5180	20	102.00	5180.07	5172 to 5188	Pass
				120.00	5180.03	5172 to 5188	Pass
				138.00	5180.09	5172 to 5188	Pass
			-30	120.00	5180.11	5172 to 5188	Pass
			-20	120.00	5180.00	5150 to 5250	Pass
			-10	120.00	5180.13	5150 to 5250	Pass
			0	120.00	5180.06	5150 to 5250	Pass
			10	120.00	5180.11	5150 to 5250	Pass
			30	120.00	5180.02	5150 to 5250	Pass
			40	120.00	5180.04	5150 to 5250	Pass
			50	120.00	5180.12	5172 to 5188	Pass
		5200	20	102.00	5200.04	5192 to 5208	Pass
				120.00	5200.08	5192 to 5208	Pass
				138.00	5200.01	5192 to 5208	Pass
			-30	120.00	5200.02	5192 to 5208	Pass
			-20	120.00	5200.01	5150 to 5250	Pass
			-10	120.00	5200.02	5150 to 5250	Pass
			0	120.00	5200.13	5150 to 5250	Pass
			10	120.00	5200.06	5150 to 5250	Pass
			30	120.00	5200.05	5150 to 5250	Pass
			40	120.00	5200.02	5150 to 5250	Pass
			50	120.00	5200.05	5192 to 5208	Pass
		5240	20	102.00	5240.01	5232 to 5248	Pass
				120.00	5240.12	5232 to 5248	Pass
				138.00	5240.03	5232 to 5248	Pass
			-30	120.00	5240.09	5232 to 5248	Pass
			-20	120.00	5240.06	5150 to 5250	Pass
			-10	120.00	5240.06	5150 to 5250	Pass
			0	120.00	5240.12	5150 to 5250	Pass

			10	120.00	5240.10	5150 to 5250	Pass
			30	120.00	5240.01	5150 to 5250	Pass
			40	120.00	5240.10	5150 to 5250	Pass
			50	120.00	5240.11	5232 to 5248	Pass
802.11ac (VHT40)	MIMO	5190	20	102.00	5190.12	5174 to 5206	Pass
				120.00	5190.03	5174 to 5206	Pass
				138.00	5190.04	5174 to 5206	Pass
			-30	120.00	5190.02	5174 to 5206	Pass
			-20	120.00	5190.10	5150 to 5250	Pass
			-10	120.00	5190.11	5150 to 5250	Pass
			0	120.00	5190.10	5150 to 5250	Pass
			10	120.00	5190.02	5150 to 5250	Pass
			30	120.00	5190.09	5150 to 5250	Pass
			40	120.00	5190.02	5150 to 5250	Pass
			50	120.00	5190.02	5174 to 5206	Pass
		5230	20	102.00	5230.02	5214 to 5246	Pass
				120.00	5230.13	5214 to 5246	Pass
				138.00	5230.02	5214 to 5246	Pass
			-30	120.00	5230.08	5214 to 5246	Pass
			-20	120.00	5230.07	5150 to 5250	Pass
			-10	120.00	5230.06	5150 to 5250	Pass
			0	120.00	5230.02	5150 to 5250	Pass
			10	120.00	5230.00	5150 to 5250	Pass
			30	120.00	5230.09	5150 to 5250	Pass
			40	120.00	5230.08	5150 to 5250	Pass
			50	120.00	5230.03	5214 to 5246	Pass
802.11ac (VHT80)	MIMO	5210	20	102.00	5210.01	5178 to 5242	Pass
				120.00	5210.07	5178 to 5242	Pass
				138.00	5210.04	5178 to 5242	Pass
			-30	120.00	5210.13	5178 to 5242	Pass
			-20	120.00	5210.03	5150 to 5250	Pass
			-10	120.00	5210.12	5150 to 5250	Pass
			0	120.00	5210.07	5150 to 5250	Pass
			10	120.00	5210.12	5150 to 5250	Pass
			30	120.00	5210.12	5150 to 5250	Pass
			40	120.00	5210.06	5150 to 5250	Pass
			50	120.00	5210.04	5178 to 5242	Pass
802.11ax (HEW20)	MIMO	5180	20	102.00	5180.11	5172 to 5188	Pass
				120.00	5180.10	5172 to 5188	Pass
				138.00	5180.08	5172 to 5188	Pass

			-30	120.00	5180.05	5172 to 5188	Pass
			-20	120.00	5180.01	5150 to 5250	Pass
			-10	120.00	5180.08	5150 to 5250	Pass
			0	120.00	5180.01	5150 to 5250	Pass
			10	120.00	5180.10	5150 to 5250	Pass
			30	120.00	5180.11	5150 to 5250	Pass
			40	120.00	5180.05	5150 to 5250	Pass
			50	120.00	5180.03	5172 to 5188	Pass
		5200	20	102.00	5200.11	5192 to 5208	Pass
				120.00	5200.08	5192 to 5208	Pass
				138.00	5200.08	5192 to 5208	Pass
			-30	120.00	5200.03	5192 to 5208	Pass
			-20	120.00	5200.03	5150 to 5250	Pass
			-10	120.00	5200.04	5150 to 5250	Pass
			0	120.00	5200.00	5150 to 5250	Pass
			10	120.00	5200.01	5150 to 5250	Pass
			30	120.00	5200.09	5150 to 5250	Pass
			40	120.00	5200.01	5150 to 5250	Pass
			50	120.00	5200.01	5192 to 5208	Pass
		5240	20	102.00	5240.11	5232 to 5248	Pass
				120.00	5240.03	5232 to 5248	Pass
				138.00	5240.05	5232 to 5248	Pass
			-30	120.00	5240.05	5232 to 5248	Pass
			-20	120.00	5240.13	5150 to 5250	Pass
			-10	120.00	5240.02	5150 to 5250	Pass
			0	120.00	5240.12	5150 to 5250	Pass
			10	120.00	5240.10	5150 to 5250	Pass
			30	120.00	5240.05	5150 to 5250	Pass
			40	120.00	5240.01	5150 to 5250	Pass
			50	120.00	5240.01	5232 to 5248	Pass
802.11ax (HEW40)	MIMO	5190	20	102.00	5190.12	5174 to 5206	Pass
				120.00	5190.01	5174 to 5206	Pass
				138.00	5190.06	5174 to 5206	Pass
			-30	120.00	5190.04	5174 to 5206	Pass
			-20	120.00	5190.02	5150 to 5250	Pass
			-10	120.00	5190.11	5150 to 5250	Pass
			0	120.00	5190.09	5150 to 5250	Pass
			10	120.00	5190.00	5150 to 5250	Pass
			30	120.00	5190.10	5150 to 5250	Pass
			40	120.00	5190.01	5150 to 5250	Pass

			50	120.00	5190.01	5174 to 5206	Pass
		5230	20	102.00	5230.01	5214 to 5246	Pass
				120.00	5230.04	5214 to 5246	Pass
				138.00	5230.05	5214 to 5246	Pass
			-30	120.00	5230.02	5214 to 5246	Pass
			-20	120.00	5230.13	5150 to 5250	Pass
			-10	120.00	5230.07	5150 to 5250	Pass
			0	120.00	5230.13	5150 to 5250	Pass
			10	120.00	5230.02	5150 to 5250	Pass
			30	120.00	5230.01	5150 to 5250	Pass
			40	120.00	5230.09	5150 to 5250	Pass
			50	120.00	5230.05	5214 to 5246	Pass
802.11ax (HEW80)	MIMO	5210	20	102.00	5210.03	5178 to 5242	Pass
				120.00	5210.06	5178 to 5242	Pass
				138.00	5210.13	5178 to 5242	Pass
			-30	120.00	5210.07	5178 to 5242	Pass
			-20	120.00	5210.06	5150 to 5250	Pass
			-10	120.00	5210.09	5150 to 5250	Pass
			0	120.00	5210.01	5150 to 5250	Pass
			10	120.00	5210.09	5150 to 5250	Pass
			30	120.00	5210.11	5150 to 5250	Pass
			40	120.00	5210.01	5150 to 5250	Pass
			50	120.00	5210.00	5178 to 5242	Pass

Test Mode: 5.3G							
Mode	TX Type	Frequency (MHz)	Temperature (°C)	Voltage (VAC)	Measured Frequency (MHz)	Limit	Verdict
802.11a	SISO	5260	20	102.00	5260.07	5252 to 5268	Pass
				120.00	5260.04	5252 to 5268	Pass
				138.00	5260.04	5252 to 5268	Pass
			-30	102.00	5260.07	5252 to 5268	Pass
			-20	120.00	5260.00	5250 to 5350	Pass
			-10	120.00	5260.02	5250 to 5350	Pass
			0	120.00	5260.05	5250 to 5350	Pass
			10	120.00	5260.10	5250 to 5350	Pass
			30	120.00	5260.06	5250 to 5350	Pass
			40	120.00	5260.07	5250 to 5350	Pass
			50	120.00	5260.01	5252 to 5268	Pass
		5280	20	102.00	5280.05	5292 to 5308	Pass
				120.00	5280.12	5292 to 5308	Pass
				138.00	5280.13	5292 to 5308	Pass
			-30	102.00	5280.12	5292 to 5308	Pass
			-20	120.00	5280.08	5250 to 5350	Pass
			-10	120.00	5280.05	5250 to 5350	Pass
			0	120.00	5280.11	5250 to 5350	Pass
			10	120.00	5280.07	5250 to 5350	Pass
			30	120.00	5280.11	5250 to 5350	Pass
			40	120.00	5280.02	5250 to 5350	Pass
			50	120.00	5280.09	5292 to 5308	Pass
		5320	20	102.00	5320.03	5312 to 5328	Pass
				120.00	5320.05	5312 to 5328	Pass
				138.00	5320.03	5312 to 5328	Pass
			-30	102.00	5320.04	5312 to 5328	Pass
			-20	120.00	5320.06	5250 to 5350	Pass
			-10	120.00	5320.13	5250 to 5350	Pass
			0	120.00	5320.12	5250 to 5350	Pass
			10	120.00	5320.01	5250 to 5350	Pass
			30	120.00	5320.09	5250 to 5350	Pass
			40	120.00	5320.02	5250 to 5350	Pass
			50	120.00	5320.00	5312 to 5328	Pass
802.11n	MIMO	5260	20	102.00	5260.12	5252 to 5268	Pass

(HT20)				120.00	5260.02	5252 to 5268	Pass
				138.00	5260.05	5252 to 5268	Pass
			-30	102.00	5260.12	5252 to 5268	Pass
			-20	120.00	5260.13	5250 to 5350	Pass
			-10	120.00	5260.09	5250 to 5350	Pass
			0	120.00	5260.04	5250 to 5350	Pass
			10	120.00	5260.13	5250 to 5350	Pass
			30	120.00	5260.08	5250 to 5350	Pass
			40	120.00	5260.12	5250 to 5350	Pass
			50	120.00	5260.03	5252 to 5268	Pass
		5280	20	102.00	5280.06	5292 to 5308	Pass
				120.00	5280.01	5292 to 5308	Pass
				138.00	5280.10	5292 to 5308	Pass
			-30	102.00	5280.05	5292 to 5308	Pass
			-20	120.00	5280.05	5250 to 5350	Pass
			-10	120.00	5280.09	5250 to 5350	Pass
			0	120.00	5280.08	5250 to 5350	Pass
			10	120.00	5280.07	5250 to 5350	Pass
			30	120.00	5280.09	5250 to 5350	Pass
			40	120.00	5280.09	5250 to 5350	Pass
			50	120.00	5280.01	5292 to 5308	Pass
		5320	20	102.00	5320.00	5312 to 5328	Pass
				120.00	5320.02	5312 to 5328	Pass
				138.00	5320.06	5312 to 5328	Pass
			-30	102.00	5320.07	5312 to 5328	Pass
			-20	120.00	5320.10	5250 to 5350	Pass
			-10	120.00	5320.06	5250 to 5350	Pass
			0	120.00	5320.12	5250 to 5350	Pass
			10	120.00	5320.04	5250 to 5350	Pass
			30	120.00	5320.03	5250 to 5350	Pass
			40	120.00	5320.08	5250 to 5350	Pass
			50	120.00	5320.06	5312 to 5328	Pass
802.11n (HT40)	MIMO	5270	20	102.00	5270.01	5254 to 5286	Pass
				120.00	5270.13	5254 to 5286	Pass
				138.00	5270.04	5254 to 5286	Pass
			-30	102.00	5270.07	5254 to 5286	Pass
			-20	120.00	5270.09	5250 to 5350	Pass
			-10	120.00	5270.10	5250 to 5350	Pass
			0	120.00	5270.02	5250 to 5350	Pass

			10	120.00	5270.07	5250 to 5350	Pass
			30	120.00	5270.11	5250 to 5350	Pass
			40	120.00	5270.09	5250 to 5350	Pass
			50	120.00	5270.07	5254 to 5286	Pass
		5310	20	102.00	5310.02	5294 to 5326	Pass
				120.00	5310.10	5294 to 5326	Pass
				138.00	5310.03	5294 to 5326	Pass
			-30	102.00	5310.13	5294 to 5326	Pass
			-20	120.00	5310.04	5250 to 5350	Pass
			-10	120.00	5310.04	5250 to 5350	Pass
			0	120.00	5310.01	5250 to 5350	Pass
			10	120.00	5310.05	5250 to 5350	Pass
			30	120.00	5310.08	5250 to 5350	Pass
			40	120.00	5310.10	5250 to 5350	Pass
			50	120.00	5310.04	5294 to 5326	Pass
802.11ac (VHT20)	MIMO	5260	20	102.00	5260.13	5252 to 5268	Pass
				120.00	5260.06	5252 to 5268	Pass
				138.00	5260.03	5252 to 5268	Pass
			-30	102.00	5260.11	5252 to 5268	Pass
			-20	120.00	5260.10	5250 to 5350	Pass
			-10	120.00	5260.02	5250 to 5350	Pass
			0	120.00	5260.09	5250 to 5350	Pass
			10	120.00	5260.12	5250 to 5350	Pass
			30	120.00	5260.09	5250 to 5350	Pass
			40	120.00	5260.05	5250 to 5350	Pass
			50	120.00	5260.07	5252 to 5268	Pass
		5280	20	102.00	5280.02	5292 to 5308	Pass
				120.00	5280.01	5292 to 5308	Pass
				138.00	5280.09	5292 to 5308	Pass
			-30	102.00	5280.06	5292 to 5308	Pass
			-20	120.00	5280.05	5250 to 5350	Pass
			-10	120.00	5280.06	5250 to 5350	Pass
			0	120.00	5280.03	5250 to 5350	Pass
			10	120.00	5280.06	5250 to 5350	Pass
			30	120.00	5280.06	5250 to 5350	Pass
			40	120.00	5280.07	5250 to 5350	Pass
			50	120.00	5280.09	5292 to 5308	Pass
		5320	20	102.00	5320.03	5312 to 5328	Pass
				120.00	5320.12	5312 to 5328	Pass

Address:1/F.,Building D,Sogood Science and Technology Park, Sanwei Community, Hangcheng Street, Bao'an District, Shenzhen, Guangdong, China.
Tel:(86) 0755-26066440 Fax:(86) 0755-26014772 Email:service@anbotek.com
Hotline 400-003-0500
www.anbotek.com.cn

				138.00	5320.12	5312 to 5328	Pass
			-30	102.00	5320.01	5312 to 5328	Pass
			-20	120.00	5320.01	5250 to 5350	Pass
			-10	120.00	5320.12	5250 to 5350	Pass
			0	120.00	5320.01	5250 to 5350	Pass
			10	120.00	5320.04	5250 to 5350	Pass
			30	120.00	5320.09	5250 to 5350	Pass
			40	120.00	5320.05	5250 to 5350	Pass
			50	120.00	5320.12	5312 to 5328	Pass
802.11ac (VHT40)	MIMO	5270	20	102.00	5270.13	5254 to 5286	Pass
				120.00	5270.01	5254 to 5286	Pass
				138.00	5270.07	5254 to 5286	Pass
			-30	102.00	5270.09	5254 to 5286	Pass
			-20	120.00	5270.12	5250 to 5350	Pass
			-10	120.00	5270.03	5250 to 5350	Pass
			0	120.00	5270.10	5250 to 5350	Pass
			10	120.00	5270.03	5250 to 5350	Pass
			30	120.00	5270.12	5250 to 5350	Pass
			40	120.00	5270.09	5250 to 5350	Pass
			50	120.00	5270.10	5254 to 5286	Pass
		5310	20	102.00	5310.11	5294 to 5326	Pass
				120.00	5310.08	5294 to 5326	Pass
				138.00	5310.08	5294 to 5326	Pass
			-30	102.00	5310.10	5294 to 5326	Pass
			-20	120.00	5310.05	5250 to 5350	Pass
			-10	120.00	5310.11	5250 to 5350	Pass
			0	120.00	5310.00	5250 to 5350	Pass
			10	120.00	5310.06	5250 to 5350	Pass
			30	120.00	5310.08	5250 to 5350	Pass
			40	120.00	5310.04	5250 to 5350	Pass
			50	120.00	5310.06	5294 to 5326	Pass
802.11ac (VHT80)	MIMO	5290	20	102.00	5290.05	5258 to 5322	Pass
				120.00	5290.08	5258 to 5322	Pass
				138.00	5290.02	5258 to 5322	Pass
			-30	102.00	5290.05	5258 to 5322	Pass
			-20	120.00	5290.02	5250 to 5350	Pass
			-10	120.00	5290.01	5250 to 5350	Pass
			0	120.00	5290.05	5250 to 5350	Pass
			10	120.00	5290.06	5250 to 5350	Pass

			30	120.00	5290.02	5250 to 5350	Pass
			40	120.00	5290.13	5250 to 5350	Pass
			50	120.00	5290.07	5258 to 5322	Pass

Test Mode: 5.6G							
Mode	TX Type	Frequency (MHz)	Temperature (°C)	Voltage (VAC)	Measured Frequency (MHz)	Limit	Verdict
802.11a	SISO	5500	20	102.00	5500.04	5492 to 5508	Pass
				120.00	5500.12	5492 to 5508	Pass
				138.00	5500.05	5492 to 5508	Pass
			-30	102.00	5500.02	5492 to 5508	Pass
			-20	120.00	5500.04	5470 to 5725	Pass
			-10	120.00	5500.00	5470 to 5725	Pass
			0	120.00	5500.02	5470 to 5725	Pass
			10	120.00	5500.03	5470 to 5725	Pass
			30	120.00	5500.03	5470 to 5725	Pass
			40	120.00	5500.03	5470 to 5725	Pass
			50	120.00	5500.01	5492 to 5508	Pass
		5580	20	102.00	5580.11	5572 to 5588	Pass
				120.00	5580.08	5572 to 5588	Pass
				138.00	5580.05	5572 to 5588	Pass
			-30	102.00	5580.02	5572 to 5588	Pass
			-20	120.00	5580.09	5470 to 5725	Pass
			-10	120.00	5580.10	5470 to 5725	Pass
			0	120.00	5580.06	5470 to 5725	Pass
			10	120.00	5580.11	5470 to 5725	Pass
			30	120.00	5580.12	5470 to 5725	Pass
			40	120.00	5580.10	5470 to 5725	Pass
			50	120.00	5580.05	5572 to 5588	Pass
		5700	20	102.00	5700.08	5692 to 5708	Pass
				120.00	5700.04	5692 to 5708	Pass
				138.00	5700.10	5692 to 5708	Pass
			-30	102.00	5700.04	5692 to 5708	Pass
			-20	120.00	5700.05	5470 to 5725	Pass
			-10	120.00	5700.04	5470 to 5725	Pass
			0	120.00	5700.12	5470 to 5725	Pass
			10	120.00	5700.07	5470 to 5725	Pass
			30	120.00	5700.08	5470 to 5725	Pass
			40	120.00	5700.07	5470 to 5725	Pass
			50	120.00	5700.07	5692 to 5708	Pass
802.11n (HT20)	MIMO	5500	20	102.00	5500.11	5492 to 5508	Pass
				120.00	5500.12	5492 to 5508	Pass

				138.00	5500.12	5492 to 5508	Pass
			-30	102.00	5500.03	5492 to 5508	Pass
			-20	120.00	5500.13	5470 to 5725	Pass
			-10	120.00	5500.09	5470 to 5725	Pass
			0	120.00	5500.12	5470 to 5725	Pass
			10	120.00	5500.12	5470 to 5725	Pass
			30	120.00	5500.11	5470 to 5725	Pass
			40	120.00	5500.01	5470 to 5725	Pass
			50	120.00	5500.01	5492 to 5508	Pass
		5580	20	102.00	5580.02	5572 to 5588	Pass
				120.00	5580.13	5572 to 5588	Pass
				138.00	5580.13	5572 to 5588	Pass
			-30	102.00	5580.04	5572 to 5588	Pass
			-20	120.00	5580.12	5470 to 5725	Pass
			-10	120.00	5580.04	5470 to 5725	Pass
			0	120.00	5580.04	5470 to 5725	Pass
			10	120.00	5580.11	5470 to 5725	Pass
			30	120.00	5580.10	5470 to 5725	Pass
			40	120.00	5580.12	5470 to 5725	Pass
			50	120.00	5580.07	5572 to 5588	Pass
		5700	20	102.00	5700.02	5692 to 5708	Pass
				120.00	5700.13	5692 to 5708	Pass
				138.00	5700.04	5692 to 5708	Pass
			-30	102.00	5700.09	5692 to 5708	Pass
			-20	120.00	5700.09	5470 to 5725	Pass
			-10	120.00	5700.11	5470 to 5725	Pass
			0	120.00	5700.12	5470 to 5725	Pass
			10	120.00	5700.09	5470 to 5725	Pass
			30	120.00	5700.00	5470 to 5725	Pass
			40	120.00	5700.07	5470 to 5725	Pass
			50	120.00	5700.11	5692 to 5708	Pass
802.11n (HT40)	MIMO	5510	20	102.00	5510.02	5494 to 5526	Pass
				120.00	5510.07	5494 to 5526	Pass
				138.00	5510.09	5494 to 5526	Pass
			-30	102.00	5510.04	5494 to 5526	Pass
			-20	120.00	5510.10	5470 to 5725	Pass
			-10	120.00	5510.00	5470 to 5725	Pass
			0	120.00	5510.06	5470 to 5725	Pass
			10	120.00	5510.09	5470 to 5725	Pass

			30	120.00	5510.12	5470 to 5725	Pass
			40	120.00	5510.03	5470 to 5725	Pass
			50	120.00	5510.05	5494 to 5526	Pass
		5550	20	102.00	5550.05	5534 to 5566	Pass
				120.00	5550.10	5534 to 5566	Pass
				138.00	5550.11	5534 to 5566	Pass
			-30	102.00	5550.11	5534 to 5566	Pass
			-20	120.00	5550.05	5470 to 5725	Pass
			-10	120.00	5550.09	5470 to 5725	Pass
			0	120.00	5550.13	5470 to 5725	Pass
			10	120.00	5550.09	5470 to 5725	Pass
			30	120.00	5550.02	5470 to 5725	Pass
			40	120.00	5550.09	5470 to 5725	Pass
			50	120.00	5550.08	5534 to 5566	Pass
		5670	20	102.00	5670.08	5654 to 5686	Pass
				120.00	5670.05	5654 to 5686	Pass
				138.00	5670.04	5654 to 5686	Pass
			-30	102.00	5670.10	5654 to 5686	Pass
			-20	120.00	5670.09	5470 to 5725	Pass
			-10	120.00	5670.07	5470 to 5725	Pass
			0	120.00	5670.10	5470 to 5725	Pass
			10	120.00	5670.01	5470 to 5725	Pass
			30	120.00	5670.02	5470 to 5725	Pass
			40	120.00	5670.09	5470 to 5725	Pass
			50	120.00	5670.04	5654 to 5686	Pass
802.11ac (VHT20)	MIMO	5500	20	102.00	5500.06	5492 to 5508	Pass
				120.00	5500.07	5492 to 5508	Pass
				138.00	5500.11	5492 to 5508	Pass
			-30	102.00	5500.07	5492 to 5508	Pass
			-20	120.00	5500.10	5470 to 5725	Pass
			-10	120.00	5500.00	5470 to 5725	Pass
			0	120.00	5500.00	5470 to 5725	Pass
			10	120.00	5500.11	5470 to 5725	Pass
			30	120.00	5500.04	5470 to 5725	Pass
			40	120.00	5500.02	5470 to 5725	Pass
			50	120.00	5500.03	5492 to 5508	Pass
		5580	20	102.00	5580.07	5572 to 5588	Pass
				120.00	5580.05	5572 to 5588	Pass
				138.00	5580.06	5572 to 5588	Pass

			-30	102.00	5580.09	5572 to 5588	Pass
			-20	120.00	5580.05	5470 to 5725	Pass
			-10	120.00	5580.00	5470 to 5725	Pass
			0	120.00	5580.03	5470 to 5725	Pass
			10	120.00	5580.01	5470 to 5725	Pass
			30	120.00	5580.03	5470 to 5725	Pass
			40	120.00	5580.03	5470 to 5725	Pass
			50	120.00	5580.06	5572 to 5588	Pass
		5700	20	102.00	5700.09	5692 to 5708	Pass
				120.00	5700.06	5692 to 5708	Pass
				138.00	5700.00	5692 to 5708	Pass
			-30	102.00	5700.06	5692 to 5708	Pass
			-20	120.00	5700.03	5470 to 5725	Pass
			-10	120.00	5700.00	5470 to 5725	Pass
			0	120.00	5700.06	5470 to 5725	Pass
			10	120.00	5700.07	5470 to 5725	Pass
			30	120.00	5700.09	5470 to 5725	Pass
			40	120.00	5700.09	5470 to 5725	Pass
			50	120.00	5700.09	5692 to 5708	Pass
802.11ac (VHT40)	MIMO	5510	20	102.00	5510.06	5494 to 5526	Pass
				120.00	5510.10	5494 to 5526	Pass
				138.00	5510.13	5494 to 5526	Pass
			-30	102.00	5510.08	5494 to 5526	Pass
			-20	120.00	5510.08	5470 to 5725	Pass
			-10	120.00	5510.11	5470 to 5725	Pass
			0	120.00	5510.08	5470 to 5725	Pass
			10	120.00	5510.00	5470 to 5725	Pass
			30	120.00	5510.02	5470 to 5725	Pass
			40	120.00	5510.12	5470 to 5725	Pass
			50	120.00	5510.01	5494 to 5526	Pass
		5550	20	102.00	5550.08	5534 to 5566	Pass
				120.00	5550.13	5534 to 5566	Pass
				138.00	5550.01	5534 to 5566	Pass
			-30	102.00	5550.08	5534 to 5566	Pass
			-20	120.00	5550.13	5470 to 5725	Pass
			-10	120.00	5550.03	5470 to 5725	Pass
			0	120.00	5550.02	5470 to 5725	Pass
			10	120.00	5550.01	5470 to 5725	Pass
			30	120.00	5550.02	5470 to 5725	Pass

			40	120.00	5550.06	5470 to 5725	Pass
			50	120.00	5550.05	5534 to 5566	Pass
		5670	20	102.00	5670.11	5654 to 5686	Pass
				120.00	5670.11	5654 to 5686	Pass
				138.00	5670.12	5654 to 5686	Pass
			-30	102.00	5670.08	5654 to 5686	Pass
			-20	120.00	5670.01	5470 to 5725	Pass
			-10	120.00	5670.02	5470 to 5725	Pass
			0	120.00	5670.05	5470 to 5725	Pass
			10	120.00	5670.12	5470 to 5725	Pass
			30	120.00	5670.13	5470 to 5725	Pass
			40	120.00	5670.07	5470 to 5725	Pass
			50	120.00	5670.04	5654 to 5686	Pass
802.11ac (VHT80)	MIMO	5530	20	102.00	5530.06	5498 to 5562	Pass
				120.00	5530.08	5498 to 5562	Pass
				138.00	5530.11	5498 to 5562	Pass
			-30	102.00	5530.08	5498 to 5562	Pass
			-20	120.00	5530.13	5470 to 5725	Pass
			-10	120.00	5530.10	5470 to 5725	Pass
			0	120.00	5530.11	5470 to 5725	Pass
			10	120.00	5530.04	5470 to 5725	Pass
			30	120.00	5530.01	5470 to 5725	Pass
			40	120.00	5530.05	5470 to 5725	Pass
			50	120.00	5530.08	5498 to 5562	Pass
802.11ax (HEW20)	MIMO	5500	20	102.00	5500.13	5492 to 5508	Pass
				120.00	5500.06	5492 to 5508	Pass
				138.00	5500.01	5492 to 5508	Pass
			-30	102.00	5500.13	5492 to 5508	Pass
			-20	120.00	5500.02	5470 to 5725	Pass
			-10	120.00	5500.06	5470 to 5725	Pass
			0	120.00	5500.07	5470 to 5725	Pass
			10	120.00	5500.09	5470 to 5725	Pass
			30	120.00	5500.02	5470 to 5725	Pass
			40	120.00	5500.08	5470 to 5725	Pass
			50	120.00	5500.12	5492 to 5508	Pass
		5580	20	102.00	5580.10	5572 to 5588	Pass
				120.00	5580.02	5572 to 5588	Pass
				138.00	5580.08	5572 to 5588	Pass
			-30	102.00	5580.03	5572 to 5588	Pass

Address:1/F.,Building D,Sogood Science and Technology Park, Sanwei Community, Hangcheng Street, Bao'an District, Shenzhen, Guangdong, China.
Tel:(86) 0755-26066440 Fax:(86) 0755-26014772 Email:service@anbotek.com
Hotline 400-003-0500
www.anbotek.com.cn

			-20	120.00	5580.08	5470 to 5725	Pass
			-10	120.00	5580.06	5470 to 5725	Pass
			0	120.00	5580.10	5470 to 5725	Pass
			10	120.00	5580.12	5470 to 5725	Pass
			30	120.00	5580.11	5470 to 5725	Pass
			40	120.00	5580.05	5470 to 5725	Pass
			50	120.00	5580.05	5572 to 5588	Pass
		5700	20	102.00	5700.12	5692 to 5708	Pass
				120.00	5700.10	5692 to 5708	Pass
				138.00	5700.02	5692 to 5708	Pass
			-30	102.00	5700.11	5692 to 5708	Pass
			-20	120.00	5700.02	5470 to 5725	Pass
			-10	120.00	5700.07	5470 to 5725	Pass
			0	120.00	5700.07	5470 to 5725	Pass
			10	120.00	5700.08	5470 to 5725	Pass
			30	120.00	5700.04	5470 to 5725	Pass
			40	120.00	5700.03	5470 to 5725	Pass
			50	120.00	5700.05	5692 to 5708	Pass
802.11ax (HEW40)	MIMO	5510	20	102.00	5510.03	5494 to 5526	Pass
				120.00	5510.10	5494 to 5526	Pass
				138.00	5510.11	5494 to 5526	Pass
			-30	102.00	5510.10	5494 to 5526	Pass
			-20	120.00	5510.03	5470 to 5725	Pass
			-10	120.00	5510.10	5470 to 5725	Pass
			0	120.00	5510.07	5470 to 5725	Pass
			10	120.00	5510.11	5470 to 5725	Pass
			30	120.00	5510.02	5470 to 5725	Pass
			40	120.00	5510.02	5470 to 5725	Pass
			50	120.00	5510.08	5494 to 5526	Pass
		5550	20	102.00	5550.02	5534 to 5566	Pass
				120.00	5550.09	5534 to 5566	Pass
				138.00	5550.05	5534 to 5566	Pass
			-30	102.00	5550.08	5534 to 5566	Pass
			-20	120.00	5550.02	5470 to 5725	Pass
			-10	120.00	5550.13	5470 to 5725	Pass
			0	120.00	5550.06	5470 to 5725	Pass
			10	120.00	5550.09	5470 to 5725	Pass
			30	120.00	5550.00	5470 to 5725	Pass
			40	120.00	5550.10	5470 to 5725	Pass

			50	120.00	5550.03	5534 to 5566	Pass
		5670	20	102.00	5670.02	5654 to 5686	Pass
				120.00	5670.03	5654 to 5686	Pass
				138.00	5670.07	5654 to 5686	Pass
			-30	102.00	5670.03	5654 to 5686	Pass
			-20	120.00	5670.09	5470 to 5725	Pass
			-10	120.00	5670.11	5470 to 5725	Pass
			0	120.00	5670.02	5470 to 5725	Pass
			10	120.00	5670.03	5470 to 5725	Pass
			30	120.00	5670.03	5470 to 5725	Pass
			40	120.00	5670.12	5470 to 5725	Pass
			50	120.00	5670.04	5654 to 5686	Pass
802.11ax (HEW80)	MIMO	5530	20	102.00	5530.02	5498 to 5562	Pass
				120.00	5530.05	5498 to 5562	Pass
				138.00	5530.12	5498 to 5562	Pass
			-30	102.00	5530.03	5498 to 5562	Pass
			-20	120.00	5530.01	5470 to 5725	Pass
			-10	120.00	5530.06	5470 to 5725	Pass
			0	120.00	5530.03	5470 to 5725	Pass
			10	120.00	5530.12	5470 to 5725	Pass
			30	120.00	5530.03	5470 to 5725	Pass
			40	120.00	5530.11	5470 to 5725	Pass
			50	120.00	5530.06	5498 to 5562	Pass

Test Mode: 5.8G							
Mode	TX Type	Frequency (MHz)	Temperature (°C)	Voltage (VAC)	Measured Frequency (MHz)	Limit	Verdict
802.11a	SISO	5745	20	102.00	5745.01	5737 to 5753	Pass
				120.00	5745.09	5737 to 5753	Pass
				138.00	5745.03	5737 to 5753	Pass
			-30	102.00	5745.10	5737 to 5753	Pass
			-20	120.00	5745.07	5725 to 5850	Pass
			-10	120.00	5745.08	5725 to 5850	Pass
			0	120.00	5745.09	5725 to 5850	Pass
			10	120.00	5745.10	5725 to 5850	Pass
			30	120.00	5745.04	5725 to 5850	Pass
			40	120.00	5745.05	5725 to 5850	Pass
			50	120.00	5745.03	5737 to 5753	Pass
		5785	20	102.00	5785.07	5777 to 5793	Pass
				120.00	5785.07	5777 to 5793	Pass
				138.00	5785.01	5777 to 5793	Pass
			-30	102.00	5785.12	5777 to 5793	Pass
			-20	120.00	5785.02	5725 to 5850	Pass
			-10	120.00	5785.05	5725 to 5850	Pass
			0	120.00	5785.02	5725 to 5850	Pass
			10	120.00	5785.10	5725 to 5850	Pass
			30	120.00	5785.09	5725 to 5850	Pass
			40	120.00	5785.08	5725 to 5850	Pass
			50	120.00	5785.01	5777 to 5793	Pass
		5825	20	102.00	5825.01	5817 to 5833	Pass
				120.00	5825.05	5817 to 5833	Pass
				138.00	5825.06	5817 to 5833	Pass
			-30	102.00	5825.01	5817 to 5833	Pass
			-20	120.00	5825.09	5725 to 5850	Pass
			-10	120.00	5825.06	5725 to 5850	Pass
			0	120.00	5825.03	5725 to 5850	Pass
			10	120.00	5825.07	5725 to 5850	Pass
			30	120.00	5825.06	5725 to 5850	Pass
			40	120.00	5825.06	5725 to 5850	Pass
			50	120.00	5825.04	5817 to 5833	Pass
802.11n (HT20)	MIMO	5745	20	102.00	5745.08	5737 to 5753	Pass
				120.00	5745.01	5737 to 5753	Pass
				138.00	5745.08	5737 to 5753	Pass

			-30	102.00	5745.10	5737 to 5753	Pass
			-20	120.00	5745.03	5725 to 5850	Pass
			-10	120.00	5745.00	5725 to 5850	Pass
			0	120.00	5745.08	5725 to 5850	Pass
			10	120.00	5745.13	5725 to 5850	Pass
			30	120.00	5745.03	5725 to 5850	Pass
			40	120.00	5745.11	5725 to 5850	Pass
			50	120.00	5745.09	5737 to 5753	Pass
		5785	20	102.00	5785.08	5777 to 5793	Pass
				120.00	5785.13	5777 to 5793	Pass
				138.00	5785.04	5777 to 5793	Pass
			-30	102.00	5785.11	5777 to 5793	Pass
			-20	120.00	5785.11	5725 to 5850	Pass
			-10	120.00	5785.10	5725 to 5850	Pass
			0	120.00	5785.01	5725 to 5850	Pass
			10	120.00	5785.08	5725 to 5850	Pass
			30	120.00	5785.09	5725 to 5850	Pass
			40	120.00	5785.09	5725 to 5850	Pass
			50	120.00	5785.08	5777 to 5793	Pass
		5825	20	102.00	5825.01	5817 to 5833	Pass
				120.00	5825.04	5817 to 5833	Pass
				138.00	5825.01	5817 to 5833	Pass
			-30	102.00	5825.01	5817 to 5833	Pass
			-20	120.00	5825.06	5725 to 5850	Pass
			-10	120.00	5825.02	5725 to 5850	Pass
			0	120.00	5825.03	5725 to 5850	Pass
			10	120.00	5825.00	5725 to 5850	Pass
			30	120.00	5825.01	5725 to 5850	Pass
			40	120.00	5825.02	5725 to 5850	Pass
			50	120.00	5825.10	5817 to 5833	Pass
802.11n (HT40)	MIMO	5755	20	102.00	5755.12	5739 to 5771	Pass
				120.00	5755.00	5739 to 5771	Pass
				138.00	5755.03	5739 to 5771	Pass
			-30	102.00	5755.11	5739 to 5771	Pass
			-20	120.00	5755.13	5725 to 5850	Pass
			-10	120.00	5755.05	5725 to 5850	Pass
			0	120.00	5755.12	5725 to 5850	Pass
			10	120.00	5755.09	5725 to 5850	Pass
			30	120.00	5755.08	5725 to 5850	Pass
			40	120.00	5755.08	5725 to 5850	Pass

			50	120.00	5755.00	5739 to 5771	Pass
		5795	20	102.00	5795.10	5779 to 5811	Pass
				120.00	5795.07	5779 to 5811	Pass
				138.00	5795.09	5779 to 5811	Pass
			-30	102.00	5795.11	5779 to 5811	Pass
			-20	120.00	5795.02	5725 to 5850	Pass
			-10	120.00	5795.02	5725 to 5850	Pass
			0	120.00	5795.08	5725 to 5850	Pass
			10	120.00	5795.02	5725 to 5850	Pass
			30	120.00	5795.04	5725 to 5850	Pass
			40	120.00	5795.08	5725 to 5850	Pass
			50	120.00	5795.09	5779 to 5811	Pass
802.11ac (VHT20)	MIMO	5745	20	102.00	5745.02	5737 to 5753	Pass
				120.00	5745.08	5737 to 5753	Pass
				138.00	5745.11	5737 to 5753	Pass
			-30	102.00	5745.01	5737 to 5753	Pass
			-20	120.00	5745.09	5725 to 5850	Pass
			-10	120.00	5745.06	5725 to 5850	Pass
			0	120.00	5745.08	5725 to 5850	Pass
			10	120.00	5745.04	5725 to 5850	Pass
			30	120.00	5745.06	5725 to 5850	Pass
			40	120.00	5745.08	5725 to 5850	Pass
			50	120.00	5745.01	5737 to 5753	Pass
		5785	20	102.00	5785.03	5777 to 5793	Pass
				120.00	5785.05	5777 to 5793	Pass
				138.00	5785.09	5777 to 5793	Pass
			-30	102.00	5785.11	5777 to 5793	Pass
			-20	120.00	5785.03	5725 to 5850	Pass
			-10	120.00	5785.08	5725 to 5850	Pass
			0	120.00	5785.02	5725 to 5850	Pass
			10	120.00	5785.12	5725 to 5850	Pass
			30	120.00	5785.03	5725 to 5850	Pass
			40	120.00	5785.03	5725 to 5850	Pass
			50	120.00	5785.11	5777 to 5793	Pass
		5825	20	102.00	5825.01	5817 to 5833	Pass
				120.00	5825.11	5817 to 5833	Pass
				138.00	5825.07	5817 to 5833	Pass
			-30	102.00	5825.10	5817 to 5833	Pass
			-20	120.00	5825.13	5725 to 5850	Pass
			-10	120.00	5825.06	5725 to 5850	Pass

			0	120.00	5825.11	5725 to 5850	Pass
			10	120.00	5825.02	5725 to 5850	Pass
			30	120.00	5825.11	5725 to 5850	Pass
			40	120.00	5825.05	5725 to 5850	Pass
			50	120.00	5825.13	5817 to 5833	Pass
802.11ac (VHT40)	MIMO	5755	20	102.00	5755.06	5739 to 5771	Pass
				120.00	5755.01	5739 to 5771	Pass
				138.00	5755.04	5739 to 5771	Pass
			-30	102.00	5755.03	5739 to 5771	Pass
			-20	120.00	5755.05	5725 to 5850	Pass
			-10	120.00	5755.02	5725 to 5850	Pass
			0	120.00	5755.05	5725 to 5850	Pass
			10	120.00	5755.03	5725 to 5850	Pass
			30	120.00	5755.08	5725 to 5850	Pass
			40	120.00	5755.01	5725 to 5850	Pass
			50	120.00	5755.11	5739 to 5771	Pass
		5795	20	102.00	5795.08	5779 to 5811	Pass
				120.00	5795.09	5779 to 5811	Pass
				138.00	5795.08	5779 to 5811	Pass
			-30	102.00	5795.12	5779 to 5811	Pass
			-20	120.00	5795.09	5725 to 5850	Pass
			-10	120.00	5795.03	5725 to 5850	Pass
			0	120.00	5795.12	5725 to 5850	Pass
			10	120.00	5795.13	5725 to 5850	Pass
			30	120.00	5795.06	5725 to 5850	Pass
			40	120.00	5795.08	5725 to 5850	Pass
			50	120.00	5795.10	5779 to 5811	Pass
802.11ac (VHT80)	MIMO	5775	20	102.00	5775.12	5743 to 5807	Pass
				120.00	5775.03	5743 to 5807	Pass
				138.00	5775.00	5743 to 5807	Pass
			-30	102.00	5775.07	5743 to 5807	Pass
			-20	120.00	5775.01	5725 to 5850	Pass
			-10	120.00	5775.10	5725 to 5850	Pass
			0	120.00	5775.00	5725 to 5850	Pass
			10	120.00	5775.01	5725 to 5850	Pass
			30	120.00	5775.07	5725 to 5850	Pass
			40	120.00	5775.02	5725 to 5850	Pass
			50	120.00	5775.04	5743 to 5807	Pass
802.11ax (HEW20)	MIMO	5745	20	102.00	5745.10	5737 to 5753	Pass
				120.00	5745.08	5737 to 5753	Pass

				138.00	5745.04	5737 to 5753	Pass
			-30	102.00	5745.06	5737 to 5753	Pass
			-20	120.00	5745.06	5725 to 5850	Pass
			-10	120.00	5745.12	5725 to 5850	Pass
			0	120.00	5745.02	5725 to 5850	Pass
			10	120.00	5745.05	5725 to 5850	Pass
			30	120.00	5745.13	5725 to 5850	Pass
			40	120.00	5745.05	5725 to 5850	Pass
			50	120.00	5745.09	5737 to 5753	Pass
		5785	20	102.00	5785.08	5777 to 5793	Pass
				120.00	5785.06	5777 to 5793	Pass
				138.00	5785.03	5777 to 5793	Pass
			-30	102.00	5785.10	5777 to 5793	Pass
			-20	120.00	5785.09	5725 to 5850	Pass
			-10	120.00	5785.08	5725 to 5850	Pass
			0	120.00	5785.10	5725 to 5850	Pass
			10	120.00	5785.09	5725 to 5850	Pass
			30	120.00	5785.01	5725 to 5850	Pass
			40	120.00	5785.07	5725 to 5850	Pass
			50	120.00	5785.06	5777 to 5793	Pass
		5825	20	102.00	5825.12	5817 to 5833	Pass
				120.00	5825.03	5817 to 5833	Pass
				138.00	5825.10	5817 to 5833	Pass
			-30	102.00	5825.07	5817 to 5833	Pass
			-20	120.00	5825.05	5725 to 5850	Pass
			-10	120.00	5825.08	5725 to 5850	Pass
			0	120.00	5825.00	5725 to 5850	Pass
			10	120.00	5825.05	5725 to 5850	Pass
			30	120.00	5825.08	5725 to 5850	Pass
			40	120.00	5825.13	5725 to 5850	Pass
			50	120.00	5825.02	5817 to 5833	Pass
802.11ax (HEW40)	MIMO	5755	20	102.00	5755.07	5739 to 5771	Pass
				120.00	5755.04	5739 to 5771	Pass
				138.00	5755.03	5739 to 5771	Pass
			-30	102.00	5755.05	5739 to 5771	Pass
			-20	120.00	5755.00	5725 to 5850	Pass
			-10	120.00	5755.06	5725 to 5850	Pass
			0	120.00	5755.09	5725 to 5850	Pass
			10	120.00	5755.02	5725 to 5850	Pass
			30	120.00	5755.06	5725 to 5850	Pass

			40	120.00	5755.10	5725 to 5850	Pass
			50	120.00	5755.05	5739 to 5771	Pass
		5795	20	102.00	5795.09	5779 to 5811	Pass
				120.00	5795.06	5779 to 5811	Pass
				138.00	5795.03	5779 to 5811	Pass
			-30	102.00	5795.09	5779 to 5811	Pass
			-20	120.00	5795.11	5725 to 5850	Pass
			-10	120.00	5795.01	5725 to 5850	Pass
			0	120.00	5795.05	5725 to 5850	Pass
			10	120.00	5795.03	5725 to 5850	Pass
			30	120.00	5795.09	5725 to 5850	Pass
			40	120.00	5795.10	5725 to 5850	Pass
			50	120.00	5795.01	5779 to 5811	Pass
802.11ax (HEW80)	MIMO	5775	20	102.00	5775.09	5743 to 5807	Pass
				120.00	5775.08	5743 to 5807	Pass
				138.00	5775.02	5743 to 5807	Pass
			-30	102.00	5775.02	5743 to 5807	Pass
			-20	120.00	5775.08	5725 to 5850	Pass
			-10	120.00	5775.04	5725 to 5850	Pass
			0	120.00	5775.08	5725 to 5850	Pass
			10	120.00	5775.02	5725 to 5850	Pass
			30	120.00	5775.05	5725 to 5850	Pass
			40	120.00	5775.10	5725 to 5850	Pass
			50	120.00	5775.03	5743 to 5807	Pass

10. Antenna Requirement

10.1. Test Standard and Requirement

Test Standard	FCC Part15 Section 15.203 /15.407
Requirement	1) 15.203 requirement: An intentional radiator shall be designed to ensure that no antenna other than that furnished by the responsible party shall be used with the device. The use of a permanently attached antenna or of an antenna that uses a unique coupling to the intentional radiator, the manufacturer may design the unit so that a broken antenna can be replaced by the user, but the use of a standard antenna jack or electrical connector is prohibited. 2) 15.407 requirement: if transmitting antennas of directional gain greater than 6dBi are used, the power shall be reduced by the amount in dB that the directional gain of the antenna exceeds 6dBi.

10.2. Antenna Connected Construction

The antenna is a ANT1/ ANT2: FPC Antenna which permanently attached, and the best case gain of the WiFi 5.2G ANT1/ ANT2: -0.77dBi, WiFi 5.3G ANT1/ ANT2: 0.26dBi, WiFi 5.6G ANT1/ ANT2: -0.19dBi, WiFi 5.8G ANT1/ ANT2: -1.86dBi. It complies with the standard requirement.

APPENDIX I -- TEST SETUP PHOTOGRAPH

Please refer to separated files Appendix I -- Test Setup Photograph

APPENDIX II -- EXTERNAL PHOTOGRAPH

Please refer to separated files Appendix II -- External Photograph

APPENDIX III -- INTERNAL PHOTOGRAPH

Please refer to separated files Appendix III -- Internal Photograph

---------- End of Report ----------