11AX20SISO_Ant2_2467_30~1000

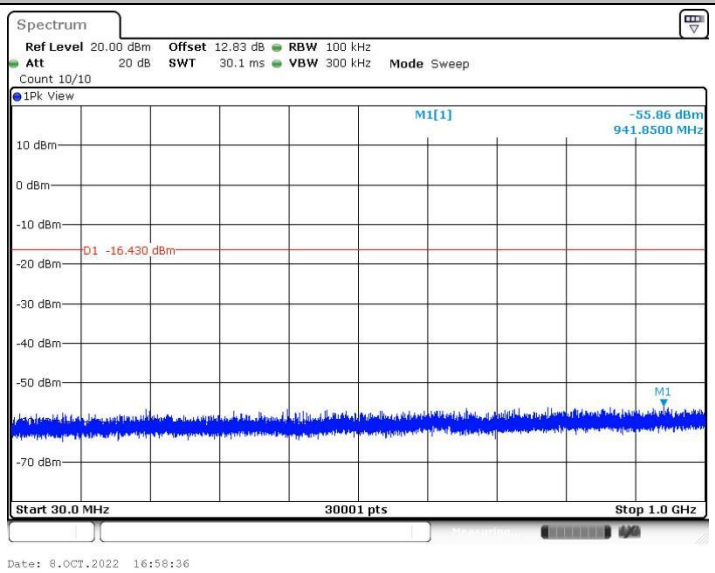

11AX20SISO_Ant2_2467_1000~26500

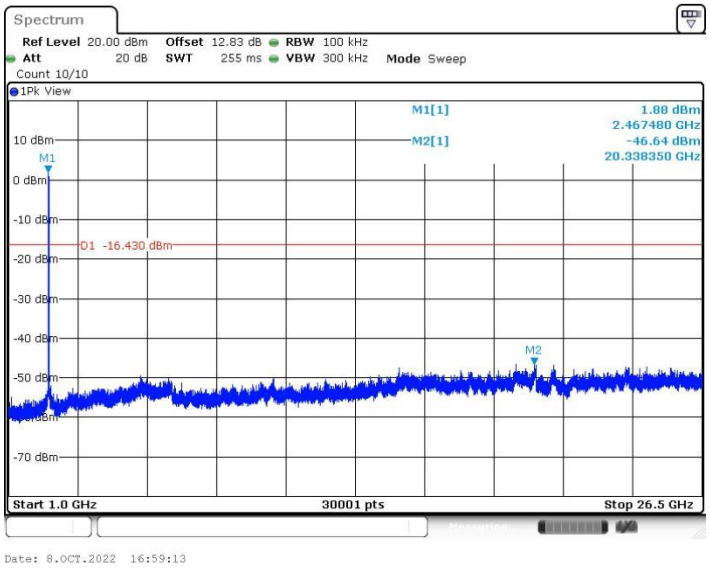

11AX20SISO_Ant1_2472_30~1000

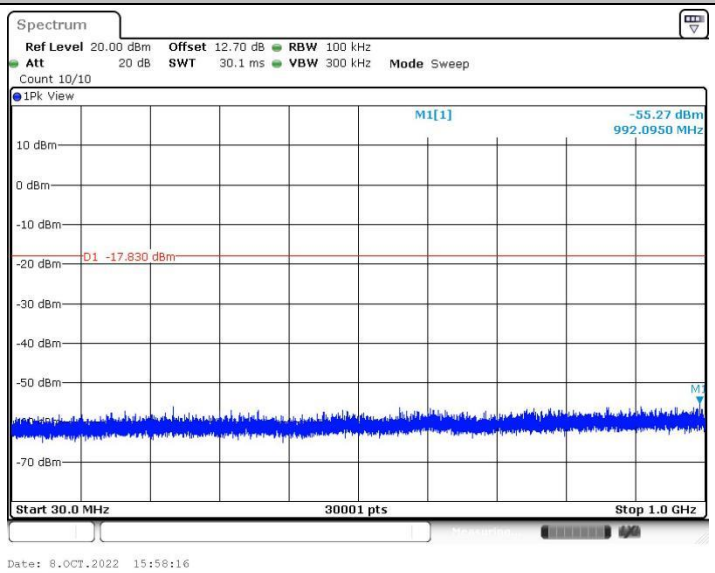

11AX20SISO_Ant1_2472_1000~26500

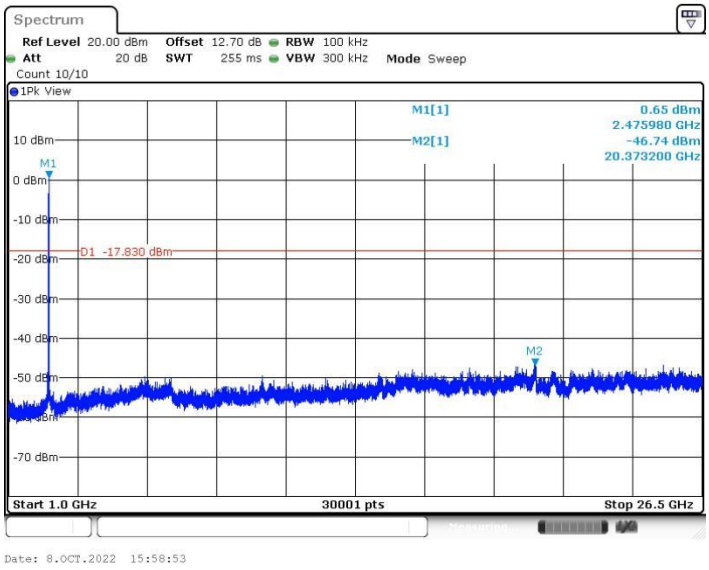

11AX20SISO_Ant2_2472_30~1000

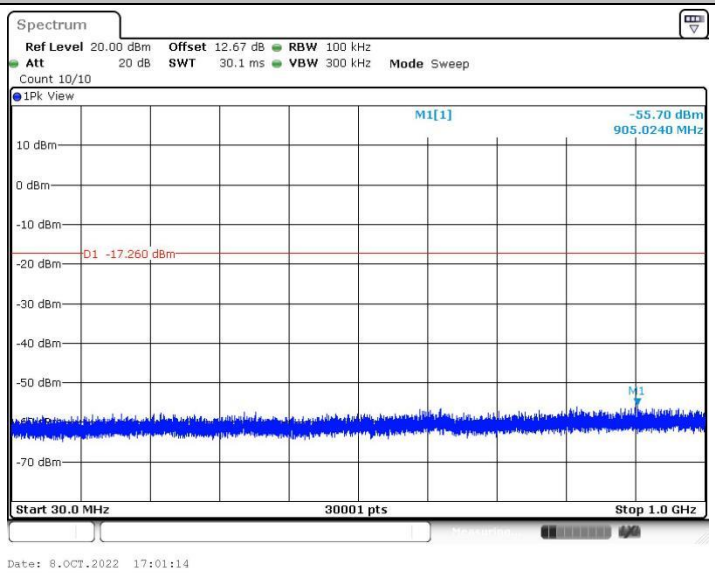

11AX20SISO_Ant2_2472_1000~26500

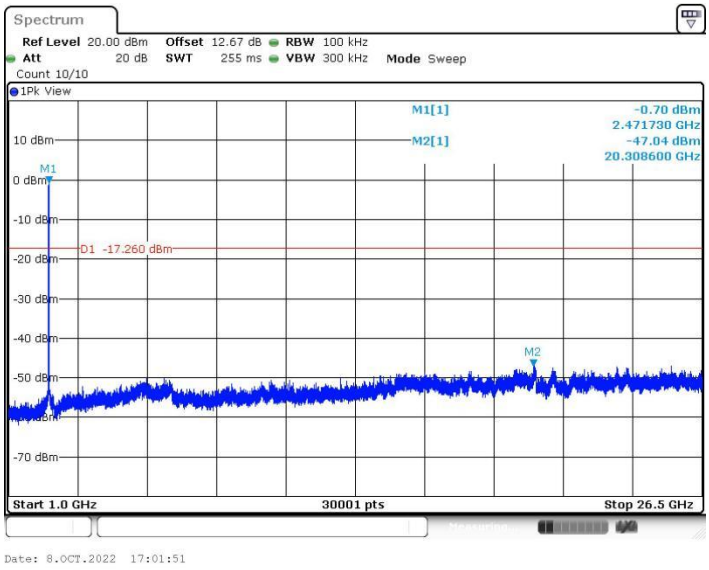

Maximum power spectral density for partial RU

Test Result

TestMode	Antenna	Freq(MHz)	RuSize	RuIndex	Result [dBm/3kHz]	Limit [dBm/3kHz]	Verdict
11AX20SISO	Ant1	2412	26Tone	RU0	-11.09	≤8.00	PASS
			52Tone	RU37	-11.15	≤8.00	PASS
			106Tone	RU53	-11.41	≤8.00	PASS
	Ant2	2412	26Tone	RU0	-9.97	≤8.00	PASS
			52Tone	RU37	-10.29	≤8.00	PASS
			106Tone	RU53	-10.06	≤8.00	PASS
	Ant1	2437	26Tone	RU0	-10.98	≤8.00	PASS
			52Tone	RU37	-11.43	≤8.00	PASS
			106Tone	RU53	-11.41	≤8.00	PASS
	Ant2	2437	26Tone	RU0	-10.91	≤8.00	PASS
			52Tone	RU37	-11.07	≤8.00	PASS
			106Tone	RU53	-10.82	≤8.00	PASS
	Ant1	2462	26Tone	RU8	-12.68	≤8.00	PASS
			52Tone	RU40	-12.38	≤8.00	PASS
			106Tone	RU54	-12.52	≤8.00	PASS
	Ant2	2462	26Tone	RU8	-11.46	≤8.00	PASS
			52Tone	RU40	-11.63	≤8.00	PASS
			106Tone	RU54	-11.42	≤8.00	PASS
	Ant1	2467	26Tone	RU8	-12.84	≤8.00	PASS
			52Tone	RU40	-12.73	≤8.00	PASS
			106Tone	RU54	-12.68	≤8.00	PASS
	Ant2	2467	26Tone	RU8	-12.14	≤8.00	PASS
			52Tone	RU40	-12.17	≤8.00	PASS
			106Tone	RU54	-12.11	≤8.00	PASS
	Ant1	2472	26Tone	RU8	-12.5	≤8.00	PASS
			52Tone	RU40	-12.25	≤8.00	PASS
			106Tone	RU54	-12.38	≤8.00	PASS
	Ant2	2472	26Tone	RU8	-11.79	≤8.00	PASS
			52Tone	RU40	-11.55	≤8.00	PASS
			106Tone	RU54	-11.74	≤8.00	PASS

Test Graphs

11AX20SISO_Ant1_2412_26Tone_RU0

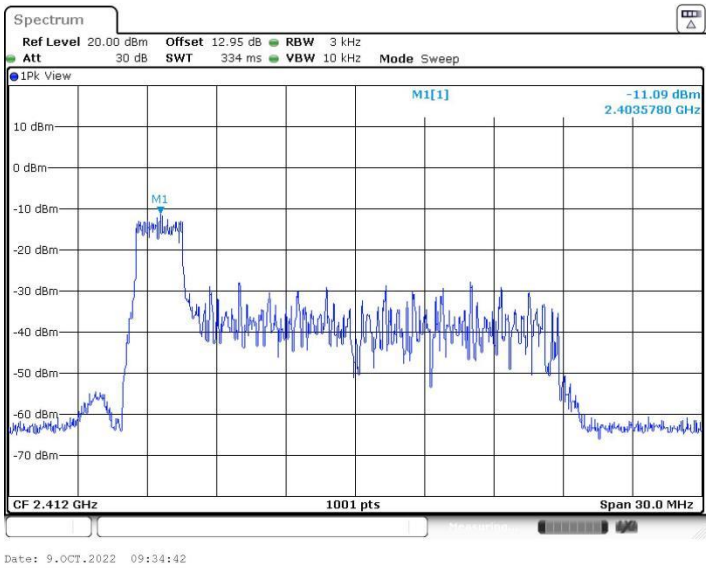

11AX20SISO_Ant1_2412_52Tone_RU37

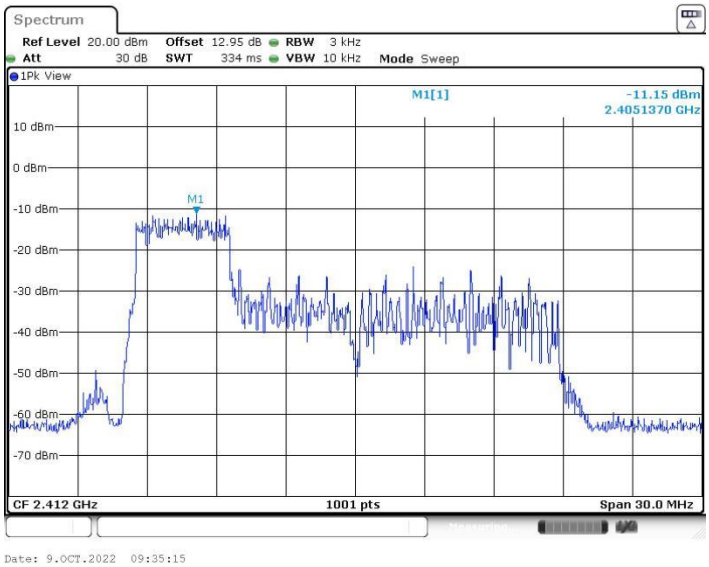

11AX20SISO_Ant1_2412_106Tone_RU53

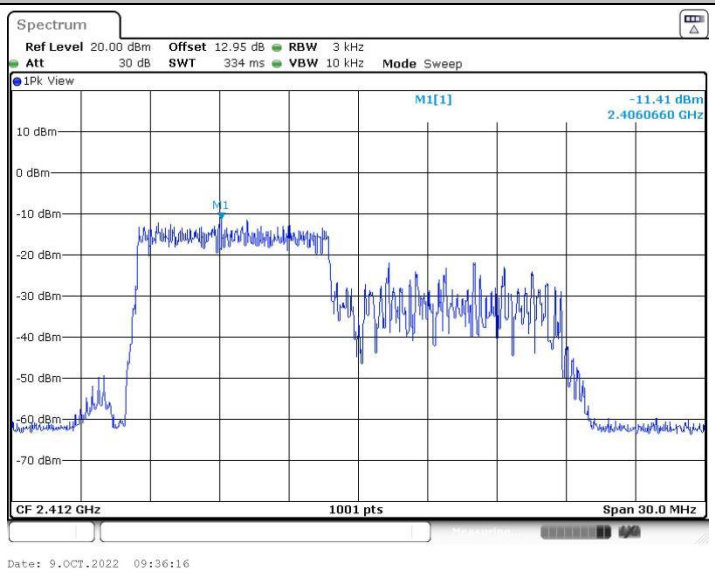

11AX20SISO_Ant2_2412_26Tone_RU0

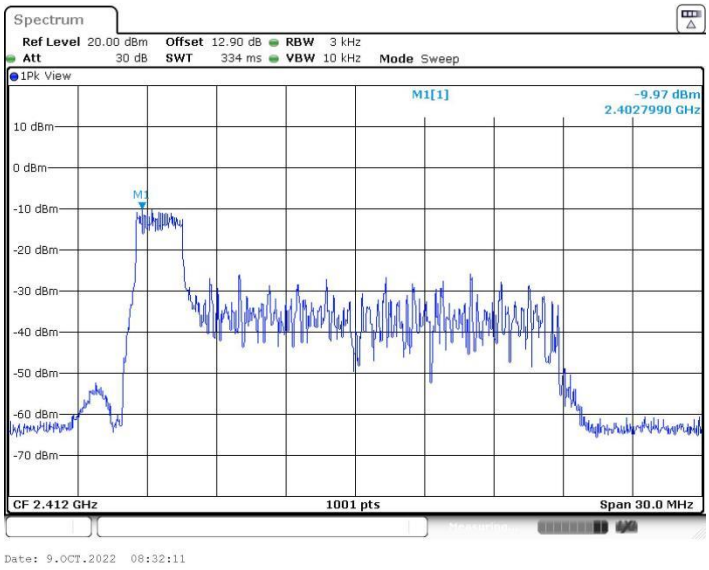

11AX20SISO_Ant2_2412_52Tone_RU37

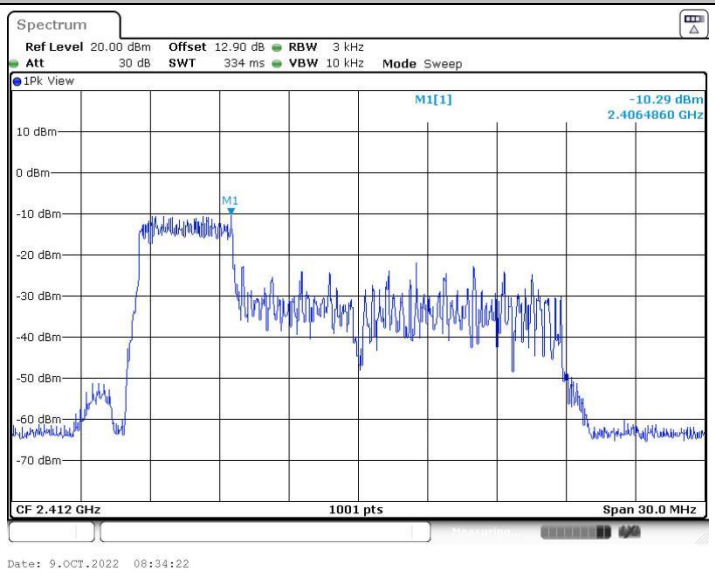

11AX20SISO_Ant2_2412_106Tone_RU53

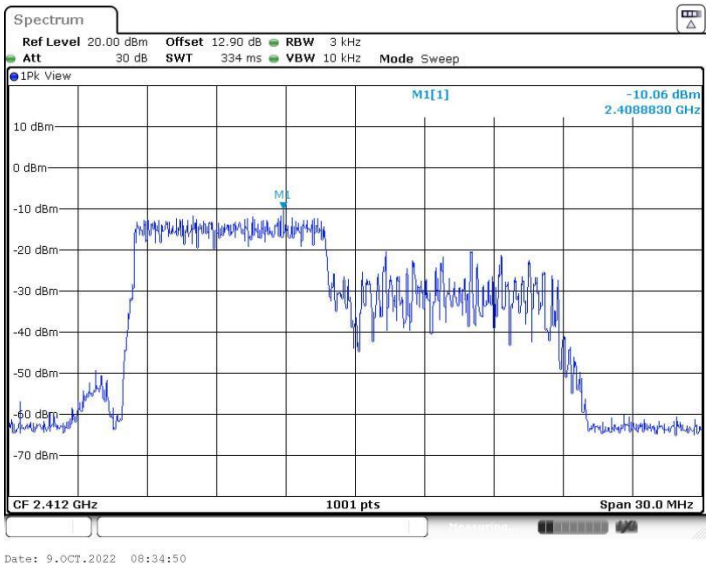

11AX20SISO_Ant1_2437_26Tone_RU0

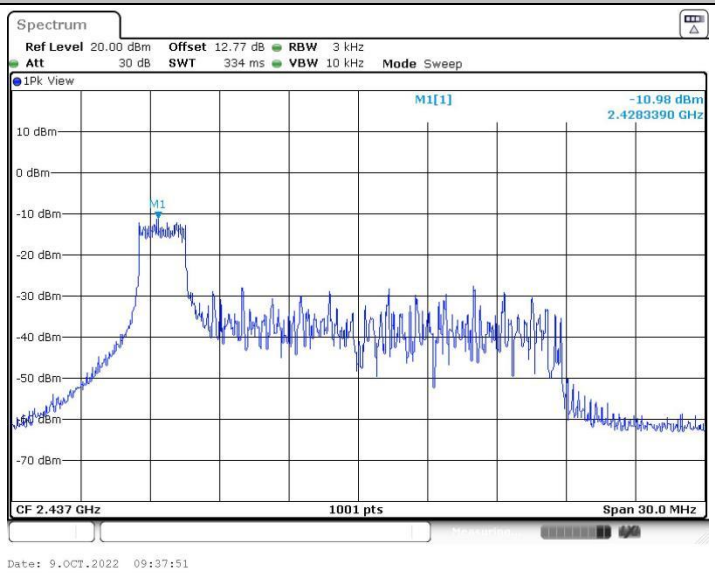

11AX20SISO_Ant1_2437_52Tone_RU37

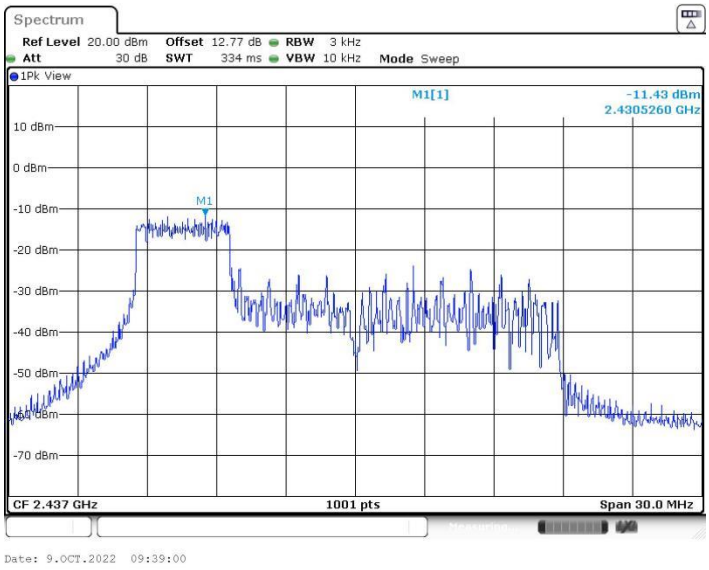

11AX20SISO_Ant1_2437_106Tone_RU53

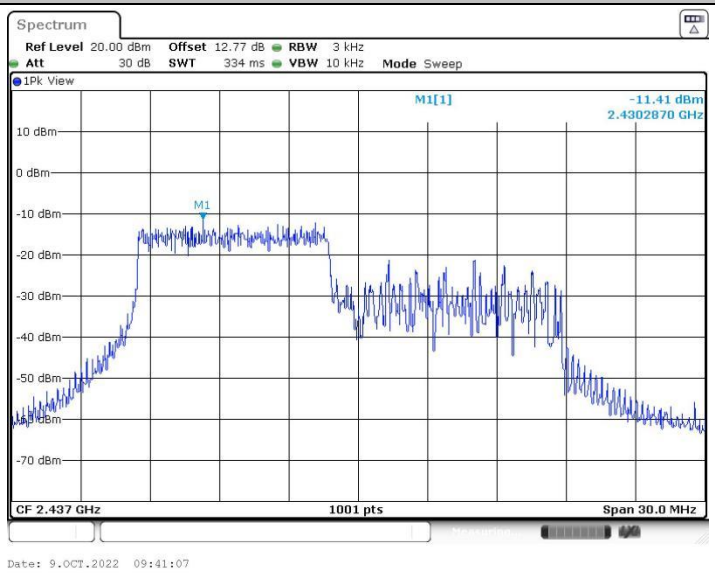

11AX20SISO_Ant2_2437_26Tone_RU0

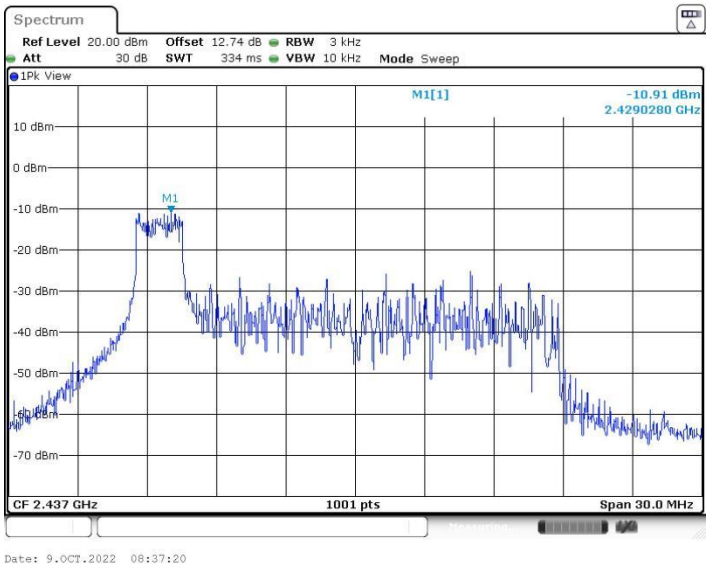

11AX20SISO_Ant2_2437_52Tone_RU37

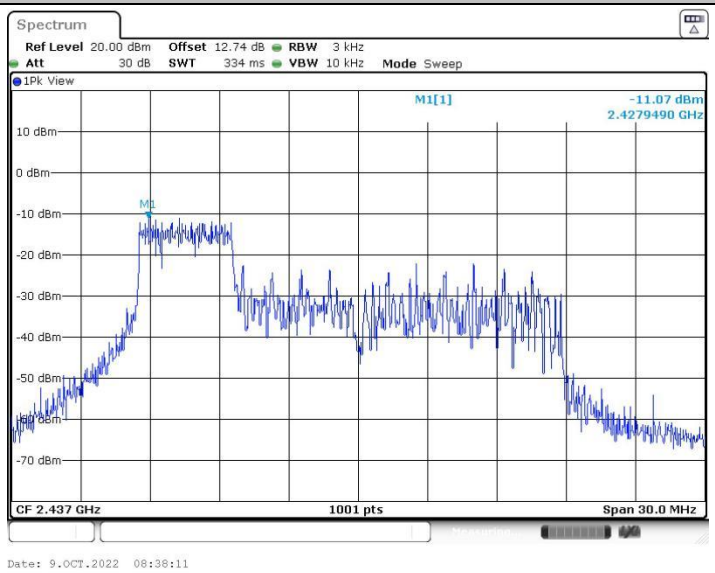

11AX20SISO_Ant2_2437_106Tone_RU53

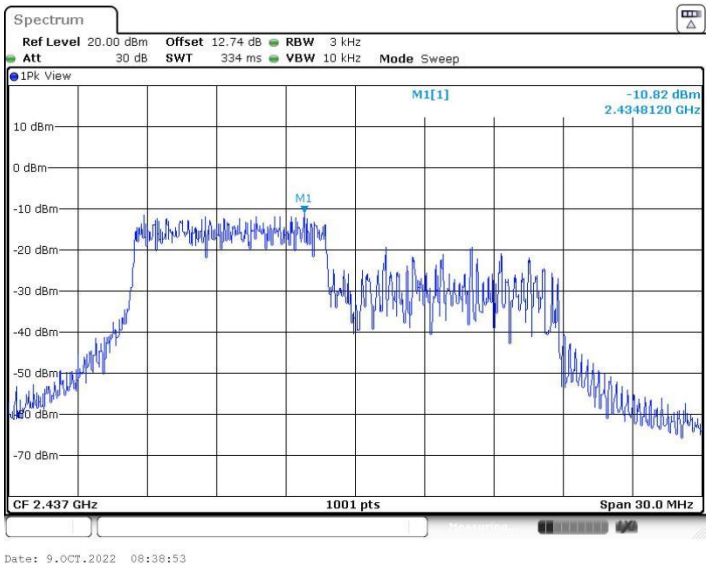

11AX20SISO_Ant1_2462_26Tone_RU8

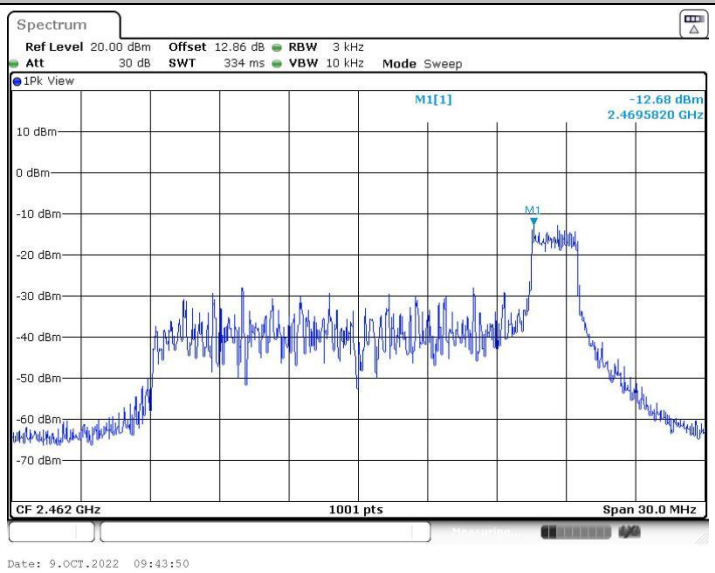

11AX20SISO_Ant1_2462_52Tone_RU40

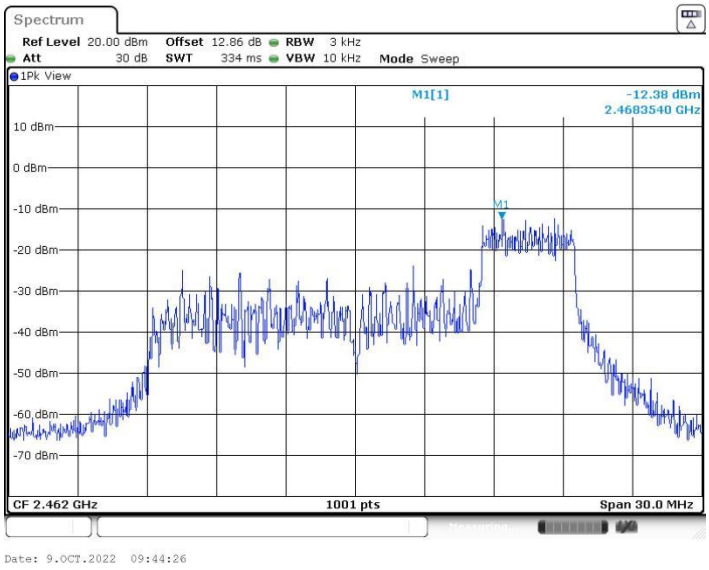

11AX20SISO_Ant1_2462_106Tone_RU54

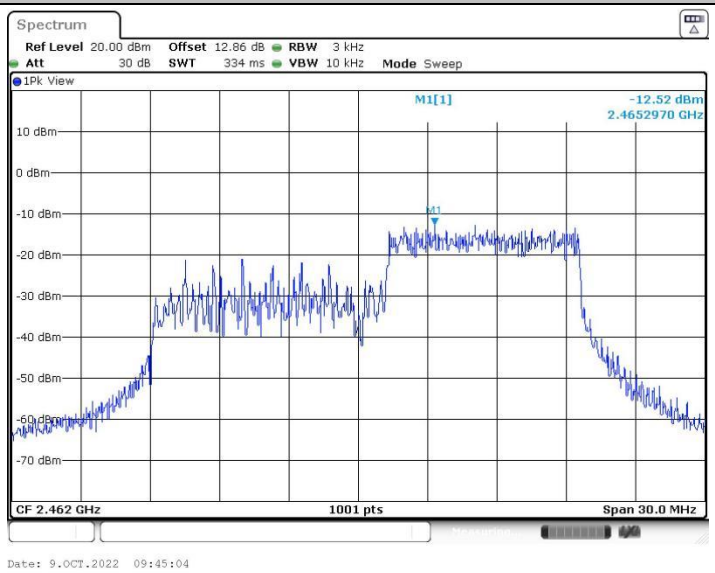

11AX20SISO_Ant2_2462_26Tone_RU8

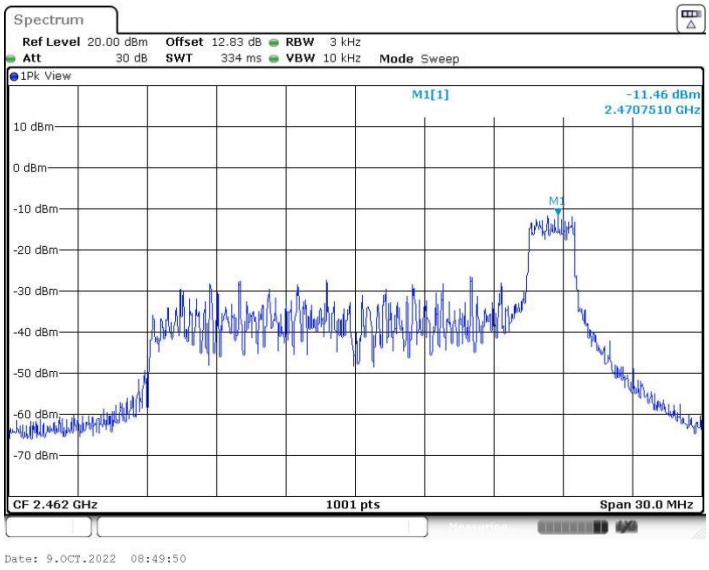

11AX20SISO_Ant2_2462_52Tone_RU40

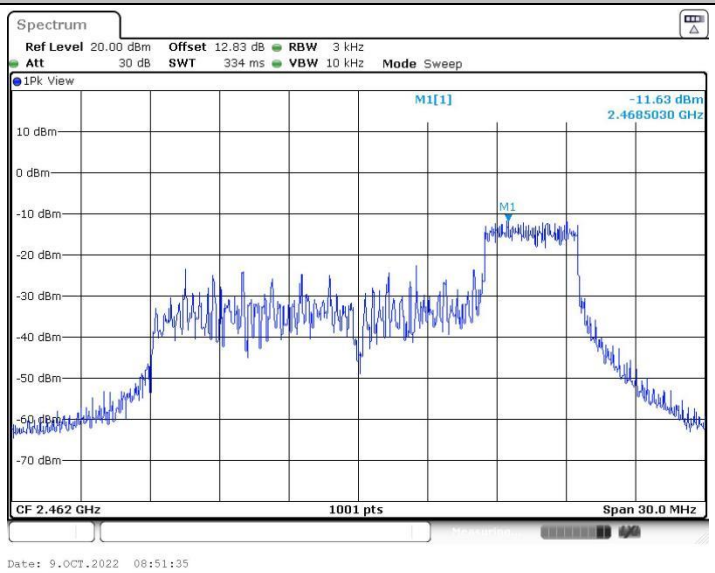

11AX20SISO_Ant2_2462_106Tone_RU54

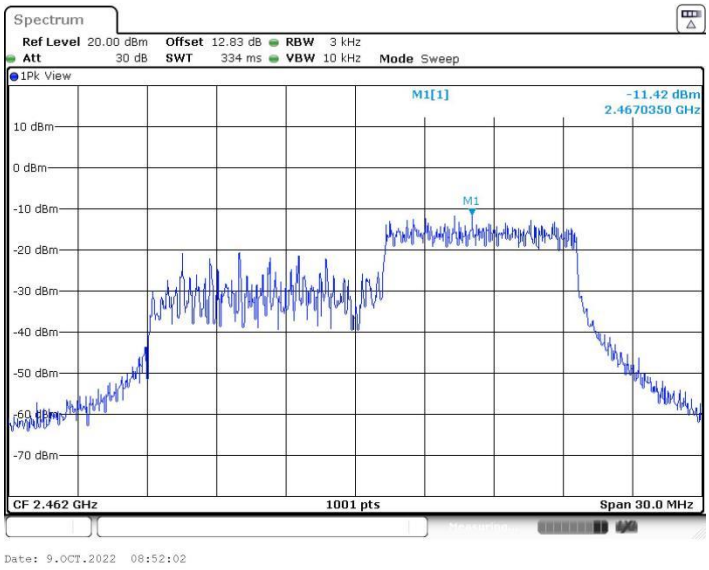

11AX20SISO_Ant1_2467_26Tone_RU8

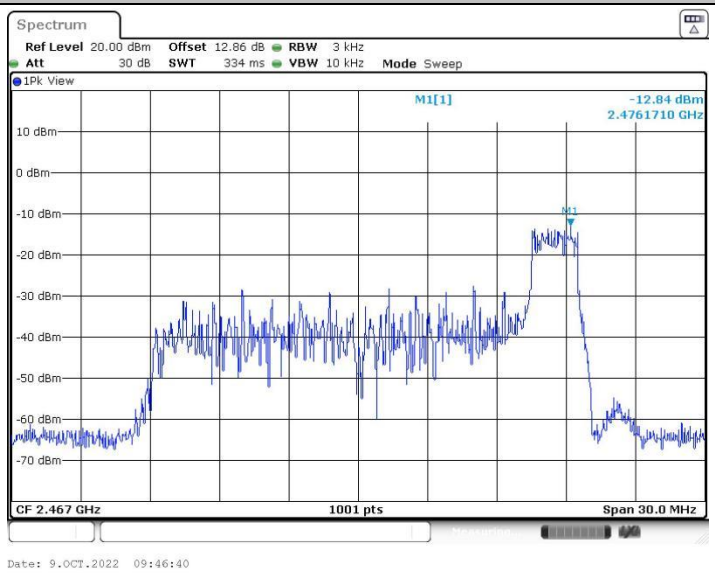

11AX20SISO_Ant1_2467_52Tone_RU40

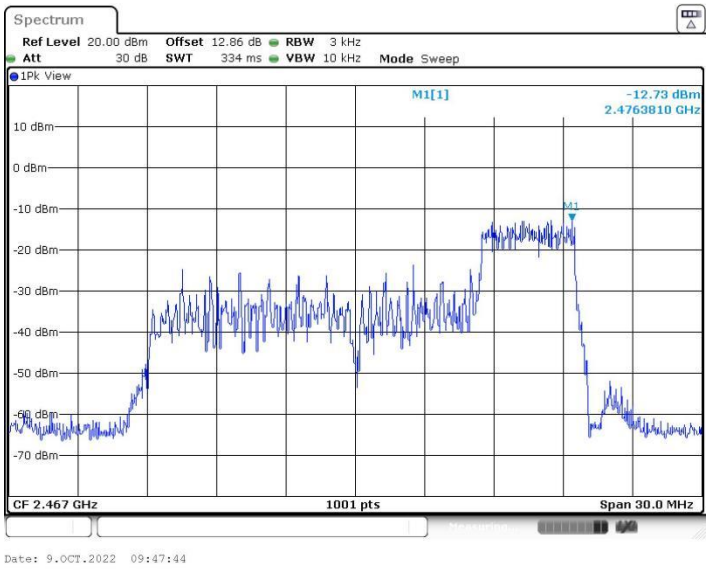

11AX20SISO_Ant1_2467_106Tone_RU54

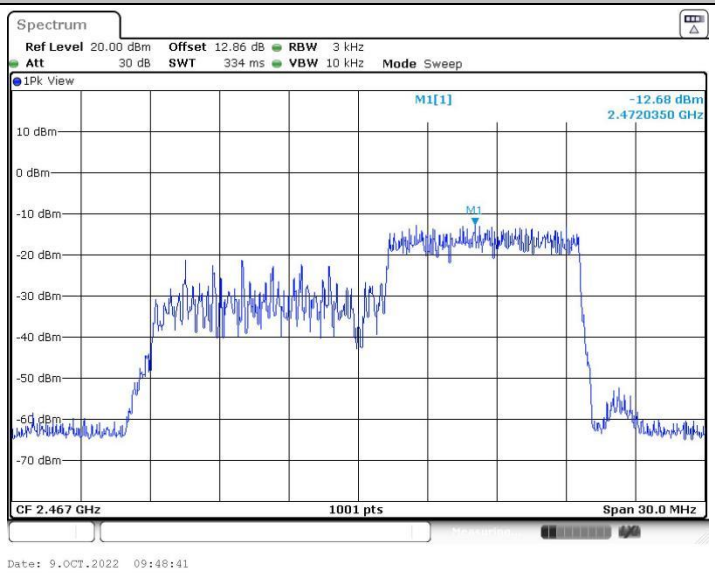

11AX20SISO_Ant2_2467_26Tone_RU8

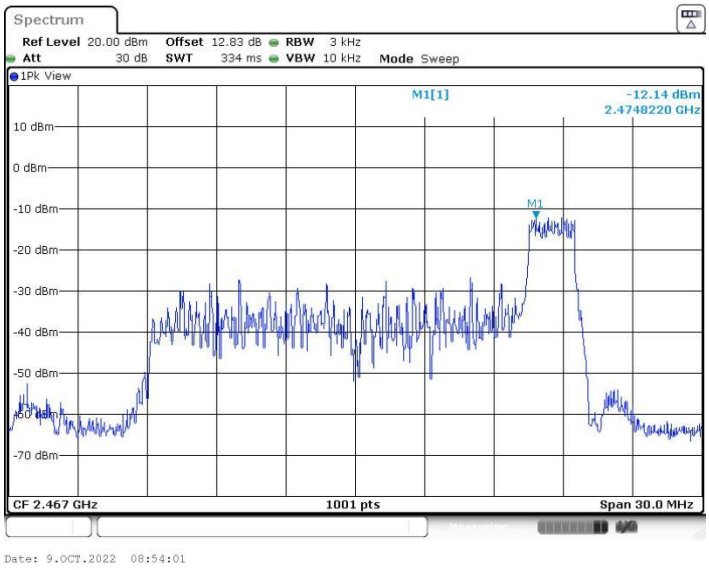

11AX20SISO_Ant2_2467_52Tone_RU40

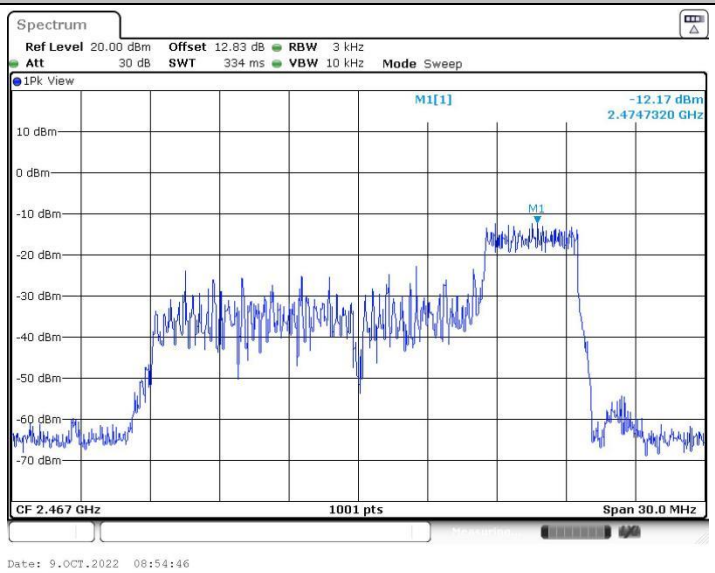

11AX20SISO_Ant2_2467_106Tone_RU54

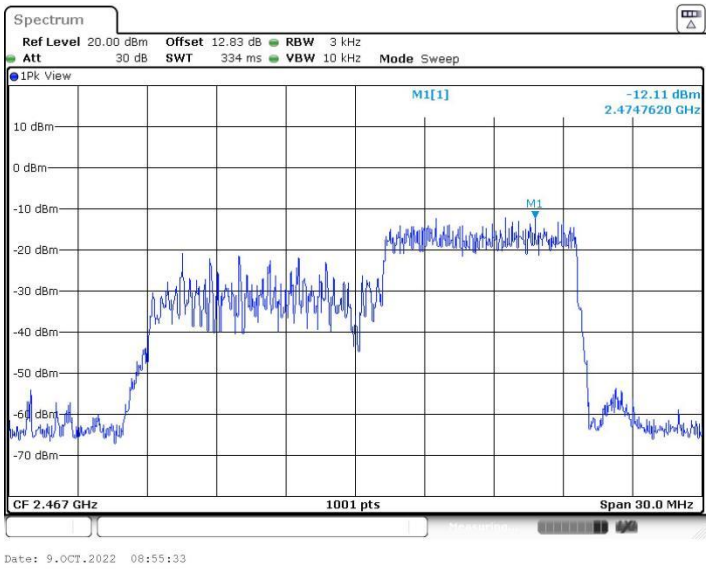

11AX20SISO_Ant1_2472_26Tone_RU8

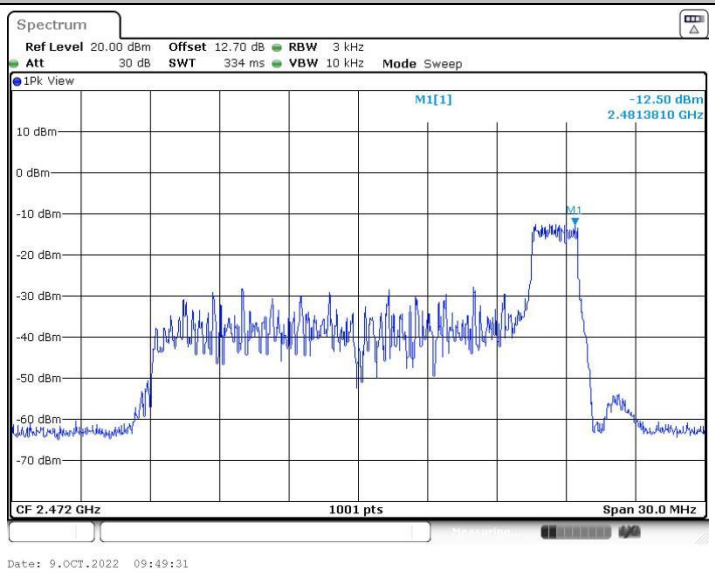

11AX20SISO_Ant1_2472_52Tone_RU40

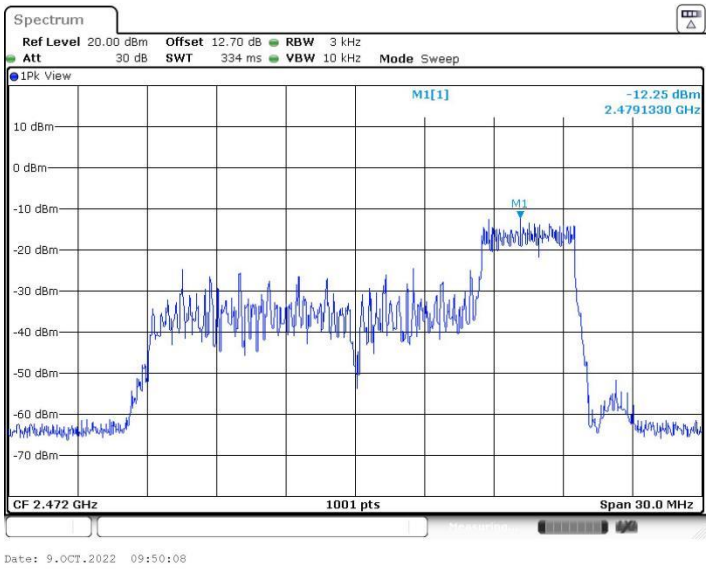

11AX20SISO_Ant1_2472_106Tone_RU54

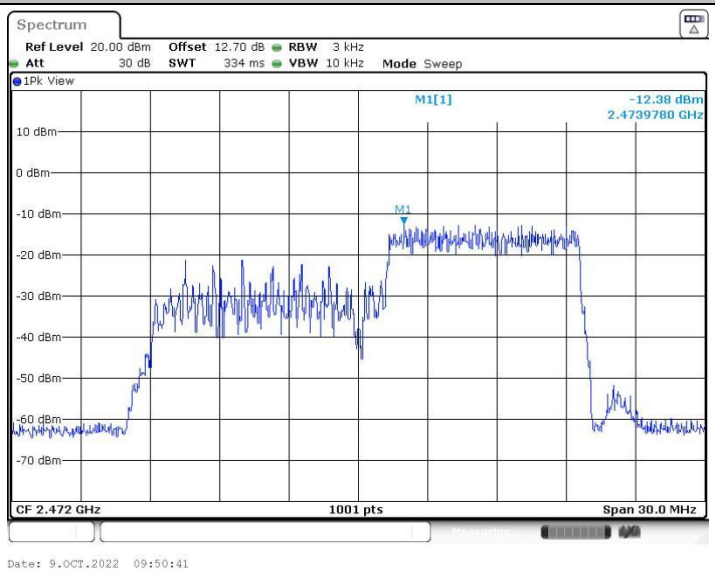

11AX20SISO_Ant2_2472_26Tone_RU8

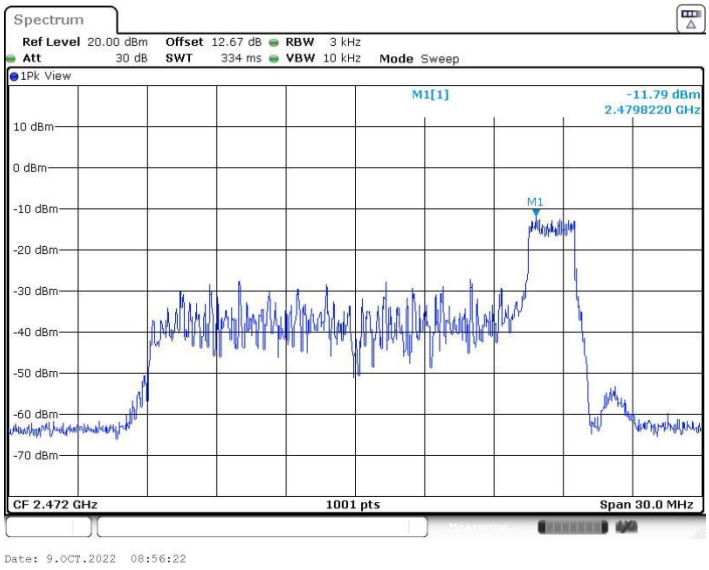

11AX20SISO_Ant2_2472_52Tone_RU40

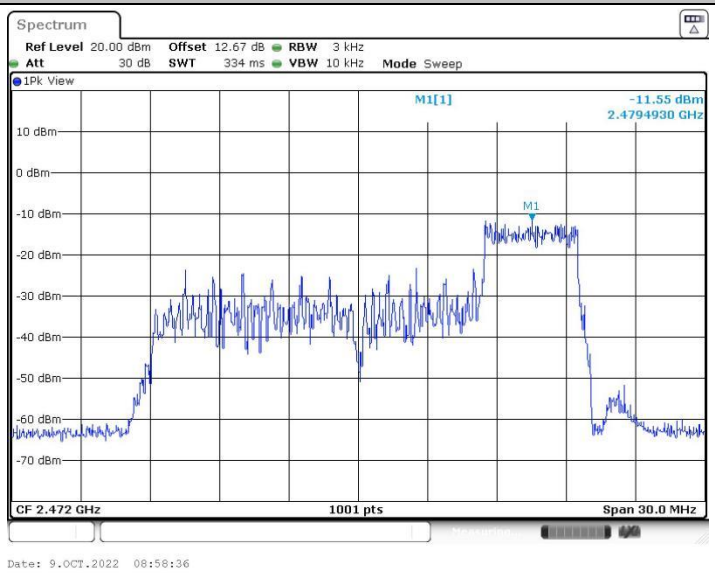

11AX20SISO_Ant2_2472_106Tone_RU54

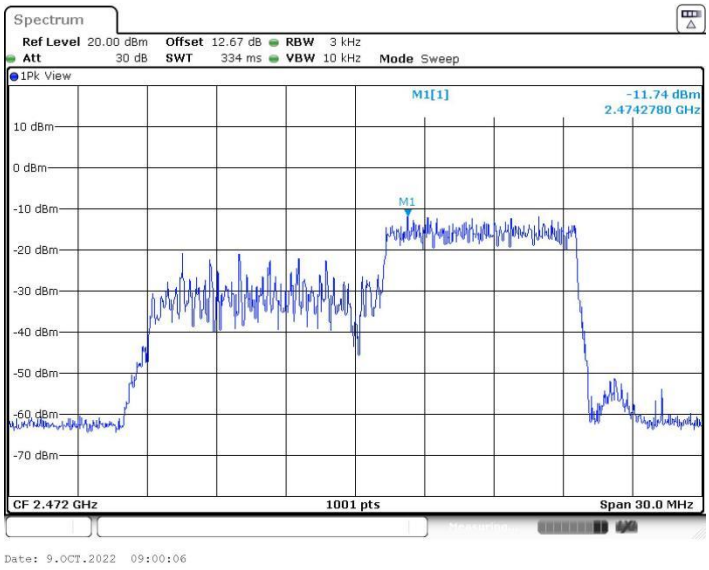

Appendix B. AC Conducted Emission Test Results

Test Engineer :	Amos Zhang	**Temperature :**	24.2~25.6℃
		Relative Humidity :	37~39%
Test Voltage :	120Vac / 60Hz	**Phase :**	Line
Remark :	All emissions not reported here are more than 10 dB below the prescribed limit.		

Full Spectrum

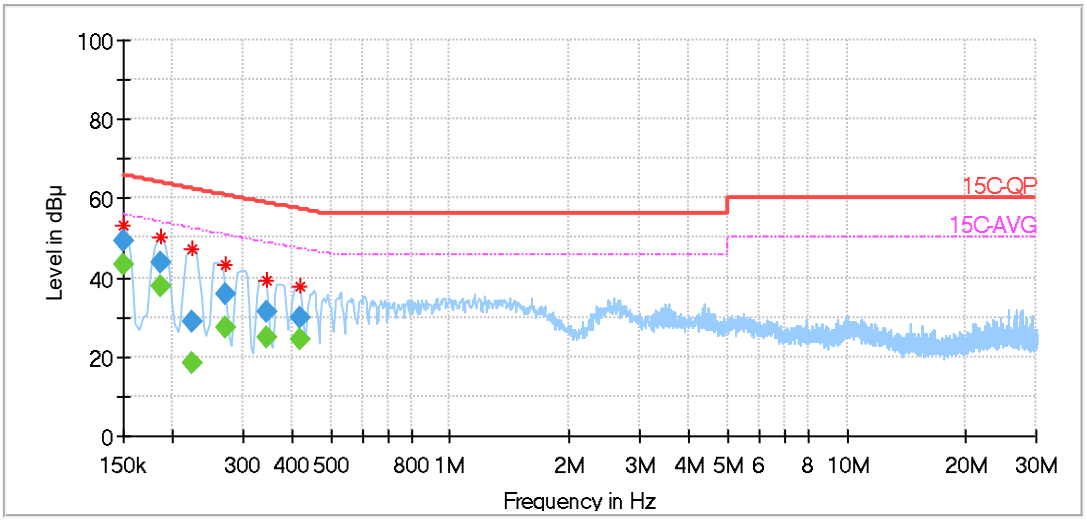

Final_Result

Frequency (MHz)	QuasiPeak (dBuV)	CAverage (dBuV)	Limit (dBuV)	Margin (dB)	Line	Filter	Corr. (dB)
0.150000	---	43.49	56.00	12.51	L1	OFF	20.1
0.150000	49.10	---	66.00	16.90	L1	OFF	20.1
0.187312	---	37.68	54.00	16.32	L1	OFF	20.0
0.187312	43.63	---	64.03	20.40	L1	OFF	20.0
0.223856	---	18.23	52.45	34.22	L1	OFF	20.0
0.223856	28.65	---	62.49	33.84	L1	OFF	20.0
0.270169	---	27.51	50.87	23.36	L1	OFF	19.9
0.270169	35.92	---	60.91	24.99	L1	OFF	19.9
0.345562	---	24.89	48.86	23.97	L1	OFF	19.9
0.345562	31.56	---	58.90	27.33	L1	OFF	19.9
0.420188	---	24.42	47.33	22.90	L1	OFF	19.8
0.420188	29.96	---	57.35	27.39	L1	OFF	19.8

Test Engineer :	Amos Zhang	**Temperature :**	24.2~25.6℃
		Relative Humidity :	37~39%
Test Voltage :	120Vac / 60Hz	**Phase :**	Neutral
Remark :	All emissions not reported here are more than 10 dB below the prescribed limit.		

Full Spectrum

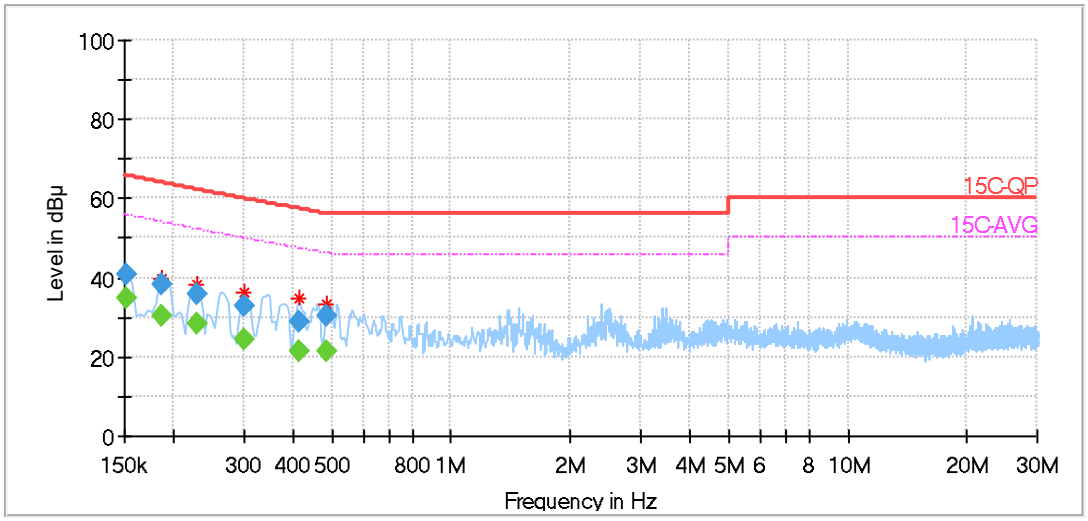

Final_Result

Frequency (MHz)	QuasiPeak (dBuV)	CAverage (dBuV)	Limit (dBuV)	Margin (dB)	Line	Filter	Corr. (dB)
0.152250	---	35.01	55.86	20.85	N	OFF	20.2
0.152250	40.59	---	65.87	25.28	N	OFF	20.2
0.187312	---	30.43	54.00	23.57	N	OFF	20.2
0.187312	38.26	---	64.03	25.77	N	OFF	20.2
0.229126	---	28.11	52.26	24.14	N	OFF	20.1
0.229126	35.82	---	62.29	26.47	N	OFF	20.1
0.301500	---	24.41	49.96	25.55	N	OFF	20.0
0.301500	32.85	---	60.00	27.15	N	OFF	20.0
0.414919	---	21.62	47.42	25.80	N	OFF	19.9
0.414919	28.96	---	57.44	28.48	N	OFF	19.9
0.487294	---	21.49	46.19	24.71	N	OFF	19.9
0.487294	30.58	---	56.20	25.62	N	OFF	19.9

Note: Margin (dB) = Peak/Average (dBµV) – Limit (dBµV)

Appendix C. Radiated Spurious Emission

2.4GHz 2400~2483.5MHz---ANT 1

WIFI 802.11b (Band Edge @ 3m)

WIFI Ant. 1	Note	Frequency (MHz)	Level (dBµV/m)	Over Limit (dB)	Limit Line (dBµV/m)	Read Level (dBµV)	Antenna Factor (dB/m)	Path Loss (dB)	Preamp Factor (dB)	Ant Pos (cm)	Table Pos (deg)	Peak Avg. (P/A)	Pol. (H/V)
802.11b CH 01 2412MHz		2389.95	50.1	-23.9	74	47.11	32.4	7.1	36.51	202	182	P	H
		2388.13	39.99	-14.01	54	37	32.4	7.1	36.51	202	182	A	H
	*	2412	102.12	-	-	99.21	32.39	7.13	36.61	202	182	P	H
	*	2412	99.62	-	-	96.71	32.39	7.13	36.61	202	182	A	H
		2380.33	50.02	-23.98	74	47.16	32.31	7.1	36.55	273	96	P	V
		2388.13	39.55	-14.45	54	36.56	32.4	7.1	36.51	273	96	A	V
	*	2412	102.21	-	-	99.3	32.39	7.13	36.61	273	96	P	V
	*	2412	99.61	-	-	96.7	32.39	7.13	36.61	273	96	A	V
802.11b CH 11 2462MHz		2492.02	48.96	-25.04	74	46.48	32.33	7.28	37.13	129	181	P	H
		2488.66	38.11	-15.89	54	35.66	32.33	7.25	37.13	129	181	A	H
	*	2462	101.43	-	-	98.77	32.36	7.22	36.92	129	181	P	H
	*	2462	98.93	-	-	96.27	32.36	7.22	36.92	129	181	A	H
		2485.42	48.41	-25.59	74	45.84	32.34	7.25	37.02	300	76	P	V
		2483.5	37.46	-16.54	54	34.89	32.34	7.25	37.02	300	76	A	V
	*	2462	100.82	-	-	98.16	32.36	7.22	36.92	300	76	P	V
	*	2462	98.31	-	-	95.65	32.36	7.22	36.92	300	76	A	V
Remark	1. No other spurious found. 2. All results are PASS against Peak and Average limit line.												

WIFI	Note	Frequency	Level	Over	Limit	Read	Antenna	Path	Preamp	Ant	Table	Peak	Pol.
Ant.				Limit	Line	Level	Factor	Loss	Factor	Pos	Pos	Avg.	
1		(MHz)	(dBµV/m)	(dB)	(dBµV/m)	(dBµV)	(dB/m)	(dB)	(dB)	(cm)	(deg)	(P/A)	(H/V)
802.11b CH 12 2467MHz		2483.92	49.87	-24.13	74	47.3	32.34	7.25	37.02	376	351	P	H
		2483.68	40.84	-13.16	54	38.27	32.34	7.25	37.02	376	351	A	H
	*	2466	101.62	-	-	98.96	32.36	7.22	36.92	376	351	P	H
	*	2466	99.06	-	-	96.4	32.36	7.22	36.92	376	351	A	H
		2484.52	49.23	-24.77	74	46.66	32.34	7.25	37.02	302	77	P	V
		2483.68	38.74	-15.26	54	36.17	32.34	7.25	37.02	302	77	A	V
	*	2466	100.37	-	-	97.71	32.36	7.22	36.92	302	77	P	V
	*	2466	97.89	-	-	95.23	32.36	7.22	36.92	302	77	A	V
802.11b CH 13 2472MHz		2483.62	52.69	-21.31	74	50.12	32.34	7.25	37.02	218	351	P	H
		2484.82	45.88	-8.12	54	43.31	32.34	7.25	37.02	218	351	A	H
	*	2472	101.24	-	-	98.7	32.34	7.22	37.02	218	351	P	H
	*	2472	98.72	-	-	96.18	32.34	7.22	37.02	218	351	A	H
		2484.94	52.99	-21.01	74	50.42	32.34	7.25	37.02	232	87	P	V
		2484.7	45.12	-8.88	54	42.55	32.34	7.25	37.02	232	87	A	V
	*	2472	101.94	-	-	99.4	32.34	7.22	37.02	232	87	P	V
	*	2472	99.44	-	-	96.9	32.34	7.22	37.02	232	87	A	V
Remark	1. No other spurious found. 2. All results are PASS against Peak and Average limit line.												

2.4GHz 2400~2483.5MHz

WIFI 802.11b (Harmonic @ 3m)

WIFI Ant. 1	Note	Frequency (MHz)	Level (dBμV/m)	Over Limit (dB)	Limit Line (dBμV/m)	Read Level (dBμV)	Antenna Factor (dB/m)	Path Loss (dB)	Preamp Factor (dB)	Ant Pos (cm)	Table Pos (deg)	Peak Avg. (P/A)	Pol. (H/V)
802.11b CH 01 2412MHz		4830	41.68	-32.32	74	62.69	34	10.25	65.26	300	0	P	H
		4830	40.42	-33.58	74	61.43	34	10.25	65.26	100	0	P	V
802.11b CH 06 2437MHz		4875	40.09	-33.91	74	61.08	34	10.29	65.28	300	0	P	H
		7305	41.01	-32.99	74	59.21	35.76	12.72	66.68	300	0	P	H
		4875	40.25	-33.75	74	61.24	34	10.29	65.28	100	0	P	V
		7305	41.78	-32.22	74	59.98	35.76	12.72	66.68	100	0	P	V
802.11b CH 11 2462MHz		4920	42.18	-31.82	74	63.14	34	10.34	65.3	300	0	P	H
		7380	41.55	-32.45	74	59.95	35.78	12.73	66.91	300	0	P	H
		4920	42.6	-31.4	74	63.56	34	10.34	65.3	100	0	P	V
		7380	41.2	-32.8	74	59.6	35.78	12.73	66.91	100	0	P	V
Remark	1. No other spurious found. 2. All results are PASS against Peak and Average limit line.												

WIFI Ant. 1	Note	Frequency (MHz)	Level (dBμV/m)	Over Limit (dB)	Limit Line (dBμV/m)	Read Level (dBμV)	Antenna Factor (dB/m)	Path Loss (dB)	Preamp Factor (dB)	Ant Pos (cm)	Table Pos (deg)	Peak Avg. (P/A)	Pol. (H/V)
802.11b CH 12 2467MHz		4935	41.92	-32.08	74	62.85	34	10.37	65.3	300	0	P	H
		7401	41.95	-32.05	74	60.46	35.78	12.73	67.02	300	0	P	H
		4934	41.78	-32.22	74	62.71	34	10.37	65.3	100	0	P	V
		7395	41.36	-32.64	74	59.81	35.78	12.73	66.96	100	0	P	V
802.11b CH 13 2472MHz		4950	42.24	-31.76	74	63.16	34	10.39	65.31	300	0	P	H
		7416	42.21	-31.79	74	60.69	35.78	12.76	67.02	300	0	P	H
		4944	42.35	-31.65	74	63.27	34	10.39	65.31	100	0	P	V
		7410	41.93	-32.07	74	60.44	35.78	12.73	67.02	100	0	P	V
Remark	1. No other spurious found. 2. All results are PASS against Peak and Average limit line.												

2.4GHz 2400~2483.5MHz

WIFI 802.11g (Band Edge @ 3m)

WIFI Ant. 1	Note	Frequency (MHz)	Level (dBµV/m)	Over Limit (dB)	Limit Line (dBµV/m)	Read Level (dBµV)	Antenna Factor (dB/m)	Path Loss (dB)	Preamp Factor (dB)	Ant Pos (cm)	Table Pos (deg)	Peak Avg. (P/A)	Pol. (H/V)
802.11g CH 01 2412MHz		2389.95	51.27	-22.73	74	48.28	32.4	7.1	36.51	297	175	P	H
		2389.69	41.2	-12.8	54	38.21	32.4	7.1	36.51	297	175	A	H
	*	2414	104.04	-	-	101.13	32.39	7.13	36.61	297	175	P	H
	*	2412	96.93	-	-	94.02	32.39	7.13	36.61	297	175	A	H
		2389.3	51.66	-22.34	74	48.67	32.4	7.1	36.51	135	282	P	V
		2389.95	41.12	-12.88	54	38.13	32.4	7.1	36.51	135	282	A	V
	*	2408	103.88	-	-	100.97	32.39	7.13	36.61	135	282	P	V
	*	2412	96.27	-	-	93.36	32.39	7.13	36.61	135	282	A	V
802.11g CH 11 2462MHz		2483.5	50.63	-23.37	74	48.06	32.34	7.25	37.02	319	173	P	H
		2483.5	40.51	-13.49	54	37.94	32.34	7.25	37.02	319	173	A	H
	*	2464	104.12	-	-	101.46	32.36	7.22	36.92	319	173	P	H
	*	2462	96.56	-	-	93.9	32.36	7.22	36.92	319	173	A	H
		2483.5	49.12	-24.88	74	46.55	32.34	7.25	37.02	299	278	P	V
		2483.5	38.92	-15.08	54	36.35	32.34	7.25	37.02	299	278	A	V
	*	2462	102.74	-	-	100.08	32.36	7.22	36.92	299	278	P	V
	*	2462	95.54	-	-	92.88	32.36	7.22	36.92	299	278	A	V
Remark	1. No other spurious found. 2. All results are PASS against Peak and Average limit line.												

WIFI	Note	Frequency	Level	Over	Limit	Read	Antenna	Path	Preamp	Ant	Table	Peak	Pol.
Ant.				Limit	Line	Level	Factor	Loss	Factor	Pos	Pos	Avg.	
1		(MHz)	(dBµV/m)	(dB)	(dBµV/m)	(dBµV)	(dB/m)	(dB)	(dB)	(cm)	(deg)	(P/A)	(H/V)
802.11g CH 12 2467MHz		2484.22	53.97	-20.03	74	51.4	32.34	7.25	37.02	326	5	P	H
		2483.5	43.3	-10.7	54	40.73	32.34	7.25	37.02	326	5	A	H
	*	2470	104.05	-	-	101.39	32.36	7.22	36.92	326	5	P	H
	*	2468	96.63	-	-	93.97	32.36	7.22	36.92	326	5	A	H
		2487.52	51.71	-22.29	74	49.26	32.33	7.25	37.13	100	246	P	V
		2483.5	41.21	-12.79	54	38.64	32.34	7.25	37.02	100	246	A	V
	*	2470	103.45	-	-	100.79	32.36	7.22	36.92	100	246	P	V
	*	2468	96.14	-	-	93.48	32.36	7.22	36.92	100	246	A	V
802.11g CH 13 2472MHz		2484.46	57.34	-16.66	74	54.77	32.34	7.25	37.02	363	4	P	H
		2484.16	49.06	-4.94	54	46.49	32.34	7.25	37.02	363	4	A	H
	*	2468	101.32	-	-	98.66	32.36	7.22	36.92	363	4	P	H
	*	2472	93.98	-	-	91.44	32.34	7.22	37.02	363	4	A	H
		2484.16	54.56	-19.44	74	51.99	32.34	7.25	37.02	100	248	P	V
		2484.22	46.46	-7.54	54	43.89	32.34	7.25	37.02	100	248	A	V
	*	2474	100.67	-	-	98.1	32.34	7.25	37.02	100	248	P	V
	*	2472	93.75	-	-	91.21	32.34	7.22	37.02	100	248	A	V
Remark	1. No other spurious found. 2. All results are PASS against Peak and Average limit line.												

2.4GHz 2400~2483.5MHz

WIFI 802.11g (Harmonic @ 3m)

WIFI Ant. 1	Note	Frequency (MHz)	Level (dBμV/m)	Over Limit (dB)	Limit Line (dBμV/m)	Read Level (dBμV)	Antenna Factor (dB/m)	Path Loss (dB)	Preamp Factor (dB)	Ant Pos (cm)	Table Pos (deg)	Peak Avg. (P/A)	Pol. (H/V)
802.11g CH 01 2412MHz		4830	40.45	-33.55	74	61.46	34	10.25	65.26	300	0	P	H
		4830	40.92	-33.08	74	61.93	34	10.25	65.26	100	0	P	V
802.11g CH 06 2437MHz		4875	40.15	-33.85	74	61.14	34	10.29	65.28	300	0	P	H
		7305	42.29	-31.71	74	60.49	35.76	12.72	66.68	300	0	P	H
		4875	39.83	-34.17	74	60.82	34	10.29	65.28	100	0	P	V
		7305	41.29	-32.71	74	59.49	35.76	12.72	66.68	100	0	P	V
802.11g CH 11 2462MHz		4920	40.31	-33.69	74	61.27	34	10.34	65.3	300	0	P	H
		7380	41.7	-32.3	74	60.1	35.78	12.73	66.91	300	0	P	H
		4920	41.17	-32.83	74	62.13	34	10.34	65.3	100	0	P	V
		7380	41.84	-32.16	74	60.24	35.78	12.73	66.91	100	0	P	V
Remark	1. No other spurious found. 2. All results are PASS against Peak and Average limit line.												

WIFI Ant. 1	Note	Frequency (MHz)	Level (dBμV/m)	Over Limit (dB)	Limit Line (dBμV/m)	Read Level (dBμV)	Antenna Factor (dB/m)	Path Loss (dB)	Preamp Factor (dB)	Ant Pos (cm)	Table Pos (deg)	Peak Avg. (P/A)	Pol. (H/V)
802.11g CH 12 2467MHz		4935	39.82	-34.18	74	60.75	34	10.37	65.3	300	0	P	H
		7401	42.25	-31.75	74	60.76	35.78	12.73	67.02	300	0	P	H
		4935	39.63	-34.37	74	60.56	34	10.37	65.3	100	0	P	V
		7401	41.3	-32.7	74	59.81	35.78	12.73	67.02	100	0	P	V
802.11g CH 13 2472MHz		4950	39.93	-34.07	74	60.85	34	10.39	65.31	300	0	P	H
		7416	41.35	-32.65	74	59.83	35.78	12.76	67.02	300	0	P	H
		4950	40.37	-33.63	74	61.29	34	10.39	65.31	100	0	P	V
		7416	41.6	-32.4	74	60.08	35.78	12.76	67.02	100	0	P	V
Remark	1. No other spurious found. 2. All results are PASS against Peak and Average limit line.												

2.4GHz 2400~2483.5MHz

WIFI 802.11ax HE20 Full (Band Edge @ 3m)

WIFI Ant. 1	Note	Frequency (MHz)	Level (dBµV/m)	Over Limit (dB)	Limit Line (dBµV/m)	Read Level (dBµV)	Antenna Factor (dB/m)	Path Loss (dB)	Preamp Factor (dB)	Ant Pos (cm)	Table Pos (deg)	Peak Avg. (P/A)	Pol. (H/V)
802.11ax HE20 Full CH 01 2412MHz		2386.57	50.92	-23.08	74	47.93	32.4	7.1	36.51	296	172	P	H
		2389.95	40.56	-13.44	54	37.57	32.4	7.1	36.51	296	172	A	H
	*	2412	107.62	-	-	104.71	32.39	7.13	36.61	296	172	P	H
	*	2412	96.98	-	-	94.07	32.39	7.13	36.61	296	172	A	H
		2378.9	50.82	-23.18	74	47.96	32.31	7.1	36.55	162	282	P	V
		2389.95	40.06	-13.94	54	37.07	32.4	7.1	36.51	162	282	A	V
	*	2412	104.92	-	-	102.01	32.39	7.13	36.61	162	282	P	V
	*	2412	96.33	-	-	93.42	32.39	7.13	36.61	162	282	A	V
8802.11ax HE20 Full CH 11 2462MHz		2483.56	54.01	-19.99	74	51.44	32.34	7.25	37.02	318	173	P	H
		2483.5	41.98	-12.02	54	39.41	32.34	7.25	37.02	318	173	A	H
	*	2462	106.81	-	-	104.15	32.36	7.22	36.92	318	173	P	H
	*	2462	96.69	-	-	94.03	32.36	7.22	36.92	318	173	A	H
		2483.5	50.98	-23.02	74	48.41	32.34	7.25	37.02	300	277	P	V
		2483.5	39.98	-14.02	54	37.41	32.34	7.25	37.02	300	277	A	V
	*	2464	104.77	-	-	102.11	32.36	7.22	36.92	300	277	P	V
	*	2462	95.67	-	-	93.01	32.36	7.22	36.92	300	277	A	V
Remark	1. No other spurious found. 2. All results are PASS against Peak and Average limit line.												

WIFI	Note	Frequency	Level	Over	Limit	Read	Antenna	Path	Preamp	Ant	Table	Peak	Pol.
Ant. 1		(MHz)	(dBµV/m)	Limit (dB)	Line (dBµV/m)	Level (dBµV)	Factor (dB/m)	Loss (dB)	Factor (dB)	Pos (cm)	Pos (deg)	Avg. (P/A)	(H/V)
802.11ax HE20 Full CH 12 2467MHz		2487.34	57.71	-16.29	74	55.14	32.34	7.25	37.02	256	172	P	H
		2487.28	43.57	-10.43	54	41	32.34	7.25	37.02	256	172	A	H
	*	2468	106.34	-	-	103.68	32.36	7.22	36.92	256	172	P	H
	*	2468	96.59	-	-	93.93	32.36	7.22	36.92	256	172	A	H
		2487.94	56.32	-17.68	74	53.87	32.33	7.25	37.13	100	253	P	V
		2486.32	42.28	-11.72	54	39.71	32.34	7.25	37.02	100	253	A	V
	*	2470	106.01	-	-	103.35	32.36	7.22	36.92	100	253	P	V
	*	2468	96.67	-	-	94.01	32.36	7.22	36.92	100	253	A	V
802.11ax HE20 Full CH 13 2472MHz		2483.98	64.79	-9.21	74	62.22	32.34	7.25	37.02	100	32	P	H
		2483.5	50.66	-3.34	54	48.09	32.34	7.25	37.02	100	32	A	H
	*	2472	105.17	-	-	102.63	32.34	7.22	37.02	100	32	P	H
	*	2472	95.03	-	-	92.49	32.34	7.22	37.02	100	32	A	H
		2488.24	60.5	-13.5	74	58.05	32.33	7.25	37.13	234	86	P	V
		2483.5	49.1	-4.9	54	46.53	32.34	7.25	37.02	234	86	A	V
	*	2472	105.78	-	-	103.24	32.34	7.22	37.02	234	86	P	V
	*	2472	95.85	-	-	93.31	32.34	7.22	37.02	234	86	A	V
Remark	1. No other spurious found. 2. All results are PASS against Peak and Average limit line.												

2.4GHz 2400~2483.5MHz

WIFI 802.11 ax HE20 Full (Harmonic @ 3m)

WIFI Ant. 1	Note	Frequency (MHz)	Level (dBμV/m)	Over Limit (dB)	Limit Line (dBμV/m)	Read Level (dBμV)	Antenna Factor (dB/m)	Path Loss (dB)	Preamp Factor (dB)	Ant Pos (cm)	Table Pos (deg)	Peak Avg. (P/A)	Pol. (H/V)
802.11ax HE20 Full CH 01 2412MHz		4830	40.59	-33.41	74	61.6	34	10.25	65.26	300	0	P	H
		4830	40.7	-33.3	74	61.71	34	10.25	65.26	100	0	P	V
802.11ax HE20 Full CH 06 2437MHz		4875	40.14	-33.86	74	61.13	34	10.29	65.28	300	0	P	H
		7305	40.93	-33.07	74	59.13	35.76	12.72	66.68	300	0	P	H
		4875	39.75	-34.25	74	60.74	34	10.29	65.28	100	0	P	V
		7305	41.53	-32.47	74	59.73	35.76	12.72	66.68	100	0	P	V
802.11ax HE20 Full CH 11 2462MHz		4920	39.54	-34.46	74	60.5	34	10.34	65.3	300	0	P	H
		7380	42.09	-31.91	74	60.49	35.78	12.73	66.91	300	0	P	H
		4920	39.72	-34.28	74	60.68	34	10.34	65.3	100	0	P	V
		7380	41.11	-32.89	74	59.51	35.78	12.73	66.91	100	0	P	V
Remark	1. No other spurious found. 2. All results are PASS against Peak and Average limit line.												

WIFI Ant. 1	Note	Frequency (MHz)	Level (dBμV/m)	Over Limit (dB)	Limit Line (dBμV/m)	Read Level (dBμV)	Antenna Factor (dB/m)	Path Loss (dB)	Preamp Factor (dB)	Ant Pos (cm)	Table Pos (deg)	Peak Avg. (P/A)	Pol. (H/V)
802.11ax HE20 Full CH 12 2467MHz		4935	40.25	-33.75	74	61.18	34	10.37	65.3	300	0	P	H
		7401	41.56	-32.44	74	60.07	35.78	12.73	67.02	300	0	P	H
		4934	39.6	-34.4	74	60.53	34	10.37	65.3	100	0	P	V
		7395	42.37	-31.63	74	60.82	35.78	12.73	66.96	100	0	P	V
802.11ax HE20 Full CH 13 2472MHz		4950	40.79	-33.21	74	61.71	34	10.39	65.31	300	0	P	H
		7416	41.59	-32.41	74	60.07	35.78	12.76	67.02	300	0	P	H
		4944	40.55	-33.45	74	61.47	34	10.39	65.31	100	0	P	V
		7410	41.5	-32.5	74	60.01	35.78	12.73	67.02	100	0	P	V
Remark	1. No other spurious found. 2. All results are PASS against Peak and Average limit line.												

2.4GHz 2400~2483.5MHz

WIFI 802.11ax HE20 Partial 26 (Band Edge @ 3m)

WIFI Ant. 1	Note	Frequency (MHz)	Level (dBµV/m)	Over Limit (dB)	Limit Line (dBµV/m)	Read Level (dBµV)	Antenna Factor (dB/m)	Path Loss (dB)	Preamp Factor (dB)	Ant Pos (cm)	Table Pos (deg)	Peak Avg. (P/A)	Pol. (H/V)
802.11ax HE20 Partial 26/0 CH 01 2412MHz		2367.07	48.85	-25.15	74	46.14	32.22	7.07	36.58	233	27	P	H
		2377.08	39.19	-14.81	54	36.36	32.31	7.07	36.55	233	27	A	H
		2404	104.96	-	-	102.05	32.39	7.13	36.61	233	27	P	H
		2404	96.01	-	-	93.1	32.39	7.13	36.61	233	27	A	H
		2384.36	48.69	-25.31	74	45.83	32.31	7.1	36.55	224	92	P	V
		2369.02	39	-15	54	36.17	32.31	7.07	36.55	224	92	A	V
		2404	104.45	-	-	101.54	32.39	7.13	36.61	224	92	P	V
		2404	95.5	-	-	92.59	32.39	7.13	36.61	224	92	A	V
802.11ax HE20 Partial 26/8 CH 11 2462MHz		2499.22	48.14	-25.86	74	45.66	32.33	7.28	37.13	242	30	P	H
		2493.1	38.38	-15.62	54	35.9	32.33	7.28	37.13	242	30	A	H
		2470	102.47	-	-	99.81	32.36	7.22	36.92	242	30	P	H
		2470	94.96	-	-	92.3	32.36	7.22	36.92	242	30	A	H
		2496.4	48.3	-25.7	74	45.82	32.33	7.28	37.13	230	97	P	V
		2490.76	38.43	-15.57	54	35.98	32.33	7.25	37.13	230	97	A	V
		2470	104.47	-	-	101.81	32.36	7.22	36.92	230	97	P	V
		2470	95.86	-	-	93.2	32.36	7.22	36.92	230	97	A	V
Remark	3. No other spurious found. 4. All results are PASS against Peak and Average limit line.												

802.11ax HE20 Partial 26/8 CH 12 2467MHz		2483.5	48.11	-25.89	74	45.54	32.34	7.25	37.02	311	329	P	H
		2483.92	38.55	-15.45	54	35.98	32.34	7.25	37.02	311	329	A	H
		2476	107.07	-	-	104.5	32.34	7.25	37.02	311	329	P	H
		2476	98.16	-	-	95.59	32.34	7.25	37.02	311	329	A	H
		2497.12	48.28	-25.72	74	45.8	32.33	7.28	37.13	126	295	P	V
		2484.94	38.42	-15.58	54	35.85	32.34	7.25	37.02	126	295	A	V
		2476	104.75	-	-	102.18	32.34	7.25	37.02	126	295	P	V
		2476	96.09	-	-	93.52	32.34	7.25	37.02	126	295	A	V
802.11ax HE20 Partial 26/8 CH 13 2472MHz		2483.62	66.36	-7.64	74	63.79	32.34	7.25	37.02	100	3	P	H
		2483.5	50.3	-3.7	54	47.73	32.34	7.25	37.02	100	3	A	H
		2482	99.81	-	-	97.24	32.34	7.25	37.02	100	3	P	H
		2480	90.51	-	-	87.94	32.34	7.25	37.02	100	3	A	H
		2483.5	65.39	-8.61	74	62.82	32.34	7.25	37.02	100	295	P	V
		2483.56	50.31	-3.69	54	47.74	32.34	7.25	37.02	100	295	A	V
		2480	100.65	-	-	98.08	32.34	7.25	37.02	100	295	P	V
		2480	90.44	-	-	87.87	32.34	7.25	37.02	100	295	A	V
Remark	5. No other spurious found. 6. All results are PASS against Peak and Average limit line.												

2.4GHz 2400~2483.5MHz

WIFI 802.11ax HE20 Partial 52 (Band Edge @ 3m)

WIFI Ant. 1	Note	Frequency (MHz)	Level (dBµV/m)	Over Limit (dB)	Limit Line (dBµV/m)	Read Level (dBµV)	Antenna Factor (dB/m)	Path Loss (dB)	Preamp Factor (dB)	Ant Pos (cm)	Table Pos (deg)	Peak Avg. (P/A)	Pol. (H/V)
802.11ax HE20 Partial 52/37 CH 01 2412MHz		2389.69	48.63	-25.37	74	45.64	32.4	7.1	36.51	227	25	P	H
		2385.53	39.94	-14.06	54	36.95	32.4	7.1	36.51	227	25	A	H
		2406	104.61	-	-	101.7	32.39	7.13	36.61	227	25	P	H
		2404	95.99	-	-	93.08	32.39	7.13	36.61	227	25	A	H
		2360.18	48.52	-25.48	74	45.81	32.22	7.07	36.58	224	90	P	V
		2372.01	39.84	-14.16	54	37.01	32.31	7.07	36.55	224	90	A	V
		2404	105.82	-	-	102.91	32.39	7.13	36.61	224	90	P	V
		2404	96.26	-	-	93.35	32.39	7.13	36.61	224	90	A	V
802.11ax HE20 Partial 52/40 CH 11 2462MHz		2495.02	48.08	-25.92	74	45.6	32.33	7.28	37.13	271	29	P	H
		2490.64	38.87	-15.13	54	36.42	32.33	7.25	37.13	271	29	A	H
		2470	103.9	-	-	101.24	32.36	7.22	36.92	271	29	P	H
		2468	95.73	-	-	93.07	32.36	7.22	36.92	271	29	A	H
		2484.46	47.75	-26.25	74	45.18	32.34	7.25	37.02	232	96	P	V
		2490.82	39.05	-14.95	54	36.6	32.33	7.25	37.13	232	96	A	V
		2468	104.79	-	-	102.13	32.36	7.22	36.92	232	96	P	V
		2470	96.36	-	-	93.7	32.36	7.22	36.92	232	96	A	V

802.11ax HE20 Partial 52/40 CH 12 2467MHz		2485.3	49.42	-24.58	74	46.85	32.34	7.25	37.02	315	2	P	H
		2485.6	40.74	-13.26	54	38.17	32.34	7.25	37.02	315	2	A	H
		2474	106.97	-	-	104.4	32.34	7.25	37.02	315	2	P	H
		2474	98.82	-	-	96.25	32.34	7.25	37.02	315	2	A	H
		2484.7	49.12	-24.88	74	46.55	32.34	7.25	37.02	100	293	P	V
		2484.94	40.36	-13.64	54	37.79	32.34	7.25	37.02	100	293	A	V
		2476	105.47	-	-	102.9	32.34	7.25	37.02	100	293	P	V
		2476	97.59	-	-	95.02	32.34	7.25	37.02	100	293	A	V
802.11ax HE20 Partial 52/40 CH 13 2472MHz		2483.56	62.38	-11.62	74	59.81	32.34	7.25	37.02	100	3	P	H
		2483.62	49.96	-4.04	54	47.39	32.34	7.25	37.02	100	3	A	H
		2480	93.56	-	-	90.99	32.34	7.25	37.02	100	3	P	H
		2478	86.1	-	-	83.53	32.34	7.25	37.02	100	3	A	H
		2483.56	61.99	-12.01	74	59.42	32.34	7.25	37.02	100	293	P	V
		2483.5	50.6	-3.4	54	48.03	32.34	7.25	37.02	100	293	A	V
		2478	95.44	-	-	92.87	32.34	7.25	37.02	100	293	P	V
		2478	86.14	-	-	83.57	32.34	7.25	37.02	100	293	A	V
Remark	1. No other spurious found. 2. All results are PASS against Peak and Average limit line.												

2.4GHz 2400~2483.5MHz

WIFI 802.11ax HE20 Partial 106 (Band Edge @ 3m)

WIFI Ant. 1	Note	Frequency (MHz)	Level (dBµV/m)	Over Limit (dB)	Limit Line (dBµV/m)	Read Level (dBµV)	Antenna Factor (dB/m)	Path Loss (dB)	Preamp Factor (dB)	Ant Pos (cm)	Table Pos (deg)	Peak Avg. (P/A)	Pol. (H/V)
802.11ax HE20 Partial 106/53 CH 01 2412MHz		2381.63	50.57	-23.43	74	47.71	32.31	7.1	36.55	150	181	P	H
		2386.83	41.7	-12.3	54	38.71	32.4	7.1	36.51	150	181	A	H
		2404	106.12	-	-	103.21	32.39	7.13	36.61	150	181	P	H
		2408	97.39	-	-	94.48	32.39	7.13	36.61	150	181	A	H
		2376.95	49.44	-24.56	74	46.61	32.31	7.07	36.55	224	87	P	V
		2388.78	41.53	-12.47	54	38.54	32.4	7.1	36.51	224	87	A	V
		2410	104.01	-	-	101.1	32.39	7.13	36.61	224	87	P	V
		2410	96.95	-	-	94.04	32.39	7.13	36.61	224	87	A	V
802.11ax HE20 Partial 106/54 CH 11 2462MHz		2491.24	50.4	-23.6	74	47.95	32.33	7.25	37.13	170	183	P	H
		2484.88	43.34	-10.66	54	40.77	32.34	7.25	37.02	170	183	A	H
		2470	104.78	-	-	102.12	32.36	7.22	36.92	170	183	P	H
		2468	96.8	-	-	94.14	32.36	7.22	36.92	170	183	A	H
		2494.18	48.55	-25.45	74	46.07	32.33	7.28	37.13	180	78	P	V
		2491.18	39.25	-14.75	54	36.8	32.33	7.25	37.13	180	78	A	V
		2466	104.72	-	-	102.06	32.36	7.22	36.92	180	78	P	V
		2466	96.11	-	-	93.45	32.36	7.22	36.92	180	78	A	V
Remark	3. No other spurious found. 4. All results are PASS against Peak and Average limit line.												

802.11ax HE20 Partial 106/54 CH 12 2467MHz		2483.8	59.33	-14.67	74	56.76	32.34	7.25	37.02	318	0	P	H
		2483.62	49.79	-4.21	54	47.22	32.34	7.25	37.02	318	0	A	H
		2472	106.98	-	-	104.44	32.34	7.22	37.02	318	0	P	H
		2472	98.04	-	-	95.5	32.34	7.22	37.02	318	0	A	H
		2483.62	65.78	-8.22	74	63.21	32.34	7.25	37.02	100	294	P	V
		2483.74	50.54	-3.46	54	47.97	32.34	7.25	37.02	100	294	A	V
		2476	105.98	-	-	103.41	32.34	7.25	37.02	100	294	P	V
		2476	97.55	-	-	94.98	32.34	7.25	37.02	100	294	A	V
802.11ax HE20 Partial 106/54 CH 13 2472MHz		2483.5	59.8	-14.2	74	57.23	32.34	7.25	37.02	100	2	P	H
		2483.56	47.86	-6.14	54	45.29	32.34	7.25	37.02	100	2	A	H
		2480	90.44	-	-	87.87	32.34	7.25	37.02	100	2	P	H
		2480	82.57	-	-	80	32.34	7.25	37.02	100	2	A	H
		2483.5	58.89	-15.11	74	56.32	32.34	7.25	37.02	100	295	P	V
		2483.5	50.53	-3.47	54	47.96	32.34	7.25	37.02	100	295	A	V
		2478	92.65	-	-	90.08	32.34	7.25	37.02	100	295	P	V
		2480	83.98	-	-	81.41	32.34	7.25	37.02	100	295	A	V
Remark	5. No other spurious found. 6. All results are PASS against Peak and Average limit line.												

2.4GHz 2400~2483.5MHz---ANT 2

WIFI 802.11b (Band Edge @ 3m)

WIFI	Note	Frequency	Level	Over	Limit	Read	Antenna	Path	Preamp	Ant	Table	Peak	Pol.
Ant.				Limit	Line	Level	Factor	Loss	Factor	Pos	Pos	Avg.	
2		(MHz)	(dBµV/m)	(dB)	(dBµV/m)	(dBµV)	(dB/m)	(dB)	(dB)	(cm)	(deg)	(P/A)	(H/V)
802.11b CH 01 2412MHz		2389.95	50.11	-23.89	74	47.47	32.4	7.1	36.86	199	135	P	H
		2372.66	41.13	-12.87	54	38.62	32.31	7.07	36.87	199	135	A	H
	*	2412	105.04	-	-	102.37	32.39	7.13	36.85	199	135	P	H
	*	2412	102.49	-	-	99.82	32.39	7.13	36.85	199	135	A	H
		2385.01	49.19	-24.81	74	46.65	32.31	7.1	36.87	311	136	P	V
		2384.88	39.1	-14.9	54	36.56	32.31	7.1	36.87	311	136	A	V
	*	2412	102.4	-	-	99.73	32.39	7.13	36.85	311	136	P	V
	*	2412	99.95	-	-	97.28	32.39	7.13	36.85	311	136	A	V
802.11b CH 11 2462MHz		2485.6	50.62	-23.38	74	47.85	32.34	7.25	36.82	236	128	P	H
		2486.08	39.67	-14.33	54	36.9	32.34	7.25	36.82	236	128	A	H
	*	2462	105.77	-	-	103.02	32.36	7.22	36.83	236	128	P	H
	*	2462	103.25	-	-	100.5	32.36	7.22	36.83	236	128	A	H
		2495.92	48.86	-25.14	74	46.06	32.33	7.28	36.81	300	134	P	V
		2485.96	38.26	-15.74	54	35.49	32.34	7.25	36.82	300	134	A	V
	*	2462	102.26	-	-	99.51	32.36	7.22	36.83	300	134	P	V
	*	2462	99.73	-	-	96.98	32.36	7.22	36.83	300	134	A	V
Remark	3. No other spurious found. 4. All results are PASS against Peak and Average limit line.												

WIFI	Note	Frequency	Level	Over	Limit	Read	Antenna	Path	Preamp	Ant	Table	Peak	Pol.
Ant.				Limit	Line	Level	Factor	Loss	Factor	Pos	Pos	Avg.	
2		(MHz)	(dBµV/m)	(dB)	(dBµV/m)	(dBµV)	(dB/m)	(dB)	(dB)	(cm)	(deg)	(P/A)	(H/V)
802.11b CH 12 2467MHz		2483.8	51.82	-22.18	74	49.05	32.34	7.25	36.82	236	126	P	H
		2483.74	43.97	-10.03	54	41.2	32.34	7.25	36.82	236	126	A	H
	*	2466	105.39	-	-	102.64	32.36	7.22	36.83	236	126	P	H
	*	2466	102.9	-	-	100.15	32.36	7.22	36.83	236	126	A	H
		2486.02	50.17	-23.83	74	47.4	32.34	7.25	36.82	300	131	P	V
		2483.74	41.23	-12.77	54	38.46	32.34	7.25	36.82	300	131	A	V
	*	2466	101.63	-	-	98.88	32.36	7.22	36.83	300	131	P	V
	*	2468	99.21	-	-	96.46	32.36	7.22	36.83	300	131	A	V
802.11b CH 13 2472MHz		2484.58	54.95	-19.05	74	52.18	32.34	7.25	36.82	213	125	P	H
		2484.82	49.9	-4.1	54	47.13	32.34	7.25	36.82	213	125	A	H
	*	2472	104.8	-	-	102.06	32.34	7.22	36.82	213	125	P	H
	*	2472	102.29	-	-	99.55	32.34	7.22	36.82	213	125	A	H
		2483.5	52.26	-21.74	74	49.49	32.34	7.25	36.82	300	131	P	V
		2484.82	44.93	-9.07	54	42.16	32.34	7.25	36.82	300	131	A	V
	*	2472	101.07	-	-	98.33	32.34	7.22	36.82	300	131	P	V
	*	2472	98.57	-	-	95.83	32.34	7.22	36.82	300	131	A	V
Remark	3. No other spurious found. 4. All results are PASS against Peak and Average limit line.												

2.4GHz 2400~2483.5MHz

WIFI 802.11b (Harmonic @ 3m)

WIFI Ant. 2	Note	Frequency (MHz)	Level (dBμV/m)	Over Limit (dB)	Limit Line (dBμV/m)	Read Level (dBμV)	Antenna Factor (dB/m)	Path Loss (dB)	Preamp Factor (dB)	Ant Pos (cm)	Table Pos (deg)	Peak Avg. (P/A)	Pol. (H/V)
802.11b CH 01 2412MHz		4830	44.95	-29.05	74	66.08	34	10.25	65.38	300	0	P	H
		4830	43.43	-30.57	74	64.56	34	10.25	65.38	100	0	P	V
802.11b CH 06 2437MHz		4875	45.33	-28.67	74	66.46	34	10.29	65.42	300	0	P	H
		7305	42.92	-31.08	74	60.35	35.76	12.72	65.91	300	0	P	H
		4875	44.43	-29.57	74	65.56	34	10.29	65.42	100	0	P	V
		7305	43.04	-30.96	74	60.47	35.76	12.72	65.91	100	0	P	V
802.11b CH 11 2462MHz		4920	46.83	-27.17	74	67.94	34	10.34	65.45	300	0	P	H
		7380	43.67	-30.33	74	61.27	35.78	12.73	66.11	300	0	P	H
		4920	46.32	-27.68	74	67.43	34	10.34	65.45	100	0	P	V
		7380	46.05	-27.95	74	63.65	35.78	12.73	66.11	100	0	P	V
Remark	3. No other spurious found. 4. All results are PASS against Peak and Average limit line.												

WIFI Ant. 2	Note	Frequency (MHz)	Level (dBμV/m)	Over Limit (dB)	Limit Line (dBμV/m)	Read Level (dBμV)	Antenna Factor (dB/m)	Path Loss (dB)	Preamp Factor (dB)	Ant Pos (cm)	Table Pos (deg)	Peak Avg. (P/A)	Pol. (H/V)
802.11b CH 12 2467MHz		4935	46.29	-27.71	74	67.37	34	10.37	65.45	300	0	P	H
		7401	43.36	-30.64	74	61.06	35.78	12.73	66.21	300	0	P	H
		4935	46.64	-27.36	74	67.72	34	10.37	65.45	100	0	P	V
		7395	44.96	-29.04	74	62.61	35.78	12.73	66.16	100	0	P	V
802.11b CH 13 2472MHz		4950	46.99	-27.01	74	68.06	34	10.39	65.46	300	0	P	H
		7416	42.48	-31.52	74	60.15	35.78	12.76	66.21	300	0	P	H
		4950	46.5	-27.5	74	67.57	34	10.39	65.46	100	0	P	V
		7410	44.07	-29.93	74	61.77	35.78	12.73	66.21	100	0	P	V
Remark	3. No other spurious found. 4. All results are PASS against Peak and Average limit line.												

2.4GHz 2400~2483.5MHz

WIFI 802.11g (Band Edge @ 3m)

WIFI Ant. 2	Note	Frequency (MHz)	Level (dBµV/m)	Over Limit (dB)	Limit Line (dBµV/m)	Read Level (dBµV)	Antenna Factor (dB/m)	Path Loss (dB)	Preamp Factor (dB)	Ant Pos (cm)	Table Pos (deg)	Peak Avg. (P/A)	Pol. (H/V)
802.11g CH 01 2412MHz		2387.22	50.66	-23.34	74	48.02	32.4	7.1	36.86	198	139	P	H
		2388.78	40.56	-13.44	54	37.92	32.4	7.1	36.86	198	139	A	H
	*	2414	101.71	-	-	99.04	32.39	7.13	36.85	198	139	P	H
	*	2412	94.1	-	-	91.43	32.39	7.13	36.85	198	139	A	H
		2388.78	48.58	-25.42	74	45.94	32.4	7.1	36.86	311	135	P	V
		2389.3	39.3	-14.7	54	36.66	32.4	7.1	36.86	311	135	A	V
	*	2414	99.97	-	-	97.3	32.39	7.13	36.85	311	135	P	V
	*	2412	92.43	-	-	89.76	32.39	7.13	36.85	311	135	A	V
802.11g CH 11 2462MHz		2483.5	51.48	-22.52	74	48.71	32.34	7.25	36.82	239	128	P	H
		2483.5	42.01	-11.99	54	39.24	32.34	7.25	36.82	239	128	A	H
	*	2464	104.24	-	-	101.49	32.36	7.22	36.83	239	128	P	H
	*	2464	96.44	-	-	93.69	32.36	7.22	36.83	239	128	A	H
		2485.24	49.87	-24.13	74	47.1	32.34	7.25	36.82	304	138	P	V
		2483.5	39.98	-14.02	54	37.21	32.34	7.25	36.82	304	138	A	V
	*	2464	101.24	-	-	98.49	32.36	7.22	36.83	304	138	P	V
	*	2462	93.84	-	-	91.09	32.36	7.22	36.83	304	138	A	V
Remark	7. No other spurious found. 8. All results are PASS against Peak and Average limit line.												

WIFI	Note	Frequency	Level	Over	Limit	Read	Antenna	Path	Preamp	Ant	Table	Peak	Pol.
Ant.				Limit	Line	Level	Factor	Loss	Factor	Pos	Pos	Avg.	
2		(MHz)	(dBµV/m)	(dB)	(dBµV/m)	(dBµV)	(dB/m)	(dB)	(dB)	(cm)	(deg)	(P/A)	(H/V)
802.11g CH 12 2467MHz		2487.34	54.75	-19.25	74	51.98	32.34	7.25	36.82	238	137	P	H
		2483.5	43.89	-10.11	54	41.12	32.34	7.25	36.82	238	137	A	H
	*	2462	103.74	-	-	100.99	32.36	7.22	36.83	238	137	P	H
	*	2466	96.62	-	-	93.87	32.36	7.22	36.83	238	137	A	H
		2486.98	52.7	-21.3	74	49.93	32.34	7.25	36.82	301	131	P	V
		2485.96	41.92	-12.08	54	39.15	32.34	7.25	36.82	301	131	A	V
	*	2470	100.57	-	-	97.82	32.36	7.22	36.83	301	131	P	V
	*	2468	93.14	-	-	90.39	32.36	7.22	36.83	301	131	A	V
802.11g CH 13 2472MHz		2484.1	58.9	-15.1	74	56.13	32.34	7.25	36.82	212	136	P	H
		2484.16	50.89	-3.11	54	48.12	32.34	7.25	36.82	212	136	A	H
	*	2474	102.48	-	-	99.71	32.34	7.25	36.82	212	136	P	H
	*	2472	94.98	-	-	92.24	32.34	7.22	36.82	212	136	A	H
		2484.22	55.85	-18.15	74	53.08	32.34	7.25	36.82	300	130	P	V
		2484.16	47.12	-6.88	54	44.35	32.34	7.25	36.82	300	130	A	V
	*	2468	98.46	-	-	95.71	32.36	7.22	36.83	300	130	P	V
	*	2472	91.21	-	-	88.47	32.34	7.22	36.82	300	130	A	V
Remark	3. No other spurious found. 4. All results are PASS against Peak and Average limit line.												

2.4GHz 2400~2483.5MHz

WIFI 802.11g (Harmonic @ 3m)

WIFI Ant. 2	Note	Frequency (MHz)	Level (dBμV/m)	Over Limit (dB)	Limit Line (dBμV/m)	Read Level (dBμV)	Antenna Factor (dB/m)	Path Loss (dB)	Preamp Factor (dB)	Ant Pos (cm)	Table Pos (deg)	Peak Avg. (P/A)	Pol. (H/V)
802.11g CH 01 2412MHz		4830	40.7	-33.3	74	61.83	34	10.25	65.38	300	0	P	H
		4830	40.49	-33.51	74	61.62	34	10.25	65.38	100	0	P	V
802.11g CH 06 2437MHz		4875	41.55	-32.45	74	62.68	34	10.29	65.42	300	0	P	H
		7305	42.34	-31.66	74	59.77	35.76	12.72	65.91	300	0	P	H
		4875	40.57	-33.43	74	61.7	34	10.29	65.42	100	0	P	V
		7305	41.57	-32.43	74	59	35.76	12.72	65.91	100	0	P	V
802.11g CH 11 2462MHz		4920	42.38	-31.62	74	63.49	34	10.34	65.45	300	0	P	H
		7380	42.59	-31.41	74	60.19	35.78	12.73	66.11	300	0	P	H
		4920	41.22	-32.78	74	62.33	34	10.34	65.45	100	0	P	V
		7380	42.09	-31.91	74	59.69	35.78	12.73	66.11	100	0	P	V
Remark	3. No other spurious found. 4. All results are PASS against Peak and Average limit line.												

WIFI Ant. 2	Note	Frequency (MHz)	Level (dBμV/m)	Over Limit (dB)	Limit Line (dBμV/m)	Read Level (dBμV)	Antenna Factor (dB/m)	Path Loss (dB)	Preamp Factor (dB)	Ant Pos (cm)	Table Pos (deg)	Peak Avg. (P/A)	Pol. (H/V)
802.11g CH 12 2467MHz		4935	40.94	-33.06	74	62.02	34	10.37	65.45	300	0	P	H
		7401	42.52	-31.48	74	60.22	35.78	12.73	66.21	300	0	P	H
		4934	40.59	-33.41	74	61.67	34	10.37	65.45	100	0	P	V
		7395	42.73	-31.27	74	60.38	35.78	12.73	66.16	100	0	P	V
802.11g CH 13 2472MHz		4950	41.93	-32.07	74	63	34	10.39	65.46	300	0	P	H
		7416	42.67	-31.33	74	60.34	35.78	12.76	66.21	300	0	P	H
		4950	41.12	-32.88	74	62.19	34	10.39	65.46	100	0	P	V
		7416	42.69	-31.31	74	60.36	35.78	12.76	66.21	100	0	P	V
Remark	3. No other spurious found. 4. All results are PASS against Peak and Average limit line.												

2.4GHz 2400~2483.5MHz

WIFI 802.11ax HE20 Full (Band Edge @ 3m)

WIFI Ant. 2	Note	Frequency (MHz)	Level (dBµV/m)	Over Limit (dB)	Limit Line (dBµV/m)	Read Level (dBµV)	Antenna Factor (dB/m)	Path Loss (dB)	Preamp Factor (dB)	Ant Pos (cm)	Table Pos (deg)	Peak Avg. (P/A)	Pol. (H/V)
802.11ax HE20 Full CH 01 2412MHz		2388.52	52.39	-21.61	74	49.75	32.4	7.1	36.86	198	139	P	H
		2389.04	40.13	-13.87	54	37.49	32.4	7.1	36.86	198	139	A	H
	*	2414	102.81	-	-	100.14	32.39	7.13	36.85	198	139	P	H
	*	2412	94.02	-	-	91.35	32.39	7.13	36.85	198	139	A	H
		2382.67	48.8	-25.2	74	46.26	32.31	7.1	36.87	298	138	P	V
		2389.17	38.31	-15.69	54	35.67	32.4	7.1	36.86	298	138	A	V
	*	2414	101.43	-	-	98.76	32.39	7.13	36.85	298	138	P	V
	*	2412	91.65	-	-	88.98	32.39	7.13	36.85	298	138	A	V
8802.11ax HE20 Full CH 11 2462MHz		2483.5	52.92	-21.08	74	50.35	32.34	7.25	37.02	240	130	P	H
		2483.5	40.75	-13.25	54	38.18	32.34	7.25	37.02	240	130	A	H
	*	2466	104.28	-	-	101.62	32.36	7.22	36.92	240	130	P	H
	*	2462	95.67	-	-	93.01	32.36	7.22	36.92	240	130	A	H
		2483.5	48.86	-25.14	74	46.29	32.34	7.25	37.02	349	119	P	V
		2483.5	37.88	-16.12	54	35.31	32.34	7.25	37.02	349	119	A	V
	*	2462	101.16	-	-	98.5	32.36	7.22	36.92	349	119	P	V
	*	2462	91.86	-	-	89.2	32.36	7.22	36.92	349	119	A	V
Remark	3. No other spurious found. 4. All results are PASS against Peak and Average limit line.												

WIFI	Note	Frequency	Level	Over	Limit	Read	Antenna	Path	Preamp	Ant	Table	Peak	Pol.
Ant.				Limit	Line	Level	Factor	Loss	Factor	Pos	Pos	Avg.	
2		(MHz)	(dBµV/m)	(dB)	(dBµV/m)	(dBµV)	(dB/m)	(dB)	(dB)	(cm)	(deg)	(P/A)	(H/V)
802.11ax HE20 Full CH 12 2467MHz		2487.7	54.87	-19.13	74	52.42	32.33	7.25	37.13	238	131	P	H
		2483.5	42.42	-11.58	54	39.85	32.34	7.25	37.02	238	131	A	H
	*	2468	104.68	-	-	102.02	32.36	7.22	36.92	238	131	P	H
	*	2466	95.81	-	-	93.15	32.36	7.22	36.92	238	131	A	H
		2487.94	51.08	-22.92	74	48.63	32.33	7.25	37.13	299	118	P	V
		2483.5	40.18	-13.82	54	37.61	32.34	7.25	37.02	299	118	A	V
	*	2466	101.18	-	-	98.52	32.36	7.22	36.92	299	118	P	V
	*	2468	91.48	-	-	88.82	32.36	7.22	36.92	299	118	A	V
802.11ax HE20 Full CH 13 2472MHz		2483.5	62.98	-11.02	74	60.41	32.34	7.25	37.02	212	131	P	H
		2483.5	50.84	-3.16	54	48.27	32.34	7.25	37.02	212	131	A	H
	*	2474	104.75	-	-	102.18	32.34	7.25	37.02	212	131	P	H
	*	2472	95.97	-	-	93.43	32.34	7.22	37.02	212	131	A	H
		2484.1	57.86	-16.14	74	55.29	32.34	7.25	37.02	302	119	P	V
		2483.5	47	-7	54	44.43	32.34	7.25	37.02	302	119	A	V
	*	2474	100.76	-	-	98.19	32.34	7.25	37.02	302	119	P	V
	*	2472	91.85	-	-	89.31	32.34	7.22	37.02	302	119	A	V
Remark	3. No other spurious found. 4. All results are PASS against Peak and Average limit line.												

2.4GHz 2400~2483.5MHz

WIFI 802.11 ax HE20 Full (Harmonic @ 3m)

WIFI Ant. 2	Note	Frequency (MHz)	Level (dBμV/m)	Over Limit (dB)	Limit Line (dBμV/m)	Read Level (dBμV)	Antenna Factor (dB/m)	Path Loss (dB)	Preamp Factor (dB)	Ant Pos (cm)	Table Pos (deg)	Peak Avg. (P/A)	Pol. (H/V)
802.11ax HE20 Full CH 01 2412MHz		4830	41.04	-32.96	74	62.05	34	10.25	65.26	300	0	P	H
		4830	40.04	-33.96	74	61.17	34	10.25	65.38	100	0	P	V
802.11ax HE20 Full CH 06 2437MHz		4875	41.17	-32.83	74	62.16	34	10.29	65.28	300	0	P	H
		7305	42.66	-31.34	74	60.86	35.76	12.72	66.68	300	0	P	H
		4875	40.25	-33.75	74	61.24	34	10.29	65.28	100	0	P	V
		7305	41.5	-32.5	74	59.7	35.76	12.72	66.68	100	0	P	V
802.11ax HE20 Full CH 11 2462MHz		4924	41.88	-32.12	74	62.81	34	10.37	65.3	300	0	P	H
		7386	41.32	-32.68	74	59.77	35.78	12.73	66.96	300	0	P	H
		4924	41.53	-32.47	74	62.46	34	10.37	65.3	100	0	P	V
		7386	42.32	-31.68	74	60.77	35.78	12.73	66.96	100	0	P	V
Remark	3. No other spurious found. 4. All results are PASS against Peak and Average limit line.												

WIFI Ant. 2	Note	Frequency (MHz)	Level (dBμV/m)	Over Limit (dB)	Limit Line (dBμV/m)	Read Level (dBμV)	Antenna Factor (dB/m)	Path Loss (dB)	Preamp Factor (dB)	Ant Pos (cm)	Table Pos (deg)	Peak Avg. (P/A)	Pol. (H/V)
802.11ax HE20 Full CH 12 2467MHz		4934	42.3	-31.7	74	63.23	34	10.37	65.3	300	0	P	H
		7401	41.6	-32.4	74	60.11	35.78	12.73	67.02	300	0	P	H
		4934	40.76	-33.24	74	61.69	34	10.37	65.3	100	0	P	V
		7401	41.92	-32.08	74	60.43	35.78	12.73	67.02	100	0	P	V
802.11ax HE20 Full CH 13 2472MHz		4944	41.12	-32.88	74	62.04	34	10.39	65.31	300	0	P	H
		7416	42.46	-31.54	74	60.13	35.78	12.76	66.21	300	0	P	H
		4944	40.64	-33.36	74	61.71	34	10.39	65.46	100	0	P	V
		7416	41.97	-32.03	74	60.45	35.78	12.76	67.02	100	0	P	V
Remark	3. No other spurious found. 4. All results are PASS against Peak and Average limit line.												

2.4GHz 2400~2483.5MHz

WIFI 802.11ax HE20 Partial 26 (Band Edge @ 3m)

WIFI Ant. 2	Note	Frequency (MHz)	Level (dBµV/m)	Over Limit (dB)	Limit Line (dBµV/m)	Read Level (dBµV)	Antenna Factor (dB/m)	Path Loss (dB)	Preamp Factor (dB)	Ant Pos (cm)	Table Pos (deg)	Peak Avg. (P/A)	Pol. (H/V)
802.11ax HE20 Partial 26/0 CH 01 2412MHz		2381.24	48.48	-25.52	74	45.62	32.31	7.1	36.55	187	186	P	H
		2385.66	39.12	-14.88	54	36.13	32.4	7.1	36.51	187	186	A	H
		2404	101.7	-	-	98.79	32.39	7.13	36.61	187	186	P	H
		2404	93.05	-	-	90.14	32.39	7.13	36.61	187	186	A	H
		2361.48	48.49	-25.51	74	45.78	32.22	7.07	36.58	283	151	P	V
		2386.7	39.19	-14.81	54	36.2	32.4	7.1	36.51	283	151	A	V
		2404	101.66	-	-	98.75	32.39	7.13	36.61	283	151	P	V
		2404	91.19	-	-	88.28	32.39	7.13	36.61	283	151	A	V
802.11ax HE20 Partial 26/8 CH 11 2462MHz		2496.28	48.45	-25.55	74	45.97	32.33	7.28	37.13	226	137	P	H
		2489.32	38.55	-15.45	54	36.1	32.33	7.25	37.13	226	137	A	H
		2470	104.15	-	-	101.49	32.36	7.22	36.92	226	137	P	H
		2470	95.57	-	-	92.91	32.36	7.22	36.92	226	137	A	H
		2487.52	48.6	-25.4	74	46.15	32.33	7.25	37.13	295	133	P	V
		2499.4	38.59	-15.41	54	36.11	32.33	7.28	37.13	295	133	A	V
		2470	101.28	-	-	98.62	32.36	7.22	36.92	295	133	P	V
		2470	92.85	-	-	90.19	32.36	7.22	36.92	295	133	A	V
Remark	9. No other spurious found. 10. All results are PASS against Peak and Average limit line.												

802.11ax HE20 Partial 26/8 CH 12 2467MHz		2490.88	48.3	-25.7	74	45.85	32.33	7.25	37.13	229	137	P	H
		2485.06	38.64	-15.36	54	36.07	32.34	7.25	37.02	229	137	A	H
		2476	103.12	-	-	100.55	32.34	7.25	37.02	229	137	P	H
		2476	95.43	-	-	92.86	32.34	7.25	37.02	229	137	A	H
		2496.64	48.08	-25.92	74	45.6	32.33	7.28	37.13	293	131	P	V
		2483.5	38.52	-15.48	54	35.95	32.34	7.25	37.02	293	131	A	V
		2476	101.01	-	-	98.44	32.34	7.25	37.02	293	131	P	V
		2476	92.79	-	-	90.22	32.34	7.25	37.02	293	131	A	V
802.11ax HE20 Partial 26/8 CH 13 2472MHz		2483.5	63.91	-10.09	74	61.34	32.34	7.25	37.02	202	130	P	H
		2483.5	50.6	-3.4	54	48.03	32.34	7.25	37.02	202	130	A	H
		2480	96.9	-	-	94.33	32.34	7.25	37.02	202	130	P	H
		2480	88.3	-	-	85.73	32.34	7.25	37.02	202	130	A	H
		2483.62	59.93	-14.07	74	57.36	32.34	7.25	37.02	293	124	P	V
		2483.68	45.43	-8.57	54	42.86	32.34	7.25	37.02	293	124	A	V
		2482	92.76	-	-	90.19	32.34	7.25	37.02	293	124	P	V
		2480	85.11	-	-	82.54	32.34	7.25	37.02	293	124	A	V
Remark	11. No other spurious found. 12. All results are PASS against Peak and Average limit line.												

2.4GHz 2400~2483.5MHz

WIFI 802.11ax HE20 Partial 52 (Band Edge @ 3m)

WIFI Ant. 2	Note	Frequency (MHz)	Level (dBμV/m)	Over Limit (dB)	Limit Line (dBμV/m)	Read Level (dBμV)	Antenna Factor (dB/m)	Path Loss (dB)	Preamp Factor (dB)	Ant Pos (cm)	Table Pos (deg)	Peak Avg. (P/A)	Pol. (H/V)
802.11ax HE20 Partial 52/37 CH 01 2412MHz		2388.78	49.08	-24.92	74	46.09	32.4	7.1	36.51	188	144	P	H
		2379.03	40.05	-13.95	54	37.19	32.31	7.1	36.55	188	144	A	H
		2404	102.7	-	-	99.79	32.39	7.13	36.61	188	144	P	H
		2404	94.06	-	-	91.15	32.39	7.13	36.61	188	144	A	H
		2377.86	48.47	-25.53	74	45.61	32.31	7.1	36.55	100	155	P	V
		2386.83	39.7	-14.3	54	36.71	32.4	7.1	36.51	100	155	A	V
		2404	100.28	-	-	97.37	32.39	7.13	36.61	100	155	P	V
		2404	91.66	-	-	88.75	32.39	7.13	36.61	100	155	A	V
802.11ax HE20 Partial 52/40 CH 11 2462MHz		2498.44	48.52	-25.48	74	46.04	32.33	7.28	37.13	227	137	P	H
		2492.86	39.71	-14.29	54	37.23	32.33	7.28	37.13	227	137	A	H
		2470	103.67	-	-	101.01	32.36	7.22	36.92	227	137	P	H
		2470	95.95	-	-	93.29	32.36	7.22	36.92	227	137	A	H
		2485.3	47.98	-26.02	74	45.41	32.34	7.25	37.02	331	133	P	V
		2495.98	39.13	-14.87	54	36.65	32.33	7.28	37.13	331	133	A	V
		2470	101.08	-	-	98.42	32.36	7.22	36.92	331	133	P	V
		2468	93.32	-	-	90.66	32.36	7.22	36.92	331	133	A	V

802.11ax HE20 Partial 52/40 CH 12 2467MHz		2483.5	49.77	-24.23	74	47.2	32.34	7.25	37.02	182	128	P	H
		2484.88	40.4	-13.6	54	37.83	32.34	7.25	37.02	182	128	A	H
		2476	105.26	-	-	102.69	32.34	7.25	37.02	182	128	P	H
		2474	96.62	-	-	94.05	32.34	7.25	37.02	182	128	A	H
		2485.24	48.44	-25.56	74	45.87	32.34	7.25	37.02	294	124	P	V
		2483.5	39.27	-14.73	54	36.7	32.34	7.25	37.02	294	124	A	V
		2476	101.43	-	-	98.86	32.34	7.25	37.02	294	124	P	V
		2476	92.86	-	-	90.29	32.34	7.25	37.02	294	124	A	V
802.11ax HE20 Partial 52/40 CH 13 2472MHz		2483.5	61.82	-12.18	74	59.25	32.34	7.25	37.02	202	126	P	H
		2483.5	50.71	-3.29	54	48.14	32.34	7.25	37.02	202	126	A	H
		2480	95.09	-	-	92.52	32.34	7.25	37.02	202	126	P	H
		2480	85.54	-	-	82.97	32.34	7.25	37.02	202	126	A	H
		2483.56	59.12	-14.88	74	56.55	32.34	7.25	37.02	300	127	P	V
		2483.56	46.7	-7.3	54	44.13	32.34	7.25	37.02	300	127	A	V
		2480	91.92	-	-	89.35	32.34	7.25	37.02	300	127	P	V
		2480	82.5	-	-	79.93	32.34	7.25	37.02	300	127	A	V
Remark	7. No other spurious found. 8. All results are PASS against Peak and Average limit line.												

2.4GHz 2400~2483.5MHz

WIFI 802.11ax HE20 Partial 106 (Band Edge @ 3m)

WIFI Ant. 2	Note	Frequency (MHz)	Level (dBμV/m)	Over Limit (dB)	Limit Line (dBμV/m)	Read Level (dBμV)	Antenna Factor (dB/m)	Path Loss (dB)	Preamp Factor (dB)	Ant Pos (cm)	Table Pos (deg)	Peak Avg. (P/A)	Pol. (H/V)
802.11ax HE20 Partial 106/53 CH 01 2412MHz		2385.92	49.16	-24.84	74	46.17	32.4	7.1	36.51	185	145	P	H
		2385.27	40.96	-13.04	54	38.1	32.31	7.1	36.55	185	145	A	H
		2408	102.5	-	-	99.59	32.39	7.13	36.61	185	145	P	H
		2408	94.16	-	-	91.25	32.39	7.13	36.61	185	145	A	H
		2385.66	49.07	-24.93	74	46.08	32.4	7.1	36.51	100	155	P	V
		2387.48	40.83	-13.17	54	37.84	32.4	7.1	36.51	100	155	A	V
		2410	100.72	-	-	97.81	32.39	7.13	36.61	100	155	P	V
		2408	92.11	-	-	89.2	32.39	7.13	36.61	100	155	A	V
802.11ax HE20 Partial 106/54 CH 11 2462MHz		2489.98	49.15	-24.85	74	46.7	32.33	7.25	37.13	219	181	P	H
		2483.5	46.5	-7.5	54	43.93	32.34	7.25	37.02	219	181	A	H
		2472	101.93	-	-	99.39	32.34	7.22	37.02	219	181	P	H
		2470	93.98	-	-	91.32	32.36	7.22	36.92	219	181	A	H
		2483.8	50.19	-23.81	74	47.62	32.34	7.25	37.02	331	133	P	V
		2484.1	39.95	-14.05	54	37.38	32.34	7.25	37.02	331	133	A	V
		2466	101.08	-	-	98.42	32.36	7.22	36.92	331	133	P	V
		2466	93.46	-	-	90.8	32.36	7.22	36.92	331	133	A	V

802.11ax HE20 Partial 106/54 CH 12 2467MHz		2486.56	56.89	-17.11	74	54.32	32.34	7.25	37.02	177	133	P	H
		2484.46	47.59	-6.41	54	45.02	32.34	7.25	37.02	177	133	A	H
		2470	104.22	-	-	101.56	32.36	7.22	36.92	177	133	P	H
		2474	96.15	-	-	93.58	32.34	7.25	37.02	177	133	A	H
		2485.6	52.72	-21.28	74	50.15	32.34	7.25	37.02	295	122	P	V
		2483.5	48.45	-5.55	54	45.88	32.34	7.25	37.02	295	122	A	V
		2474	100.77	-	-	98.2	32.34	7.25	37.02	295	122	P	V
		2474	92.87	-	-	90.3	32.34	7.25	37.02	295	122	A	V
802.11ax HE20 Partial 106/54 CH 13 2472MHz		2483.5	60.35	-13.65	74	57.78	32.34	7.25	37.02	201	127	P	H
		2483.5	50.27	-3.73	54	47.7	32.34	7.25	37.02	201	127	A	H
		2480	92.67	-	-	90.1	32.34	7.25	37.02	201	127	P	H
		2480	83.97	-	-	81.4	32.34	7.25	37.02	201	127	A	H
		2483.5	57.27	-16.73	74	54.7	32.34	7.25	37.02	298	127	P	V
		2483.68	50.59	-3.41	54	48.02	32.34	7.25	37.02	298	127	A	V
		2482	89.82	-	-	87.25	32.34	7.25	37.02	298	127	P	V
		2480	81.3	-	-	78.73	32.34	7.25	37.02	298	127	A	V
Remark	9. No other spurious found. 10. All results are PASS against Peak and Average limit line.												

Worse-Mode with Keyboard

2.4GHz 2400~2483.5MHz---ANT 2

WIFI 802.11g (Band Edge @ 3m)

WIFI	Note	Frequency	Level	Over	Limit	Read	Antenna	Path	Preamp	Ant	Table	Peak	Pol.
Ant.				Limit	Line	Level	Factor	Loss	Factor	Pos	Pos	Avg.	
2		(MHz)	(dBµV/m)	(dB)	(dBµV/m)	(dBµV)	(dB/m)	(dB)	(dB)	(cm)	(deg)	(P/A)	(H/V)
802.11g CH 13 2472MHz		2483.98	57.21	-16.79	74	54.64	32.34	7.25	37.02	273	188	P	H
		2484.16	48.18	-5.82	54	45.61	32.34	7.25	37.02	273	188	A	H
	*	2474	101.25	-	-	98.68	32.34	7.25	37.02	273	188	P	H
	*	2472	93.9	-	-	91.36	32.34	7.22	37.02	273	188	A	H
		2484.22	54.59	-19.41	74	52.02	32.34	7.25	37.02	338	221	P	V
		2484.22	45.48	-8.52	54	42.91	32.34	7.25	37.02	338	221	A	V
	*	2472	96.18	-	-	93.64	32.34	7.22	37.02	338	221	P	V
	*	2472	89.22	-	-	86.68	32.34	7.22	37.02	338	221	A	V
Remark	5. No other spurious found. 6. All results are PASS against Peak and Average limit line.												

Worse-Mode with Keyboard

2.4GHz 2400~2483.5MHz---ANT 2

WIFI 802.11g (Harmonic @ 3m)

WIFI	Note	Frequency	Level	Over	Limit	Read	Antenna	Path	Preamp	Ant	Table	Peak	Pol.
Ant.				Limit	Line	Level	Factor	Loss	Factor	Pos	Pos	Avg.	
2		(MHz)	(dBµV/m)	(dB)	(dBµV/m)	(dBµV)	(dB/m)	(dB)	(dB)	(cm)	(deg)	(P/A)	(H/V)
802.11g CH 13 2472MHz		4950	41.93	-32.07	74	62.85	34	10.39	65.31	300	0	P	H
		7416	42.67	-31.33	74	60.34	35.78	12.76	66.21	300	0	P	H
		4950	41.12	-32.88	74	62.04	34	10.39	65.31	100	0	P	V
		7416	42.69	-31.31	74	60.36	35.78	12.76	66.21	100	0	P	V
Remark	5. No other spurious found. 6. All results are PASS against Peak and Average limit line.												

Emission below 1GHz

2.4GHz WIFI 802.11g (LF)

WIFI	Note	Frequency	Level	Over	Limit	Read	Antenna	Path	Preamp	Ant	Table	Peak	Pol.
Ant.				Limit	Line	Level	Factor	Loss	Factor	Pos	Pos	Avg.	
2		(MHz)	(dBµV/m)	(dB)	(dBµV/m)	(dBµV)	(dB/m)	(dB)	(dB)	(cm)	(deg)	(P/A)	(H/V)
2.4GHz 802.11g LF		49.4	21.8	-18.2	40	38.98	14.69	1.05	32.92			P	H
		88.2	23.55	-19.95	43.5	40.19	14.78	1.42	32.84			P	H
		153.19	26.73	-16.77	43.5	41.32	16.36	1.87	32.82			P	H
		293.84	26.55	-19.45	46	37.54	19.21	2.61	32.81			P	H
		689.6	27.68	-18.32	46	31.48	25.23	4.02	33.05			P	H
		832.19	35.3	-10.7	46	36.94	26.47	4.4	32.51			P	H
		30.97	33.72	-6.28	40	41.93	24.07	0.71	32.99			P	V
		51.34	35.33	-4.67	40	53.02	14.15	1.07	32.91	100	25	P	V
		87.23	30.72	-9.28	40	47.56	14.58	1.42	32.84			P	V
		134.76	29.6	-13.9	43.5	44.06	16.62	1.76	32.84			P	V
		323.91	21.07	-24.93	46	31.35	19.85	2.74	32.87			P	V
		569.32	27.09	-18.91	46	31.51	25.04	3.64	33.1			P	V
Remark	1. No other spurious found. 2. All results are PASS against limit line.												

Co-Location

2.4GH WIFI 802.11g & BLE—2Mbps

BLE--2Mbps (Band Edge @ 3m)

BLE	Note	Frequency	Level	Over Limit	Limit Line	Read Level	Antenna Factor	Path Loss	Preamp Factor	Ant Pos	Table Pos	Peak Avg.	Pol.
		(MHz)	(dBμV/m)	(dB)	(dBμV/m)	(dBμV)	(dB/m)	(dB)	(dB)	(cm)	(deg)	(P/A)	(H/V)
BLE CH 39 2480MHz		2484.1	58.87	-15.13	74	56.3	32.34	7.25	37.02	202	135	P	H
		2484.22	50.58	-3.42	54	48.01	32.34	7.25	37.02	202	135	A	H
	*	2480	101.36	-	-	98.79	32.34	7.25	37.02	202	135	P	H
	*	2480	93.97	-	-	91.4	32.34	7.25	37.02	202	135	A	H
		2484.1	49.24	-24.76	74	46.67	32.34	7.25	37.02	387	87	P	V
		2484.1	39.84	-14.16	54	37.27	32.34	7.25	37.02	387	87	A	V
	*	2480	97.54	-	-	94.97	32.34	7.25	37.02	387	87	P	V
	*	2480	96.32	-	-	93.75	32.34	7.25	37.02	387	87	A	V
Remark	5. No other spurious found. 6. All results are PASS against Peak and Average limit line.												

2.4GHz 2400~2483.5MHz

BLE--2Mbps (Harmonic @ 3m)

BLE	Note	Frequency	Level	Over Limit	Limit Line	Read Level	Antenna Factor	Path Loss	Preamp Factor	Ant Pos	Table Pos	Peak Avg.	Pol.
		(MHz)	(dBμV/m)	(dB)	(dBμV/m)	(dBμV)	(dB/m)	(dB)	(dB)	(cm)	(deg)	(P/A)	(H/V)
BLE CH 39 2480MHz		4965	40.32	-33.68	74	61.23	34	10.41	65.32	300	0	P	H
		7440	42.22	-31.78	74	60.78	35.79	12.79	67.14	300	0	P	H
		4965	40.98	-33.02	74	61.89	34	10.41	65.32	100	0	P	V
		7440	41.67	-32.33	74	60.23	35.79	12.79	67.14	100	0	P	V
Remark	5. No other spurious found. 6. All results are PASS against Peak and Average limit line.												

WIFI 802.11g (Band Edge @ 3m)

WIFI Ant. 2	Note	Frequency (MHz)	Level (dBμV/m)	Over Limit (dB)	Limit Line (dBμV/m)	Read Level (dBμV)	Antenna Factor (dB/m)	Path Loss (dB)	Preamp Factor (dB)	Ant Pos (cm)	Table Pos (deg)	Peak Avg. (P/A)	Pol. (H/V)
802.11g CH 13 2472MHz		2484.1	57.85	-16.15	74	55.28	32.34	7.25	37.02	229	135	P	H
		2484.22	49.42	-4.58	54	46.85	32.34	7.25	37.02	229	135	A	H
	*	2474	101.67	-	-	99.1	32.34	7.25	37.02	229	135	P	H
	*	2472	94.14	-	-	91.6	32.34	7.22	37.02	229	135	A	H
		2484.1	54.04	-19.96	74	51.47	32.34	7.25	37.02	119	148	P	V
		2484.16	44.97	-9.03	54	42.4	32.34	7.25	37.02	119	148	A	V
	*	2468	97.34	-	-	94.68	32.36	7.22	36.92	119	148	P	V
	*	2472	90.75	-	-	88.21	32.34	7.22	37.02	119	148	A	V
Remark	7. No other spurious found. 8. All results are PASS against Peak and Average limit line.												

2.4GHz 2400~2483.5MHz

WIFI 802.11g (Harmonic @ 3m)

WIFI Ant. 2	Note	Frequency (MHz)	Level (dBμV/m)	Over Limit (dB)	Limit Line (dBμV/m)	Read Level (dBμV)	Antenna Factor (dB/m)	Path Loss (dB)	Preamp Factor (dB)	Ant Pos (cm)	Table Pos (deg)	Peak Avg. (P/A)	Pol. (H/V)
802.11g CH 13 2472MHz		4950	42.86	-31.14	74	63.78	34	10.39	65.31	300	0	P	H
		7410	42.04	-31.96	74	60.55	35.78	12.73	67.02	300	0	P	H
		4950	42.2	-31.8	74	63.12	34	10.39	65.31	100	0	P	V
		7416	42.09	-31.91	74	60.57	35.78	12.76	67.02	100	0	P	V
Remark	7. No other spurious found. 8. All results are PASS against Peak and Average limit line.												

Note symbol

*	**Fundamental Frequency** which can be ignored. However, the level of any unwanted emissions shall not exceed the level of the fundamental frequency.
!	Test result is **over limit** line.
P/A	**P**eak or **A**verage
H/V	**H**orizontal or **V**ertical

A calculation example for radiated spurious emission is shown as below:

WIFI	Note	Frequency	Level	Over	Limit	Read	Antenna	Path	Preamp	Ant	Table	Peak	Pol.
Ant.				Limit	Line	Level	Factor	Loss	Factor	Pos	Pos	Avg.	
1		(MHz)	(dBμV/m)	(dB)	(dBμV/m)	(dBμV)	(dB/m)	(dB)	(dB)	(cm)	(deg)	(P/A)	(H/V)
802.11b CH 01 2412MHz		2390	55.45	-18.55	74	54.51	32.22	4.58	35.86	103	308	P	H
		2390	43.54	-10.46	54	42.6	32.22	4.58	35.86	103	308	A	H

1. Path Loss(dB) = Cable loss(dB) + Filter loss(dB) + Attenuator loss(dB)
2. Level(dBμV/m) =

Antenna Factor(dB/m) + Path Loss(dB) + Read Level(dBμV) - Preamp Factor(dB)

3. Over Limit(dB) = Level(dBμV/m) – Limit Line(dBμV/m)

For Peak Limit @ 2390MHz:

1. Level(dBμV/m)

= Antenna Factor(dB/m) + Path Loss(dB) + Read Level(dBμV) - Preamp Factor(dB)

= 32.22(dB/m) + 4.58(dB) + 54.51(dBμV) – 35.86 (dB)

= 55.45 (dBμV/m)

2. Over Limit(dB)

= Level(dBμV/m) – Limit Line(dBμV/m)

= 55.45(dBμV/m) – 74(dBμV/m)

= -18.55(dB)

For Average Limit @ 2390MHz:

1. Level(dBμV/m)

= Antenna Factor(dB/m) + Path Loss(dB) + Read Level(dBμV) - Preamp Factor(dB)

= 32.22(dB/m) + 4.58(dB) + 42.6(dBμV) – 35.86 (dB)

= 43.54 (dBμV/m)

2. Over Limit(dB)

= Level(dBμV/m) – Limit Line(dBμV/m)

= 43.54(dBμV/m) – 54(dBμV/m)

= -10.46(dB)

Both peak and average measured complies with the limit line, so test result is “PASS”.

Appendix D. Radiated Spurious Emission Plots

Note symbol

-L	**Low channel location**
-R	**High channel location**

2.4GHz 2400~2483.5MHz---ANT 1

WIFI 802.11b (Band Edge @ 3m)

WIFI	2.4GHz 2400~2483.5MHz Band Edge @ 3m	
ANT	802.11b CH01 2412MHz	
1	Horizontal	Fundamental
Peak	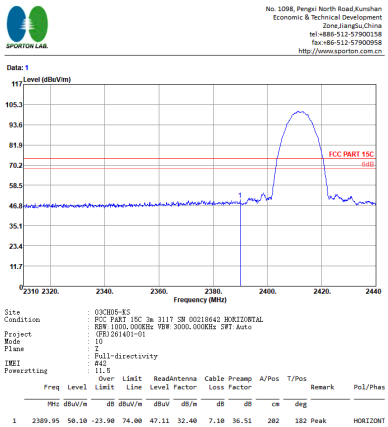	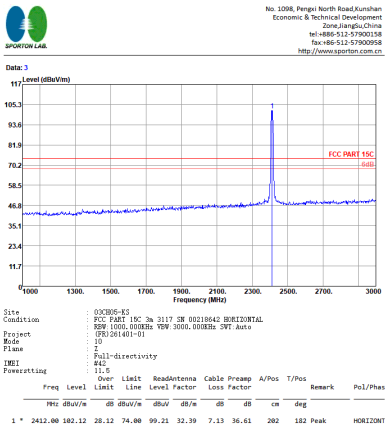
Avg.	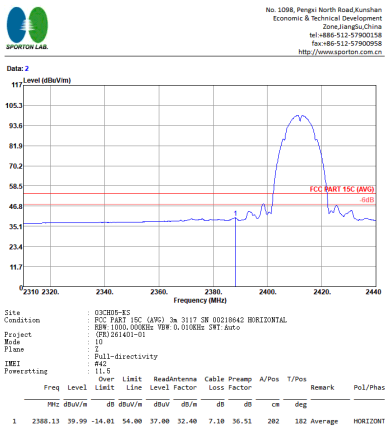	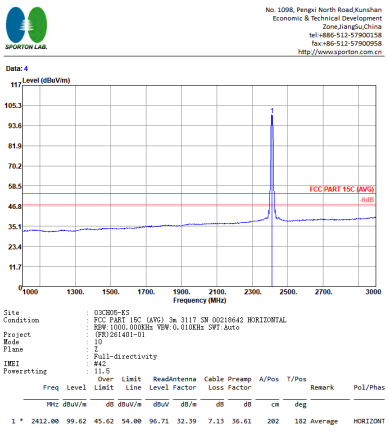

WIFI	2.4GHz 2400~2483.5MHz Band Edge @ 3m	
ANT	802.11b CH01 2412MHz	
1	Vertical	Fundamental
Peak	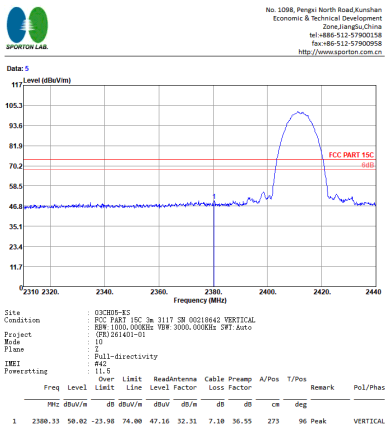	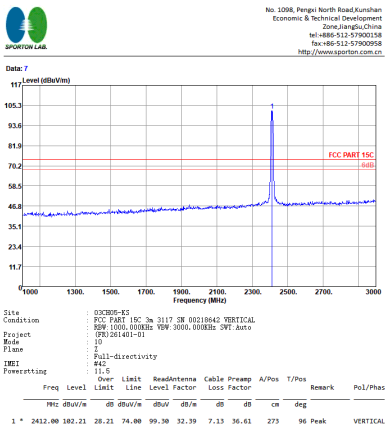
Avg.	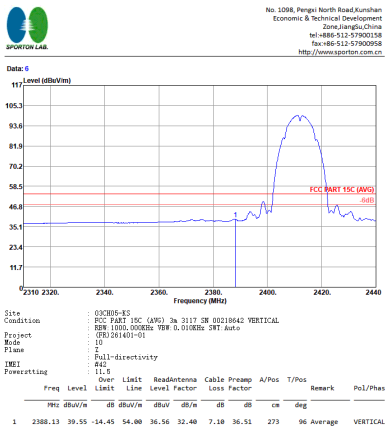	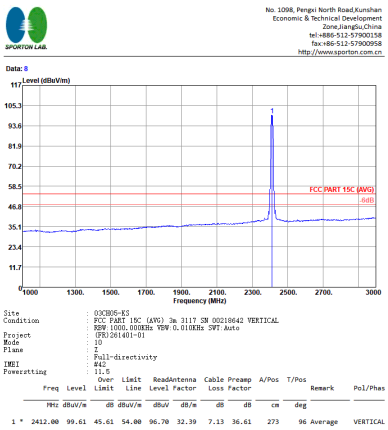

WIFI	2.4GHz 2400~2483.5MHz Band Edge @ 3m	
ANT	802.11b CH11 2462MHz	
1	Horizontal	Fundamental
Peak	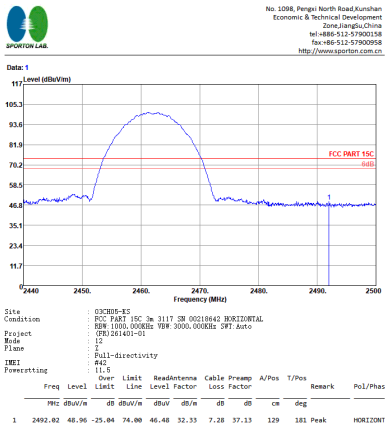	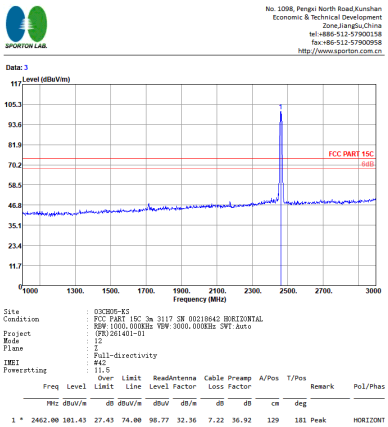
Avg.	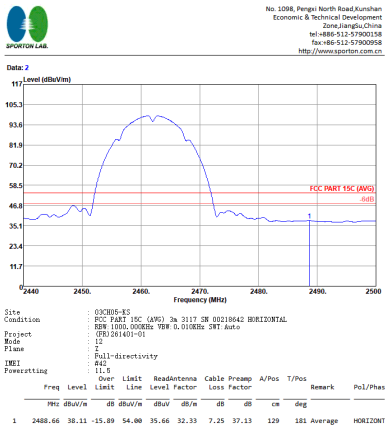	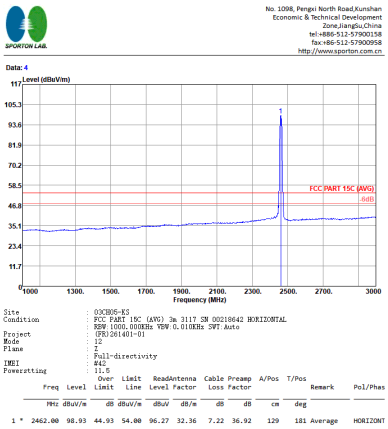

WIFI	2.4GHz 2400~2483.5MHz Band Edge @ 3m	
ANT	802.11b CH11 2462MHz	
1	Vertical	Fundamental
Peak	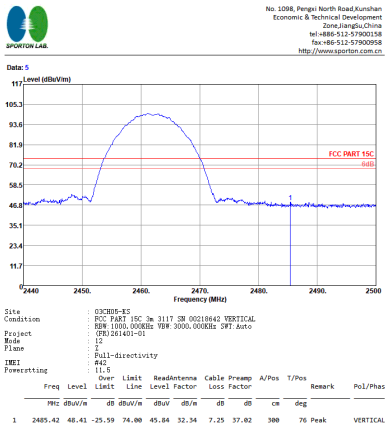	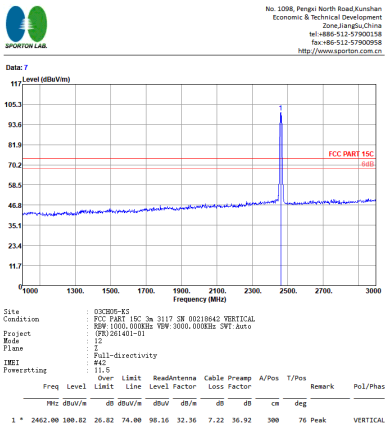
Avg.	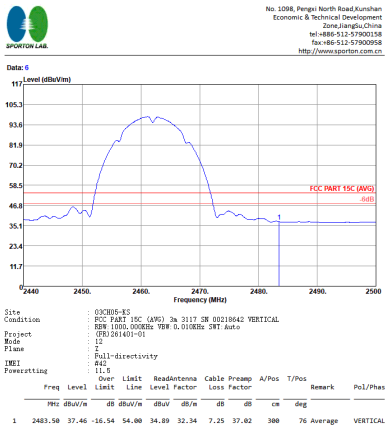	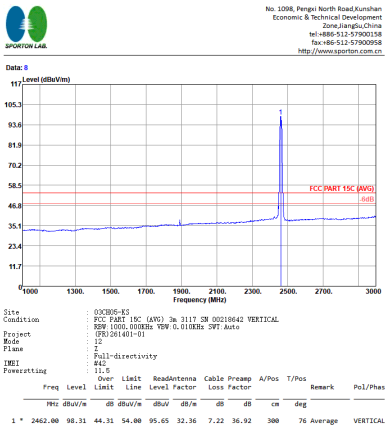

WIFI	2.4GHz 2400~2483.5MHz Band Edge @ 3m	
ANT	802.11b CH12 2467MHz	
1	Horizontal	Fundamental
Peak	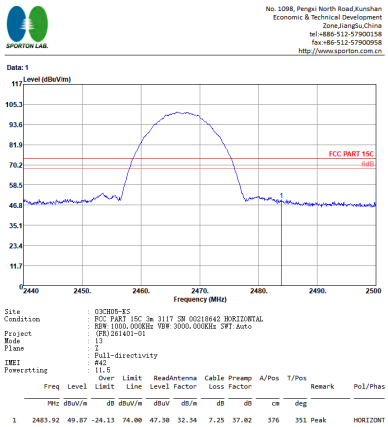	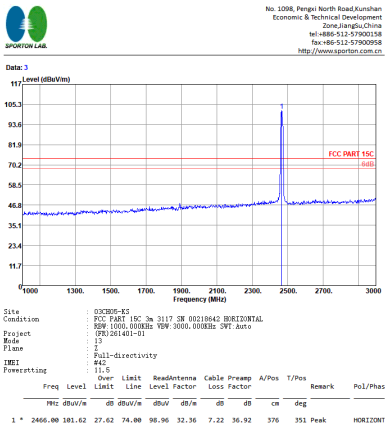
Avg.	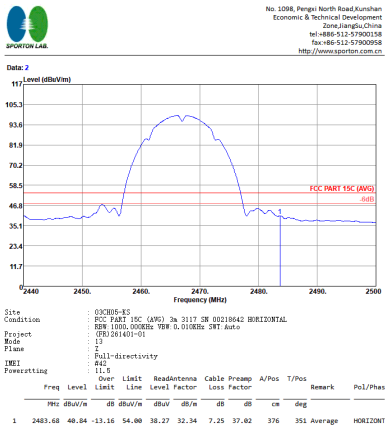	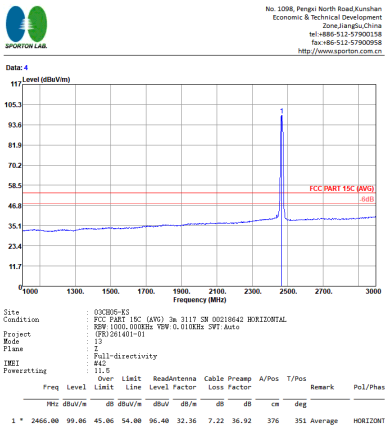

WIFI	2.4GHz 2400~2483.5MHz Band Edge @ 3m	
ANT	802.11b CH12 2467MHz	
1	Vertical	Fundamental
Peak	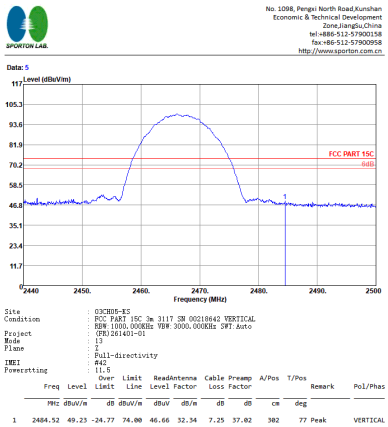	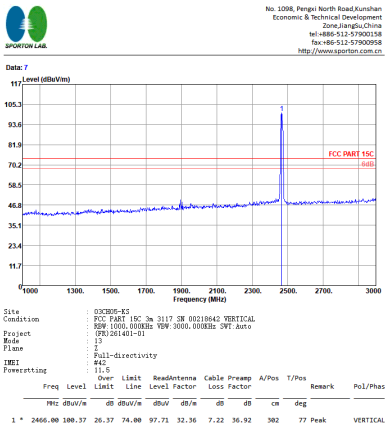
Avg.	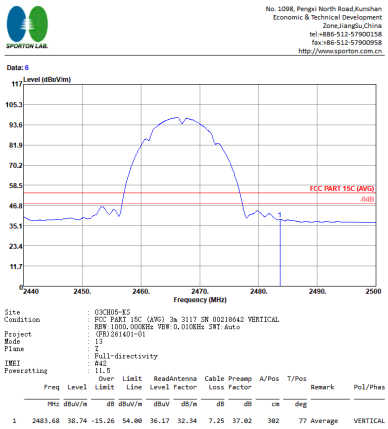	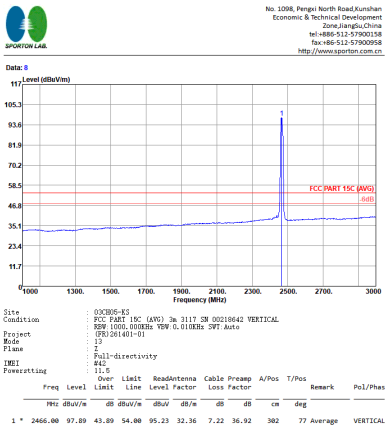

WIFI	2.4GHz 2400~2483.5MHz Band Edge @ 3m	
ANT	802.11b CH13 2472MHz	
1	Horizontal	Fundamental
Peak	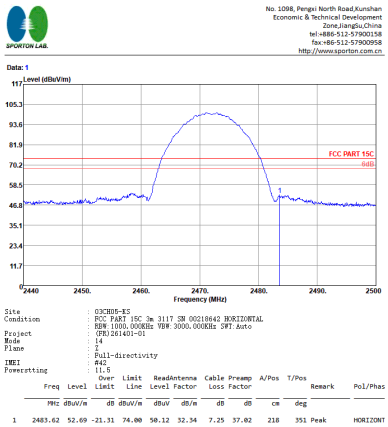	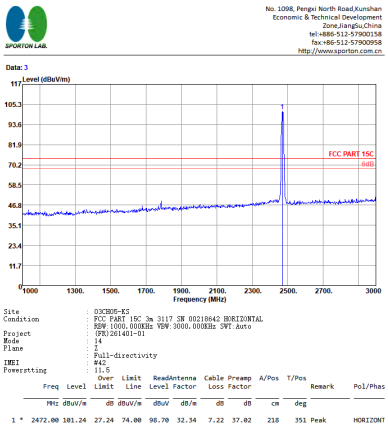
Avg.	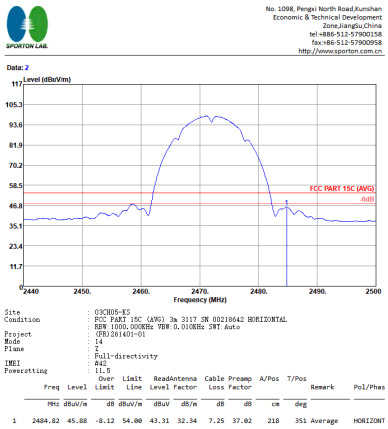	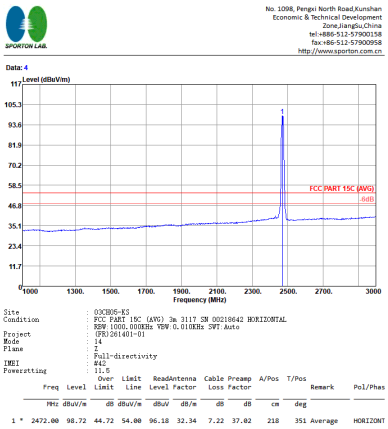

WIFI	2.4GHz 2400~2483.5MHz Band Edge @ 3m	
ANT	802.11b CH13 2472MHz	
1	Vertical	Fundamental
Peak	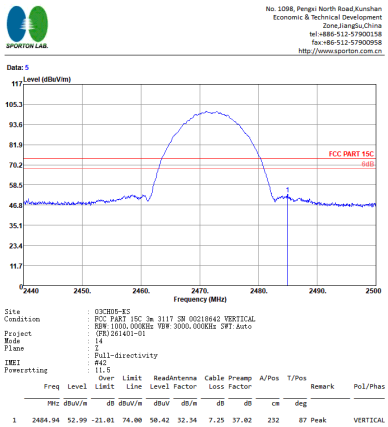	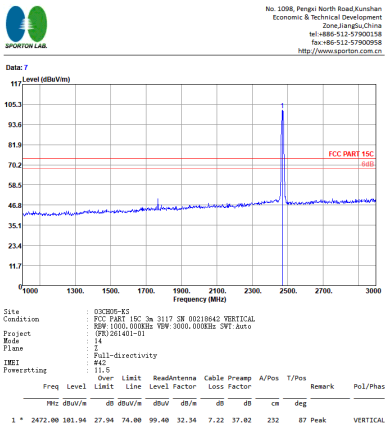
Avg.	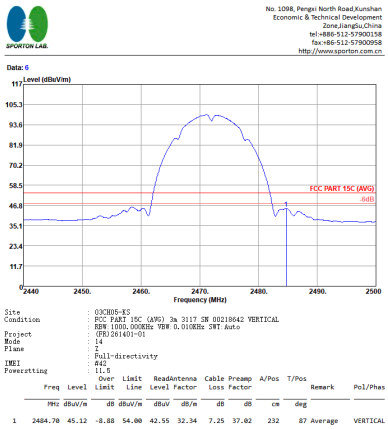	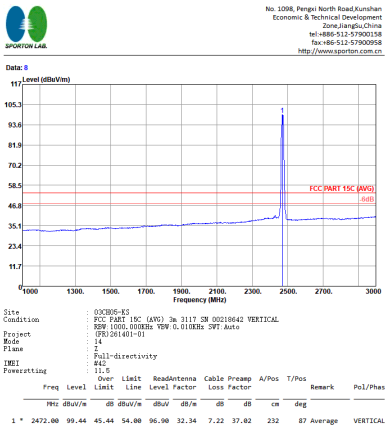

2.4GHz 2400~2483.5MHz---ANT 1

WIFI 802.11g (Band Edge @ 3m)

WIFI	2.4GHz 2400~2483.5MHz Band Edge @ 3m	
ANT	802.11g CH01 2412MHz	
1	Horizontal	Fundamental
Peak	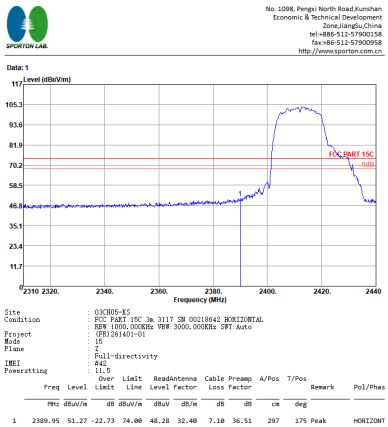	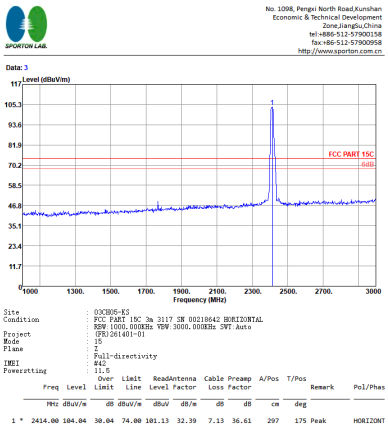
Avg.	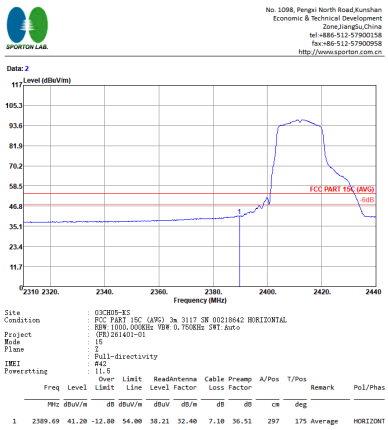	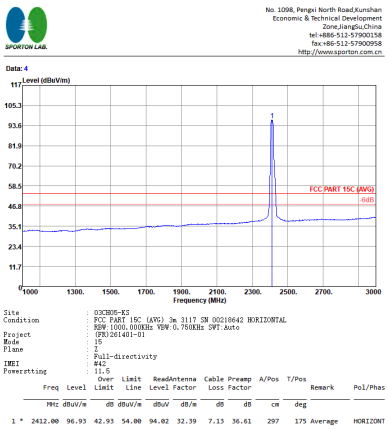

WIFI	2.4GHz 2400~2483.5MHz Band Edge @ 3m	
ANT	802.11g CH01 2412MHz	
1	Vertical	Fundamental
Peak	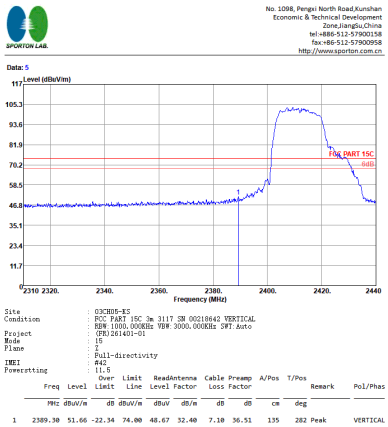	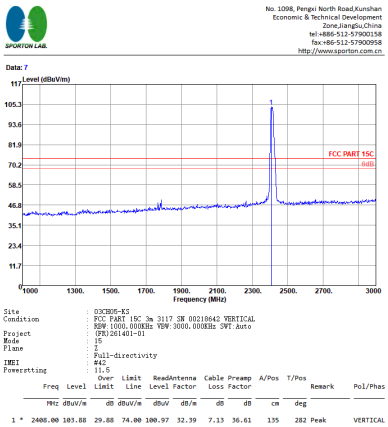
Avg.	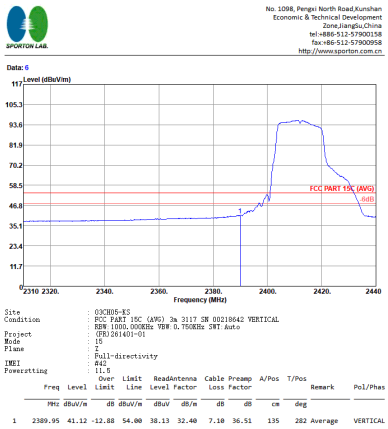	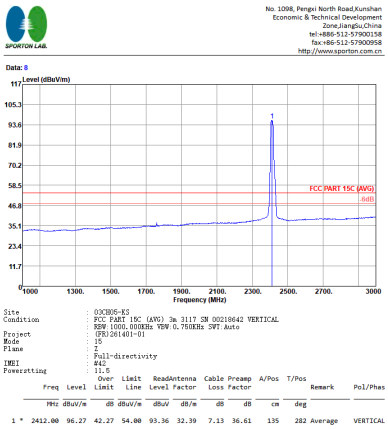

WIFI	2.4GHz 2400~2483.5MHz Band Edge @ 3m	
ANT	802.11g CH11 2462MHz	
1	Horizontal	Fundamental
Peak	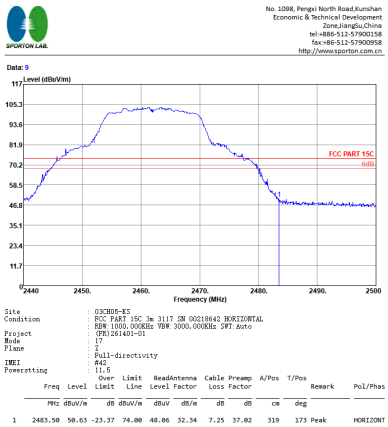	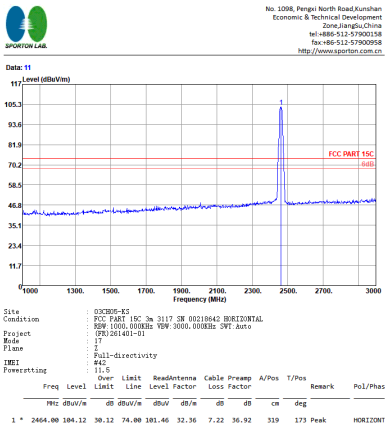
Avg.	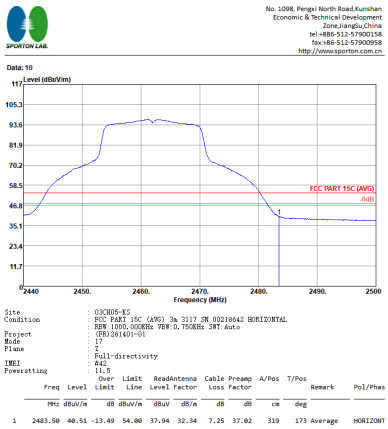	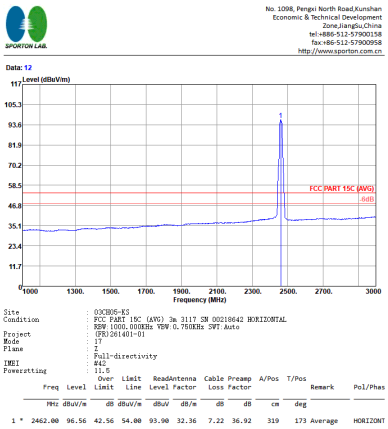

WIFI	2.4GHz 2400~2483.5MHz Band Edge @ 3m	
ANT	802.11g CH11 2462MHz	
1	Vertical	Fundamental
Peak	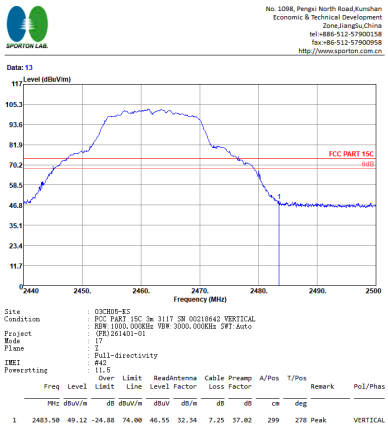	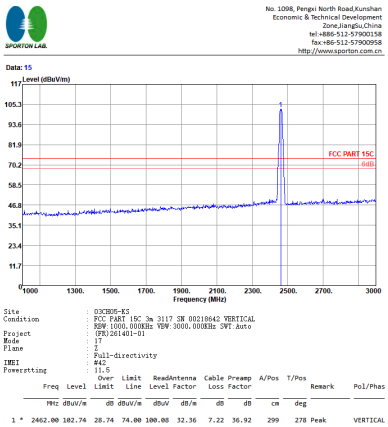
Avg.	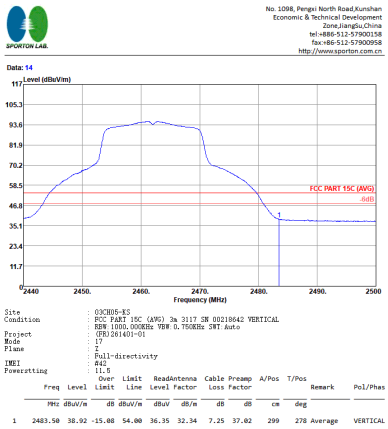	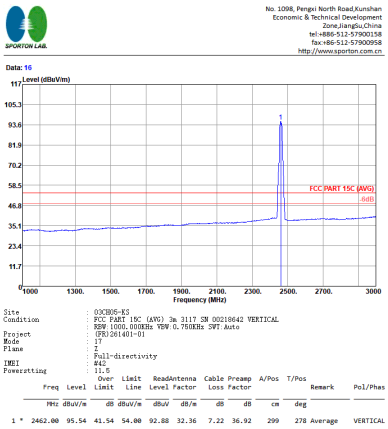

WIFI	2.4GHz 2400~2483.5MHz Band Edge @ 3m	
ANT	802.11g CH12 2467MHz	
1	Horizontal	Fundamental
Peak	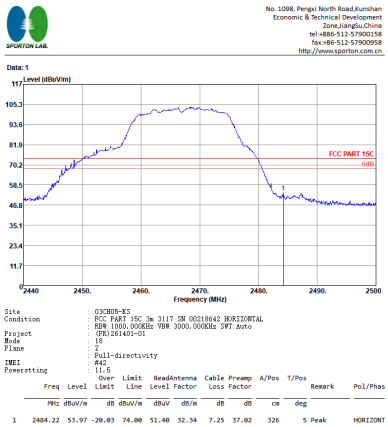	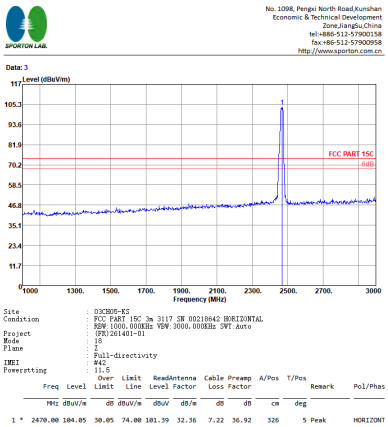
Avg.	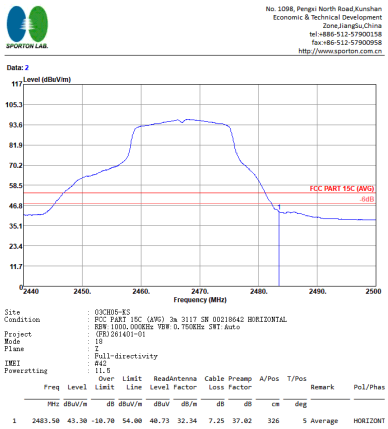	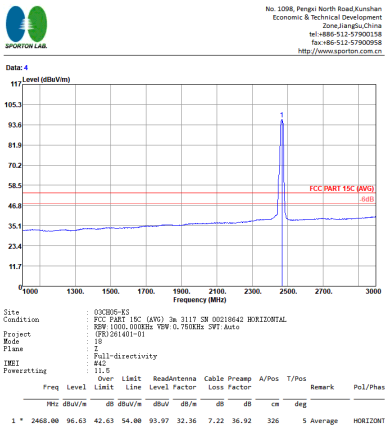

WIFI	2.4GHz 2400~2483.5MHz Band Edge @ 3m	
ANT	802.11g CH12 2467MHz	
1	Vertical	Fundamental
Peak	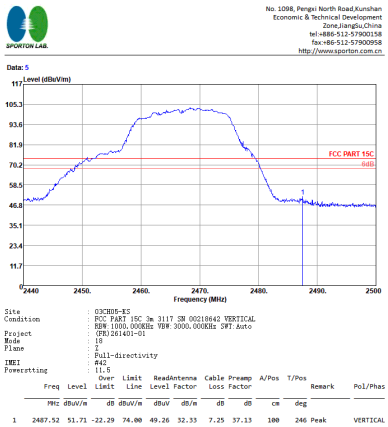	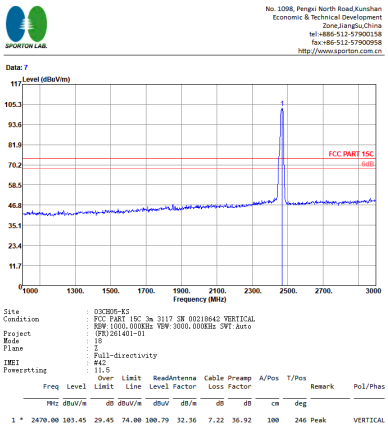
Avg.	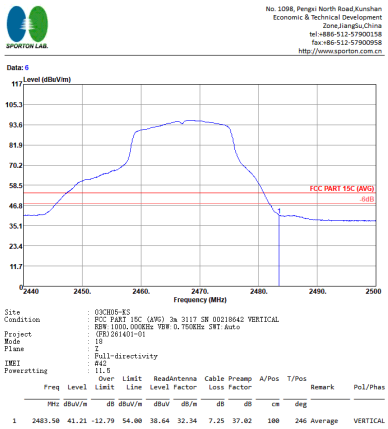	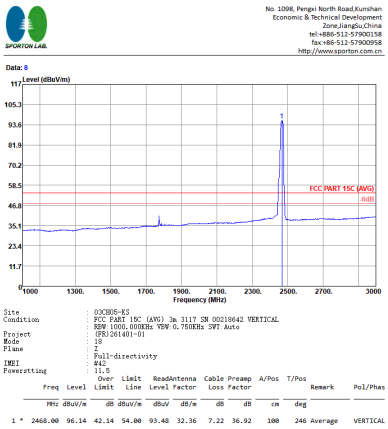

WIFI	2.4GHz 2400~2483.5MHz Band Edge @ 3m	
ANT	802.11g CH13 2472MHz	
1	Horizontal	Fundamental
Peak	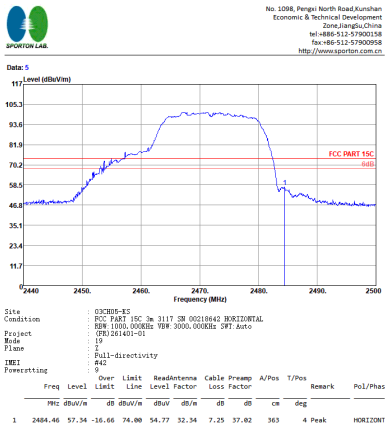	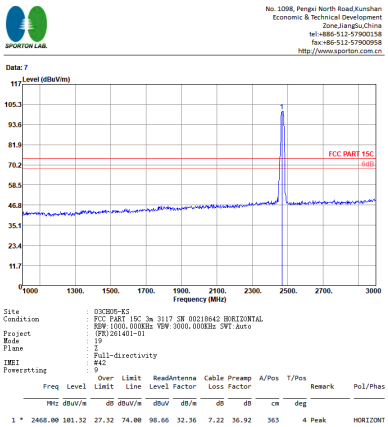
Avg.	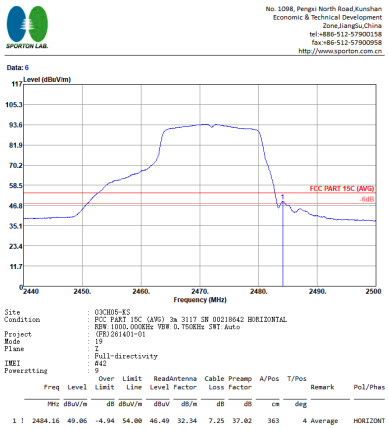	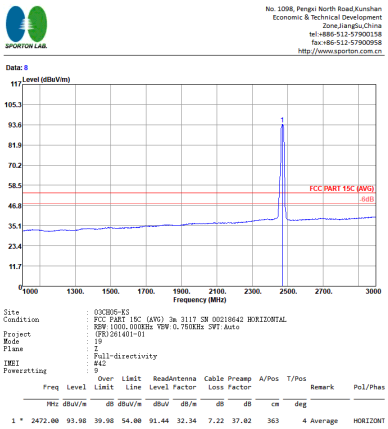

WIFI	2.4GHz 2400~2483.5MHz Band Edge @ 3m	
ANT	802.11g CH13 2472MHz	
1	Vertical	Fundamental
Peak	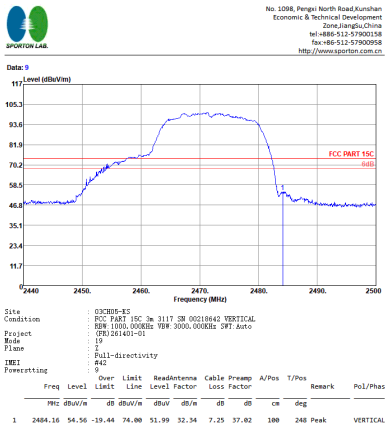	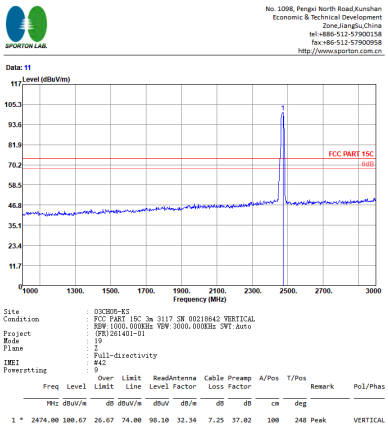
Avg.	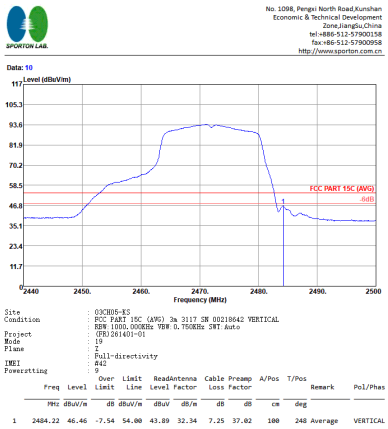	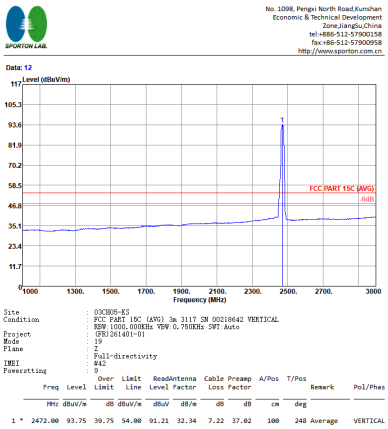

2.4GHz 2400~2483.5MHz---ANT 1

WIFI 802.11ax HE20 Full (Band Edge @ 3m)

WIFI	2.4GHz 2400~2483.5MHz Band Edge @ 3m	
ANT	802.11ax HE20 Full CH01 2412MHz	
1	Horizontal	Fundamental
Peak	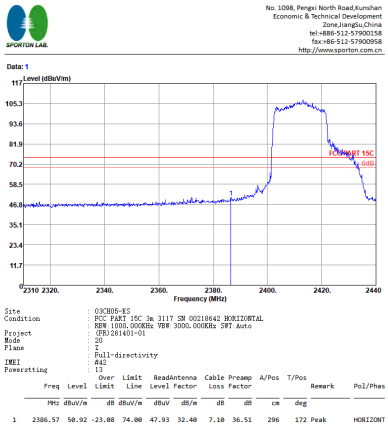	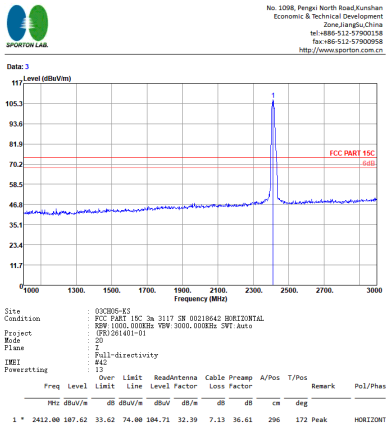
Avg.	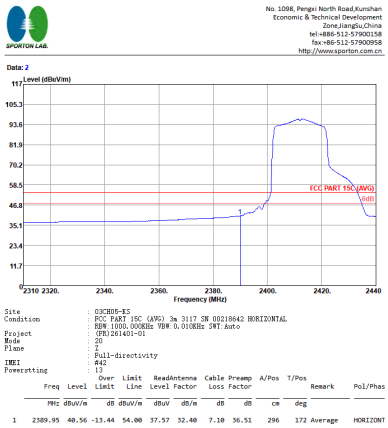	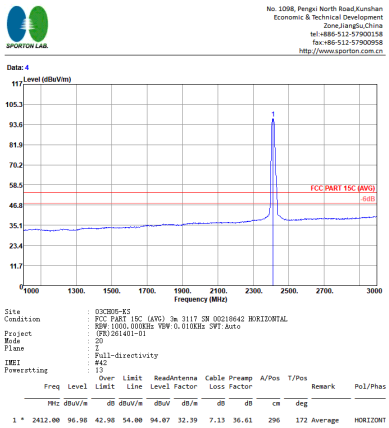

WIFI	2.4GHz 2400~2483.5MHz Band Edge @ 3m	
ANT	802.11ax HE20 Full CH01 2412MHz	
1	Vertical	Fundamental
Peak	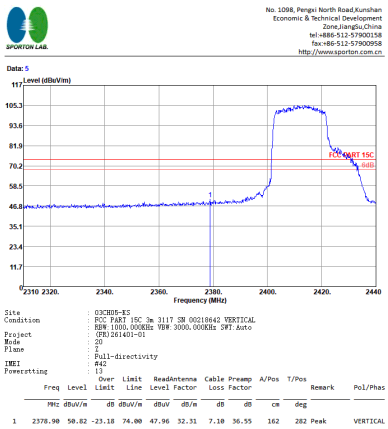	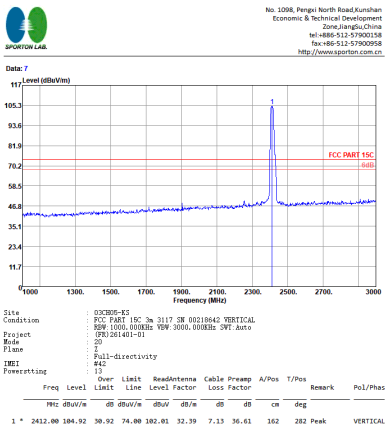
Avg.	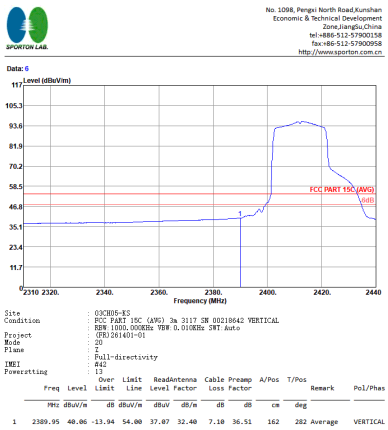	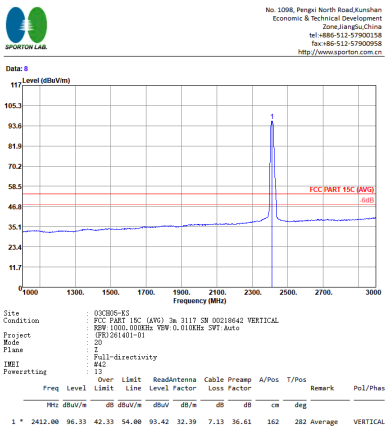

WIFI	2.4GHz 2400~2483.5MHz Band Edge @ 3m	
ANT	802.11ax HE20 Full CH11 2462MHz	
1	Horizontal	Fundamental
Peak	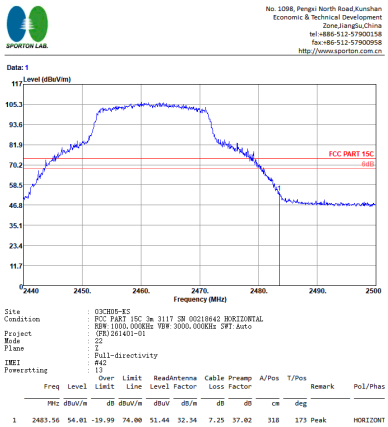	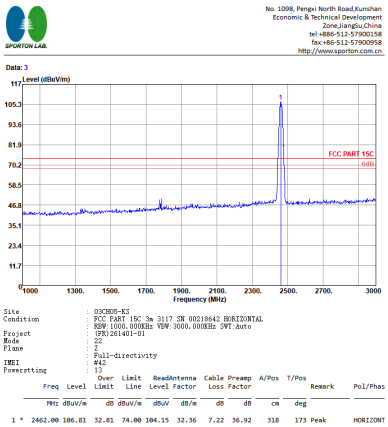
Avg.	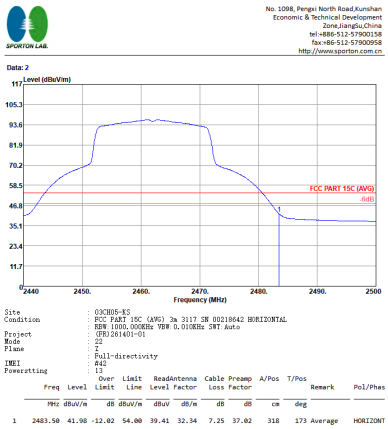	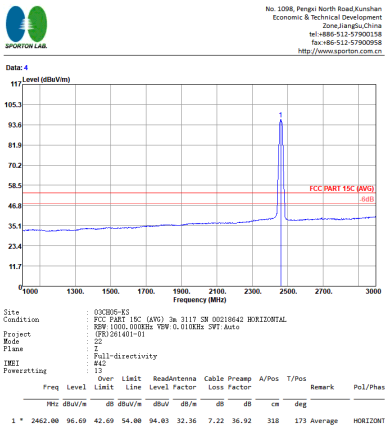

WIFI	2.4GHz 2400~2483.5MHz Band Edge @ 3m	
ANT	802.11ax HE20 Full CH11 2462MHz	
1	Vertical	Fundamental
Peak	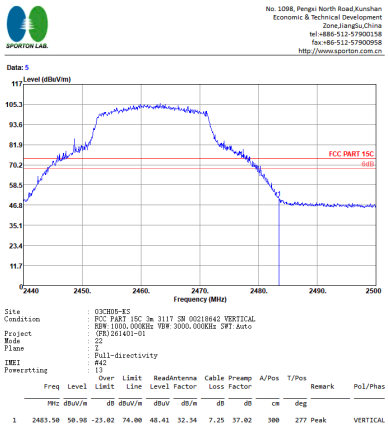	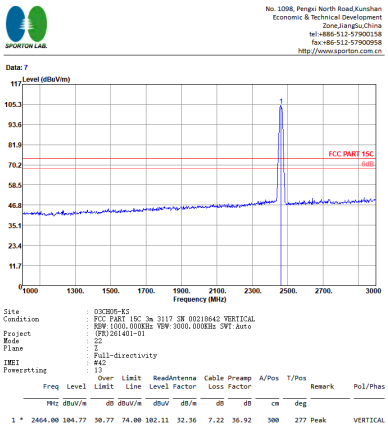
Avg.	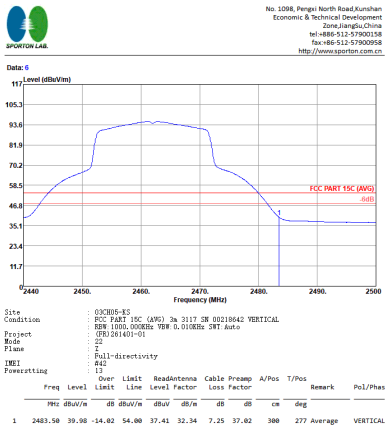	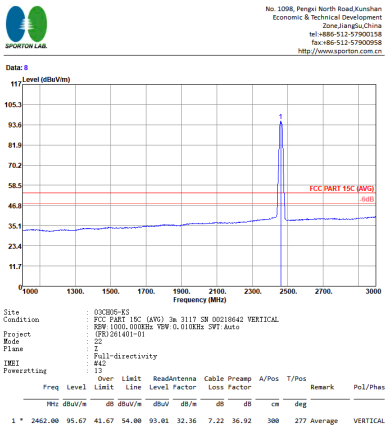

WIFI	2.4GHz 2400~2483.5MHz Band Edge @ 3m	
ANT	802.11ax HE20 Full CH12 2467MHz	
1	Horizontal	Fundamental
Peak	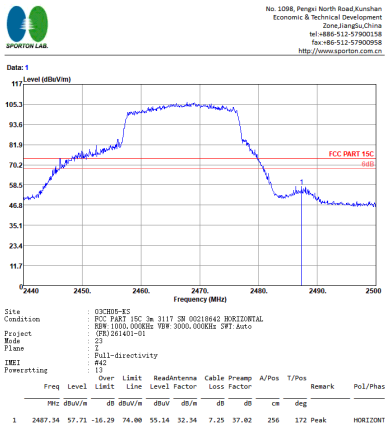	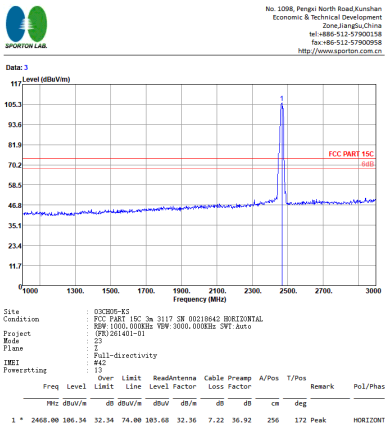
Avg.	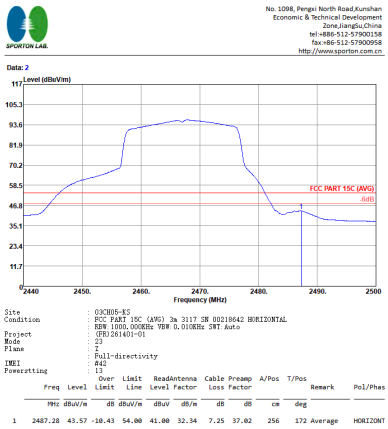	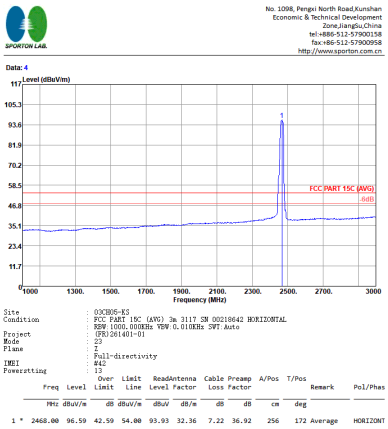

WIFI	2.4GHz 2400~2483.5MHz Band Edge @ 3m	
ANT	802.11ax HE20 Full CH12 2467MHz	
1	Vertical	Fundamental
Peak	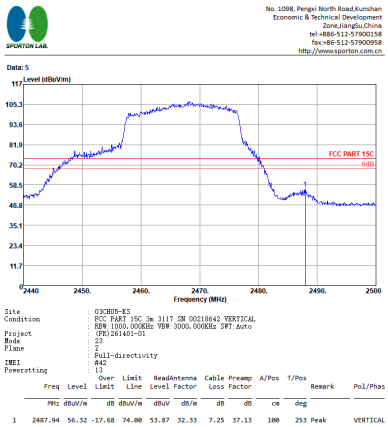	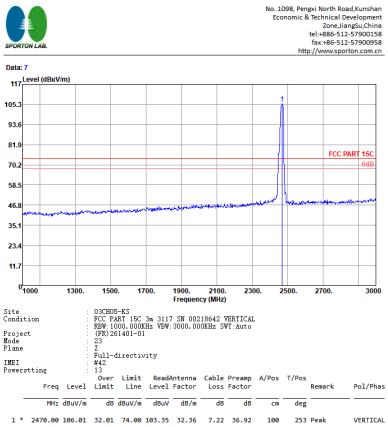
Avg.	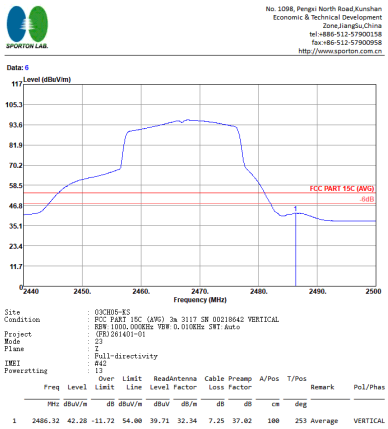	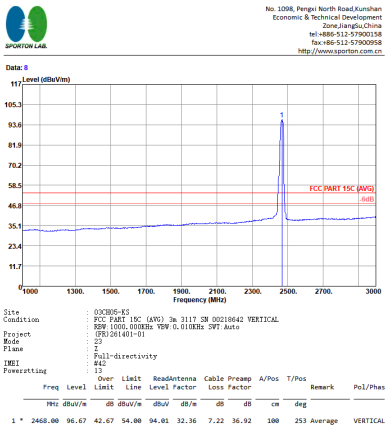

WIFI	2.4GHz 2400~2483.5MHz Band Edge @ 3m	
ANT	802.11ax HE20 Full CH13 2472MHz	
1	Horizontal	Fundamental
Peak	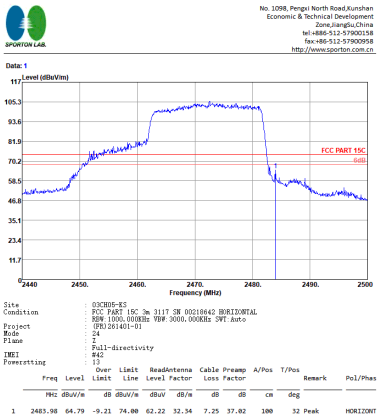	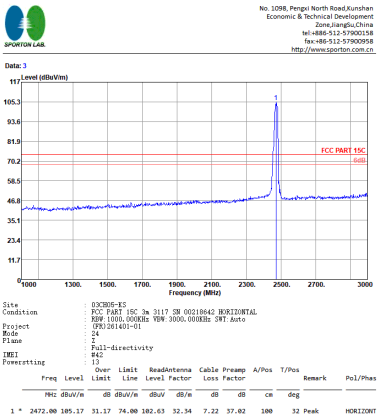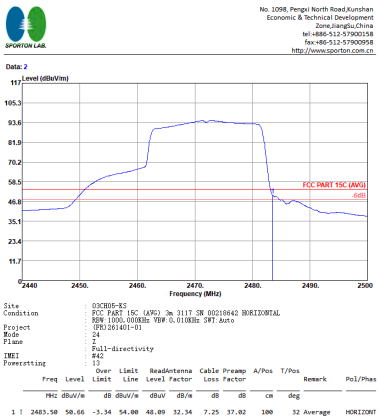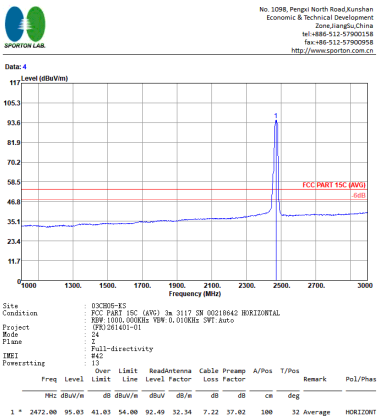
Avg.