Test Laboratory: Sporton International Inc. SAR/HAC Testing Lab Date: 2025/7/21

System Check_2450MHz

DUT: D2450V2-SN:924

Communication System: UID 0, CW; Frequency: 2450 MHz;Duty Cycle: 1:1
Medium: HSL_2450 Medium parameters used: f = 2450 MHz; σ = 1.796 S/m; ε_r = 40.223; ρ = 1000 kg/m^3
Ambient Temperature：23.5 ℃; Liquid Temperature：22.4 ℃

DASY5 Configuration:
- Probe: EX3DV4 - SN7576; ConvF(7.07, 6.87, 7.09); Calibrated: 2024/10/10
- Sensor-Surface: 1.4mm (Mechanical Surface Detection)
- Electronics: DAE4 Sn715; Calibrated: 2025/2/20
- Phantom: ELI V5.0 (Left); Type: QD OVA 002 AA; Serial: 1232
- Measurement SW: DASY52, Version 52.10 (3); SEMCAD X Version 14.6.13 (7474)

Pin=250mW/Area Scan (81x81x1): Interpolated grid: dx=1.200 mm, dy=1.200 mm
Maximum value of SAR (interpolated) = 21.2 W/kg

Pin=250mW/Zoom Scan (7x7x7)/Cube 0: Measurement grid: dx=5mm, dy=5mm, dz=5mm
Reference Value = 92.93 V/m; Power Drift = -0.09 dB
Peak SAR (extrapolated) = 28.6 W/kg
SAR(1 g) = 13.5 W/kg; SAR(10 g) = 6.17 W/kg
Smallest distance from peaks to all points 3 dB below = 9.8 mm
Ratio of SAR at M2 to SAR at M1 = 47.1%
Maximum value of SAR (measured) = 20.9 W/kg

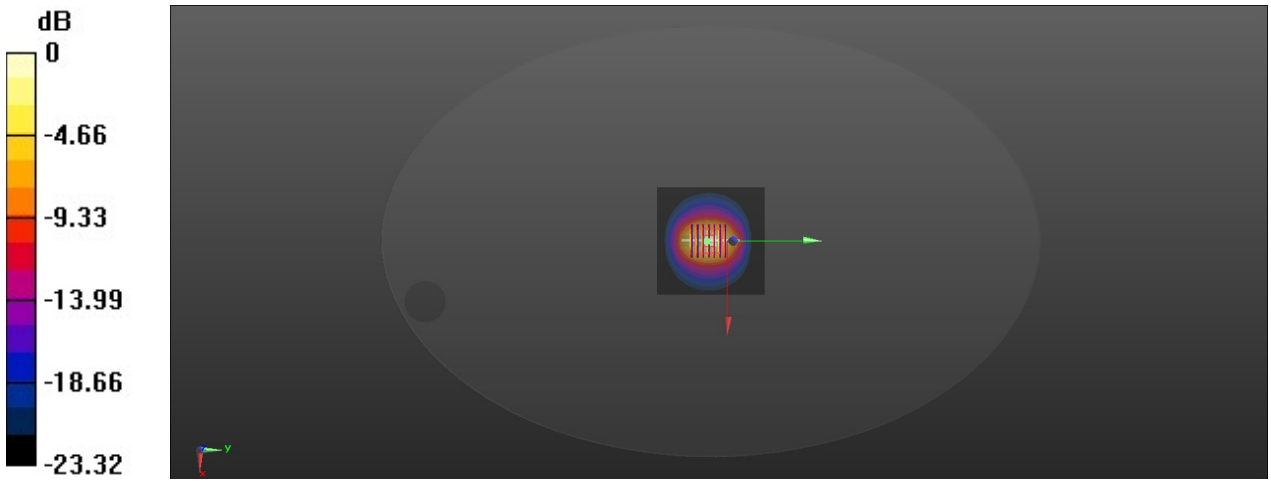

0 dB = 20.9 W/kg = 13.20 dBW/kg

Test Laboratory: Sporton International Inc. SAR/HAC Testing Lab Date: 2025/7/21

System Check_5250MHz

DUT: D5GHzV2-SN:1341

Communication System: UID 0, CW (0); Frequency: 5250 MHz;Duty Cycle: 1:1
Medium: HSL_5250 Medium parameters used: f = 5250 MHz; σ = 4.563 S/m; ε_r = 36.915; ρ = 1000 kg/m^3
Ambient Temperature：23.5 ℃; Liquid Temperature：22.4 ℃

DASY5 Configuration:
- Probe: EX3DV4 - SN7576; ConvF(5.37, 5.22, 5.39); Calibrated: 2024/10/10
- Sensor-Surface: 1.4mm (Mechanical Surface Detection)
- Electronics: DAE4 Sn715; Calibrated: 2025/2/20
- Phantom: ELI V5.0 (Left); Type: QD OVA 002 AA; Serial: 1232
- Measurement SW: DASY52, Version 52.10 (3); SEMCAD X Version 14.6.13 (7474)

Pin=100mW/Area Scan (71x71x1): Interpolated grid: dx=1.000 mm, dy=1.000 mm
Maximum value of SAR (interpolated) = 3.55 W/kg

Pin=100mW/Zoom Scan (8x8x7)/Cube 0: Measurement grid: dx=4mm, dy=4mm, dz=1.4mm
Reference Value = 58.15 V/m; Power Drift = -0.02 dB
Peak SAR (extrapolated) = 32.27 W/kg
SAR(1 g) = 8.19 W/kg; SAR(10 g) = 2.18 W/kg
Smallest distance from peaks to all points 3 dB below = 7.5 mm
Ratio of SAR at M2 to SAR at M1 = 64%
Maximum value of SAR (measured) = 18.62 W/kg

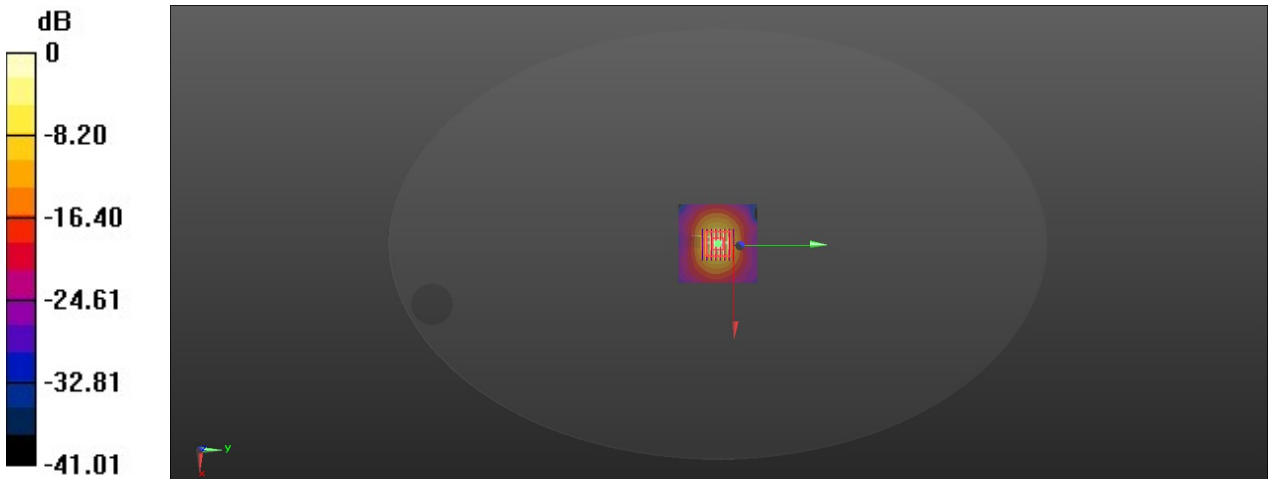

0 dB = 18.62 W/kg = 11.59 dBW/kg

Test Laboratory: Sporton International Inc. SAR/HAC Testing Lab Date: 2025/7/22

System Check_5600MHz

DUT: D5GHzV2-SN:1341

Communication System: UID 0, CW; Frequency: 5600 MHz;Duty Cycle: 1:1
Medium: HSL_5600 Medium parameters used: f = 5600 MHz; σ = 4.901 S/m; ε_r = 36.32; ρ = 1000 kg/m^3
Ambient Temperature：23.4 ℃; Liquid Temperature：22.6 ℃

DASY5 Configuration:
- Probe: EX3DV4 - SN7576; ConvF(4.85, 4.71, 4.87); Calibrated: 2024/10/10
- Sensor-Surface: 1.4mm (Mechanical Surface Detection)
- Electronics: DAE4 Sn715; Calibrated: 2025/2/20
- Phantom: ELI V5.0 (Left); Type: QD OVA 002 AA; Serial: 1232
- Measurement SW: DASY52, Version 52.10 (3); SEMCAD X Version 14.6.13 (7474)

Pin=100mW/Area Scan (71x71x1): Interpolated grid: dx=1.000 mm, dy=1.000 mm
Maximum value of SAR (interpolated) = 16.9 W/kg

Pin=100mW/Zoom Scan (7x7x7)/Cube 0: Measurement grid: dx=4mm, dy=4mm, dz=1.4mm
Reference Value = 60.81 V/m; Power Drift = 0.09 dB
Peak SAR (extrapolated) = 40.9 W/kg
SAR(1 g) = 8.38 W/kg; SAR(10 g) = 2.27 W/kg
Smallest distance from peaks to all points 3 dB below = 7.4 mm
Ratio of SAR at M2 to SAR at M1 = 59.6%
Maximum value of SAR (measured) = 21.8 W/kg

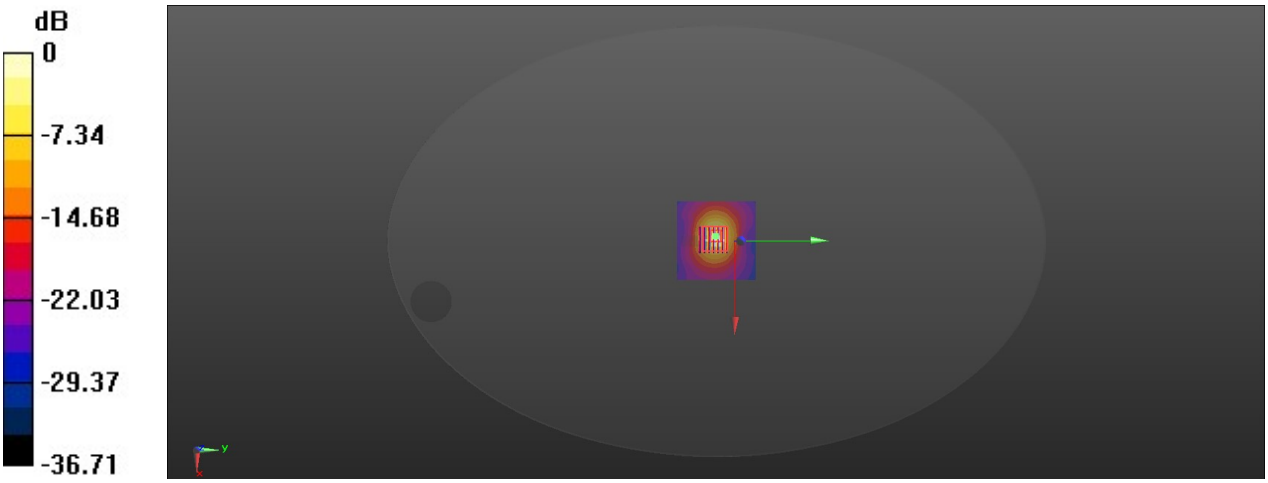

0 dB = 21.8 W/kg = 13.25 dBW/kg

Test Laboratory: Sporton International Inc. SAR/HAC Testing Lab Date: 2025/7/22

System Check_5800MHz

DUT: D5GHzV2-SN:1341

Communication System: UID 0, CW (0); Frequency: 5800 MHz;Duty Cycle: 1:1
Medium: HSL_5800 Medium parameters used: f = 5800 MHz; σ = 5.121 S/m; ε_r = 36.453; ρ = 1000 kg/m^3
Ambient Temperature：23.4 ℃; Liquid Temperature：22.6 ℃

DASY5 Configuration:
- Probe: EX3DV4 - SN7576; ConvF(5.02, 4.88, 5.04); Calibrated: 2024/10/10
- Sensor-Surface: 1.4mm (Mechanical Surface Detection)
- Electronics: DAE4 Sn715; Calibrated: 2025/2/20
- Phantom: ELI V5.0 (Left); Type: QD OVA 002 AA; Serial: 1232
- Measurement SW: DASY52, Version 52.10 (3); SEMCAD X Version 14.6.13 (7474)

Pin=100mW/Area Scan (71x71x1): Interpolated grid: dx=1.000 mm, dy=1.000 mm
Maximum value of SAR (interpolated) = 13.5 W/kg

Pin=100mW/Zoom Scan (7x7x7)/Cube 0: Measurement grid: dx=4mm, dy=4mm, dz=1.4mm
Reference Value = 68.60 V/m; Power Drift = -0.09 dB
Peak SAR (extrapolated) = 40.2 W/kg
SAR(1 g) = 7.85 W/kg; SAR(10 g) = 2.34 W/kg
Smallest distance from peaks to all points 3 dB below = 7.4 mm
Ratio of SAR at M2 to SAR at M1 = 58.3%
Maximum value of SAR (measured) = 22.1 W/kg



0 dB = 22.1 W/kg = 14.49 dBW/kg