Test Mode :	802.11n HT20	Test Channel :	11

100kHz PSD reference Level	High Channel Plot
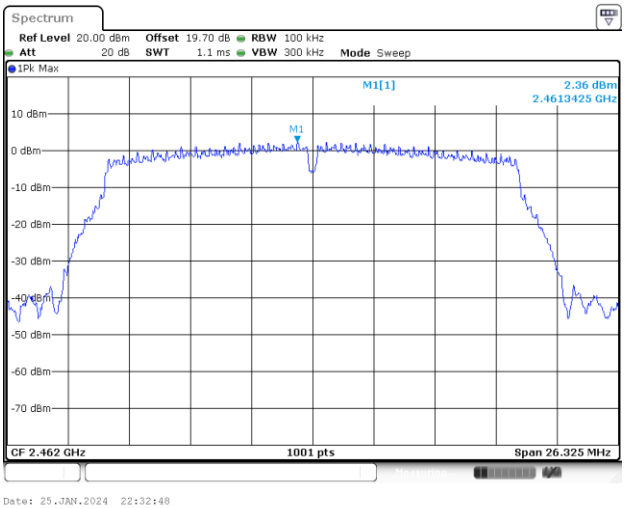	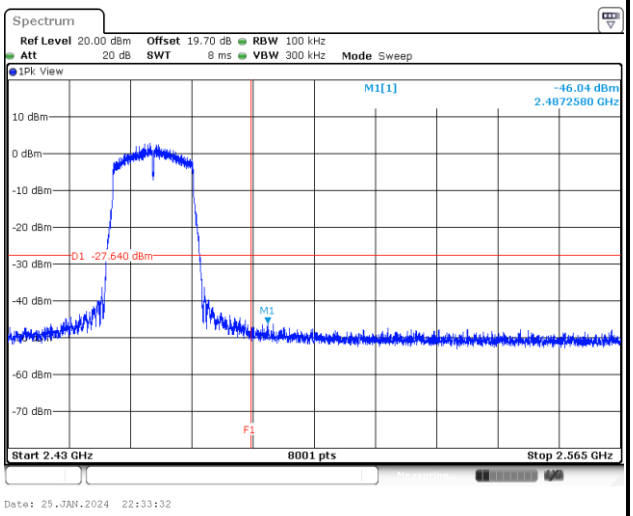
Spurious Emission 30MHz~1GHz	**Spurious Emission 1GHz~26.5GHz**
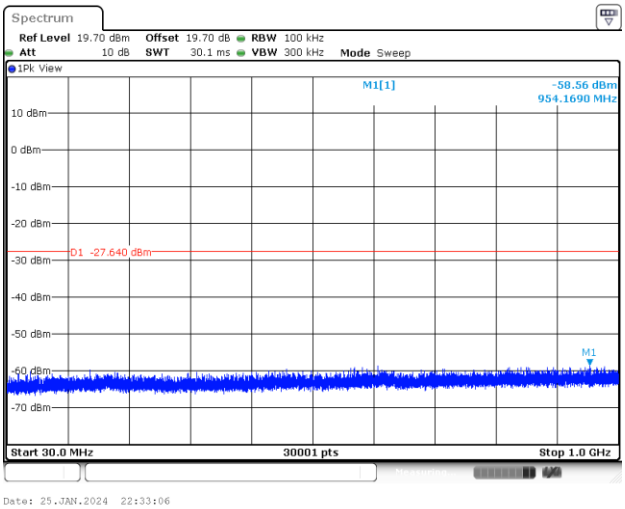	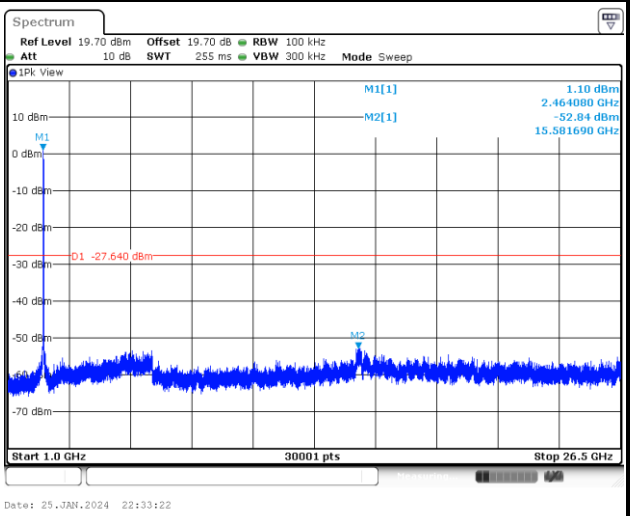

Test Mode :	802.11n HT20	Test Channel :	12

100kHz PSD reference Level	Low Channel Plot
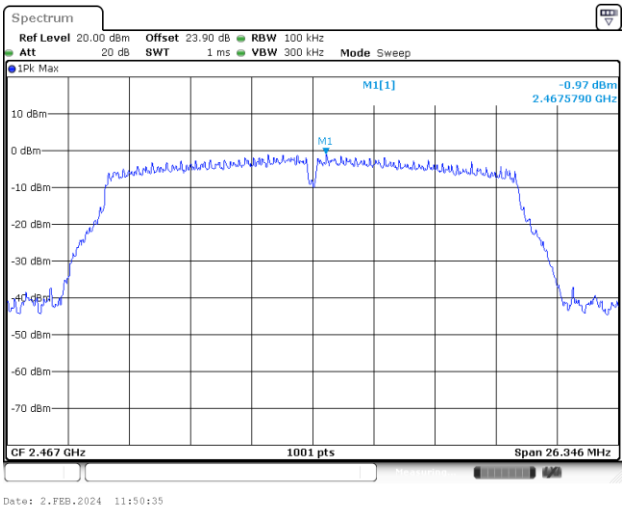	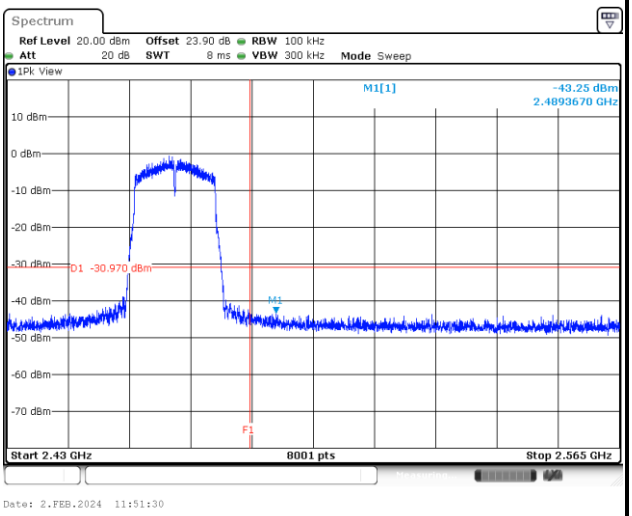
Spurious Emission 30MHz~1GHz	**Spurious Emission 1GHz~26.5GHz**
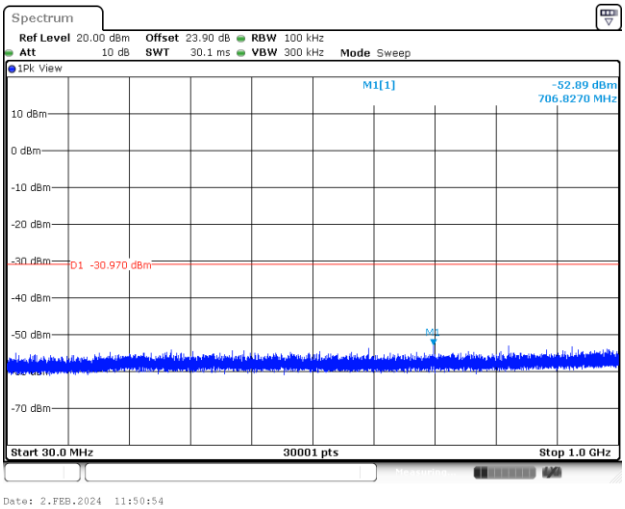	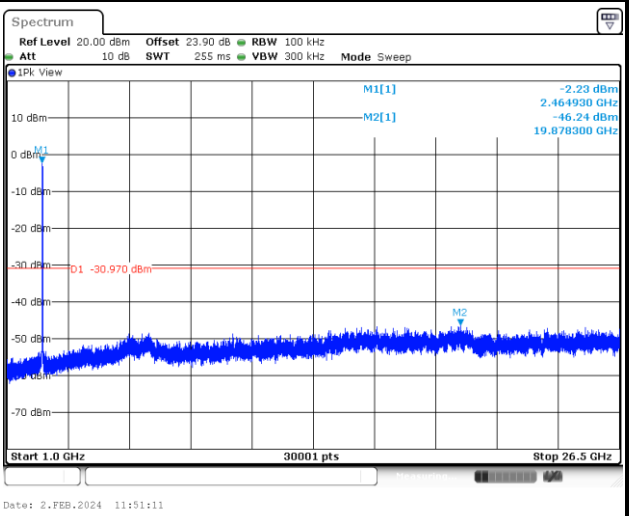

Test Mode :	802.11n HT20	Test Channel :	13

100kHz PSD reference Level	Middle Channel Plot
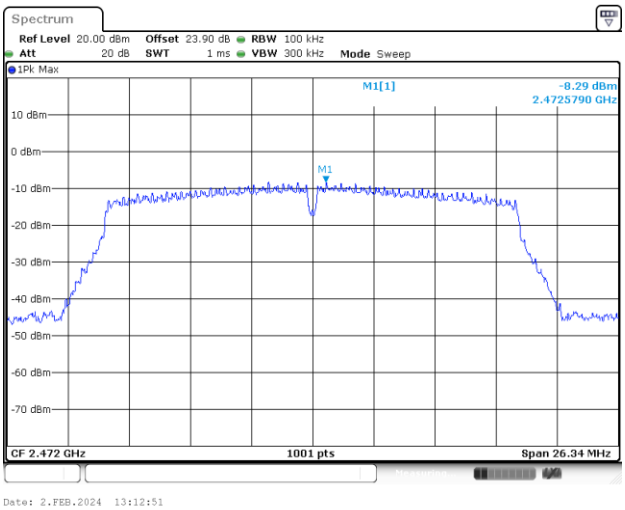	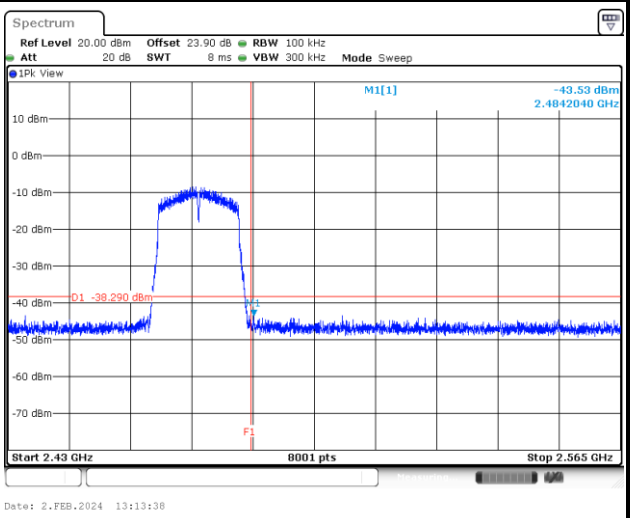
Spurious Emission 30MHz~1GHz	**Spurious Emission 1GHz~26.5GHz**
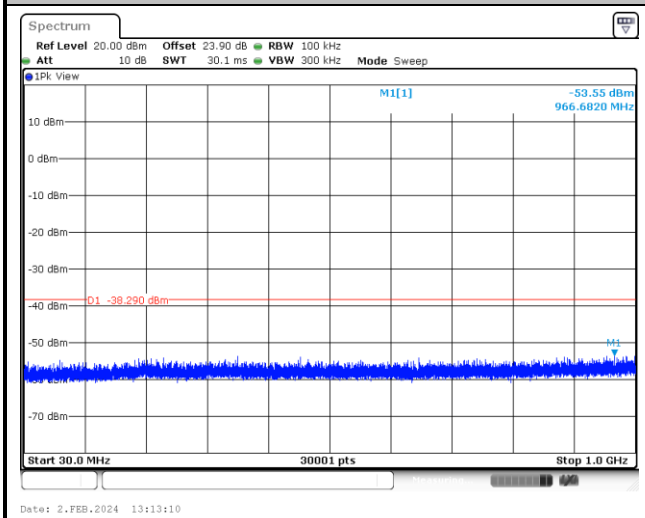	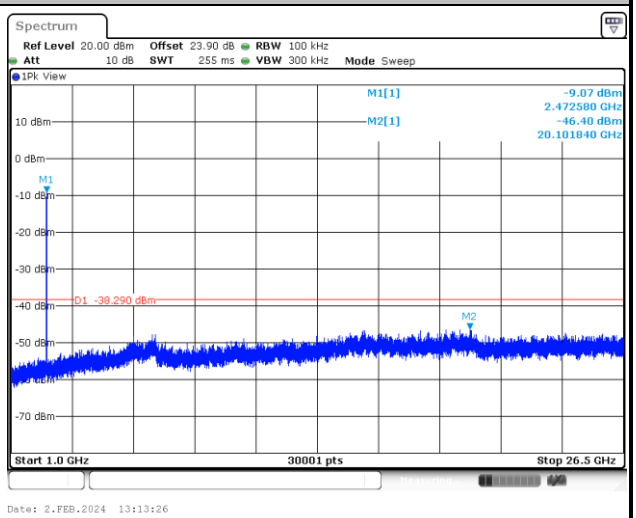

Appendix B. AC Conducted Emission Test Results

Test Engineer :	Calvin Wang	**Temperature :**	23~26℃
		Relative Humidity :	45~55%

EUT Information

Report NO :	362718-01
Test Mode :	Mode 1
Test Voltage :	120Vac/60Hz
Phase :	Line

Full Spectrum

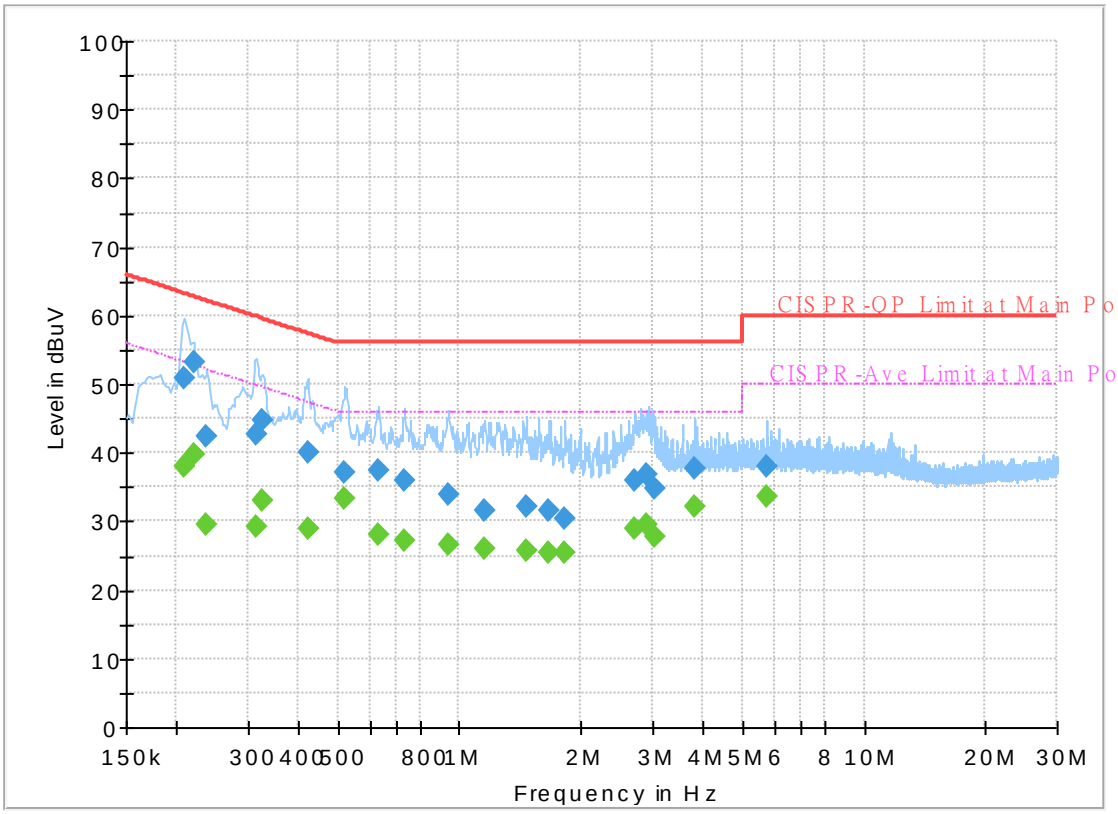

Final_Result

Frequency (MHz)	QuasiPeak (dBuV)	CAverage (dBuV)	Limit (dBuV)	Margin (dB)	Line	Filter	Corr. (dB)
0.208500	---	37.98	53.27	15.29	L1	OFF	19.8
0.208500	50.85	---	63.27	12.42	L1	OFF	19.8
0.219750	---	39.91	52.83	12.92	L1	OFF	19.8
0.219750	53.15	---	62.83	9.68	L1	OFF	19.8
0.237750	---	29.62	52.17	22.55	L1	OFF	19.8
0.237750	42.34	---	62.17	19.83	L1	OFF	19.8
0.314250	---	29.37	49.86	20.49	L1	OFF	19.8
0.314250	42.72	---	59.86	17.14	L1	OFF	19.8
0.325500	---	33.06	49.57	16.51	L1	OFF	19.8
0.325500	44.77	---	59.57	14.80	L1	OFF	19.8
0.422250	---	29.05	47.40	18.35	L1	OFF	19.8
0.422250	40.15	---	57.40	17.25	L1	OFF	19.8
0.521250	---	33.32	46.00	12.68	L1	OFF	19.8
0.521250	37.20	---	56.00	18.80	L1	OFF	19.8
0.631500	---	27.94	46.00	18.06	L1	OFF	19.8
0.631500	37.47	---	56.00	18.53	L1	OFF	19.8
0.730500	---	27.17	46.00	18.83	L1	OFF	19.8
0.730500	35.86	---	56.00	20.14	L1	OFF	19.8
0.937500	---	26.57	46.00	19.43	L1	OFF	19.8
0.937500	33.93	---	56.00	22.07	L1	OFF	19.8
1.155750	---	26.10	46.00	19.90	L1	OFF	19.8

1.155750	31.66	---	56.00	24.34	L1	OFF	19.8
1.464000	---	25.64	46.00	20.36	L1	OFF	19.8
1.464000	32.03	---	56.00	23.97	L1	OFF	19.8
1.666500	---	25.44	46.00	20.56	L1	OFF	19.9
1.666500	31.59	---	56.00	24.41	L1	OFF	19.9
1.824000	---	25.42	46.00	20.58	L1	OFF	19.9
1.824000	30.50	---	56.00	25.50	L1	OFF	19.9
2.719500	---	29.05	46.00	16.95	L1	OFF	19.9
2.719500	36.04	---	56.00	19.96	L1	OFF	19.9
2.908500	---	29.48	46.00	16.52	L1	OFF	19.9
2.908500	36.84	---	56.00	19.16	L1	OFF	19.9
3.030000	---	27.74	46.00	18.26	L1	OFF	19.9
3.030000	34.92	---	56.00	21.08	L1	OFF	19.9
3.819750	---	32.24	46.00	13.76	L1	OFF	19.9
3.819750	37.61	---	56.00	18.39	L1	OFF	19.9
5.739000	---	33.60	50.00	16.40	L1	OFF	20.0
5.739000	38.05	---	60.00	21.95	L1	OFF	20.0

EUT Information

Report NO :	362718-01
Test Mode :	Mode 1
Test Voltage :	120Vac/60Hz
Phase :	Neutral

Full Spectrum

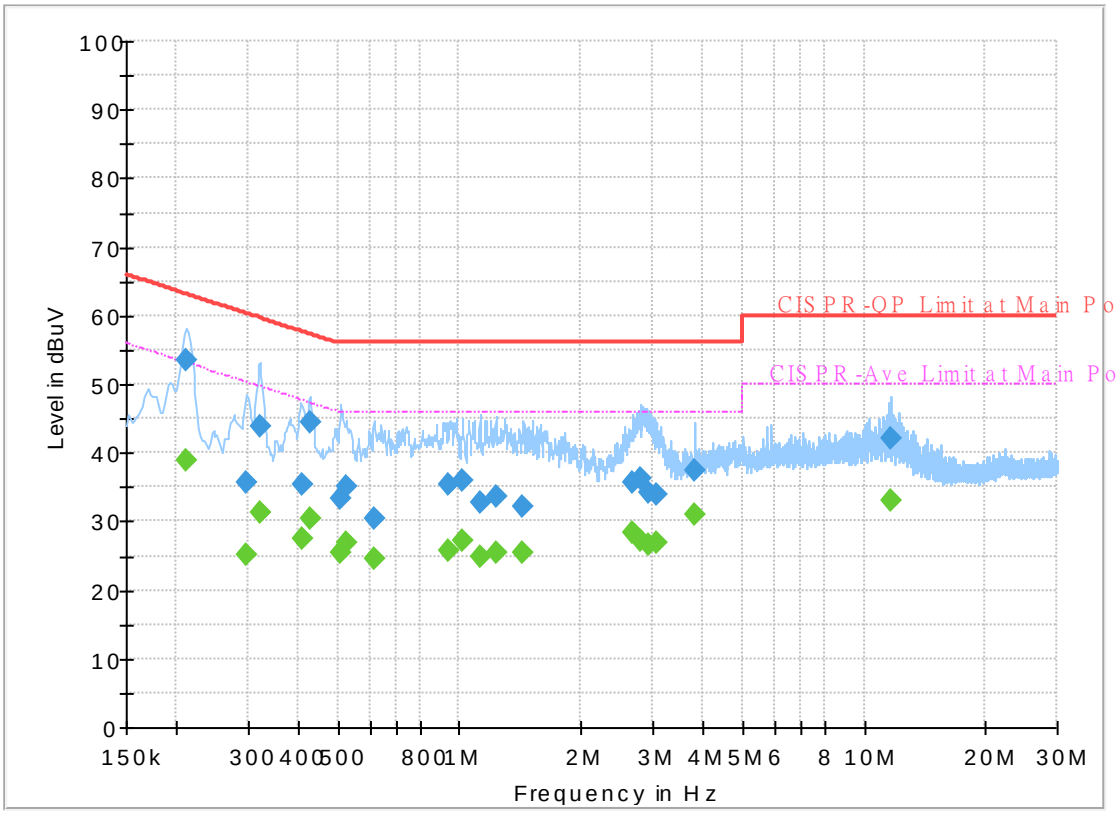

Final_Result

Frequency (MHz)	QuasiPeak (dBuV)	CAverage (dBuV)	Limit (dBuV)	Margin (dB)	Line	Filter	Corr. (dB)
0.210750	---	38.87	53.18	14.31	N	OFF	19.8
0.210750	53.63	---	63.18	9.55	N	OFF	19.8
0.296250	---	25.04	50.35	25.31	N	OFF	19.8
0.296250	35.63	---	60.35	24.72	N	OFF	19.8
0.321000	---	31.21	49.68	18.47	N	OFF	19.8
0.321000	43.94	---	59.68	15.74	N	OFF	19.8
0.408750	---	27.61	47.67	20.06	N	OFF	19.8
0.408750	35.47	---	57.67	22.20	N	OFF	19.8
0.426750	---	30.38	47.32	16.94	N	OFF	19.8
0.426750	44.31	---	57.32	13.01	N	OFF	19.8
0.507750	---	25.56	46.00	20.44	N	OFF	19.8
0.507750	33.36	---	56.00	22.64	N	OFF	19.8
0.525750	---	26.90	46.00	19.10	N	OFF	19.8
0.525750	35.00	---	56.00	21.00	N	OFF	19.8
0.615750	---	24.57	46.00	21.43	N	OFF	19.8
0.615750	30.51	---	56.00	25.49	N	OFF	19.8
0.944250	---	25.77	46.00	20.23	N	OFF	19.8
0.944250	35.27	---	56.00	20.73	N	OFF	19.8
1.016250	---	27.31	46.00	18.69	N	OFF	19.8
1.016250	36.05	---	56.00	19.95	N	OFF	19.8
1.122000	---	24.91	46.00	21.09	N	OFF	19.8

1.122000	32.62	---	56.00	23.38	N	OFF	19.8
1.227750	---	25.45	46.00	20.55	N	OFF	19.8
1.227750	33.74	---	56.00	22.26	N	OFF	19.8
1.439250	---	25.42	46.00	20.58	N	OFF	19.9
1.439250	32.14	---	56.00	23.86	N	OFF	19.9
2.670000	---	28.37	46.00	17.63	N	OFF	19.9
2.670000	35.70	---	56.00	20.30	N	OFF	19.9
2.809500	---	27.26	46.00	18.74	N	OFF	19.9
2.809500	36.33	---	56.00	19.67	N	OFF	19.9
2.951250	---	26.74	46.00	19.26	N	OFF	19.9
2.951250	34.17	---	56.00	21.83	N	OFF	19.9
3.057000	---	26.99	46.00	19.01	N	OFF	19.9
3.057000	33.78	---	56.00	22.22	N	OFF	19.9
3.817500	---	30.94	46.00	15.06	N	OFF	19.9
3.817500	37.31	---	56.00	18.69	N	OFF	19.9
11.604750	---	32.95	50.00	17.05	N	OFF	20.2
11.604750	42.08	---	60.00	17.92	N	OFF	20.2

Appendix C. Radiated Spurious Emission

Test Engineer :	Fu Chen, Yuan Lee, Sam Chou, and Troye Hsieh	Temperature :	18.1~20.7°C
		Relative Humidity :	42.7~65.5%

2.4GHz 2400~2483.5MHz

WIFI 802.11b (Band Edge @ 3m)

WIFI Ant.	Note	Frequency	Level	Margin	Limit Line	Read Level	Antenna Factor	Path Loss	Preamp Factor	Ant Pos	Table Pos	Peak Avg.	Pol.
0+1		(MHz)	(dBμV/m)	(dB)	(dBμV/m)	(dBμV)	(dB/m)	(dB)	(dB)	(cm)	(deg)	(P/A)	(H/V)
802.11b CH 01 2412MHz		2384.865	52.3	-21.7	74	42.56	27.45	17.09	34.8	114	163	P	H
		2390	41.41	-12.59	54	31.61	27.5	17.1	34.8	114	163	A	H
	*	2412	104.18	-	-	94.35	27.5	17.13	34.8	114	163	P	H
	*	2412	101.44	-	-	91.61	27.5	17.13	34.8	114	163	A	H
		2375.94	53.06	-20.94	74	43.42	27.36	17.08	34.8	118	272	P	V
		2390	42.13	-11.87	54	32.33	27.5	17.1	34.8	118	272	A	V
	*	2412	109.85	-	-	100.02	27.5	17.13	34.8	118	272	P	V
	*	2412	106.72	-	-	96.89	27.5	17.13	34.8	118	272	A	V
802.11b CH 06 2437MHz		2384.4	51.74	-22.26	74	42.01	27.44	17.09	34.8	111	162	P	H
		2385.52	40.83	-13.17	54	31.08	27.46	17.09	34.8	111	162	A	H
	*	2437	107.64	-	-	97.68	27.6	17.16	34.8	111	162	P	H
	*	2437	104.61	-	-	94.65	27.6	17.16	34.8	111	162	A	H
		2485.2	52.06	-21.94	74	41.93	27.7	17.23	34.8	111	162	P	H
		2487.92	40.75	-13.25	54	30.61	27.7	17.24	34.8	111	162	A	H
		2311.12	51.9	-22.1	74	42.39	27.3	17	34.79	104	122	P	V
		2386.48	41.29	-12.71	54	31.54	27.46	17.09	34.8	104	122	A	V
	*	2437	108.48	-	-	98.52	27.6	17.16	34.8	104	122	P	V
	*	2437	105.57	-	-	95.61	27.6	17.16	34.8	104	122	A	V
		2490.56	52.55	-21.45	74	42.41	27.7	17.24	34.8	104	122	P	V
		2485.36	41.27	-12.73	54	31.14	27.7	17.23	34.8	104	122	A	V

WIFI Ant. 0+1	Note	Frequency (MHz)	Level (dBμV/m)	Margin (dB)	Limit Line (dBμV/m)	Read Level (dBμV)	Antenna Factor (dB/m)	Path Loss (dB)	Preamp Factor (dB)	Ant Pos (cm)	Table Pos (deg)	Peak Avg. (P/A)	Pol. (H/V)
802.11b CH 11 2462MHz	*	2462	107.54	-	-	97.62	27.52	17.2	34.8	112	138	P	H
	*	2462	104.42	-	-	94.5	27.52	17.2	34.8	112	138	A	H
		2484.2	52.45	-21.55	74	42.32	27.7	17.23	34.8	112	138	P	H
		2486.88	40.94	-13.06	54	30.8	27.7	17.24	34.8	112	138	A	H
	*	2462	106.14	-	-	96.22	27.52	17.2	34.8	103	158	P	V
	*	2462	103.46	-	-	93.54	27.52	17.2	34.8	103	158	A	V
		2492.24	53.28	-20.72	74	43.14	27.7	17.24	34.8	103	158	P	V
		2491.92	42.8	-11.2	54	32.66	27.7	17.24	34.8	103	158	A	V
802.11b CH 12 2467MHz	*	2467	99.22	-	-	89.24	27.57	17.21	34.8	141	116	P	H
	*	2467	96.29	-	-	86.31	27.57	17.21	34.8	141	116	A	H
		2484.04	52.67	-21.33	74	42.54	27.7	17.23	34.8	141	116	P	H
		2484	43.02	-10.98	54	32.89	27.7	17.23	34.8	141	116	A	H
	*	2467	107.39	-	-	97.41	27.57	17.21	34.8	103	158	P	V
	*	2467	104.4	-	-	94.42	27.57	17.21	34.8	103	158	A	V
		2483.84	57.4	-16.6	74	47.27	27.7	17.23	34.8	103	158	P	V
		2483.92	50.76	-3.24	54	40.63	27.7	17.23	34.8	103	158	A	V
802.11b CH 13 2472MHz	*	2472	95.79	-	-	85.76	27.62	17.21	34.8	103	138	P	H
	*	2472	93.43	-	-	83.4	27.62	17.21	34.8	103	138	A	H
		2484.12	53.79	-20.21	74	43.66	27.7	17.23	34.8	103	138	P	H
		2483.72	45.98	-8.02	54	35.85	27.7	17.23	34.8	103	138	A	H
	*	2472	100.32	-	-	90.29	27.62	17.21	34.8	126	76	P	V
	*	2472	97.12	-	-	87.09	27.62	17.21	34.8	126	76	A	V
		2487.36	56.43	-17.57	74	46.29	27.7	17.24	34.8	126	76	P	V
		2487.52	50.47	-3.53	54	40.33	27.7	17.24	34.8	126	76	A	V
Remark	1. No other spurious found. 2. All results are PASS against Peak and Average limit line.												

2.4GHz 2400~2483.5MHz

WIFI 802.11b (Harmonic @ 3m)

WIFI Ant. 0+1	Note	Frequency (MHz)	Level (dBμV/m)	Margin (dB)	Limit Line (dBμV/m)	Read Level (dBμV)	Antenna Factor (dB/m)	Path Loss (dB)	Preamp Factor (dB)	Ant Pos (cm)	Table Pos (deg)	Peak Avg. (P/A)	Pol. (H/V)
802.11b CH 01 2412MHz		4824	45.25	-28.75	74	58.39	32.54	12.12	57.8	100	173	P	H
		4824	44.6	-9.4	54	57.74	32.54	12.12	57.8	100	173	A	H
		4824	43.68	-30.32	74	56.82	32.54	12.12	57.8	100	115	P	V
		4824	43.23	-10.77	54	56.37	32.54	12.12	57.8	100	115	A	V
802.11b CH 06 2437MHz		4874	44.25	-29.75	74	57.26	32.7	12.11	57.82	110	224	P	H
		4874	39.4	-14.6	54	52.41	32.7	12.11	57.82	110	224	A	H
		7311	44.47	-29.53	74	51.42	36.86	14.64	58.45	-	-	P	H
		4874	43.82	-30.18	74	56.83	32.7	12.11	57.82	100	313	P	V
		4874	37.93	-16.07	54	50.94	32.7	12.11	57.82	100	313	A	V
		7311	43.62	-30.38	74	50.57	36.86	14.64	58.45	-	-	P	V
802.11b CH 11 2462MHz		4924	41.93	-32.07	74	54.84	32.84	12.09	57.84	-	-	P	H
		7386	42.8	-31.2	74	50.21	36.48	14.53	58.42	-	-	P	H
		4924	43.19	-30.81	74	56.1	32.84	12.09	57.84	-	-	P	V
		7386	44.11	-29.89	74	51.52	36.48	14.53	58.42	-	-	P	V
802.11b CH 12 2467MHz		4934	41.05	-32.95	74	53.89	32.9	12.1	57.84	100	0	P	H
		7401	42.34	-31.66	74	49.86	36.4	14.5	58.42	100	0	P	H
		4934	41.71	-32.29	74	54.55	32.9	12.1	57.84	100	0	P	V
		7401	42.48	-31.52	74	50	36.4	14.5	58.42	100	0	P	V
802.11b CH 13 2472MHz		4944	42.74	-31.26	74	55.54	32.96	12.09	57.85	-	-	P	H
		7416	42	-32	74	49.51	36.37	14.53	58.41	-	-	P	H
		4944	42.27	-31.73	74	55.07	32.96	12.09	57.85	-	-	P	V
		7416	43.6	-30.4	74	51.11	36.37	14.53	58.41	-	-	P	V
Remark	1. No other spurious found. 2. All results are PASS against Peak and Average limit line. 3. The emission position marked as "-" means no suspected emission found with sufficient margin against limit line or noise floor only.												

2.4GHz 2400~2483.5MHz

WIFI 802.11g (Band Edge @ 3m)

WIFI Ant. 0+1	Note	Frequency (MHz)	Level (dBμV/m)	Margin (dB)	Limit Line (dBμV/m)	Read Level (dBμV)	Antenna Factor (dB/m)	Path Loss (dB)	Preamp Factor (dB)	Ant Pos (cm)	Table Pos (deg)	Peak Avg. (P/A)	Pol. (H/V)
802.11g CH 01 2412MHz		2389.8	60.07	-13.93	74	50.27	27.5	17.1	34.8	121	132	P	H
		2390	46.02	-7.98	54	36.22	27.5	17.1	34.8	121	132	A	H
	*	2412	110.08	-	-	100.25	27.5	17.13	34.8	121	132	P	H
	*	2412	103.07	-	-	93.24	27.5	17.13	34.8	121	132	A	H
		2389.695	62.11	-11.89	74	52.31	27.5	17.1	34.8	242	168	P	V
		2390	48.31	-5.69	54	38.51	27.5	17.1	34.8	242	168	A	V
	*	2412	110.43	-	-	100.6	27.5	17.13	34.8	242	168	P	V
	*	2412	102.59	-	-	92.76	27.5	17.13	34.8	242	168	A	V
802.11g CH 06 2437MHz		2384.24	52.2	-21.8	74	42.47	27.44	17.09	34.8	295	126	P	H
		2390	42.13	-11.87	54	32.33	27.5	17.1	34.8	295	126	A	H
	*	2437	109.87	-	-	99.91	27.6	17.16	34.8	295	126	P	H
	*	2437	102.24	-	-	92.28	27.6	17.16	34.8	295	126	A	H
		2485.28	52.57	-21.43	74	42.44	27.7	17.23	34.8	295	126	P	H
		2483.6	41.33	-12.67	54	31.2	27.7	17.23	34.8	295	126	A	H
		2385.68	54.35	-19.65	74	44.6	27.46	17.09	34.8	100	154	P	V
		2389.68	43.46	-10.54	54	33.66	27.5	17.1	34.8	100	154	A	V
	*	2437	111.79	-	-	101.83	27.6	17.16	34.8	100	154	P	V
	*	2437	104.53	-	-	94.57	27.6	17.16	34.8	100	154	A	V
		2488.72	54.12	-19.88	74	43.98	27.7	17.24	34.8	100	154	P	V
		2483.52	43.19	-10.81	54	33.06	27.7	17.23	34.8	100	154	A	V
802.11g CH 11 2462MHz	*	2462	108	-	-	98.08	27.52	17.2	34.8	107	136	P	H
	*	2462	100.59	-	-	90.67	27.52	17.2	34.8	107	136	A	H
		2485.88	56.77	-17.23	74	46.64	27.7	17.23	34.8	107	136	P	H
		2485.04	44.7	-9.3	54	34.57	27.7	17.23	34.8	107	136	A	H
	*	2462	112.61	-	-	102.69	27.52	17.2	34.8	100	157	P	V
	*	2462	104.91	-	-	94.99	27.52	17.2	34.8	100	157	A	V
		2483.72	62.06	-11.94	74	51.93	27.7	17.23	34.8	100	157	P	V
		2483.6	49.32	-4.68	54	39.19	27.7	17.23	34.8	100	157	A	V

WIFI Ant. 0+1	Note	Frequency (MHz)	Level (dBμV/m)	Margin (dB)	Limit Line (dBμV/m)	Read Level (dBμV)	Antenna Factor (dB/m)	Path Loss (dB)	Preamp Factor (dB)	Ant Pos (cm)	Table Pos (deg)	Peak Avg. (P/A)	Pol. (H/V)
802.11g CH 12 2467MHz	*	2467	105.08	-	-	95.1	27.57	17.21	34.8	147	180	P	H
	*	2467	97.49	-	-	87.51	27.57	17.21	34.8	147	180	A	H
		2483.56	56.03	-17.97	74	45.9	27.7	17.23	34.8	147	180	P	H
		2483.52	45.28	-8.72	54	35.15	27.7	17.23	34.8	147	180	A	H
	*	2467	108.28	-	-	98.3	27.57	17.21	34.8	100	158	P	V
	*	2467	100.72	-	-	90.74	27.57	17.21	34.8	100	158	A	V
		2483.68	61.58	-12.42	74	51.45	27.7	17.23	34.8	100	158	P	V
		2483.52	49.12	-4.88	54	38.99	27.7	17.23	34.8	100	158	A	V
802.11g CH 13 2472MHz	*	2472	101.97	-	-	91.94	27.62	17.21	34.8	100	139	P	H
	*	2472	94.55	-	-	84.52	27.62	17.21	34.8	100	139	A	H
		2484.88	56.42	-17.58	74	46.29	27.7	17.23	34.8	100	139	P	H
		2484.16	46.98	-7.02	54	36.85	27.7	17.23	34.8	100	139	A	H
	*	2472	104.2	-	-	94.17	27.62	17.21	34.8	124	87	P	V
	*	2472	96.17	-	-	86.14	27.62	17.21	34.8	124	87	A	V
		2484.36	60.95	-13.05	74	50.82	27.7	17.23	34.8	124	87	P	V
		2484.12	50.77	-3.23	54	40.64	27.7	17.23	34.8	124	87	A	V
Remark	1. No other spurious found. 2. All results are PASS against Peak and Average limit line.												

2.4GHz 2400~2483.5MHz

WIFI 802.11g (Harmonic @ 3m)

WIFI Ant. 0+1	Note	Frequency (MHz)	Level (dBμV/m)	Margin (dB)	Limit Line (dBμV/m)	Read Level (dBμV)	Antenna Factor (dB/m)	Path Loss (dB)	Preamp Factor (dB)	Ant Pos (cm)	Table Pos (deg)	Peak Avg. (P/A)	Pol. (H/V)
802.11g CH 01 2412MHz		4824	39.94	-34.06	74	53.08	32.54	12.12	57.8	100	179	P	H
		4824	36.1	-17.9	54	49.24	32.54	12.12	57.8	100	179	A	H
		4824	42.5	-31.5	74	55.64	32.54	12.12	57.8	110	302	P	V
		4824	35.07	-18.93	54	48.21	32.54	12.12	57.8	110	302	A	V
802.11g CH 06 2437MHz		4874	41.52	-32.48	74	54.53	32.7	12.11	57.82	-	-	P	H
		7311	43.71	-30.29	74	50.66	36.86	14.64	58.45	-	-	P	H
		4874	42.33	-31.67	74	55.34	32.7	12.11	57.82	-	-	P	V
		7311	44.75	-29.25	74	51.7	36.86	14.64	58.45	-	-	P	V
802.11g CH 11 2462MHz		4924	41.3	-32.7	74	54.21	32.84	12.09	57.84	-	-	P	H
		7386	43.19	-30.81	74	50.6	36.48	14.53	58.42	-	-	P	H
		4924	41.33	-32.67	74	54.24	32.84	12.09	57.84	-	-	P	V
		7386	44.17	-29.83	74	51.58	36.48	14.53	58.42	-	-	P	V
i802.11g CH 12 2467MHz		4934	41.3	-32.7	74	54.14	32.9	12.1	57.84	-	-	P	H
		7401	42.35	-31.65	74	49.87	36.4	14.5	58.42	-	-	P	H
		4934	41.27	-32.73	74	54.11	32.9	12.1	57.84	-	-	P	V
		7401	42.24	-31.76	74	49.76	36.4	14.5	58.42	-	-	P	V
802.11g CH 13 2472MHz		4944	41.95	-32.05	74	54.75	32.96	12.09	57.85	-	-	P	H
		7416	43.16	-30.84	74	50.67	36.37	14.53	58.41	-	-	P	H
		4944	41.43	-32.57	74	54.23	32.96	12.09	57.85	-	-	P	V
		7416	42.87	-31.13	74	50.38	36.37	14.53	58.41	-	-	P	V
Remark	1. No other spurious found. 2. All results are PASS against Peak and Average limit line. 3. The emission position marked as "-" means no suspected emission found with sufficient margin against limit line or noise floor only.												

2.4GHz 2400~2483.5MHz

WIFI 802.11n HT20 (Band Edge @ 3m)

WIFI Ant. 0+1	Note	Frequency (MHz)	Level (dBμV/m)	Margin (dB)	Limit Line (dBμV/m)	Read Level (dBμV)	Antenna Factor (dB/m)	Path Loss (dB)	Preamp Factor (dB)	Ant Pos (cm)	Table Pos (deg)	Peak Avg. (P/A)	Pol. (H/V)
802.11n HT20 CH 01 2412MHz		2389.905	59.76	-14.24	74	49.96	27.5	17.1	34.8	123	132	P	H
		2390	46.13	-7.87	54	36.33	27.5	17.1	34.8	123	132	A	H
	*	2412	108.98	-	-	99.15	27.5	17.13	34.8	123	132	P	H
	*	2412	102.1	-	-	92.27	27.5	17.13	34.8	123	132	A	H
		2389.38	63.12	-10.88	74	53.33	27.49	17.1	34.8	154	167	P	V
		2390	50.21	-3.79	54	40.41	27.5	17.1	34.8	154	167	A	V
	*	2412	111.86	-	-	102.03	27.5	17.13	34.8	154	167	P	V
	*	2412	104.2	-	-	94.37	27.5	17.13	34.8	154	167	A	V
802.11n HT20 CH 06 2437MHz		2339.76	51.63	-22.37	74	42.09	27.3	17.03	34.79	371	125	P	H
		2390	41.12	-12.88	54	31.32	27.5	17.1	34.8	371	125	A	H
	*	2437	109.66	-	-	99.7	27.6	17.16	34.8	371	125	P	H
	*	2437	102.41	-	-	92.45	27.6	17.16	34.8	371	125	A	H
		2484.8	51.93	-22.07	74	41.8	27.7	17.23	34.8	371	125	P	H
		2483.84	41.24	-12.76	54	31.11	27.7	17.23	34.8	371	125	A	H
		2360.88	54.28	-19.72	74	44.71	27.3	17.06	34.79	108	87	P	V
		2389.84	43.45	-10.55	54	33.65	27.5	17.1	34.8	108	87	A	V
	*	2437	111.41	-	-	101.45	27.6	17.16	34.8	108	87	P	V
	*	2437	104.37	-	-	94.41	27.6	17.16	34.8	108	87	A	V
		2483.68	53.6	-20.4	74	43.47	27.7	17.23	34.8	108	87	P	V
		2483.52	42.67	-11.33	54	32.54	27.7	17.23	34.8	108	87	A	V
802.11n HT20 CH 11 2462MHz	*	2462	108.14	-	-	98.22	27.52	17.2	34.8	107	136	P	H
	*	2462	100.61	-	-	90.69	27.52	17.2	34.8	107	136	A	H
		2484.12	59.7	-14.3	74	49.57	27.7	17.23	34.8	107	136	P	H
		2484.16	45.55	-8.45	54	35.42	27.7	17.23	34.8	107	136	A	H
	*	2462	111.78	-	-	101.86	27.52	17.2	34.8	101	157	P	V
	*	2462	104.42	-	-	94.5	27.52	17.2	34.8	101	157	A	V
		2483.88	64.4	-9.6	74	54.27	27.7	17.23	34.8	101	157	P	V
		2483.52	49.41	-4.59	54	39.28	27.7	17.23	34.8	101	157	A	V

WIFI Ant. 0+1	Note	Frequency (MHz)	Level (dBμV/m)	Margin (dB)	Limit Line (dBμV/m)	Read Level (dBμV)	Antenna Factor (dB/m)	Path Loss (dB)	Preamp Factor (dB)	Ant Pos (cm)	Table Pos (deg)	Peak Avg. (P/A)	Pol. (H/V)
802.11n HT20 CH 12 2467MHz	*	2467	105.66	-	-	95.68	27.57	17.21	34.8	400	124	P	H
	*	2467	98.09	-	-	88.11	27.57	17.21	34.8	400	124	A	H
		2483.52	61.38	-12.62	74	51.25	27.7	17.23	34.8	400	124	P	H
		2483.52	48.69	-5.31	54	38.56	27.7	17.23	34.8	400	124	A	H
	*	2467	109.1	-	-	99.12	27.57	17.21	34.8	100	157	P	V
	*	2467	101.27	-	-	91.29	27.57	17.21	34.8	100	157	A	V
		2484.2	64.82	-9.18	74	54.69	27.7	17.23	34.8	100	157	P	V
		2483.52	50.82	-3.18	54	40.69	27.7	17.23	34.8	100	157	A	V
802.11n HT20 CH 13 2472MHz	*	2472	99.58	-	-	89.55	27.62	7.28	34.8	103	141	P	H
	*	2472	91.73	-	-	81.7	27.62	7.28	34.8	103	141	A	H
		2483.8	56.28	-17.72	74	46.15	27.7	17.23	34.8	103	141	P	H
		2484.2	46.08	-7.92	54	35.95	27.7	17.23	34.8	103	141	A	H
	*	2472	102.21	-	-	92.18	27.62	17.21	34.8	100	85	P	V
	*	2472	94.19	-	-	84.16	27.62	17.21	34.8	100	85	A	V
		2483.64	59.39	-14.61	74	49.26	27.7	17.23	34.8	100	85	P	V
		2483.52	50.82	-3.18	54	40.69	27.7	17.23	34.8	100	85	A	V
Remark	1. No other spurious found. 2. All results are PASS against Peak and Average limit line.												

2.4GHz 2400~2483.5MHz

WIFI 802.11n HT20 (Harmonic @ 3m)

WIFI Ant. 0+1	Note	Frequency (MHz)	Level (dBμV/m)	Margin (dB)	Limit Line (dBμV/m)	Read Level (dBμV)	Antenna Factor (dB/m)	Path Loss (dB)	Preamp Factor (dB)	Ant Pos (cm)	Table Pos (deg)	Peak Avg. (P/A)	Pol. (H/V)
802.11n HT20 CH 01 2412MHz		4824	46.97	-27.03	74	60.11	32.54	12.12	57.8	103	178	P	H
		4824	35.66	-18.34	54	48.8	32.54	12.12	57.8	103	178	A	H
		4824	45.97	-28.03	74	59.11	32.54	12.12	57.8	110	301	P	V
		4824	35.17	-18.83	54	48.31	32.54	12.12	57.8	110	301	A	V
802.11n HT20 CH 06 2437MHz		4874	43.23	-30.77	74	56.24	32.7	12.11	57.82	-	-	P	H
		7311	43.48	-30.52	74	50.43	36.86	14.64	58.45	-	-	P	H
		4874	41.07	-32.93	74	54.08	32.7	12.11	57.82	-	-	P	V
		7311	46.94	-27.06	74	53.89	36.86	14.64	58.45	105	87	P	V
		7311	32.94	-21.06	54	39.89	36.86	14.64	58.45	105	87	A	V
802.11n HT20 CH 11 2462MHz		4924	42.02	-31.98	74	54.93	32.84	12.09	57.84	-	-	P	H
		7386	42.61	-31.39	74	50.02	36.48	14.53	58.42	-	-	P	H
		4924	40.9	-33.1	74	53.81	32.84	12.09	57.84	-	-	P	V
		7386	43.22	-30.78	74	50.63	36.48	14.53	58.42	-	-	P	V
802.11n HT20 CH 12 2467MHz		4934	41.9	-32.1	74	54.74	32.9	12.1	57.84	-	-	P	H
		7401	43.01	-30.99	74	50.53	36.4	14.5	58.42	-	-	P	H
		4934	41.16	-32.84	74	54	32.9	12.1	57.84	-	-	P	V
		7401	42.07	-31.93	74	49.59	36.4	14.5	58.42	-	-	P	V
802.11n HT20 CH 13 2472MHz		4944	42.13	-31.87	74	54.93	32.96	12.09	57.85	-	-	P	H
		7416	44.07	-29.93	74	51.58	36.37	14.53	58.41	-	-	P	H
		4944	42.17	-31.83	74	54.97	32.96	12.09	57.85	-	-	P	V
		7416	43.59	-30.41	74	51.1	36.37	14.53	58.41	-	-	P	V
Remark	1. No other spurious found. 2. All results are PASS against Peak and Average limit line. 3. The emission position marked as "-" means no suspected emission found with sufficient margin against limit line or noise floor only.												

Emission above 18GHz

2.4GHz WIFI 802.11n HT20 (SHF)

WIFI	Note	Frequency	Level	Margin	Limit	Read	Antenna	Path	Preamp	Ant	Table	Peak	Pol.
Ant.					Line	Level	Factor	Loss	Factor	Pos	Pos	Avg.	
0+1		(MHz)	(dBμV/m)	(dB)	(dBμV/m)	(dBμV)	(dB/m)	(dB)	(dB)	(cm)	(deg)	(P/A)	(H/V)
2.4GHz 802.11n HT20 SHF		24734	40.75	-33.25	74	36.98	39.33	17.85	53.41	-	-	P	H
		24720	40.98	-33.02	74	37.2	39.36	17.83	53.41	-	-	P	V
Remark	1. No other spurious found. 2. All results are PASS against limit line. 3. The emission position marked as "-" means no suspected emission found with sufficient margin against limit line or noise floor only.												

Emission below 1GHz

2.4GHz WIFI 802.11n HT20 (LF)

WIFI Ant. 0+1	Note	Frequency (MHz)	Level (dBμV/m)	Margin (dB)	Limit Line (dBμV/m)	Read Level (dBμV)	Antenna Factor (dB/m)	Path Loss (dB)	Preamp Factor (dB)	Ant Pos (cm)	Table Pos (deg)	Peak Avg. (P/A)	Pol. (H/V)
2.4GHz 802.11n HT20 LF		54.03	29.74	-10.26	40	47.97	12.63	1.31	32.17	-	-	P	H
		207.39	35.64	-7.86	43.5	50.61	15.02	2.34	32.33	-	-	P	H
		240.87	27.74	-18.26	46	40.34	17.12	2.48	32.2	-	-	P	H
		498.1	29.03	-16.97	46	34.28	23.68	3.53	32.46	-	-	P	H
		664.7	36.57	-9.43	46	37.99	26.36	4.06	31.84	-	-	P	H
		863.5	33.14	-12.86	46	31.02	29.15	4.57	31.6	-	-	P	H
		54.03	33.77	-6.23	40	52	12.63	1.31	32.17	-	-	P	V
		81.03	26.4	-13.6	40	43.88	13.24	1.61	32.33	-	-	P	V
		179.85	27.8	-15.7	43.5	42.88	14.7	2.19	31.97	-	-	P	V
		666.8	38.96	-7.04	46	40.34	26.38	4.07	31.83	-	-	P	V
		831.3	34.15	-11.85	46	32.98	28.2	4.57	31.6	-	-	P	V
		999.3	36.7	-17.3	54	31.94	30.15	5.01	30.4	-	-	P	V
Remark	1. No other spurious found. 2. All results are PASS against limit line. 3. The emission position marked as “-” means no suspected emission found and emission level has at least 6dB margin against limit or emission is noise floor only.												

Note symbol

*	**Fundamental Frequency** which can be ignored. However, the level of any unwanted emissions shall not exceed the level of the fundamental frequency.
!	Test result is **Margin** line.
P/A	**P**eak or **A**verage
H/V	**H**orizontal or **V**ertical

A calculation example for radiated spurious emission is shown as below:

WIFI	Note	Frequency	Level	Margin	Limit	Read	Antenna	Path	Preamp	Ant	Table	Peak	Pol.
Ant.					Line	Level	Factor	Loss	Factor	Pos	Pos	Avg.	
0+1		(MHz)	(dBμV/m)	(dB)	(dBμV/m)	(dBμV)	(dB/m)	(dB)	(dB)	(cm)	(deg)	(P/A)	(H/V)
802.11b CH 01 2412MHz		2390	55.45	-18.55	74	54.51	32.22	4.58	35.86	103	308	P	H
		2390	43.54	-10.46	54	42.6	32.22	4.58	35.86	103	308	A	H

1. Path Loss(dB) = Cable loss(dB) + Filter loss(dB) + Attenuator loss(dB)
2. Level(dBμV/m) =

Antenna Factor(dB/m) + Path Loss(dB) + Read Level(dBμV) - Preamp Factor(dB)

3. Margin(dB) = Level(dBμV/m) – Limit Line(dBμV/m)

For Peak Limit @ 2390MHz:

1. Level(dBμV/m)

= Antenna Factor(dB/m) + Path Loss(dB) + Read Level(dBμV) - Preamp Factor(dB)

= 32.22(dB/m) + 4.58(dB) + 54.51(dBμV) – 35.86 (dB)

= 55.45 (dBμV/m)

2. Margin(dB)

= Level(dBμV/m) – Limit Line(dBμV/m)

= 55.45(dBμV/m) – 74(dBμV/m)

= -18.55(dB)

For Average Limit @ 2390MHz:

1. Level(dBμV/m)

= Antenna Factor(dB/m) + Path Loss(dB) + Read Level(dBμV) - Preamp Factor(dB)

= 32.22(dB/m) + 4.58(dB) + 42.6(dBμV) – 35.86 (dB)

= 43.54 (dBμV/m)

2. Margin(dB)

= Level(dBμV/m) – Limit Line(dBμV/m)

= 43.54(dBμV/m) – 54(dBμV/m)

= -10.46(dB)

Both peak and average measured complies with the limit line, so test result is “PASS”.

Appendix D. Radiated Spurious Emission Plots

Test Engineer :	Fu Chen, Yuan Lee, Sam Chou, and Troye Hsieh	**Temperature :**	18.1~20.7°C
		Relative Humidity :	42.7~65.5%

Note symbol

-L	**Low channel location**
-R	**High channel location**

2.4GHz 2400~2483.5MHz

WIFI 802.11b (Band Edge @ 3m)

WIFI	2.4GHz 2400~2483.5MHz Band Edge @ 3m	
ANT	802.11b CH01 2412MHz	
0+1	Horizontal	Fundamental
Peak	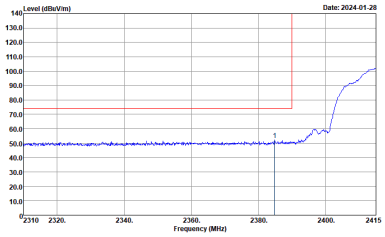 Site : 03CH11-HY Condition : PEAK_BE_74 3m 9120D_01620_230817 HORIZONTAL : RBW:1000.000KHz VBW:3000.000KHz SWT:Auto	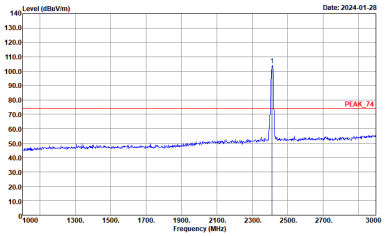 Site : 03CH11-HY Condition : PEAK_74 3m 9120D_01620_230817 HORIZONTAL : RBW:1000.000KHz VBW:3000.000KHz SWT:Auto
Avg.	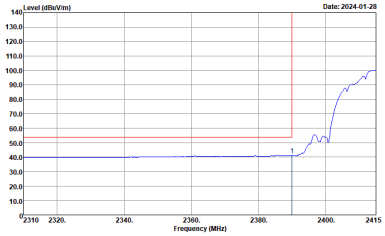 Site : 03CH11-HY Condition : AVG_BE_54 3m 9120D_01620_230817 HORIZONTAL : RBW:1000.000KHz VBW:0.010KHz SWT:Auto	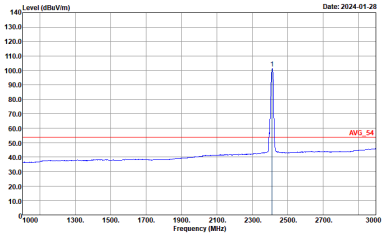 Site : 03CH11-HY Condition : AVG_54 3m 9120D_01620_230817 HORIZONTAL : RBW:1000.000KHz VBW:0.010KHz SWT:Auto

WIFI	2.4GHz 2400~2483.5MHz Band Edge @ 3m	
ANT	802.11b CH01 2412MHz	
0+1	Vertical	Fundamental
Peak	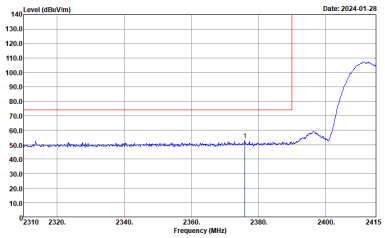	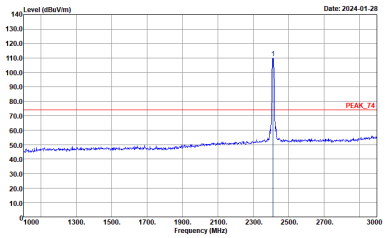
Avg.	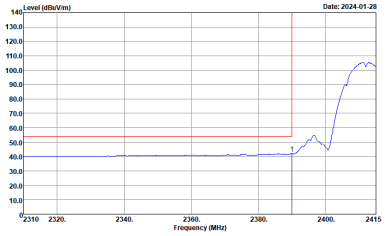	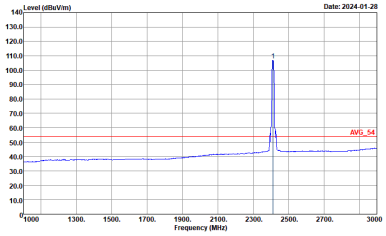

WIFI	2.4GHz 2400~2483.5MHz Band Edge @ 3m	
ANT	802.11b CH06 2437MHz - L	
0+1	Horizontal	Fundamental
Peak	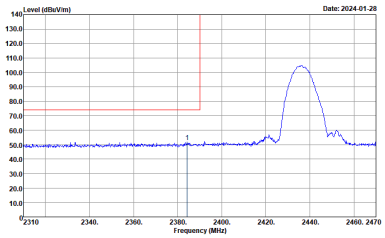	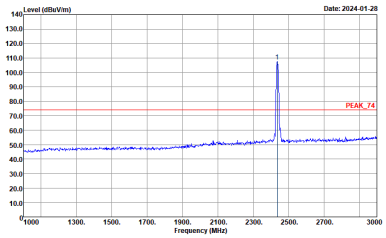
Avg.	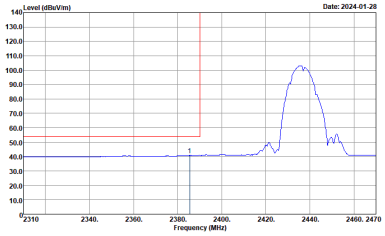	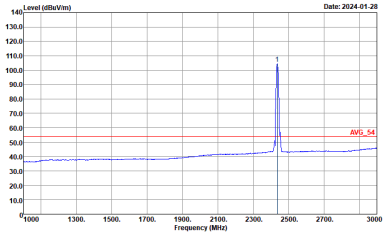

WIFI	2.4GHz 2400~2483.5MHz Band Edge @ 3m	
ANT	802.11b CH06 2437MHz - R	
0+1	Horizontal	Fundamental
Peak	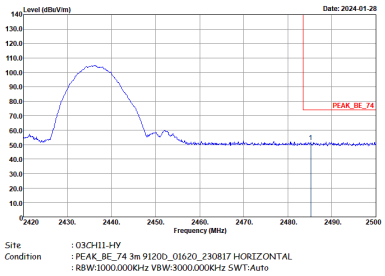	Left blank
Avg.	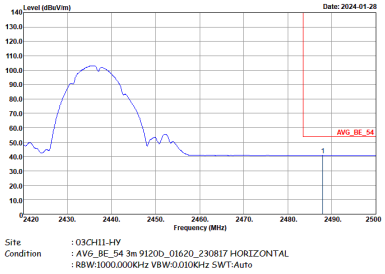	Left blank

WIFI	2.4GHz 2400~2483.5MHz Band Edge @ 3m	
ANT	802.11b CH06 2437MHz - L	
0+1	Vertical	Fundamental
Peak	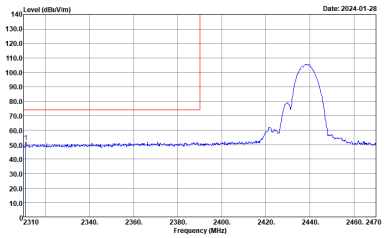	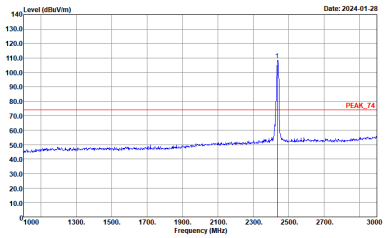
Avg.	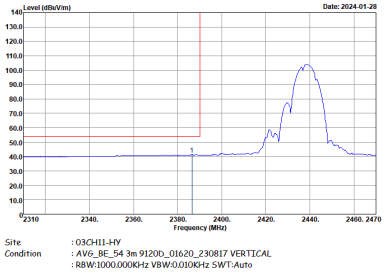	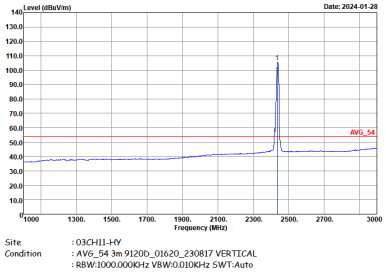

WIFI	2.4GHz 2400~2483.5MHz Band Edge @ 3m	
ANT	802.11b CH06 2437MHz - R	
0+1	Vertical	Fundamental
Peak	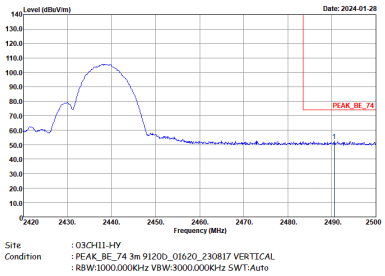	Left blank
Avg.	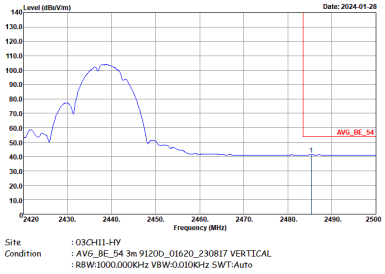	Left blank

WIFI	2.4GHz 2400~2483.5MHz Band Edge @ 3m	
ANT	802.11b CH11 2462MHz	
0+1	Horizontal	Fundamental
Peak	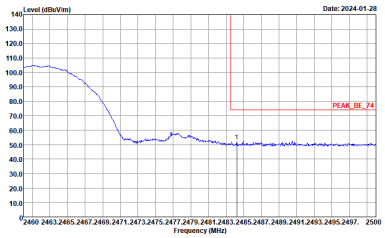 Site : 03CH11-HY Condition : PEAK_BE_74 3m 9120D_01620_230817 HORIZONTAL : RBW:1000.000KHz VBW:3000.000KHz SWT:Auto	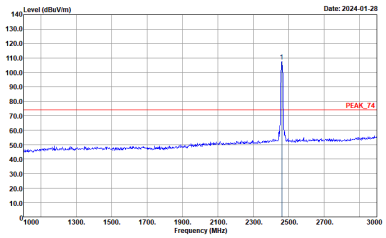 Site : 03CH11-HY Condition : PEAK_74 3m 9120D_01620_230817 HORIZONTAL : RBW:1000.000KHz VBW:3000.000KHz SWT:Auto
Avg.	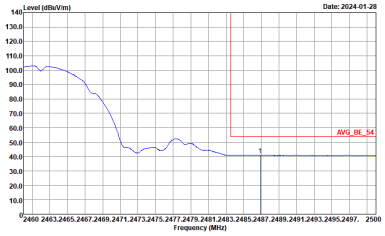 Site : 03CH11-HY Condition : AVG_BE_54 3m 9120D_01620_230817 HORIZONTAL : RBW:1000.000KHz VBW:0.010KHz SWT:Auto	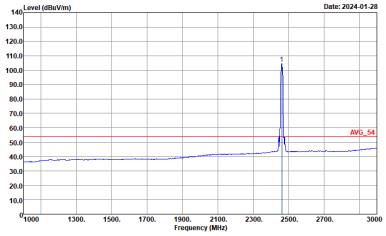 Site : 03CH11-HY Condition : AVG_54 3m 9120D_01620_230817 HORIZONTAL : RBW:1000.000KHz VBW:0.010KHz SWT:Auto

WIFI	2.4GHz 2400~2483.5MHz Band Edge @ 3m	
ANT	802.11b CH11 2462MHz	
0+1	Vertical	Fundamental
Peak	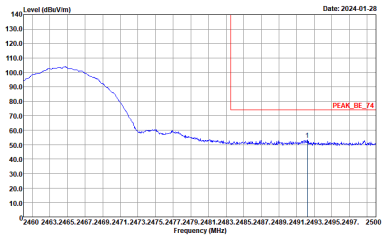	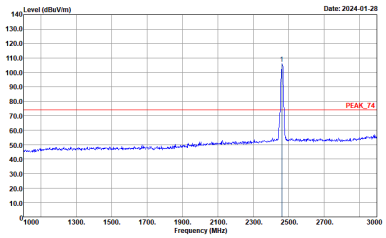
Avg.	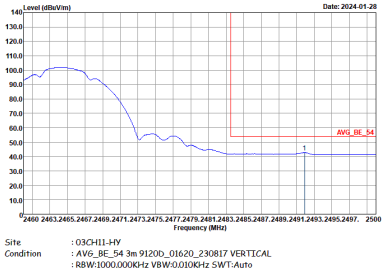	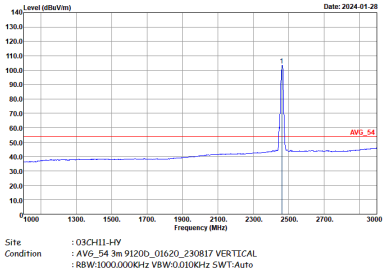

WIFI	2.4GHz 2400~2483.5MHz Band Edge @ 3m	
ANT	802.11b CH12 2467MHz	
0+1	Horizontal	Fundamental
Peak	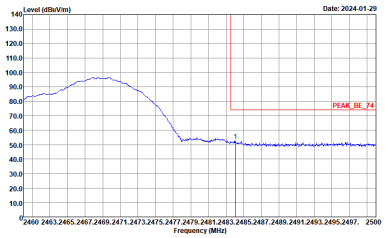 Site : 03CH11-HY Condition : PEAK_BE_74 3m 9120D_01620_230817 HORIZONTAL : RBW:1000.000KHz VBW:3000.000KHz SWT:Auto	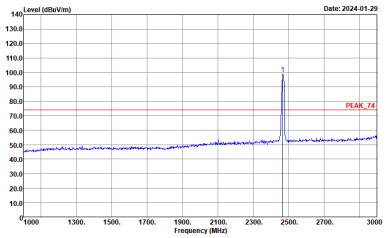 Site : 03CH11-HY Condition : PEAK_74 3m 9120D_01620_230817 HORIZONTAL : RBW:1000.000KHz VBW:3000.000KHz SWT:Auto
Avg.	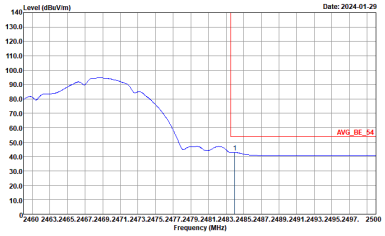 Site : 03CH11-HY Condition : AVG_BE_54 3m 9120D_01620_230817 HORIZONTAL : RBW:1000.000KHz VBW:0.010KHz SWT:Auto	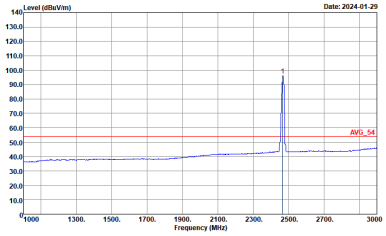 Site : 03CH11-HY Condition : AVG_54 3m 9120D_01620_230817 HORIZONTAL : RBW:1000.000KHz VBW:0.010KHz SWT:Auto

WIFI	2.4GHz 2400~2483.5MHz Band Edge @ 3m	
ANT	802.11b CH12 2467MHz	
0+1	Vertical	Fundamental
Peak	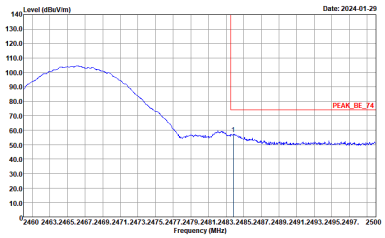	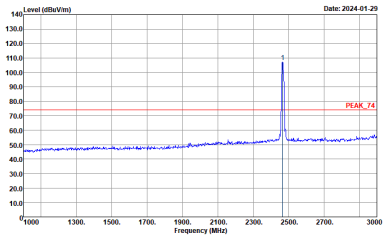
Avg.	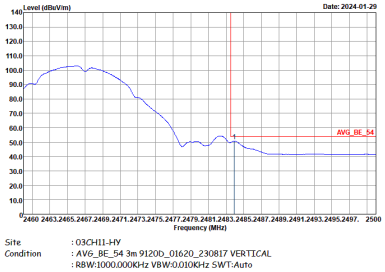	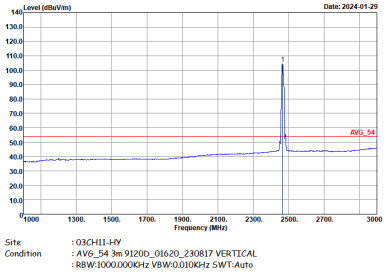

WIFI	2.4GHz 2400~2483.5MHz Band Edge @ 3m	
ANT	802.11b CH13 2472MHz	
0+1	Horizontal	Fundamental
Peak	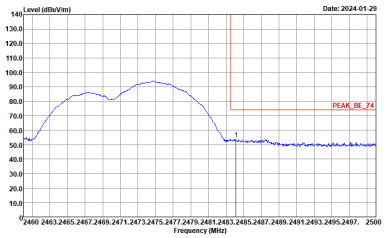 Site : 03CH11-HY Condition : PEAK_BE_74 3m 9120D_01620_230817 HORIZONTAL : RBW:1000.000KHz VBW:3000.000KHz SWT:Auto	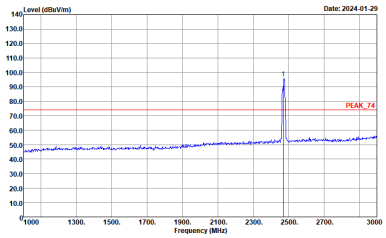 Site : 03CH11-HY Condition : PEAK_74 3m 9120D_01620_230817 HORIZONTAL : RBW:1000.000KHz VBW:3000.000KHz SWT:Auto
Avg.	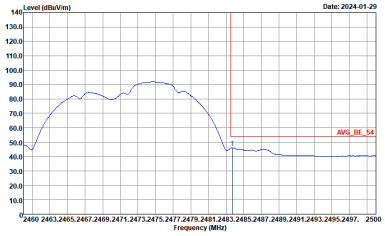 Site : 03CH11-HY Condition : AVG_BE_54 3m 9120D_01620_230817 HORIZONTAL : RBW:1000.000KHz VBW:0.010KHz SWT:Auto	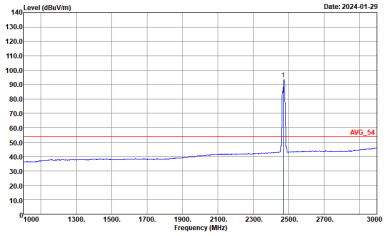 Site : 03CH11-HY Condition : AVG_54 3m 9120D_01620_230817 HORIZONTAL : RBW:1000.000KHz VBW:0.010KHz SWT:Auto

WIFI	2.4GHz 2400~2483.5MHz Band Edge @ 3m	
ANT	802.11b CH13 2472MHz	
0+1	Vertical	Fundamental
Peak	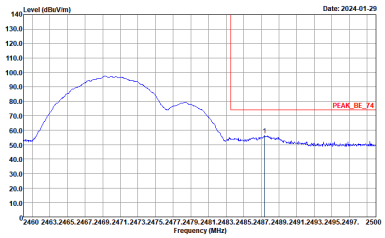	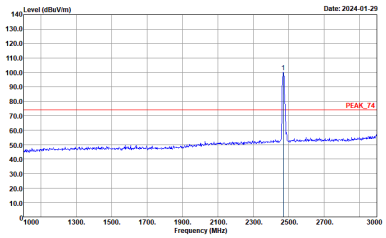
Avg.	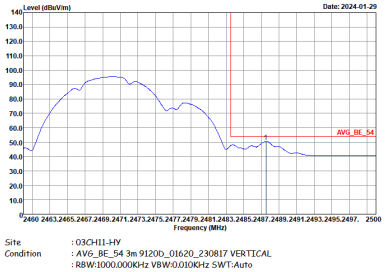	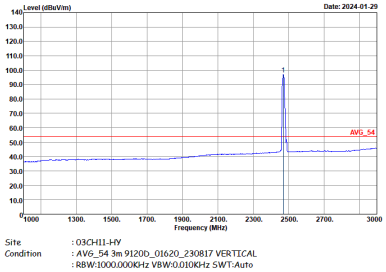

2.4GHz 2400~2483.5MHz

WIFI 802.11g (Band Edge @ 3m)

WIFI	2.4GHz 2400~2483.5MHz Band Edge @ 3m	
ANT	802.11g CH01 2412MHz	
0+1	Horizontal	Fundamental
Peak	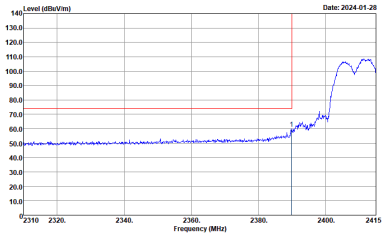 Site : 03CH11-HY Condition : PEAK_BE_74 3m 9120D_01620_230817 HORIZONTAL : RBW:1000.000KHz VBW:3000.000KHz SWT:Auto	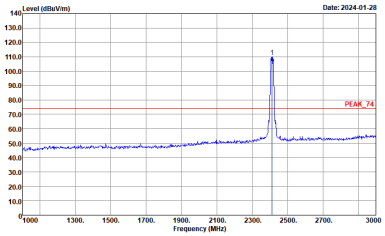 Site : 03CH11-HY Condition : PEAK_74 3m 9120D_01620_230817 HORIZONTAL : RBW:1000.000KHz VBW:3000.000KHz SWT:Auto
Avg.	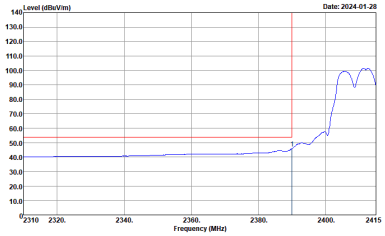 Site : 03CH11-HY Condition : AVG_BE_54 3m 9120D_01620_230817 HORIZONTAL : RBW:1000.000KHz VBW:0.010KHz SWT:Auto	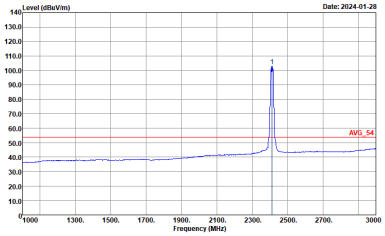 Site : 03CH11-HY Condition : AVG_54 3m 9120D_01620_230817 HORIZONTAL : RBW:1000.000KHz VBW:0.010KHz SWT:Auto

WIFI	2.4GHz 2400~2483.5MHz Band Edge @ 3m	
ANT	802.11g CH01 2412MHz	
0+1	Vertical	Fundamental
Peak	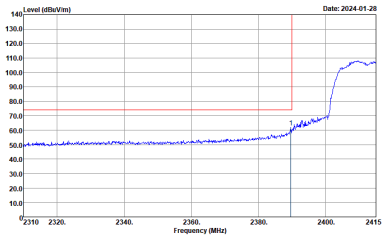	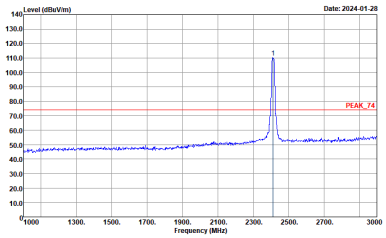
Avg.	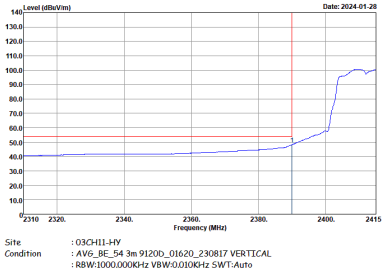	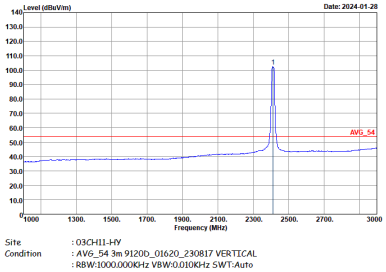

WIFI	2.4GHz 2400~2483.5MHz Band Edge @ 3m	
ANT	802.11g CH06 2437MHz - L	
0+1	Horizontal	Fundamental
Peak	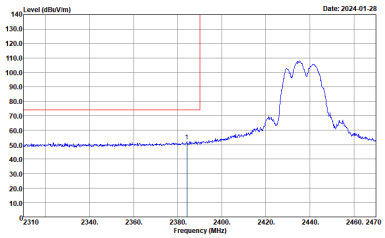	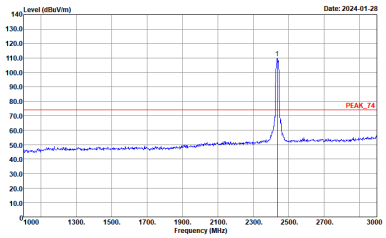
Avg.	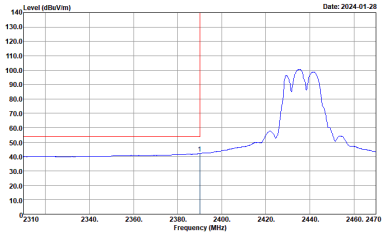	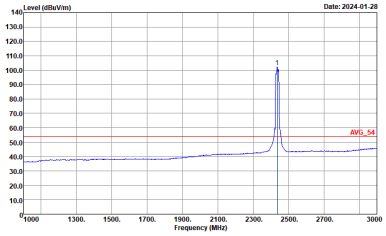

WIFI	2.4GHz 2400~2483.5MHz Band Edge @ 3m	
ANT	802.11g CH06 2437MHz - R	
0+1	Horizontal	Fundamental
Peak	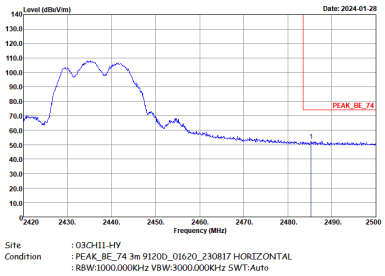	Left blank
Avg.	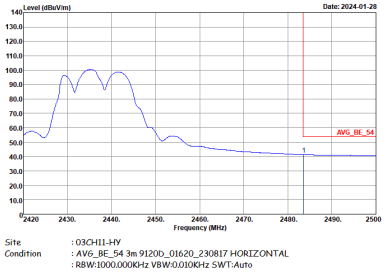	Left blank

WIFI	2.4GHz 2400~2483.5MHz Band Edge @ 3m	
ANT	802.11g CH06 2437MHz - L	
0+1	Vertical	Fundamental
Peak	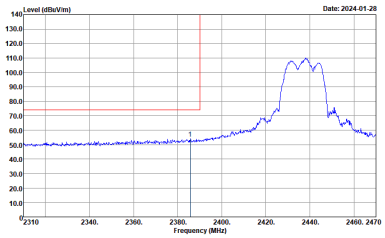	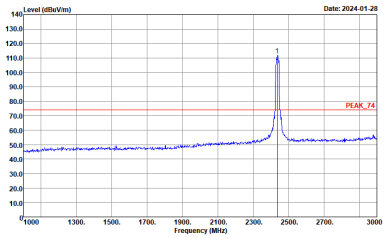
Avg.	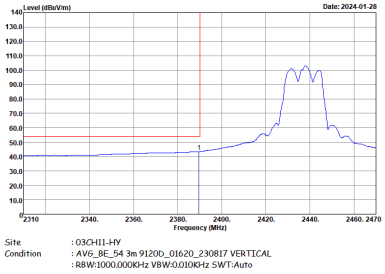	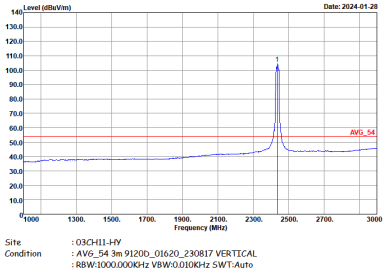

WIFI	2.4GHz 2400~2483.5MHz Band Edge @ 3m	
ANT	802.11g CH06 2437MHz - R	
0+1	Vertical	Fundamental
Peak	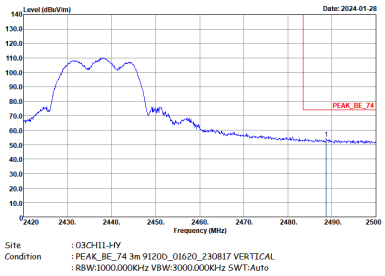	Left Blank
Avg.	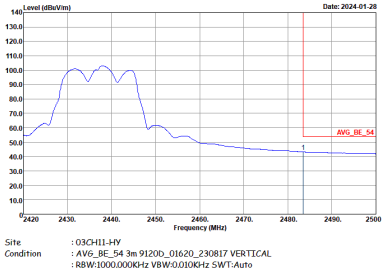	Left Blank

WIFI	2.4GHz 2400~2483.5MHz Band Edge @ 3m	
ANT	802.11g CH11 2462MHz	
0+1	Horizontal	Fundamental
Peak	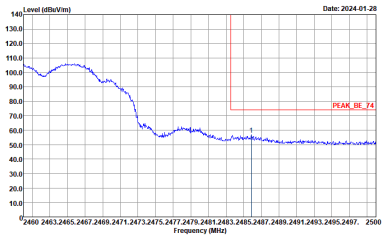	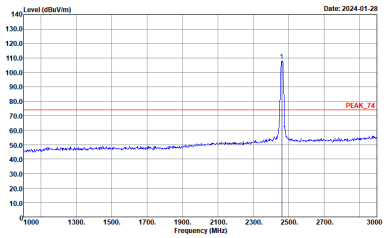
Avg.	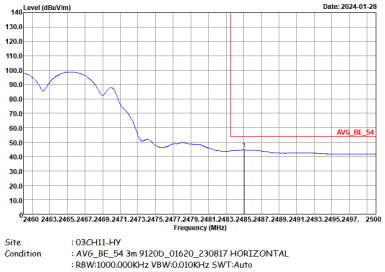	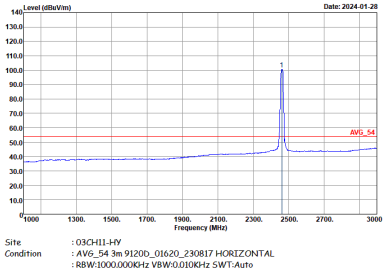

WIFI	2.4GHz 2400~2483.5MHz Band Edge @ 3m	
ANT	802.11g CH11 2462MHz	
0+1	Vertical	Fundamental
Peak	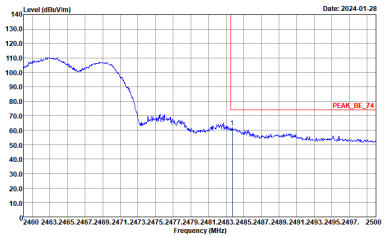	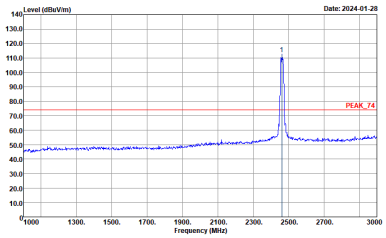
Avg.	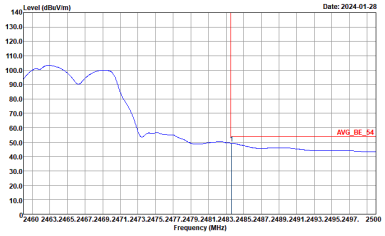	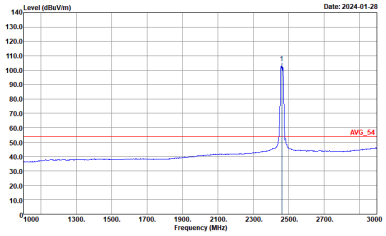

WIFI	2.4GHz 2400~2483.5MHz Band Edge @ 3m	
ANT	802.11g CH12 2467MHz	
0+1	Horizontal	Fundamental
Peak	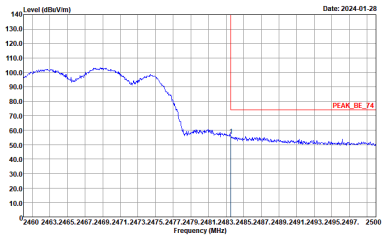	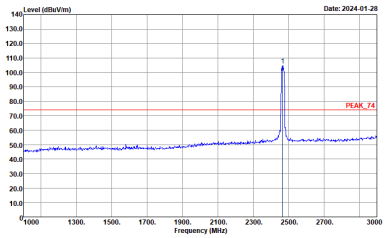
Avg.	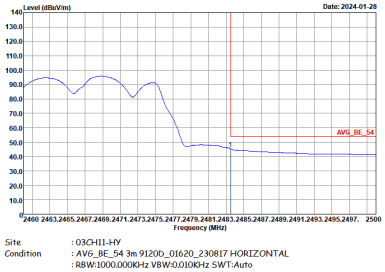	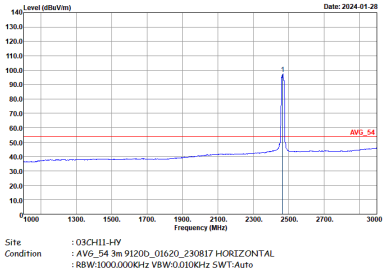

WIFI	2.4GHz 2400~2483.5MHz Band Edge @ 3m	
ANT	802.11g CH12 2467MHz	
0+1	Vertical	Fundamental
Peak	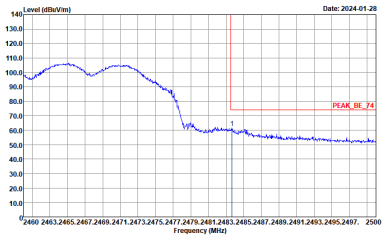	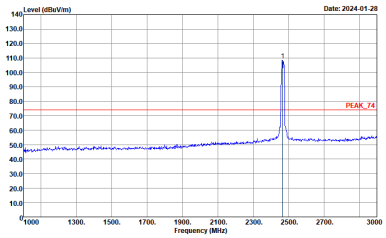
Avg.	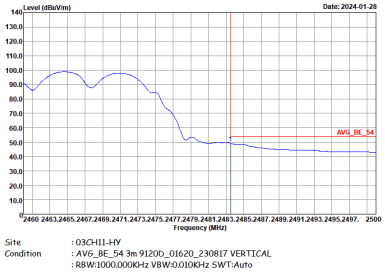	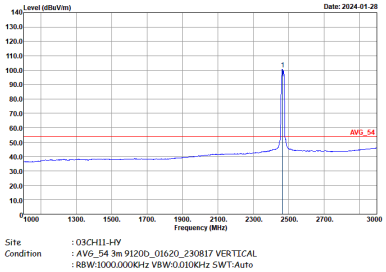

WIFI	2.4GHz 2400~2483.5MHz Band Edge @ 3m	
ANT	802.11g CH13 2472MHz	
0+1	Horizontal	Fundamental
Peak	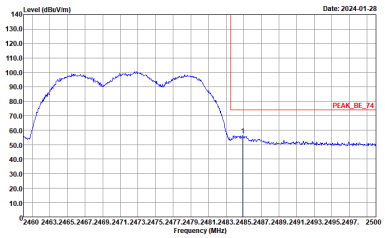	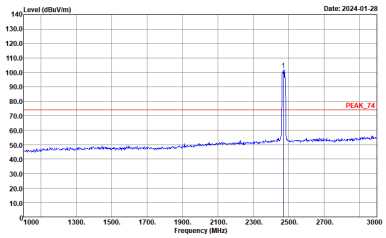
Avg.	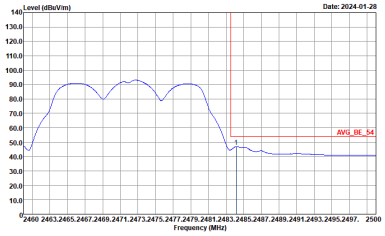	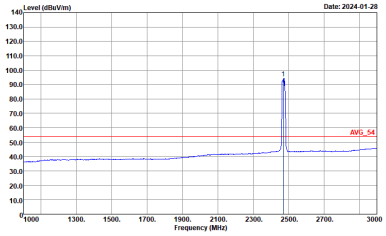

WIFI	2.4GHz 2400~2483.5MHz Band Edge @ 3m	
ANT	802.11g CH13 2472MHz	
0+1	Vertical	Fundamental
Peak	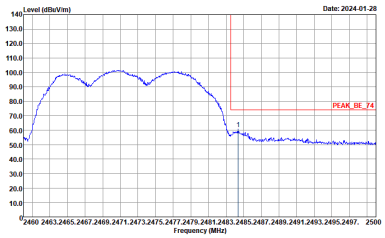	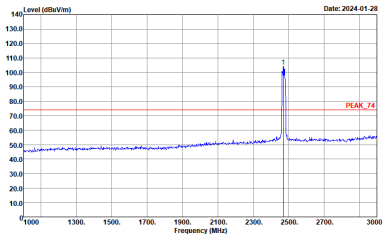
Avg.	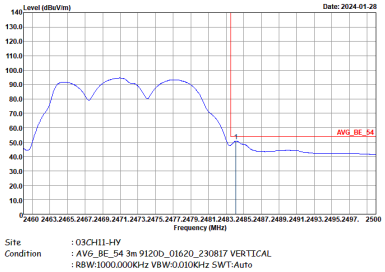	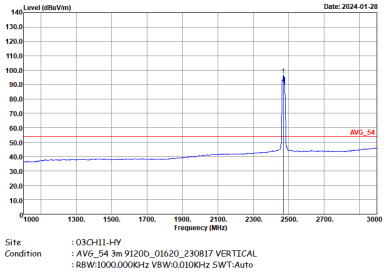

2.4GHz 2400~2483.5MHz

WIFI 802.11n HT20 (Band Edge @ 3m)

WIFI	2.4GHz 2400~2483.5MHz Band Edge @ 3m	
ANT	802.11n HT20 CH01 2412MHz	
0+1	Horizontal	Fundamental
Peak	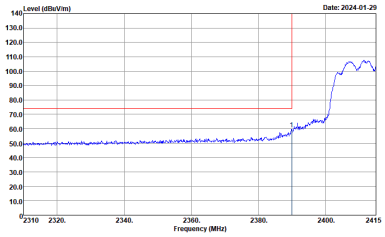 Site : 03CH11-HY Condition : PEAK_BE_74 3m 9120D_01620_230817 HORIZONTAL : RBW:1000.000KHz VBW:3000.000KHz SWT:Auto	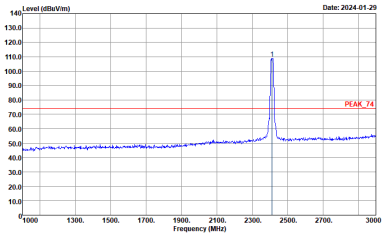 Site : 03CH11-HY Condition : PEAK_74 3m 9120D_01620_230817 HORIZONTAL : RBW:1000.000KHz VBW:3000.000KHz SWT:Auto
Avg.	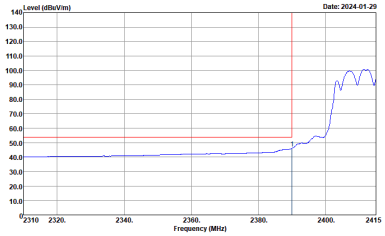 Site : 03CH11-HY Condition : AVG_BE_54 3m 9120D_01620_230817 HORIZONTAL : RBW:1000.000KHz VBW:0.010KHz SWT:Auto	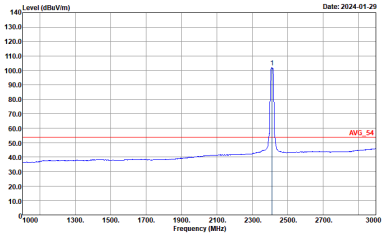 Site : 03CH11-HY Condition : AVG_54 3m 9120D_01620_230817 HORIZONTAL : RBW:1000.000KHz VBW:0.010KHz SWT:Auto

WIFI	2.4GHz 2400~2483.5MHz Band Edge @ 3m	
ANT	802.11n HT20 CH01 2412MHz	
0+1	Vertical	Fundamental
Peak	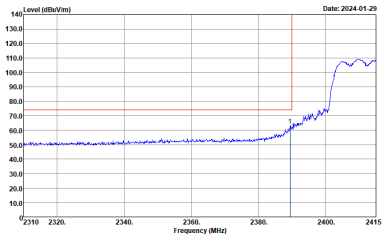	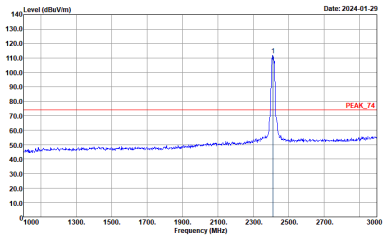
Avg.	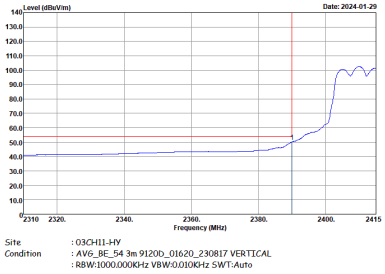	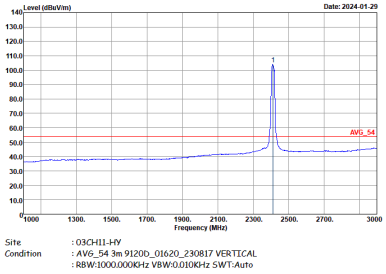

WIFI	2.4GHz 2400~2483.5MHz Band Edge @ 3m	
ANT	802.11n HT20 CH06 2437MHz - L	
0+1	Horizontal	Fundamental
Peak	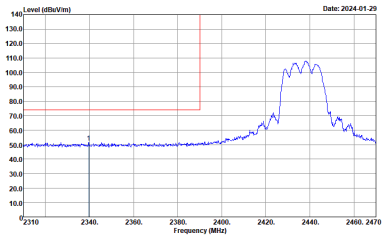	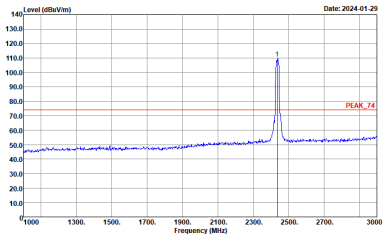
Avg.	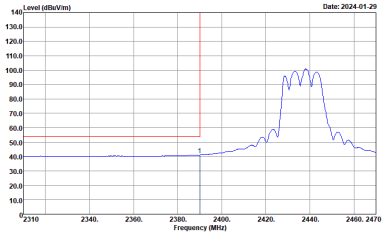	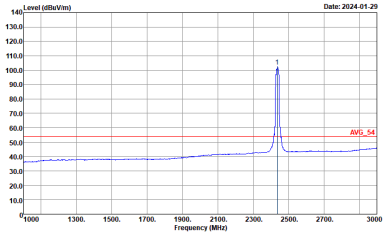

WIFI	2.4GHz 2400~2483.5MHz Band Edge @ 3m	
ANT	802.11n HT20 CH06 2437MHz - R	
0+1	Horizontal	Fundamental
Peak	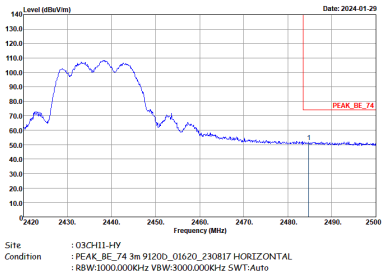	Left blank
Avg.	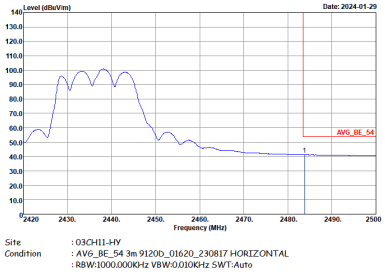	Left blank

WIFI	2.4GHz 2400~2483.5MHz Band Edge @ 3m	
ANT	802.11n HT20 CH06 2437MHz - L	
0+1	Vertical	Fundamental
Peak	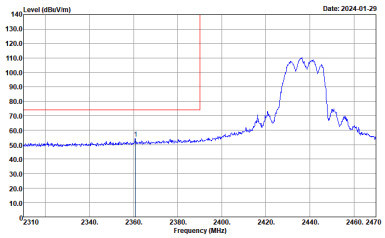	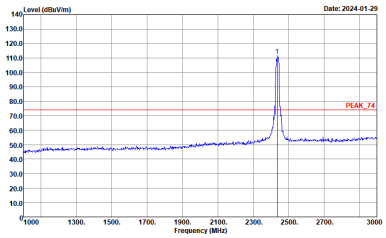
Avg.	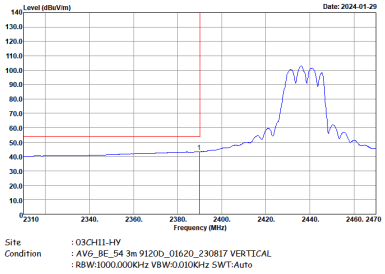	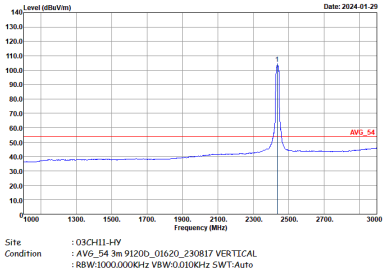

WIFI	2.4GHz 2400~2483.5MHz Band Edge @ 3m	
ANT	802.11n HT20 CH06 2437MHz - R	
0+1	Vertical	Fundamental
Peak	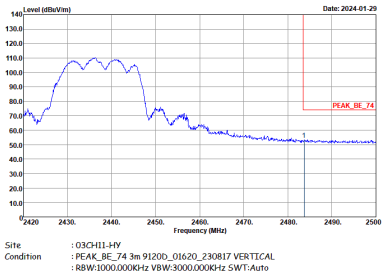	Left Blank
Avg.	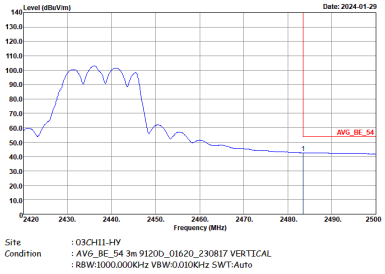	Left Blank

WIFI	2.4GHz 2400~2483.5MHz Band Edge @ 3m	
ANT	802.11n HT20 CH11 2462MHz	
0+1	Horizontal	Fundamental
Peak	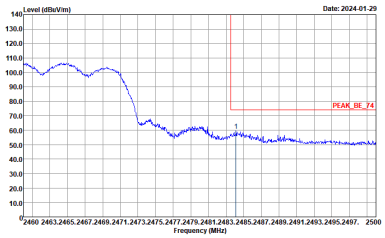 Site : 03CH11-HY Condition : PEAK_BE_74 3m 9120D_01620_230817 HORIZONTAL : RBW:1000.000KHz VBW:3000.000KHz SWT:Auto	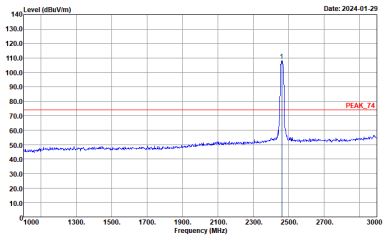 Site : 03CH11-HY Condition : PEAK_74 3m 9120D_01620_230817 HORIZONTAL : RBW:1000.000KHz VBW:3000.000KHz SWT:Auto
Avg.	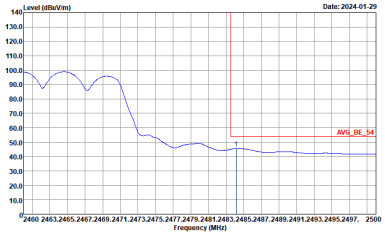 Site : 03CH11-HY Condition : AVG_BE_54 3m 9120D_01620_230817 HORIZONTAL : RBW:1000.000KHz VBW:0.010KHz SWT:Auto	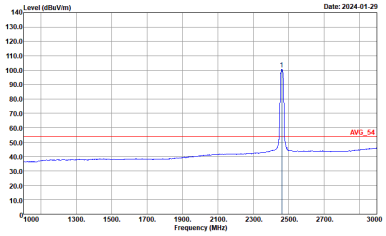 Site : 03CH11-HY Condition : AVG_54 3m 9120D_01620_230817 HORIZONTAL : RBW:1000.000KHz VBW:0.010KHz SWT:Auto

WIFI	2.4GHz 2400~2483.5MHz Fundamental @ 3m	
ANT	802.11n HT20 CH11 2462MHz	
0+1	Vertical	Fundamental
Peak	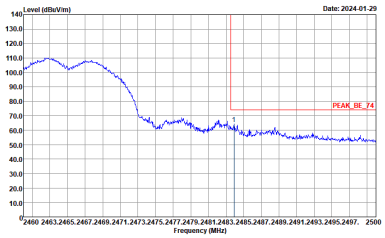 Site : 03CH11-HY Condition : PEAK_BE_74 3m 9120D_01620_230817 VERTICAL : RBW:1000.000KHz VBW:3000.000KHz SWT:Auto	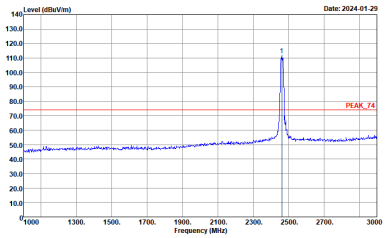 Site : 03CH11-HY Condition : PEAK_74 3m 9120D_01620_230817 VERTICAL : RBW:1000.000KHz VBW:3000.000KHz SWT:Auto
Avg.	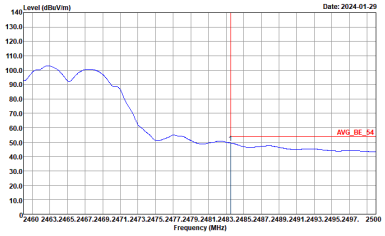 Site : 03CH11-HY Condition : AVG_BE_54 3m 9120D_01620_230817 VERTICAL : RBW:1000.000KHz VBW:0.010KHz SWT:Auto	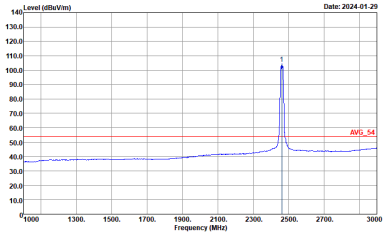 Site : 03CH11-HY Condition : AVG_54 3m 9120D_01620_230817 VERTICAL : RBW:1000.000KHz VBW:0.010KHz SWT:Auto

WIFI	2.4GHz 2400~2483.5MHz Band Edge @ 3m	
ANT	802.11n HT20 CH12 2467MHz	
0+1	Horizontal	Fundamental
Peak	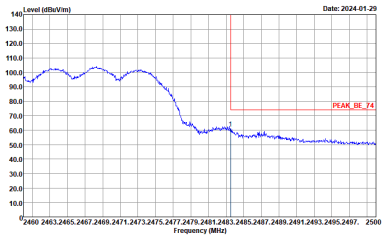	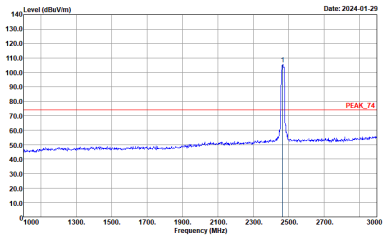
Avg.	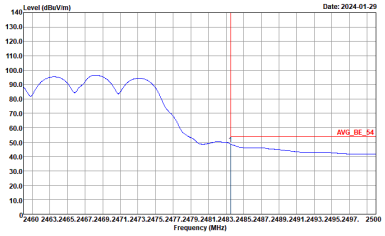	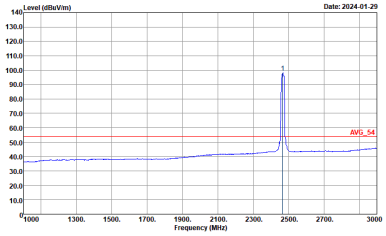

WIFI	2.4GHz 2400~2483.5MHz Band Edge @ 3m	
ANT	802.11n HT20 CH12 2467MHz	
0+1	Vertical	Fundamental
Peak	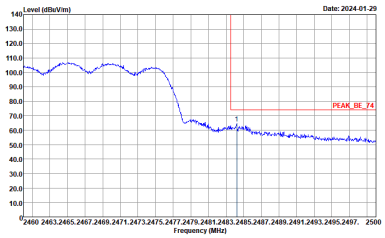	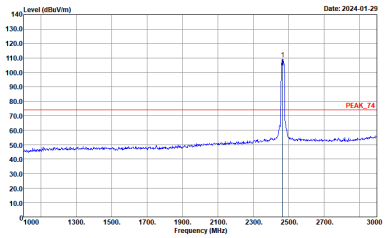
Avg.	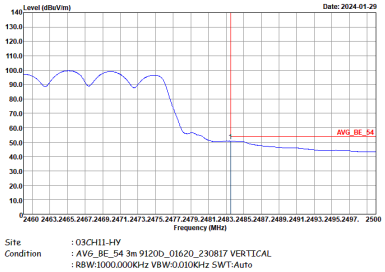	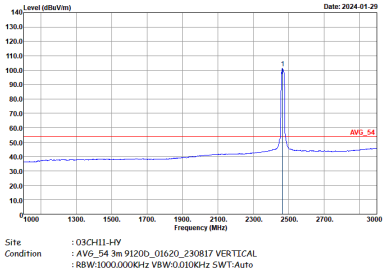

WIFI	2.4GHz 2400~2483.5MHz Band Edge @ 3m	
ANT	802.11n HT20 CH13 2472MHz	
0+1	Horizontal	Fundamental
Peak	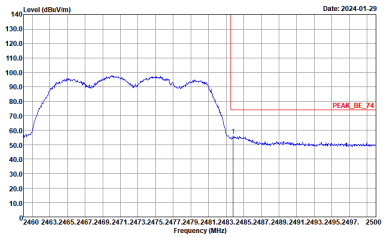 Site : 03CH11-HY Condition : PEAK_BE_74 3m 9120D_01620_230817 HORIZONTAL : RBW:1000.000KHz VBW:3000.000KHz SWT:Auto	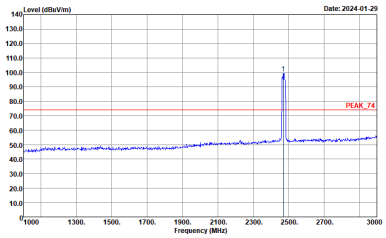 Site : 03CH11-HY Condition : PEAK_74 3m 9120D_01620_230817 HORIZONTAL : RBW:1000.000KHz VBW:3000.000KHz SWT:Auto
Avg.	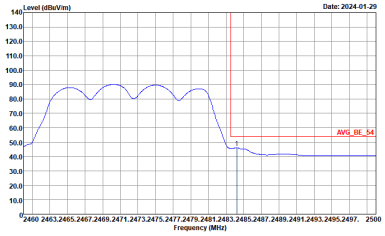 Site : 03CH11-HY Condition : AVG_BE_54 3m 9120D_01620_230817 HORIZONTAL : RBW:1000.000KHz VBW:0.010KHz SWT:Auto	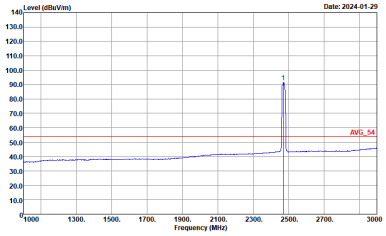 Site : 03CH11-HY Condition : AVG_54 3m 9120D_01620_230817 HORIZONTAL : RBW:1000.000KHz VBW:0.010KHz SWT:Auto

WIFI	2.4GHz 2400~2483.5MHz Band Edge @ 3m	
ANT	802.11n HT20 CH13 2472MHz	
0+1	Vertical	Fundamental
Peak	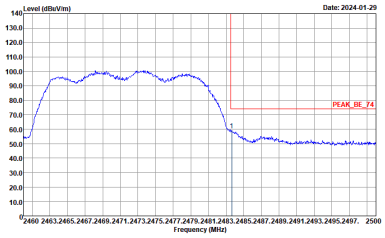 Site : 03CH11-HY Condition : PEAK_BE_74 3m 9120D_01620_230817 VERTICAL : RBW:1000.000KHz VBW:3000.000KHz SWT:Auto	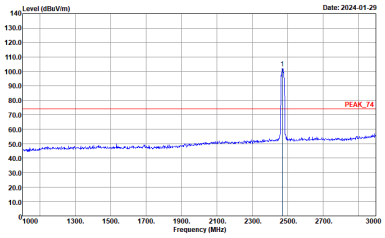 Site : 03CH11-HY Condition : PEAK_74 3m 9120D_01620_230817 VERTICAL : RBW:1000.000KHz VBW:3000.000KHz SWT:Auto
Avg.	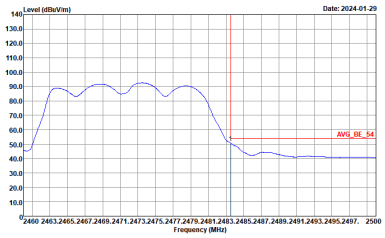 Site : 03CH11-HY Condition : AVG_BE_54 3m 9120D_01620_230817 VERTICAL : RBW:1000.000KHz VBW:0.010KHz SWT:Auto	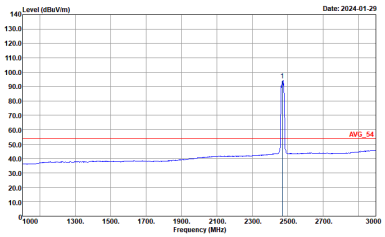 Site : 03CH11-HY Condition : AVG_54 3m 9120D_01620_230817 VERTICAL : RBW:1000.000KHz VBW:0.010KHz SWT:Auto

2.4GHz 2400~2483.5MHz

WIFI 802.11b (Harmonic @ 3m)

WIFI	2.4GHz 2400~2483.5MHz Harmonic @ 3m	
ANT	802.11b CH01 2412MHz	
0+1	Horizontal	Vertical
Peak Avg.	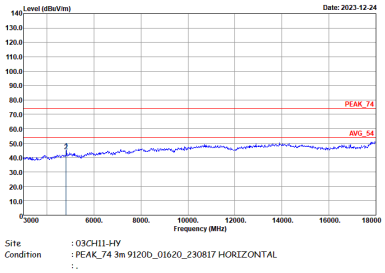	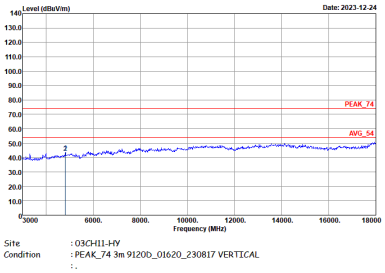

WIFI	2.4GHz 2400~2483.5MHz Harmonic @ 3m	
ANT	802.11b CH01 2412MHz	
0+1	Horizontal	Vertical
14.47G ~14.5G Avg.	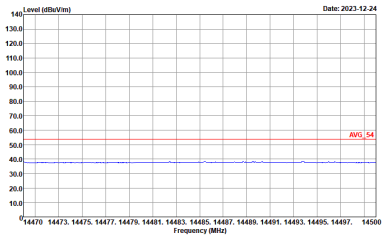	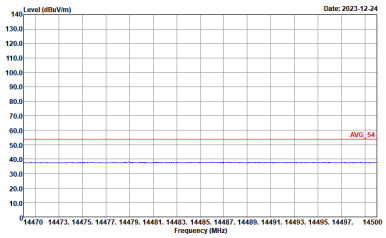
17.7G ~18G Avg	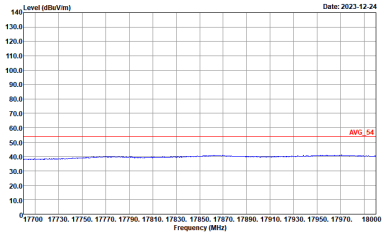	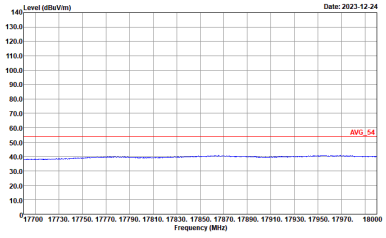

WIFI	2.4GHz 2400~2483.5MHz Harmonic @ 3m	
ANT	802.11b CH06 2437MHz	
0+1	Horizontal	Vertical
Peak Avg.	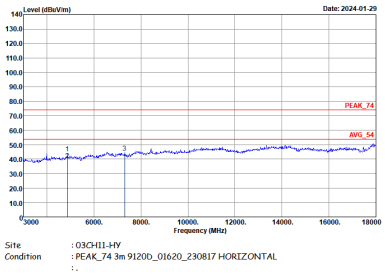	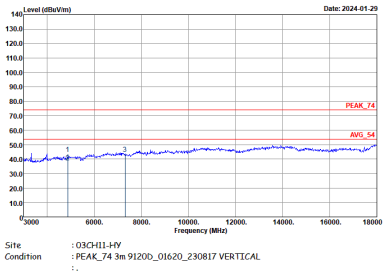

WIFI	2.4GHz 2400~2483.5MHz Harmonic @ 3m	
ANT	802.11b CH06 2437MHz	
0+1	Horizontal	Vertical
14.47G ~14.5G Avg.	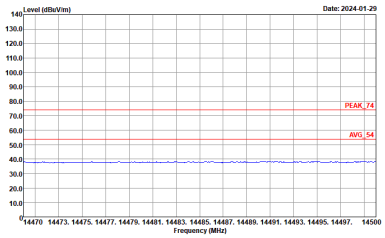	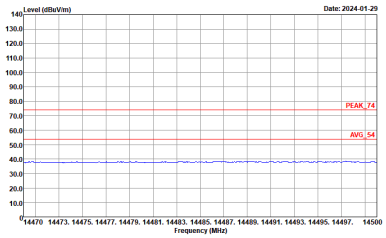
17.7G ~18G Avg	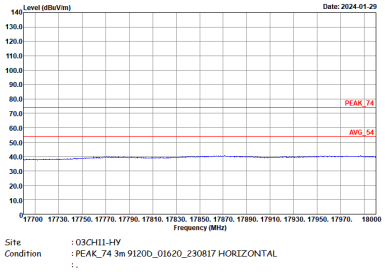	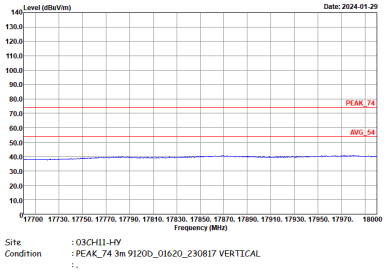

WIFI	2.4GHz 2400~2483.5MHz Harmonic @ 3m	
ANT	802.11b CH11 2462MHz	
0+1	Horizontal	Vertical
Peak Avg.	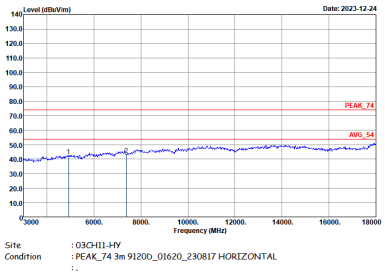	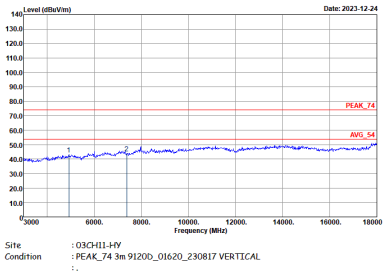

WIFI	2.4GHz 2400~2483.5MHz Harmonic @ 3m	
ANT	802.11b CH11 2462MHz	
0+1	Horizontal	Vertical
14.47G ~14.5G Avg.	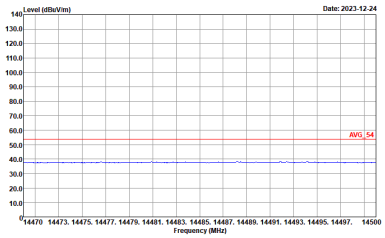	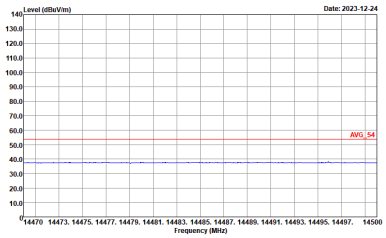
17.7G ~18G Avg	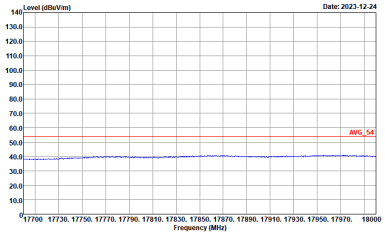	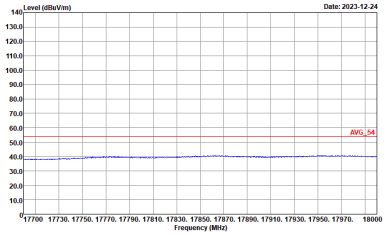

WIFI	2.4GHz 2400~2483.5MHz Harmonic @ 3m	
ANT	802.11b CH12 2467MHz	
0+1	Horizontal	Vertical
Peak Avg.	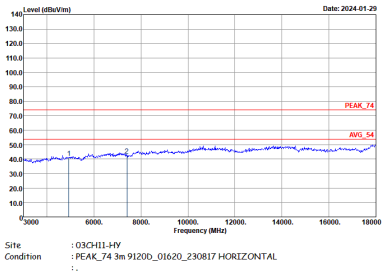	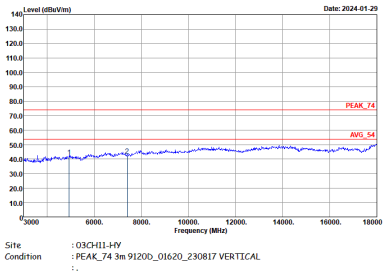

WIFI	2.4GHz 2400~2483.5MHz Harmonic @ 3m	
ANT	802.11b CH12 2467MHz	
0+1	Horizontal	Vertical
14.47G ~14.5G Avg.	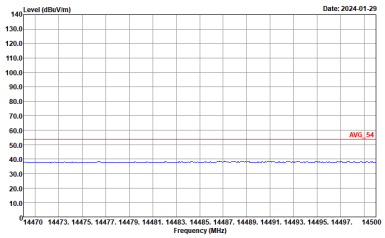	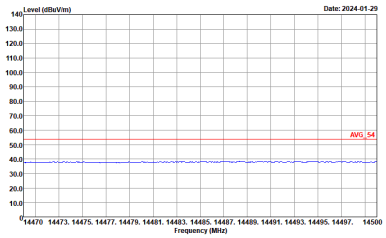
17.7G ~18G Avg	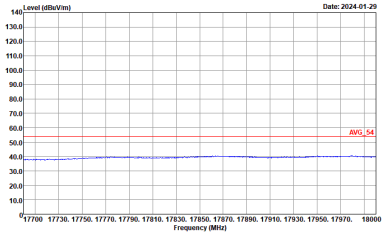	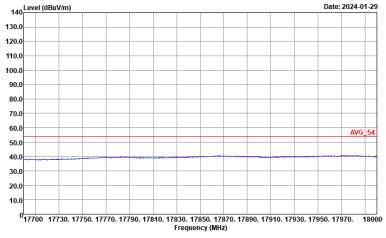

WIFI	2.4GHz 2400~2483.5MHz Harmonic @ 3m	
ANT	802.11b CH13 2472MHz	
0+1	Horizontal	Vertical
Peak Avg.	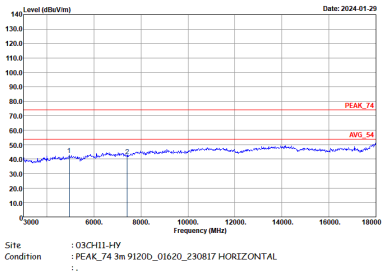	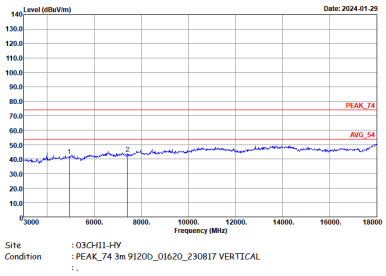

WIFI	2.4GHz 2400~2483.5MHz Harmonic @ 3m	
ANT	802.11b CH13 2472MHz	
0+1	Horizontal	Vertical
14.47G ~14.5G Avg.	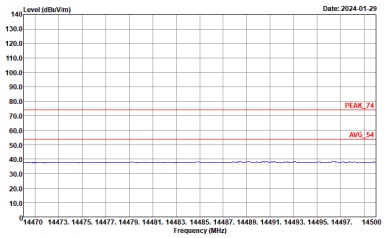	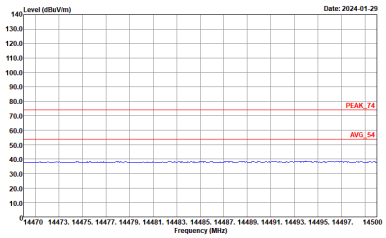
17.7G ~18G Avg	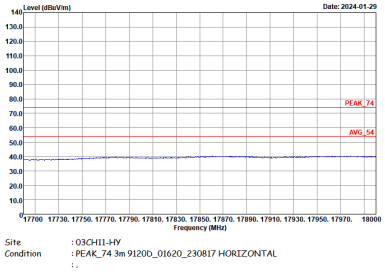	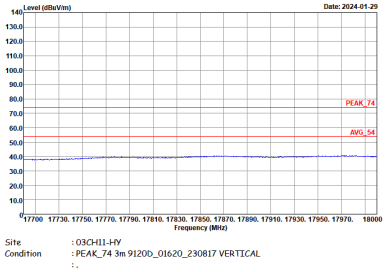

2.4GHz 2400~2483.5MHz

WIFI 802.11g (Harmonic @ 3m)

WIFI	2.4GHz 2400~2483.5MHz Harmonic @ 3m	
ANT	802.11g CH01 2412MHz	
0+1	Horizontal	Vertical
Peak Avg.	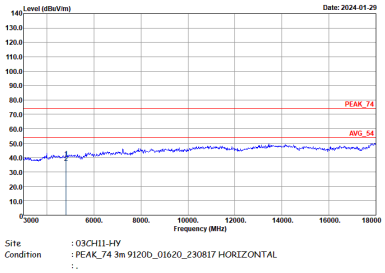	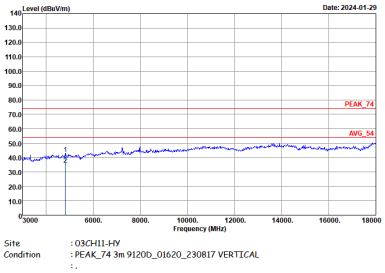

WIFI	2.4GHz 2400~2483.5MHz Harmonic @ 3m	
ANT	802.11g CH01 2412MHz	
0+1	Horizontal	Vertical
14.47G ~14.5G Avg.	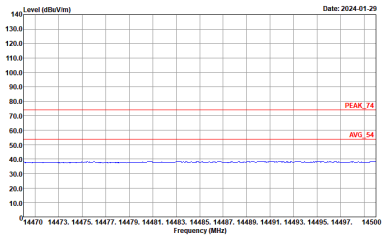	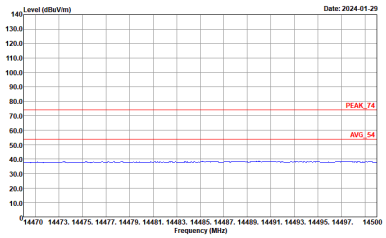
17.7G ~18G Avg	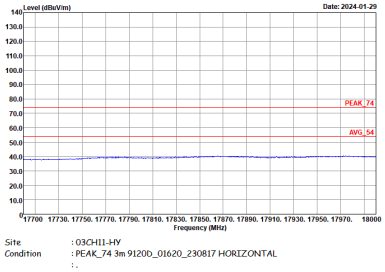	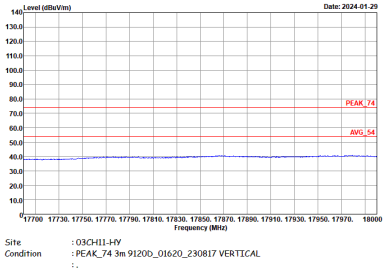

WIFI	2.4GHz 2400~2483.5MHz Harmonic @ 3m	
ANT	802.11g CH06 2437MHz	
0+1	Horizontal	Vertical
Peak Avg.	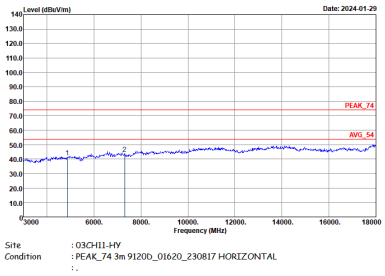	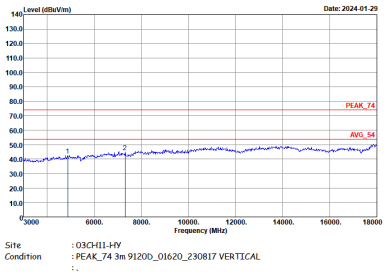

WIFI	2.4GHz 2400~2483.5MHz Harmonic @ 3m	
ANT	802.11g CH06 2437MHz	
0+1	Horizontal	Vertical
14.47G ~14.5G Avg.	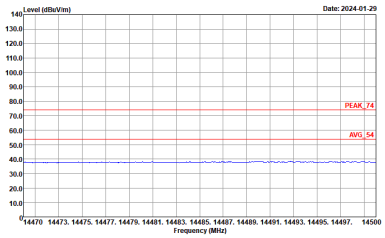	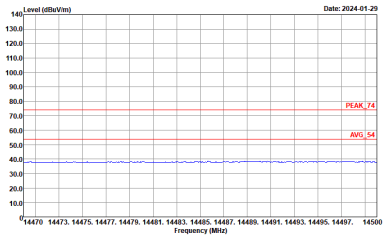
17.7G ~18G Avg	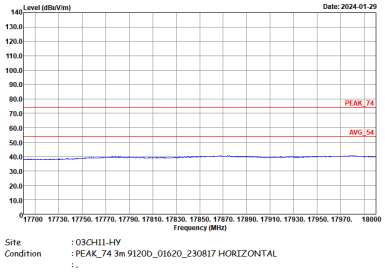	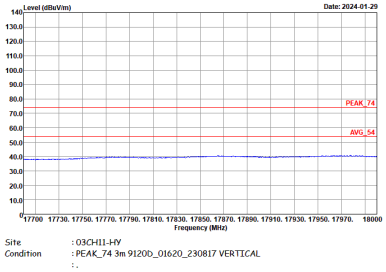

WIFI	2.4GHz 2400~2483.5MHz Harmonic @ 3m	
ANT	802.11g CH11 2462MHz	
0+1	Horizontal	Vertical
Peak Avg.	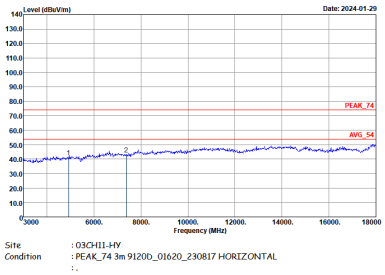	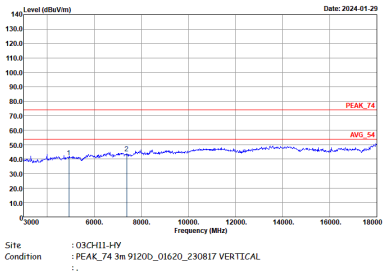

WIFI	2.4GHz 2400~2483.5MHz Harmonic @ 3m	
ANT	802.11g CH11 2462MHz	
0+1	Horizontal	Vertical
14.47G ~14.5G Avg.	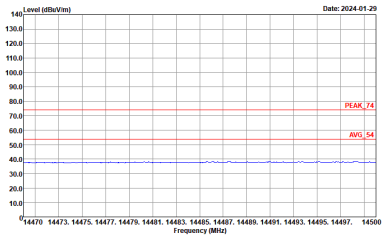	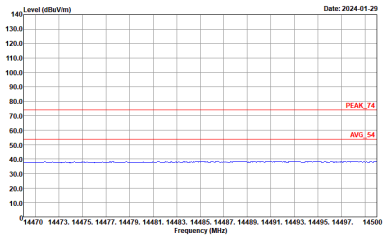
17.7G ~18G Avg	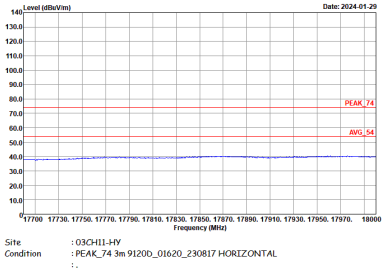	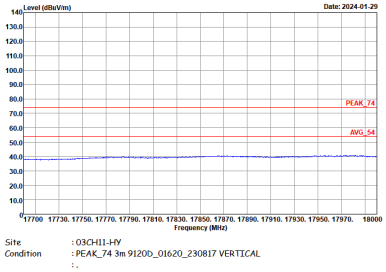

WIFI	2.4GHz 2400~2483.5MHz Harmonic @ 3m	
ANT	802.11g CH12 2467MHz	
0+1	Horizontal	Vertical
Peak Avg.	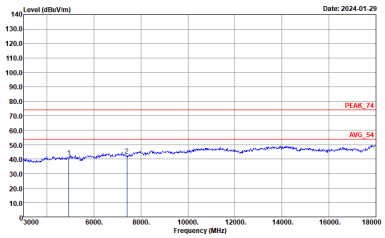	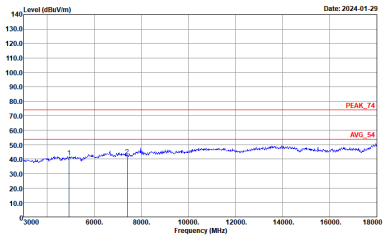

WIFI	2.4GHz 2400~2483.5MHz Harmonic @ 3m	
ANT	802.11g CH12 2467MHz	
0+1	Horizontal	Vertical
14.47G ~14.5G Avg.	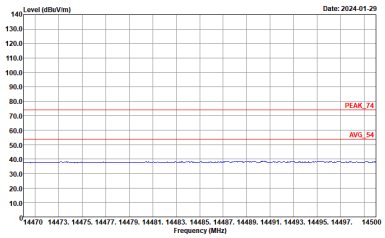	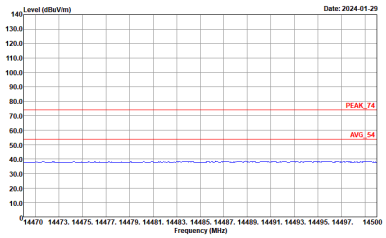
17.7G ~18G Avg	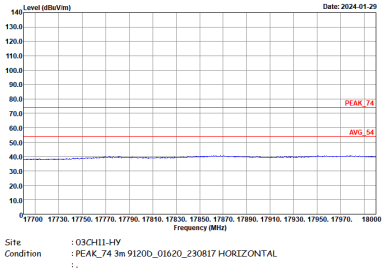	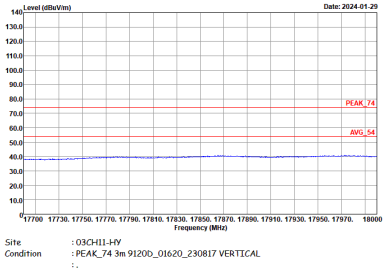

WIFI	2.4GHz 2400~2483.5MHz Harmonic @ 3m	
ANT	802.11g CH13 2472MHz	
0+1	Horizontal	Vertical
Peak Avg.	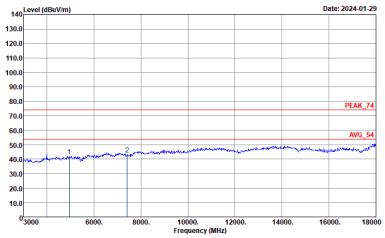	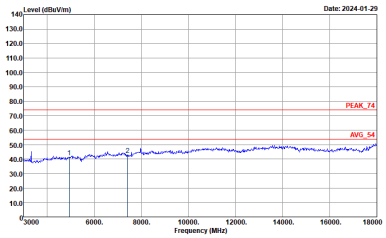

WIFI	2.4GHz 2400~2483.5MHz Harmonic @ 3m	
ANT	802.11g CH13 2472MHz	
0+1	Horizontal	Vertical
14.47G ~14.5G Avg.	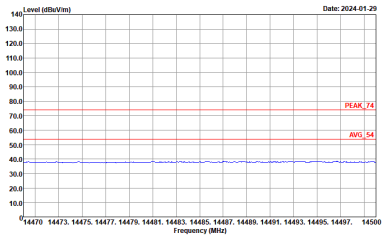	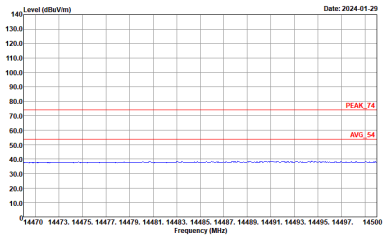
17.7G ~18G Avg	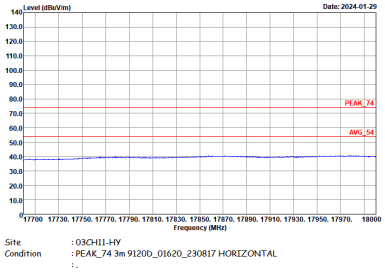	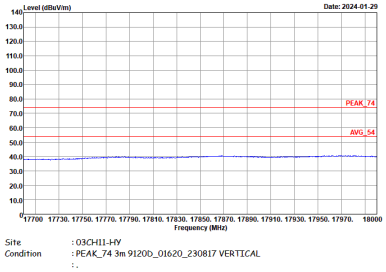

2.4GHz 2400~2483.5MHz

WIFI 802.11n HT20 (Harmonic @ 3m)

WIFI	2.4GHz 2400~2483.5MHz Harmonic @ 3m	
ANT	802.11n HT20 CH01 2412MHz	
0+1	Horizontal	Vertical
Peak Avg.	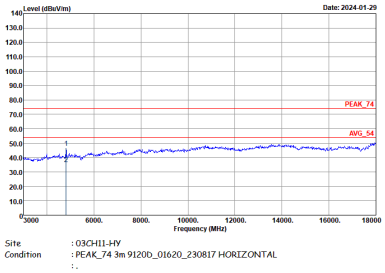	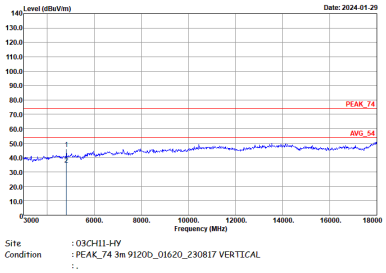

WIFI	2.4GHz 2400~2483.5MHz Harmonic @ 3m	
ANT	802.11n HT20 CH01 2412MHz	
0+1	Horizontal	Vertical
14.47G ~14.5G Avg.	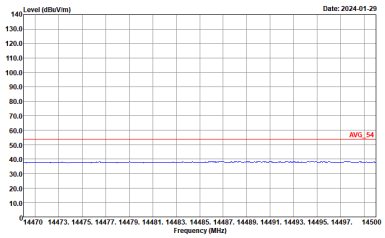 Site : 03CH11-HY Condition : AVG_54 3m 9120D_01620_230817 HORIZONTAL : .	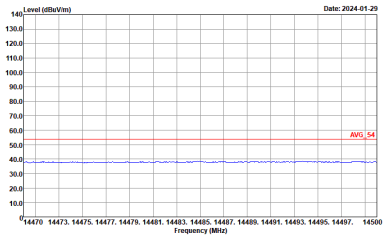 Site : 03CH11-HY Condition : AVG_54 3m 9120D_01620_230817 VERTICAL : .
17.7G ~18G Avg	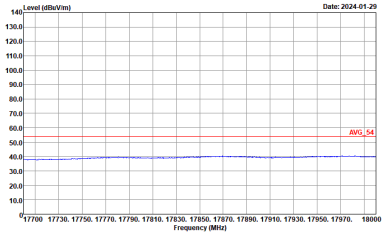 Site : 03CH11-HY Condition : AVG_54 3m 9120D_01620_230817 HORIZONTAL : .	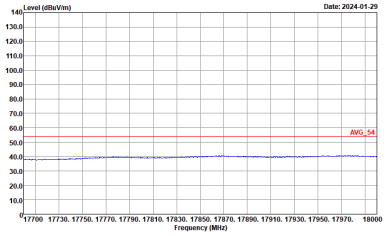 Site : 03CH11-HY Condition : AVG_54 3m 9120D_01620_230817 VERTICAL : .

WIFI	2.4GHz 2400~2483.5MHz Harmonic @ 3m	
ANT	802.11n HT20 CH06 2437MHz	
0+1	Horizontal	Vertical
Peak Avg.	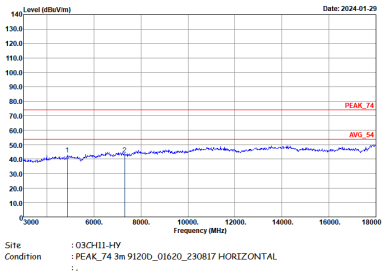	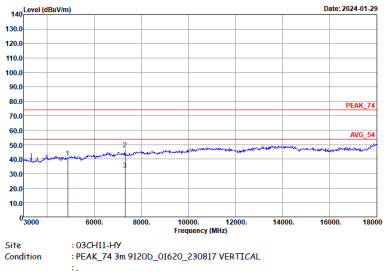

WIFI	2.4GHz 2400~2483.5MHz Harmonic @ 3m	
ANT	802.11n HT20 CH06 2437MHz	
0+1	Horizontal	Vertical
14.47G ~14.5G Avg.	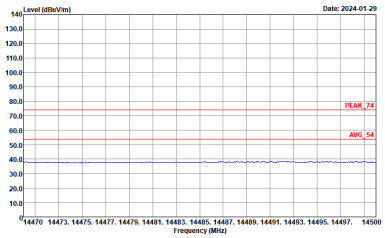	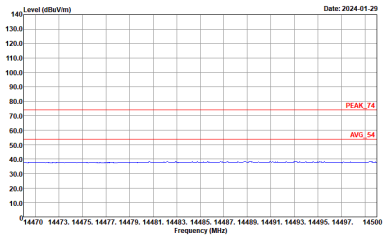
17.7G ~18G Avg	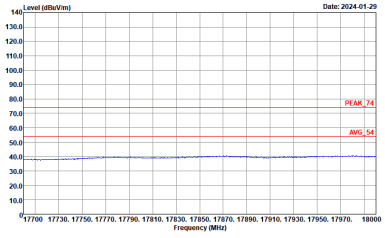	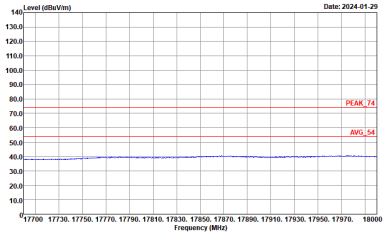

WIFI	2.4GHz 2400~2483.5MHz Harmonic @ 3m	
ANT	802.11n HT20 CH11 2462MHz	
0+1	Horizontal	Vertical
Peak Avg.	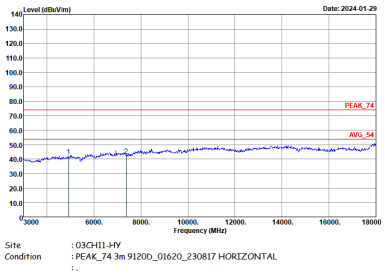	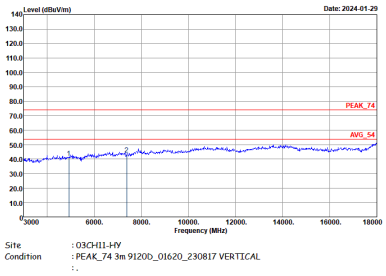

WIFI	2.4GHz 2400~2483.5MHz Harmonic @ 3m	
ANT	802.11n HT20 CH11 2462MHz	
0+1	Horizontal	Vertical
14.47G ~14.5G Avg.	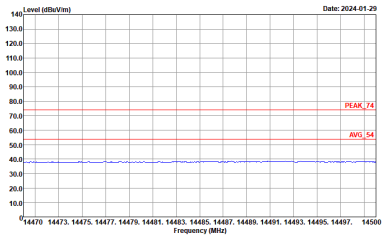	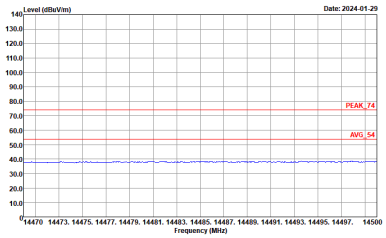
17.7G ~18G Avg	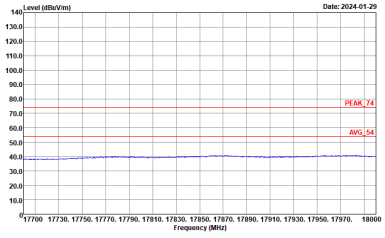	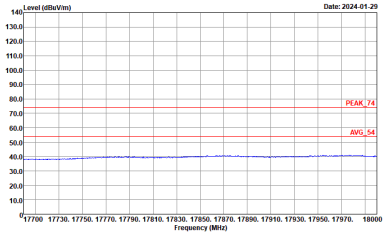

WIFI	2.4GHz 2400~2483.5MHz Harmonic @ 3m	
ANT	802.11n HT20 CH12 2462MHz	
0+1	Horizontal	Vertical
Peak Avg.	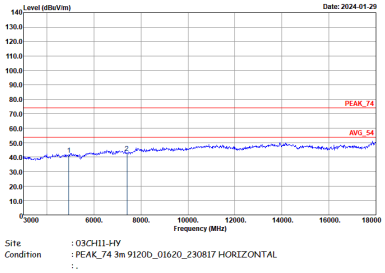	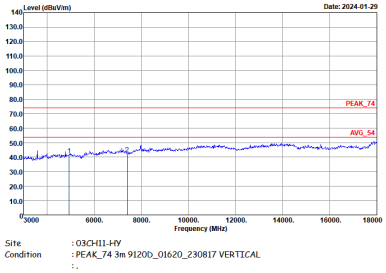

WIFI	2.4GHz 2400~2483.5MHz Harmonic @ 3m	
ANT	802.11n HT20 CH12 2462MHz	
0+1	Horizontal	Vertical
14.47G ~14.5G Avg.	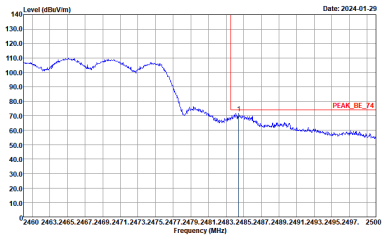 Site : 03CH11-HY Condition : PEAK_BE_74 3m 9120D_01620_230817 VERTICAL : RBW:1000.000KHz VBW:3000.000KHz SWT:Auto	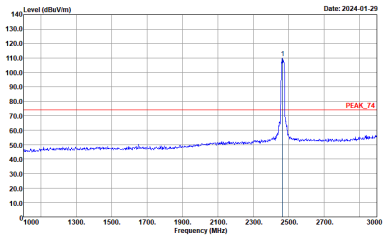 Site : 03CH11-HY Condition : PEAK_74 3m 9120D_01620_230817 VERTICAL : RBW:1000.000KHz VBW:3000.000KHz SWT:Auto
17.7G ~18G Avg	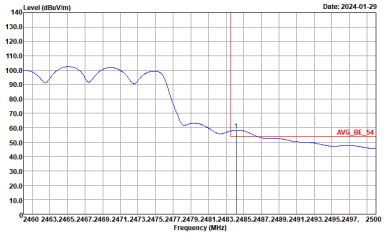 Site : 03CH11-HY Condition : AVG_BE_54 3m 9120D_01620_230817 VERTICAL : RBW:1000.000KHz VBW:0.010KHz SWT:Auto	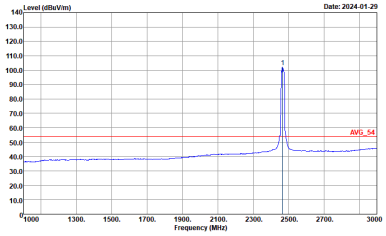 Site : 03CH11-HY Condition : AVG_54 3m 9120D_01620_230817 VERTICAL : RBW:1000.000KHz VBW:0.010KHz SWT:Auto

WIFI	2.4GHz 2400~2483.5MHz Harmonic @ 3m	
ANT	802.11n HT20 CH13 2472MHz	
0+1	Horizontal	Vertical
Peak Avg.	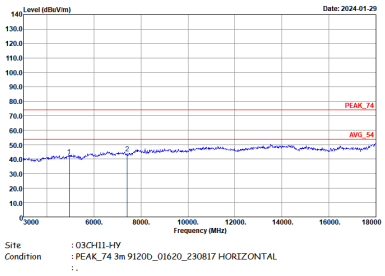	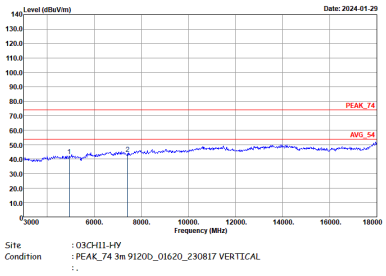

WIFI	2.4GHz 2400~2483.5MHz Harmonic @ 3m	
ANT	802.11n HT20 CH13 2472MHz	
0+1	Horizontal	Vertical
14.47G ~14.5G Avg.	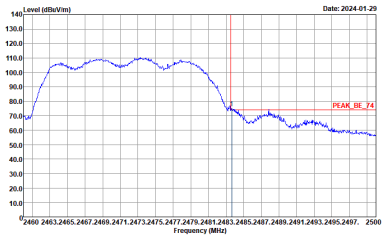	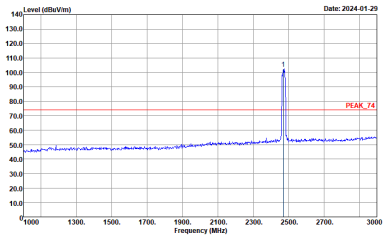
17.7G ~18G Avg	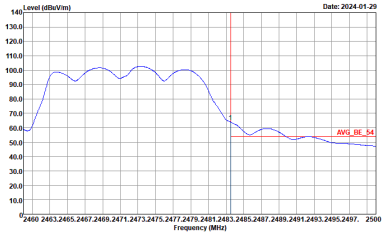	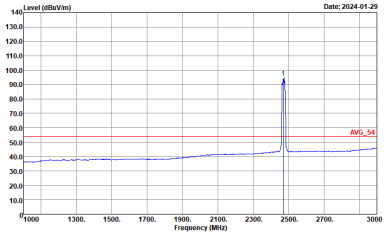

Emission above 18GHz

2.4GHz WIFI 802.11n HT20 (SHF @ 1m)

WIFI	2.4GHz 2400~2483.5MHz	
ANT	802.11n HT20 SHF	
0+1	Horizontal	Vertical
Peak Avg.	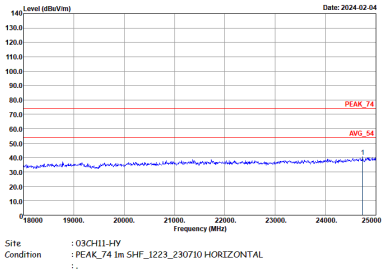	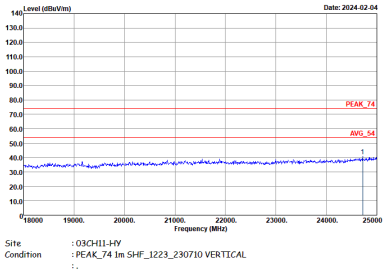

Emission below 1GHz

2.4GHz WIFI 802.11n HT20 (LF)

WIFI	2.4GHz 2400~2483.5MHz	
ANT	802.11n HT20 LF	
0+1	Horizontal	Vertical
QP / Peak	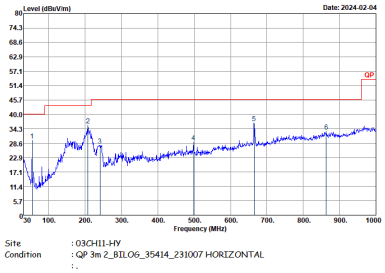	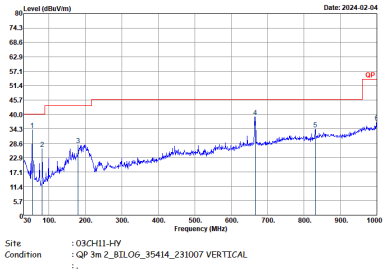

Appendix E. Duty Cycle Plots

Antenna	Band	Duty Cycle(%)	T(us)	1/T(kHz)	VBW Setting
0+1	802.11b	100.00	-	-	10Hz
0+1	802.11g	100.00	-	-	10Hz
0+1	2.4GHz 802.11n HT20	100.00	-	-	10Hz

MIMO <Ant.0+1>

802.11b

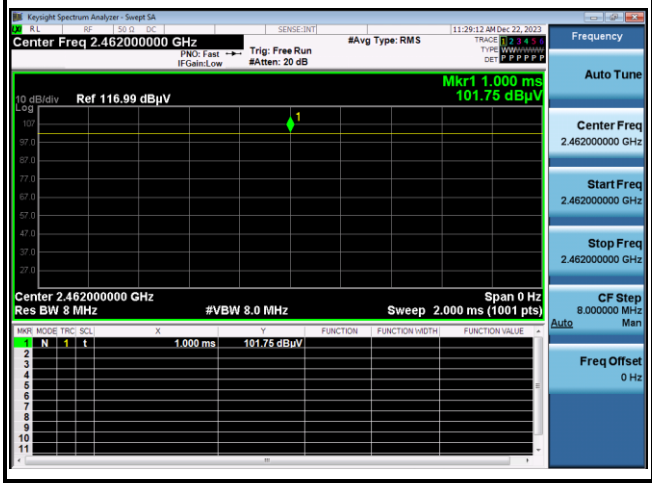

802.11g

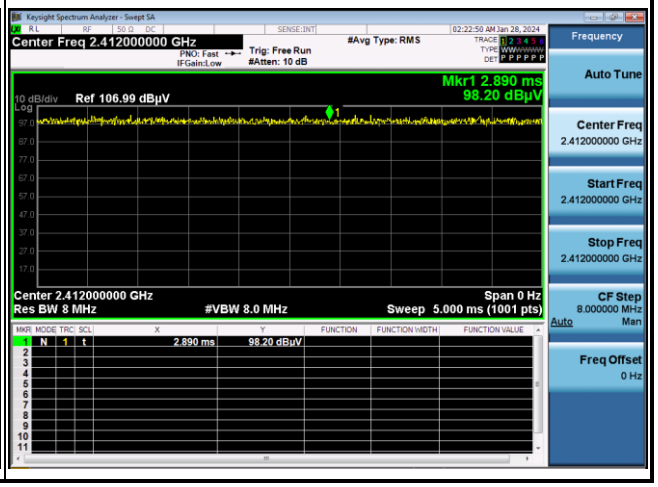

2.4GHz 802.11n HT20

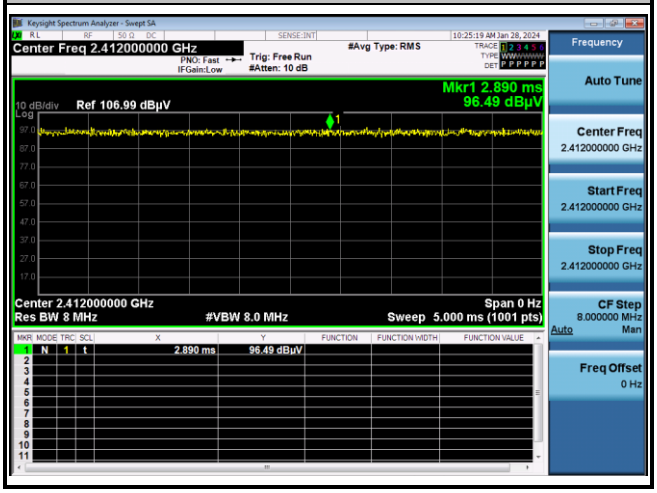

——THE END——