Mode	21	
	Band Edge	
	2400-2483.5_802.11ax HE20_CH11_Full RU _2462MHz	
ANT	0+1	
Pol.	Vertical	Fundamental
Peak	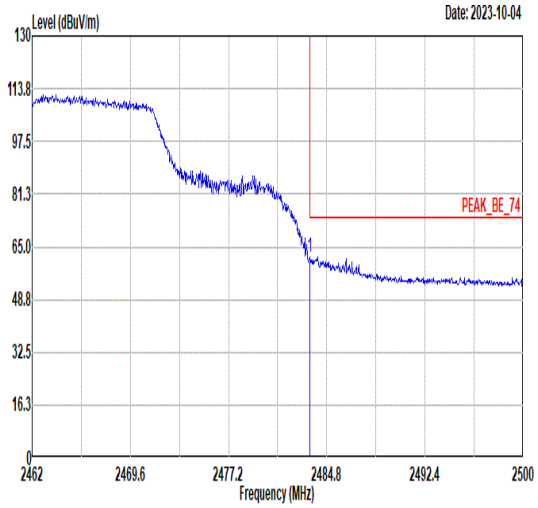 Freq Level Limit Line Margin Read Level Ant Factor Cable Loss Preamp Factor APos TPos Remark MHz dBuV/m dBuV/m dB dBuV dB/m dB dB cm deg 1 2483.51 61.97 74.00 -12.03 58.27 32.39 4.92 33.61 251 354 PEAK	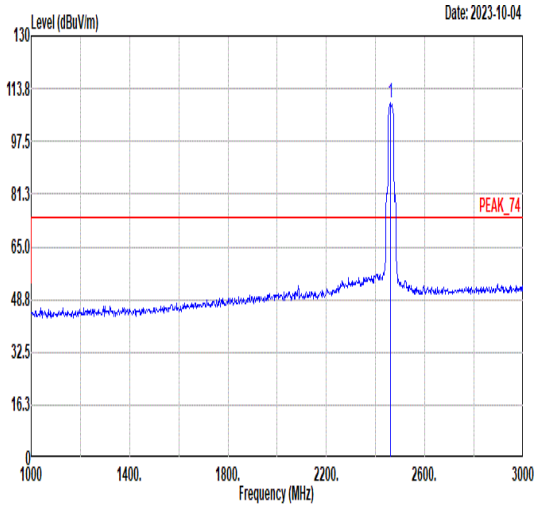 Freq Level Limit Line Margin Read Level Ant Factor Cable Loss Preamp Factor APos TPos Remark MHz dBuV/m dBuV/m dB dBuV dB/m dB dB cm deg 1 2462.00 109.58 ------ ------ 105.92 32.39 4.89 33.62 251 354 PEAK
Avg	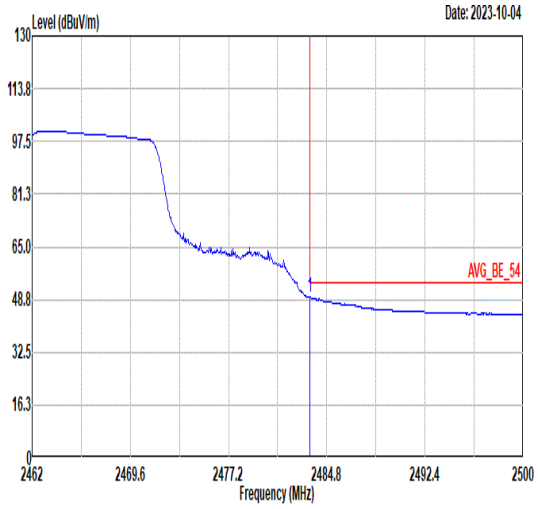 Freq Level Limit Line Margin Read Level Ant Factor Cable Loss Preamp Factor APos TPos Remark MHz dBuV/m dBuV/m dB dBuV dB/m dB dB cm deg 1 2483.51 49.32 54.00 -4.68 45.62 32.39 4.92 33.61 251 354 AVERAGE	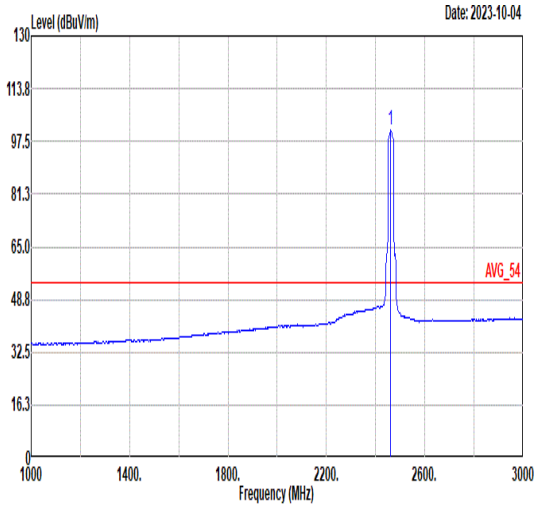 Freq Level Limit Line Margin Read Level Ant Factor Cable Loss Preamp Factor APos TPos Remark MHz dBuV/m dBuV/m dB dBuV dB/m dB dB cm deg 1 2462.00 100.81 ------ ------ 97.15 32.39 4.89 33.62 251 354 AVERAGE

Mode	21	
	Harmonic	
	2400-2483.5_802.11ax HE20_CH11_Full RU _2462MHz	
ANT	0+1	
Pol.	Horizontal	Vertical
Peak Avg	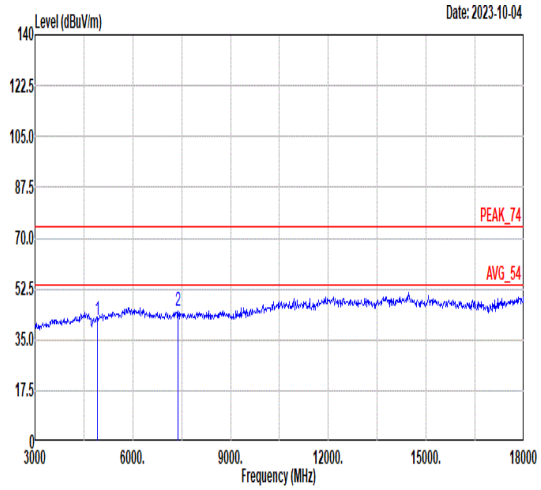 Freq Level Limit Line Margin Read Level Ant Factor Cable Loss Preamp Factor APos TPos Remark MHz dBuV/m dBuV/m dB dBuV dB/m dB dB cm deg 1 4924.00 41.98 74.00 -32.02 57.40 34.34 7.79 57.55 -- -- Peak 2 7386.00 44.66 74.00 -29.34 58.45 35.99 9.17 58.95 -- -- Peak	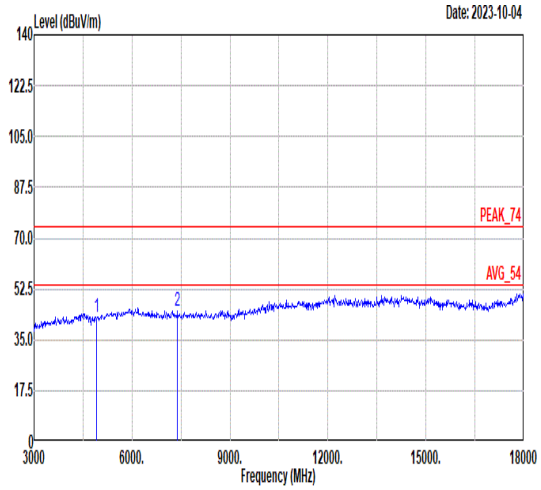 Freq Level Limit Line Margin Read Level Ant Factor Cable Loss Preamp Factor APos TPos Remark MHz dBuV/m dBuV/m dB dBuV dB/m dB dB cm deg 1 4924.00 42.54 74.00 -31.46 57.96 34.34 7.79 57.55 -- -- Peak 2 7386.00 44.78 74.00 -29.22 58.57 35.99 9.17 58.95 -- -- Peak

Mode	22	
	Band Edge	
	2400-2483.5_802.11ax HE20_CH11_Partial_RU 26/8_2462MHz	
ANT	0+1	
Pol.	Horizontal	Fundamental
Peak	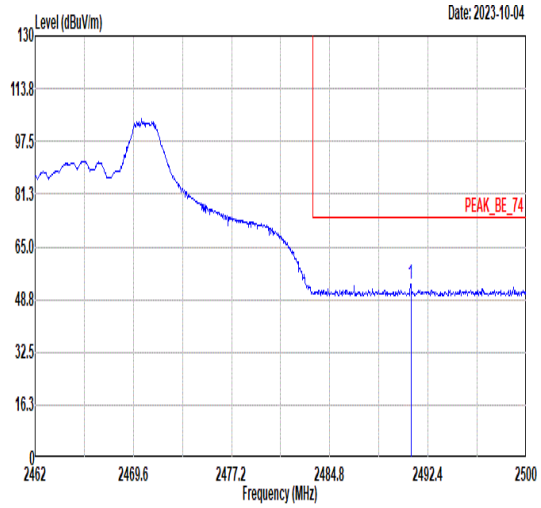 Freq Level Limit Line Margin Read Level Ant Factor Cable Loss Preamp Factor APos TPos Remark MHz dBuV/m dBuV/m dB dBuV dB/m dB dB cm deg 1 2491.07 53.66 74.00 -20.34 49.94 32.40 4.93 33.61 233 357 PEAK	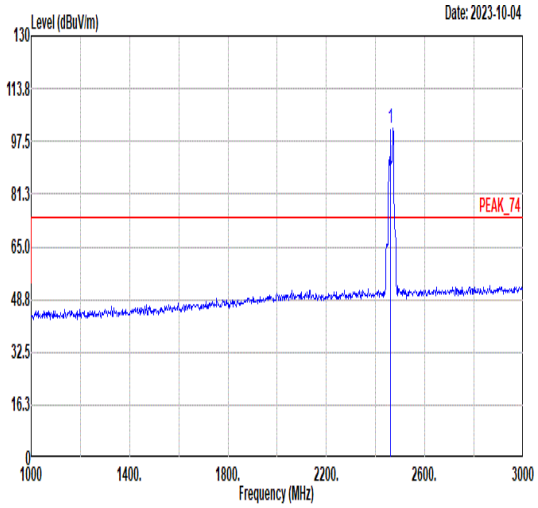 Freq Level Limit Line Margin Read Level Ant Factor Cable Loss Preamp Factor APos TPos Remark MHz dBuV/m dBuV/m dB dBuV dB/m dB dB cm deg 1 2462.00 101.30 ------ ------ 97.63 32.39 4.90 33.62 233 357 PEAK
Avg	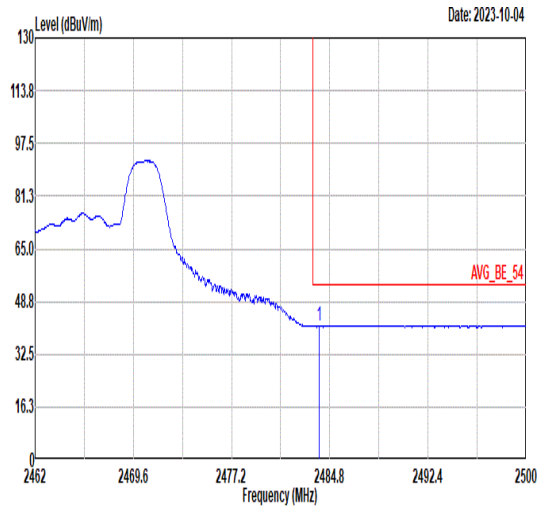 Freq Level Limit Line Margin Read Level Ant Factor Cable Loss Preamp Factor APos TPos Remark MHz dBuV/m dBuV/m dB dBuV dB/m dB dB cm deg 1 2484.00 41.32 54.00 -12.68 37.61 32.40 4.92 33.61 233 357 AVERAGE	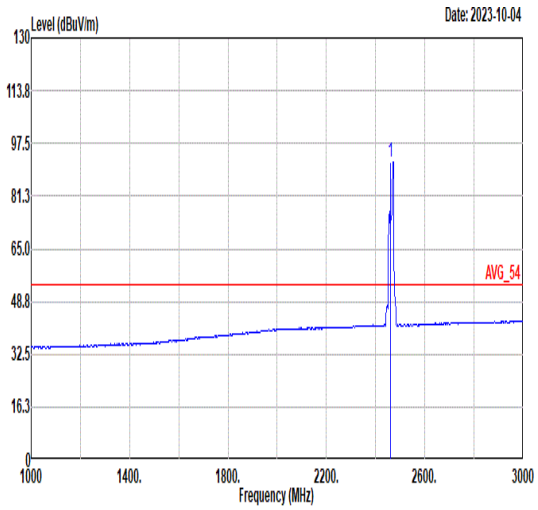 Freq Level Limit Line Margin Read Level Ant Factor Cable Loss Preamp Factor APos TPos Remark MHz dBuV/m dBuV/m dB dBuV dB/m dB dB cm deg 1 2462.00 91.90 ------ ------ 88.23 32.39 4.90 33.62 233 357 AVERAGE

Mode	22	
	Band Edge	
	2400-2483.5_802.11ax HE20_CH11_Partial_RU 26/8_2462MHz	
ANT	0+1	
Pol.	Vertical	Fundamental
Peak	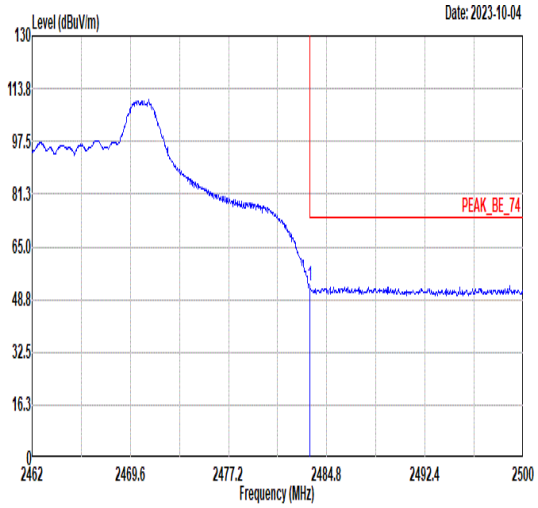 Freq Level Limit Line Margin Read Level Ant Factor Cable Loss Preamp Factor APos TPos Remark MHz dBuV/m dBuV/m dB dBuV dB/m dB dB cm deg 1 2483.51 53.12 74.00 -20.88 49.42 32.39 4.92 33.61 205 0 PEAK	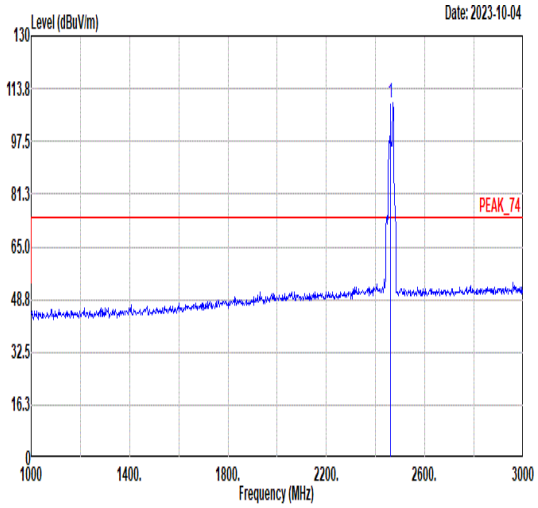 Freq Level Limit Line Margin Read Level Ant Factor Cable Loss Preamp Factor APos TPos Remark MHz dBuV/m dBuV/m dB dBuV dB/m dB dB cm deg 1 2462.00 109.33 ------ ------ 105.66 32.39 4.90 33.62 205 0 PEAK
Avg	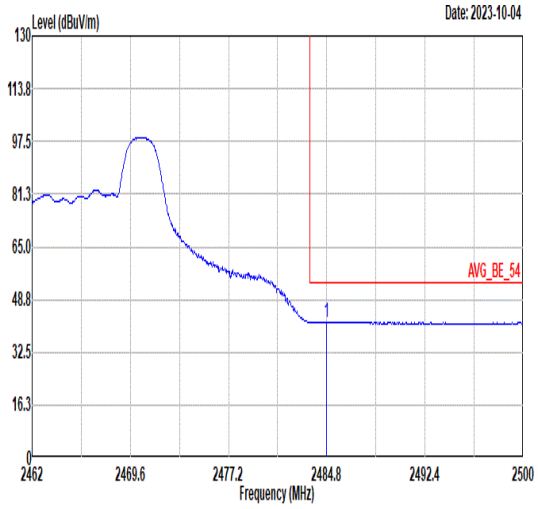 Freq Level Limit Line Margin Read Level Ant Factor Cable Loss Preamp Factor APos TPos Remark MHz dBuV/m dBuV/m dB dBuV dB/m dB dB cm deg 1 2484.76 41.78 54.00 -12.22 38.07 32.40 4.92 33.61 205 0 AVERAGE	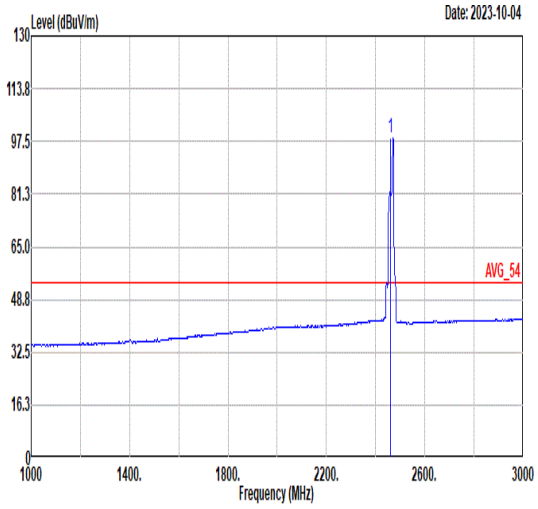 Freq Level Limit Line Margin Read Level Ant Factor Cable Loss Preamp Factor APos TPos Remark MHz dBuV/m dBuV/m dB dBuV dB/m dB dB cm deg 1 2462.00 98.47 ------ ------ 94.80 32.39 4.90 33.62 205 0 AVERAGE

Mode	23	
	Band Edge	
	2400-2483.5_802.11ax HE20_CH11_ Partial_RU 52/40_2462MHz	
ANT	0+1	
Pol.	Horizontal	Fundamental
Peak	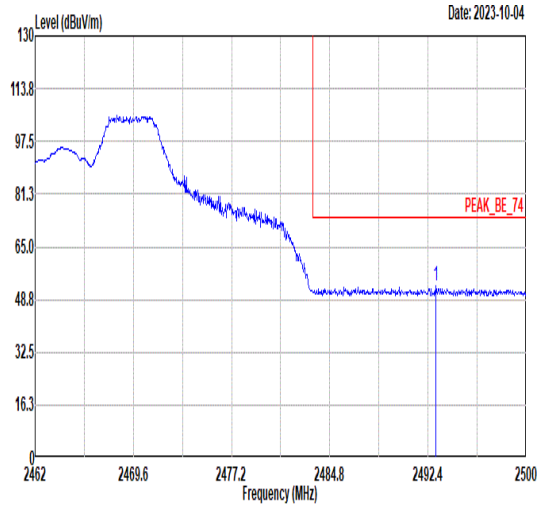 Freq Level Limit Line Margin Read Level Ant Factor Cable Loss Preamp Factor APos TPos Remark MHz dBuV/m dBuV/m dB dBuV dB/m dB dB cm deg 1 2493.01 52.90 74.00 -21.10 49.18 32.40 4.93 33.61 199 22 PEAK	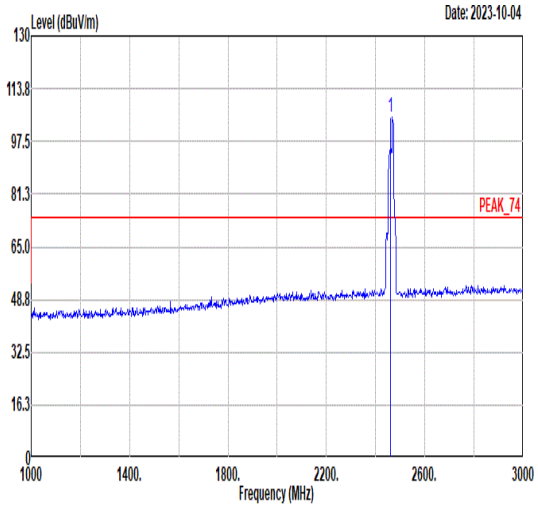 Freq Level Limit Line Margin Read Level Ant Factor Cable Loss Preamp Factor APos TPos Remark MHz dBuV/m dBuV/m dB dBuV dB/m dB dB cm deg 1 2462.00 104.91 ------ ------ 101.24 32.39 4.90 33.62 199 22 PEAK
Avg	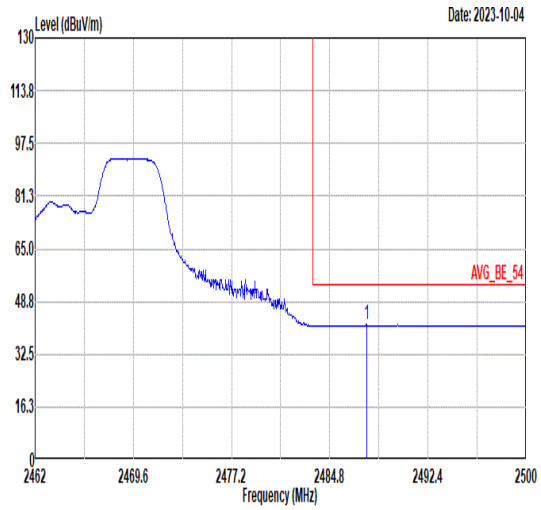 Freq Level Limit Line Margin Read Level Ant Factor Cable Loss Preamp Factor APos TPos Remark MHz dBuV/m dBuV/m dB dBuV dB/m dB dB cm deg 1 2487.65 41.50 54.00 -12.50 37.78 32.40 4.93 33.61 199 22 AVERAGE	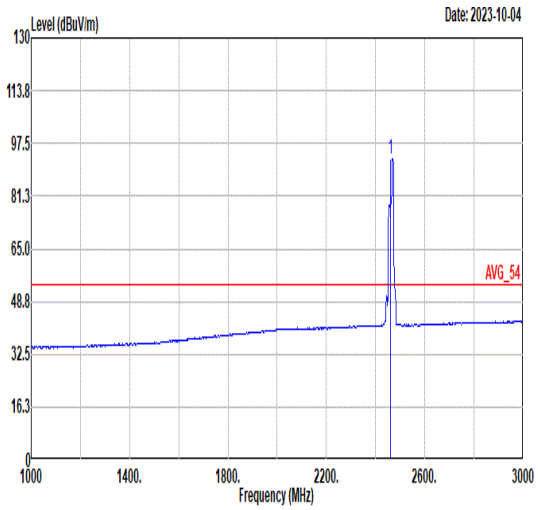 Freq Level Limit Line Margin Read Level Ant Factor Cable Loss Preamp Factor APos TPos Remark MHz dBuV/m dBuV/m dB dBuV dB/m dB dB cm deg 1 2462.00 92.68 ------ ------ 89.01 32.39 4.90 33.62 199 22 AVERAGE

Mode	23	
	Band Edge	
	2400-2483.5_802.11ax HE20_CH11_ Partial_RU 52/40_2462MHz	
ANT	0+1	
Pol.	Vertical	Fundamental
Peak	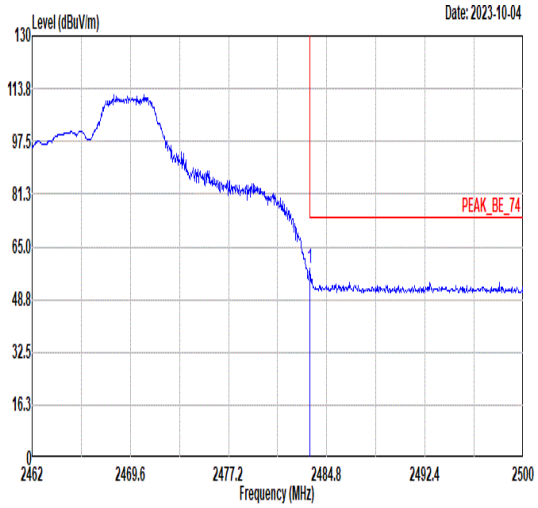 Freq Level Limit Line Margin Read Level Ant Factor Cable Loss Preamp Factor APos TPos Remark MHz dBuV/m dBuV/m dB dBuV dB/m dB dB cm deg 1 2483.51 58.43 74.00 -15.57 54.73 32.39 4.92 33.61 200 9 PEAK	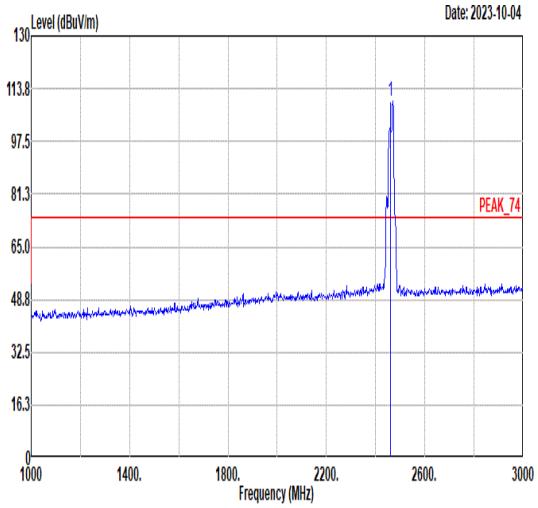 Freq Level Limit Line Margin Read Level Ant Factor Cable Loss Preamp Factor APos TPos Remark MHz dBuV/m dBuV/m dB dBuV dB/m dB dB cm deg 1 2462.00 109.67 ------ ------ 106.00 32.39 4.90 33.62 200 9 PEAK
Avg	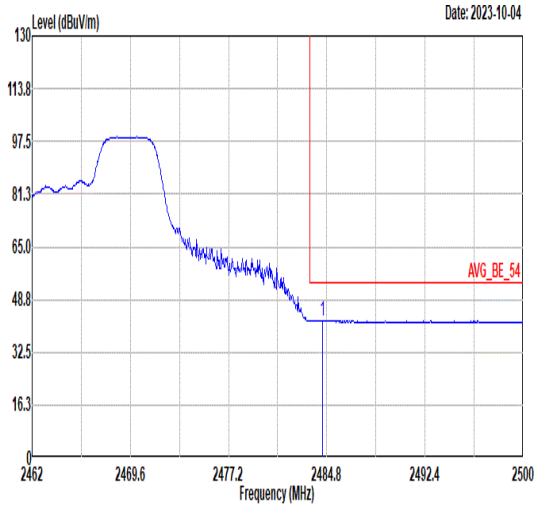 Freq Level Limit Line Margin Read Level Ant Factor Cable Loss Preamp Factor APos TPos Remark MHz dBuV/m dBuV/m dB dBuV dB/m dB dB cm deg 1 2484.46 42.21 54.00 -11.79 38.50 32.40 4.92 33.61 200 9 AVERAGE	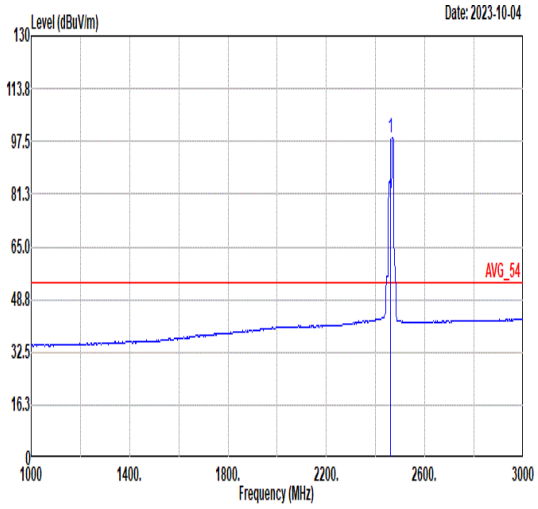 Freq Level Limit Line Margin Read Level Ant Factor Cable Loss Preamp Factor APos TPos Remark MHz dBuV/m dBuV/m dB dBuV dB/m dB dB cm deg 1 2462.00 98.67 ------ ------ 95.00 32.39 4.90 33.62 200 9 AVERAGE

Mode	24	
	Band Edge	
	2400-2483.5_802.11ax HE20_CH11_Partial_RU 106/54_2462MHz	
ANT	0+1	
Pol.	Horizontal	Fundamental
Peak	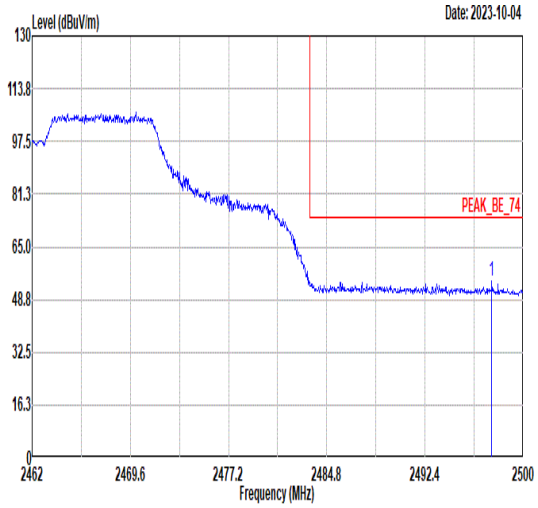 Freq Level Limit Line Margin Read Level Ant Factor Cable Loss Preamp Factor APos TPos Remark MHz dBuV/m dBuV/m dB dBuV dB/m dB dB cm deg 1 2497.57 54.70 74.00 -19.30 50.96 32.40 4.94 33.60 196 20 PEAK	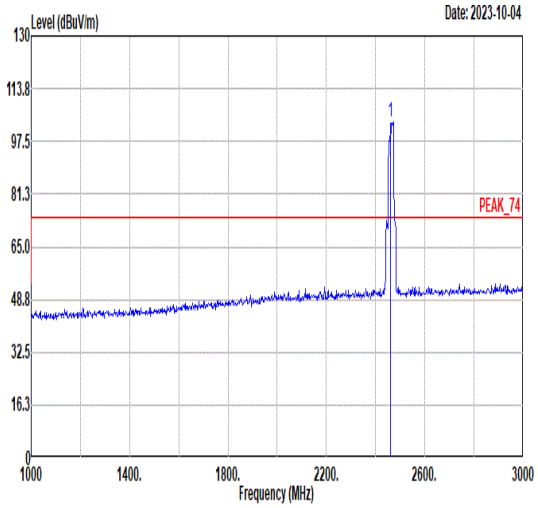 Freq Level Limit Line Margin Read Level Ant Factor Cable Loss Preamp Factor APos TPos Remark MHz dBuV/m dBuV/m dB dBuV dB/m dB dB cm deg 1 2462.00 103.46 ------ ------ 99.79 32.39 4.90 33.62 196 20 PEAK
Avg	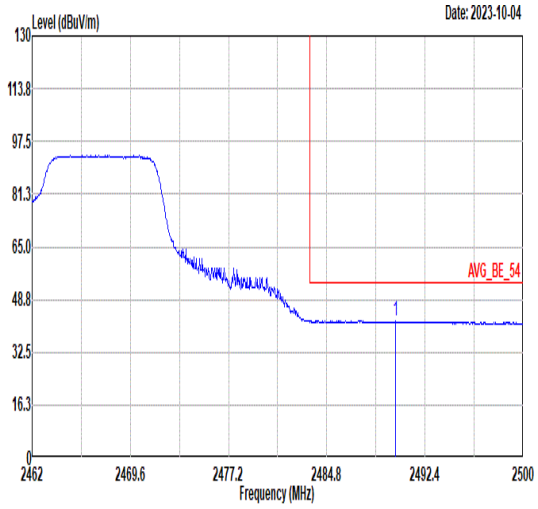 Freq Level Limit Line Margin Read Level Ant Factor Cable Loss Preamp Factor APos TPos Remark MHz dBuV/m dBuV/m dB dBuV dB/m dB dB cm deg 1 2490.12 42.08 54.00 -11.92 38.36 32.40 4.93 33.61 196 20 AVERAGE	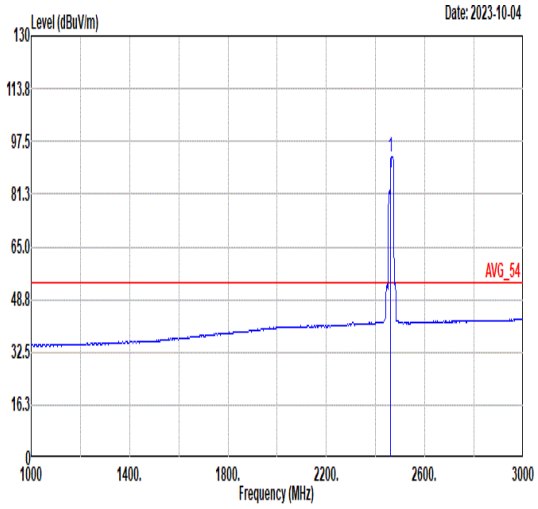 Freq Level Limit Line Margin Read Level Ant Factor Cable Loss Preamp Factor APos TPos Remark MHz dBuV/m dBuV/m dB dBuV dB/m dB dB cm deg 1 2462.00 92.77 ------ ------ 89.10 32.39 4.90 33.62 196 20 AVERAGE

Mode	24	
	Band Edge	
	2400-2483.5_802.11ax HE20_CH11_Partial_RU 106/54_2462MHz	
ANT	0+1	
Pol.	Vertical	Fundamental
Peak	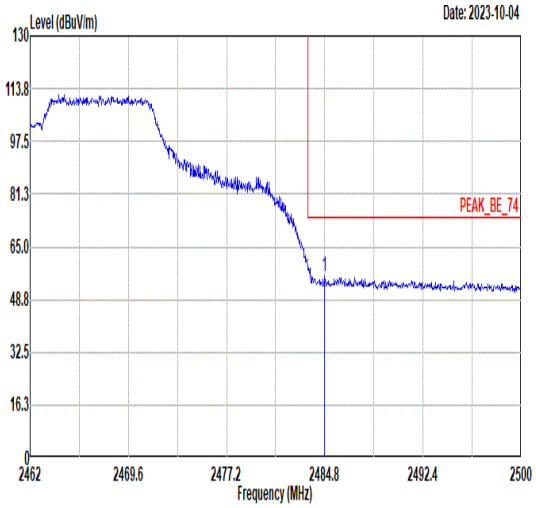 Freq Level Limit Line Margin Read Level Ant Factor Cable Loss Preamp Factor APos TPos Remark MHz dBuV/m dBuV/m dB dBuV dB/m dB dB cm deg 1 2484.80 56.10 74.00 -17.90 52.39 32.40 4.92 33.61 226 7 Peak	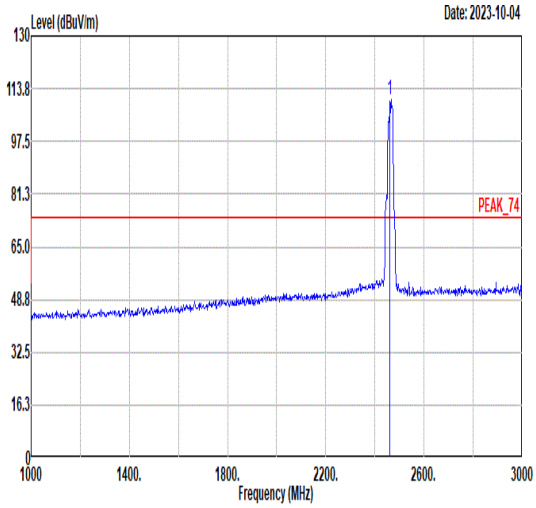 Freq Level Limit Line Margin Read Level Ant Factor Cable Loss Preamp Factor APos TPos Remark MHz dBuV/m dBuV/m dB dBuV dB/m dB dB cm deg 1 2462.00 110.27 ------ ------ 106.60 32.39 4.90 33.62 226 7 PEAK
Avg	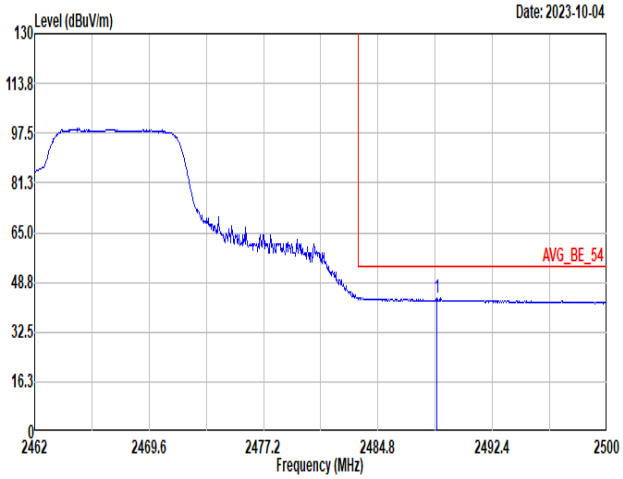 Freq Level Limit Line Margin Read Level Ant Factor Cable Loss Preamp Factor APos TPos Remark MHz dBuV/m dBuV/m dB dBuV dB/m dB dB cm deg 1 2488.71 43.48 54.00 -10.52 39.76 32.40 4.93 33.61 226 7 Peak	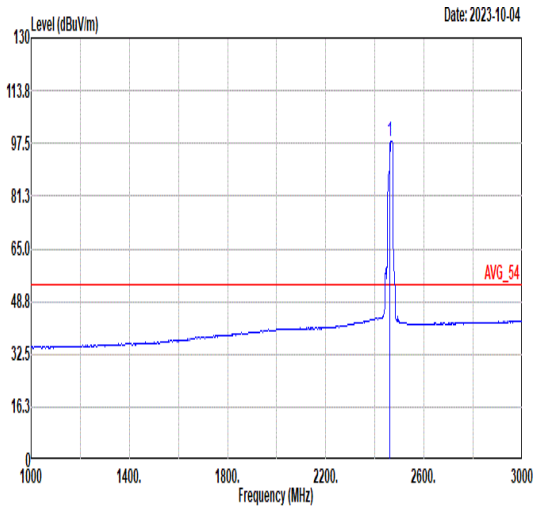 Freq Level Limit Line Margin Read Level Ant Factor Cable Loss Preamp Factor APos TPos Remark MHz dBuV/m dBuV/m dB dBuV dB/m dB dB cm deg 1 2462.00 98.35 ------ ------ 94.69 32.39 4.89 33.62 226 7 AVERAGE

Mode	25	
	Band Edge	
	2400-2483.5_802.11ax HE20_CH12_Full RU _2467MHz	
ANT	0+1	
Pol.	Horizontal	Fundamental
Peak	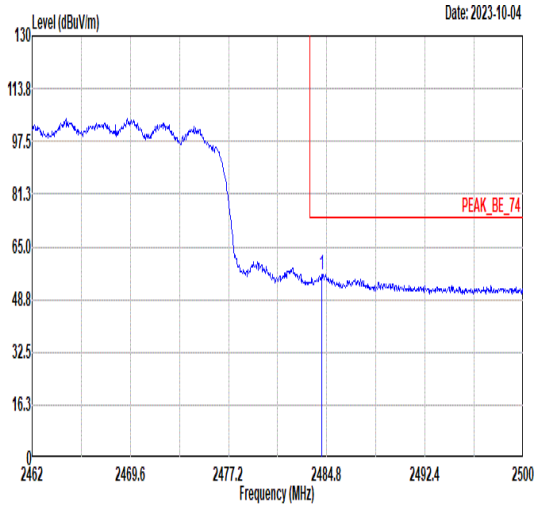 Freq Level Limit Line Margin Read Level Ant Factor Cable Loss Preamp Factor APos TPos Remark MHz dBuV/m dBuV/m dB dBuV dB/m dB dB cm deg 1 2484.38 56.59 74.00 -17.41 52.88 32.40 4.92 33.61 326 22 PEAK	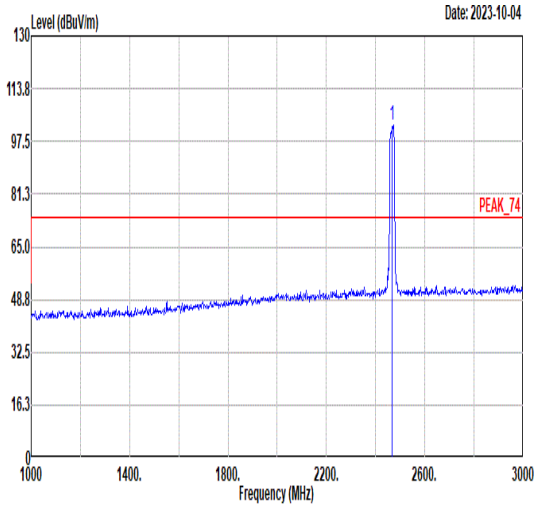 Freq Level Limit Line Margin Read Level Ant Factor Cable Loss Preamp Factor APos TPos Remark MHz dBuV/m dBuV/m dB dBuV dB/m dB dB cm deg 1 2467.00 102.63 ------ ------ 98.96 32.39 4.90 33.62 326 22 PEAK
Avg	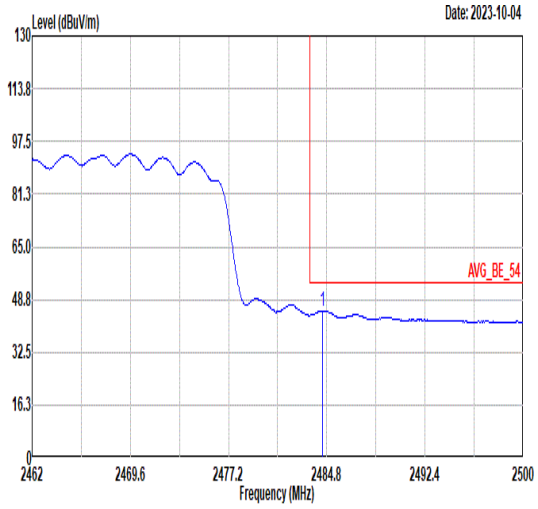 Freq Level Limit Line Margin Read Level Ant Factor Cable Loss Preamp Factor APos TPos Remark MHz dBuV/m dBuV/m dB dBuV dB/m dB dB cm deg 1 2484.50 45.20 54.00 -8.80 41.49 32.40 4.92 33.61 326 22 AVERAGE	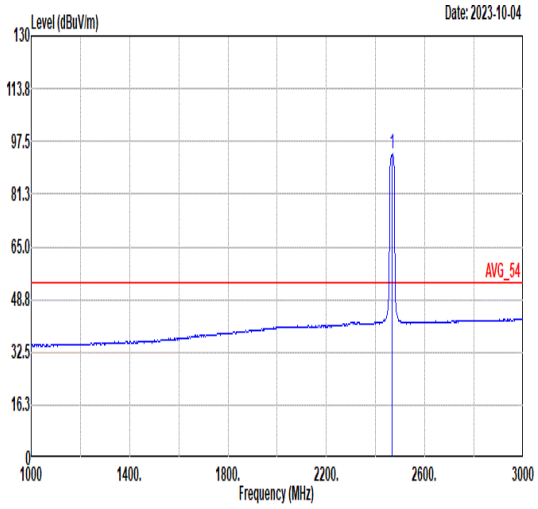 Freq Level Limit Line Margin Read Level Ant Factor Cable Loss Preamp Factor APos TPos Remark MHz dBuV/m dBuV/m dB dBuV dB/m dB dB cm deg 1 2467.00 93.47 ------ ------ 89.80 32.39 4.90 33.62 326 22 AVERAGE

Mode	25	
	Band Edge	
	2400-2483.5_802.11ax HE20_CH12_Full RU _2467MHz	
ANT	0+1	
Pol.	Vertical	Fundamental
Peak	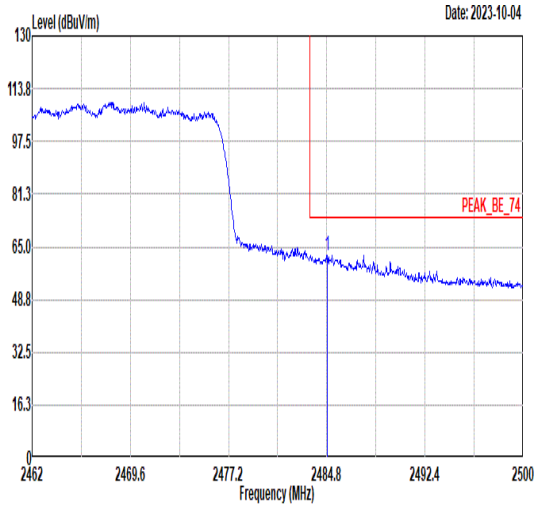 Freq Level Limit Line Margin Read Level Ant Factor Cable Loss Preamp Factor APos TPos Remark MHz dBuV/m dBuV/m dB dBuV dB/m dB dB cm deg 1 2484.84 62.52 74.00 -11.48 58.81 32.40 4.92 33.61 191 11 PEAK	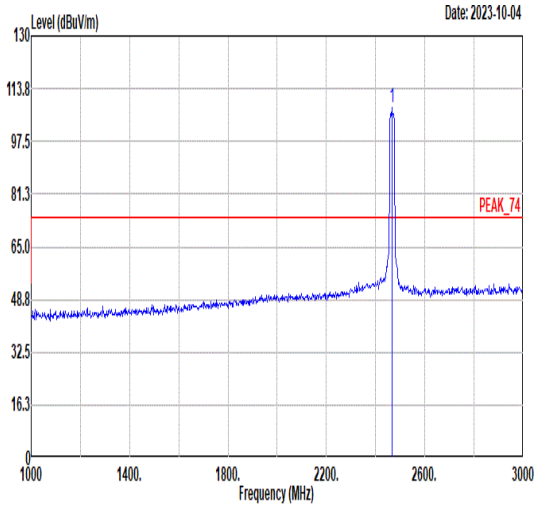 Freq Level Limit Line Margin Read Level Ant Factor Cable Loss Preamp Factor APos TPos Remark MHz dBuV/m dBuV/m dB dBuV dB/m dB dB cm deg 1 2467.00 107.78 ------ ------ 104.11 32.39 4.90 33.62 191 11 PEAK
Avg	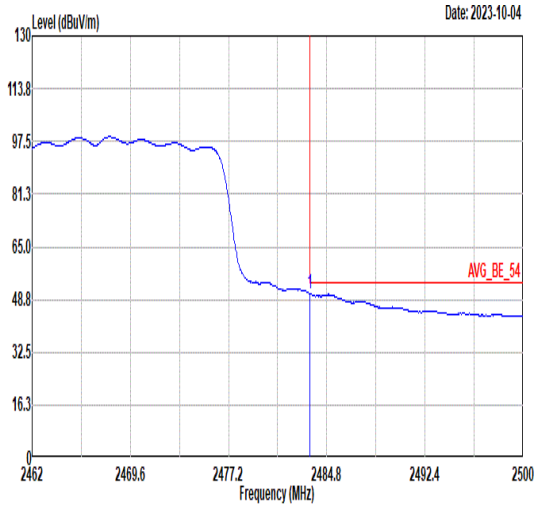 Freq Level Limit Line Margin Read Level Ant Factor Cable Loss Preamp Factor APos TPos Remark MHz dBuV/m dBuV/m dB dBuV dB/m dB dB cm deg 1 2483.51 50.66 54.00 -3.34 46.96 32.39 4.92 33.61 191 11 AVERAGE	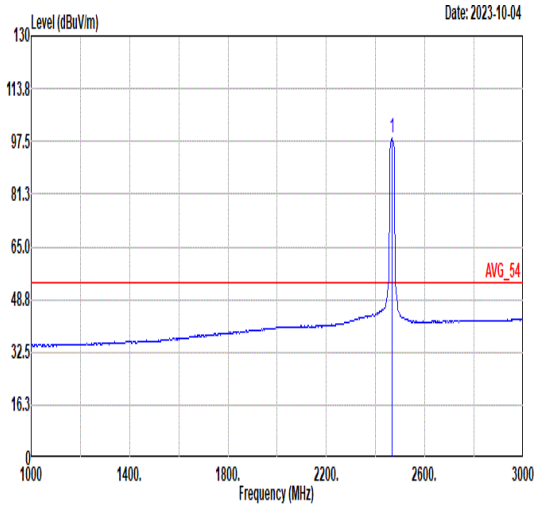 Freq Level Limit Line Margin Read Level Ant Factor Cable Loss Preamp Factor APos TPos Remark MHz dBuV/m dBuV/m dB dBuV dB/m dB dB cm deg 1 2467.00 98.74 ------ ------ 95.07 32.39 4.90 33.62 191 11 AVERAGE

Mode	25	
	Harmonic	
	2400-2483.5_802.11ax HE20_CH12_Full RU _2467MHz	
ANT	0+1	
Pol.	Horizontal	Vertical
Peak Avg	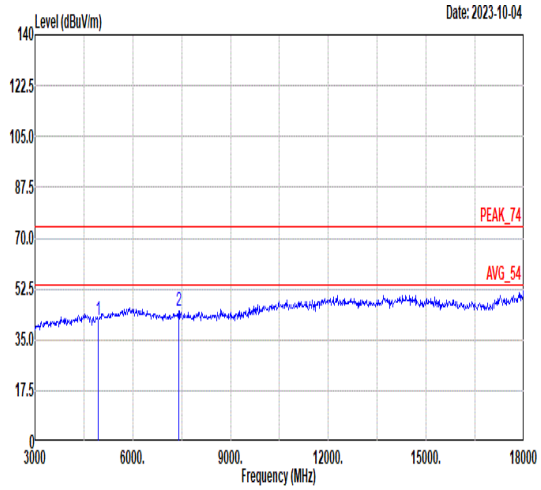 Freq Level Limit Line Margin Read Level Ant Factor Cable Loss Preamp Factor APos TPos Remark MHz dBuV/m dBuV/m dB dBuV dB/m dB dB cm deg 1 4934.00 41.89 74.00 -32.11 57.32 34.34 7.79 57.56 -- -- Peak 2 7401.00 44.87 74.00 -29.13 58.65 35.98 9.20 58.96 -- -- Peak	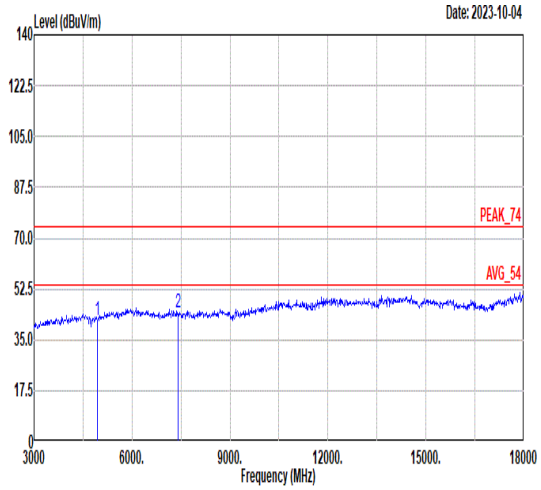 Freq Level Limit Line Margin Read Level Ant Factor Cable Loss Preamp Factor APos TPos Remark MHz dBuV/m dBuV/m dB dBuV dB/m dB dB cm deg 1 4934.00 41.77 74.00 -32.23 57.20 34.34 7.79 57.56 -- -- Peak 2 7401.00 44.18 74.00 -29.82 57.96 35.98 9.20 58.96 -- -- Peak

Mode	26	
	Band Edge	
	2400-2483.5_802.11ax HE20_CH12_Partial_RU 26/8_2467MHz	
ANT	0+1	
Pol.	Horizontal	Fundamental
Peak	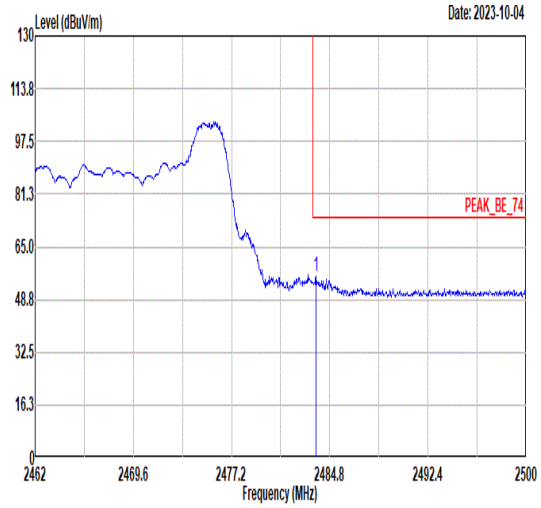 Freq Level Limit Line Margin Read Level Ant Factor Cable Loss Preamp Factor APos TPos Remark MHz dBuV/m dBuV/m dB dBuV dB/m dB dB cm deg 1 2483.74 56.03 74.00 -17.97 52.32 32.40 4.92 33.61 330 17 PEAK	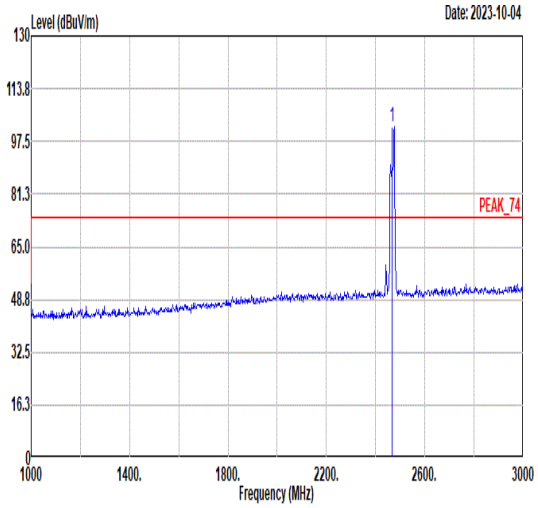 Freq Level Limit Line Margin Read Level Ant Factor Cable Loss Preamp Factor APos TPos Remark MHz dBuV/m dBuV/m dB dBuV dB/m dB dB cm deg 1 2467.00 102.02 ------ ------ 98.34 32.39 4.91 33.62 330 17 PEAK
Avg	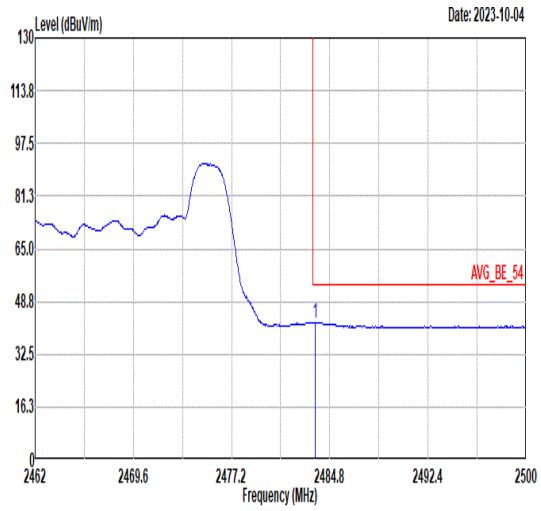 Freq Level Limit Line Margin Read Level Ant Factor Cable Loss Preamp Factor APos TPos Remark MHz dBuV/m dBuV/m dB dBuV dB/m dB dB cm deg 1 2483.66 42.30 54.00 -11.70 38.60 32.39 4.92 33.61 330 17 AVERAGE	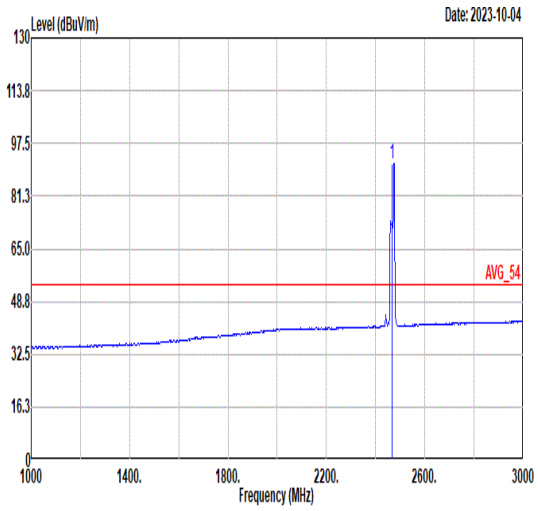 Freq Level Limit Line Margin Read Level Ant Factor Cable Loss Preamp Factor APos TPos Remark MHz dBuV/m dBuV/m dB dBuV dB/m dB dB cm deg 1 2467.00 91.28 ------ ------ 87.60 32.39 4.91 33.62 330 17 AVERAGE

Mode	26	
	Band Edge	
	2400-2483.5_802.11ax HE20_CH12_Partial_RU 26/8_2467MHz	
ANT	0+1	
Pol.	Vertical	Fundamental
Peak	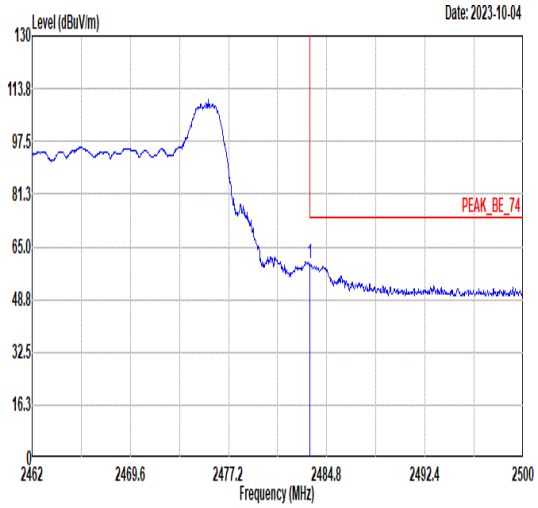 Freq Level Limit Line Margin Read Level Ant Factor Cable Loss Preamp Factor APos TPos Remark MHz dBuV/m dBuV/m dB dBuV dB/m dB dB cm deg 1 2483.51 59.64 74.00 -14.36 55.94 32.39 4.92 33.61 253 0 PEAK	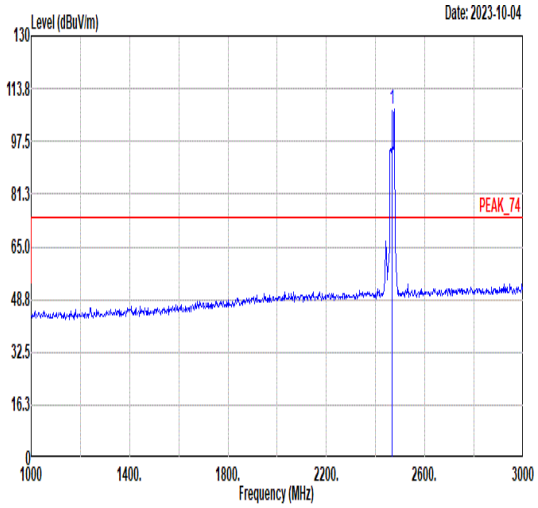 Freq Level Limit Line Margin Read Level Ant Factor Cable Loss Preamp Factor APos TPos Remark MHz dBuV/m dBuV/m dB dBuV dB/m dB dB cm deg 1 2467.00 107.37 ------ ------ 103.69 32.39 4.91 33.62 253 0 PEAK
Avg	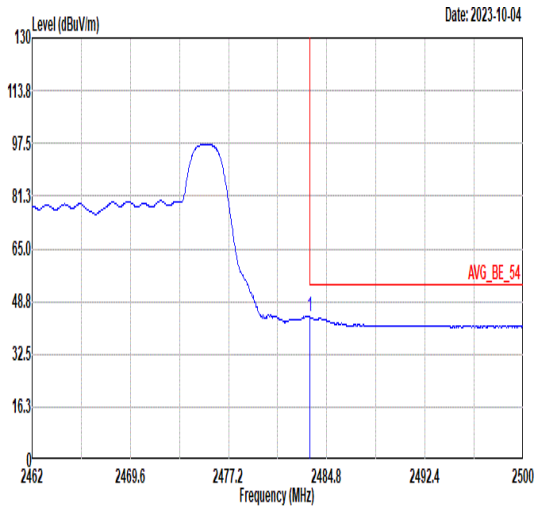 Freq Level Limit Line Margin Read Level Ant Factor Cable Loss Preamp Factor APos TPos Remark MHz dBuV/m dBuV/m dB dBuV dB/m dB dB cm deg 1 2483.51 43.94 54.00 -10.06 40.24 32.39 4.92 33.61 253 0 AVERAGE	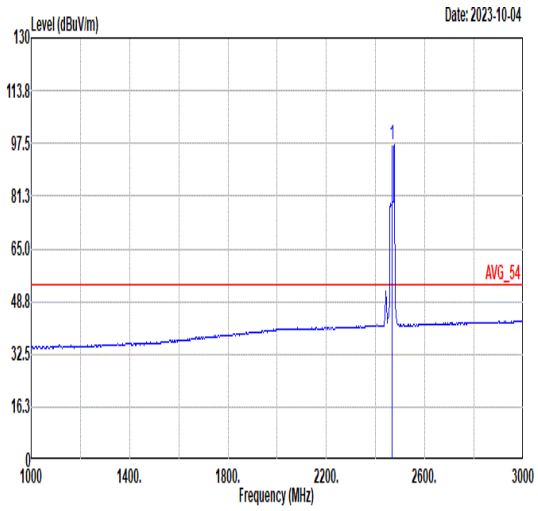 Freq Level Limit Line Margin Read Level Ant Factor Cable Loss Preamp Factor APos TPos Remark MHz dBuV/m dBuV/m dB dBuV dB/m dB dB cm deg 1 2467.00 97.02 ------ ------ 93.34 32.39 4.91 33.62 253 0 AVERAGE

Mode	27	
	Band Edge	
	2400-2483.5_802.11ax HE20_CH12_ Partial_RU 52/40_2467MHz	
ANT	0+1	
Pol.	Horizontal	Fundamental
Peak	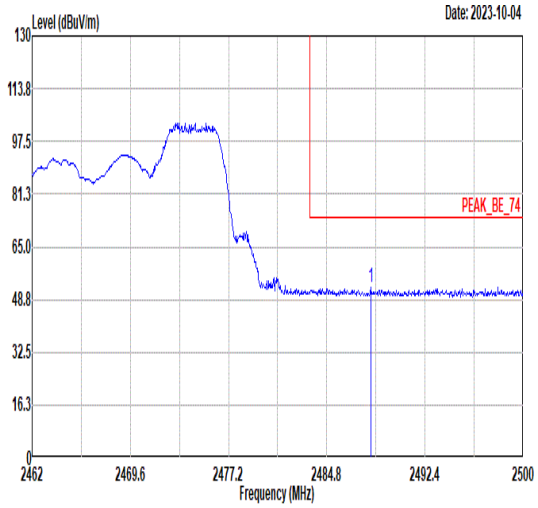 Freq Level Limit Line Margin Read Level Ant Factor Cable Loss Preamp Factor APos TPos Remark MHz dBuV/m dBuV/m dB dBuV dB/m dB dB cm deg 1 2488.22 52.70 74.00 -21.30 48.98 32.40 4.93 33.61 373 0 PEAK	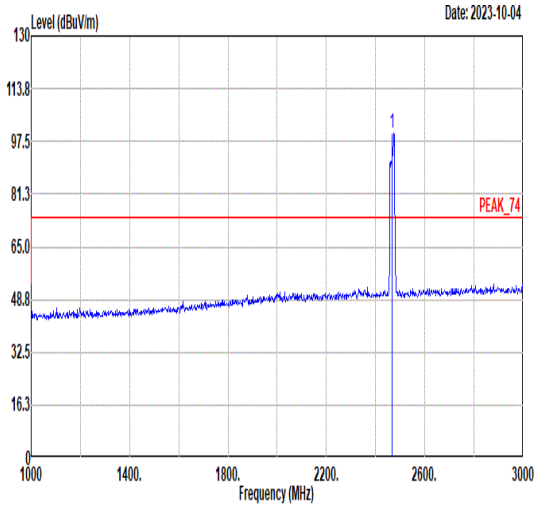 Freq Level Limit Line Margin Read Level Ant Factor Cable Loss Preamp Factor APos TPos Remark MHz dBuV/m dBuV/m dB dBuV dB/m dB dB cm deg 1 2467.00 100.04 ------ ------ 96.36 32.39 4.91 33.62 373 0 PEAK
Avg	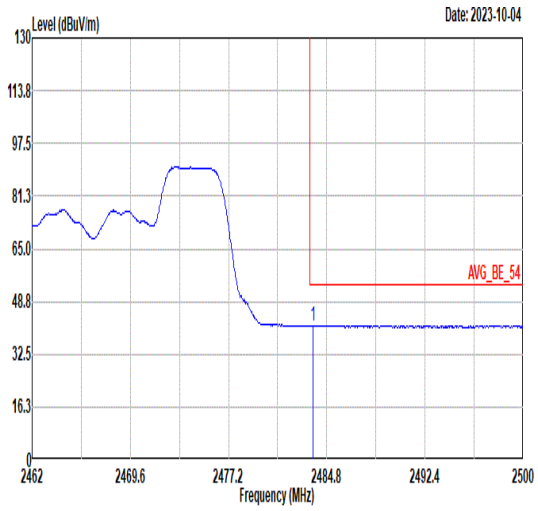 Freq Level Limit Line Margin Read Level Ant Factor Cable Loss Preamp Factor APos TPos Remark MHz dBuV/m dBuV/m dB dBuV dB/m dB dB cm deg 1 2483.74 41.32 54.00 -12.68 37.61 32.40 4.92 33.61 373 0 AVERAGE	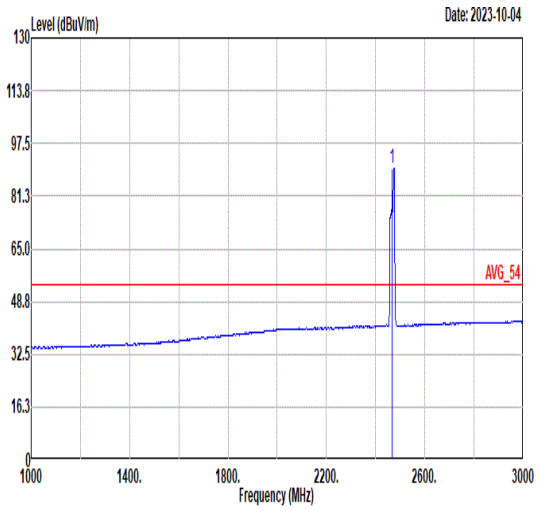 Freq Level Limit Line Margin Read Level Ant Factor Cable Loss Preamp Factor APos TPos Remark MHz dBuV/m dBuV/m dB dBuV dB/m dB dB cm deg 1 2467.00 89.82 ------ ------ 86.14 32.39 4.91 33.62 373 0 AVERAGE

Mode	27	
	Band Edge	
	2400-2483.5_802.11ax HE20_CH12_ Partial_RU 52/40_2467MHz	
ANT	0+1	
Pol.	Vertical	Fundamental
Peak	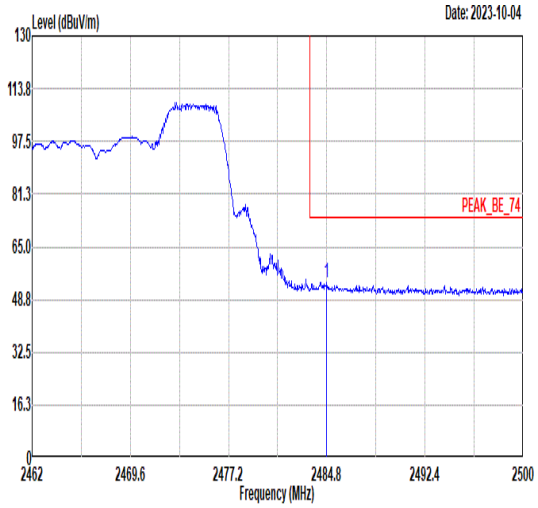 Freq Level Limit Line Margin Read Level Ant Factor Cable Loss Preamp Factor APos TPos Remark MHz dBuV/m dBuV/m dB dBuV dB/m dB dB cm deg 1 2484.80 54.18 74.00 -19.82 50.47 32.40 4.92 33.61 257 9 PEAK	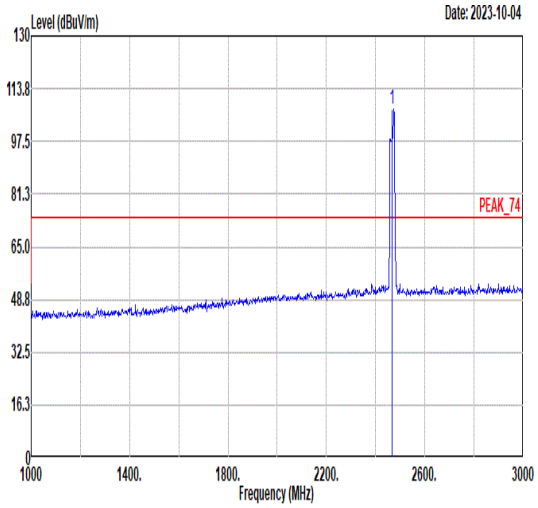 Freq Level Limit Line Margin Read Level Ant Factor Cable Loss Preamp Factor APos TPos Remark MHz dBuV/m dBuV/m dB dBuV dB/m dB dB cm deg 1 2467.00 107.26 ------ ------ 103.58 32.39 4.91 33.62 257 9 PEAK
Avg	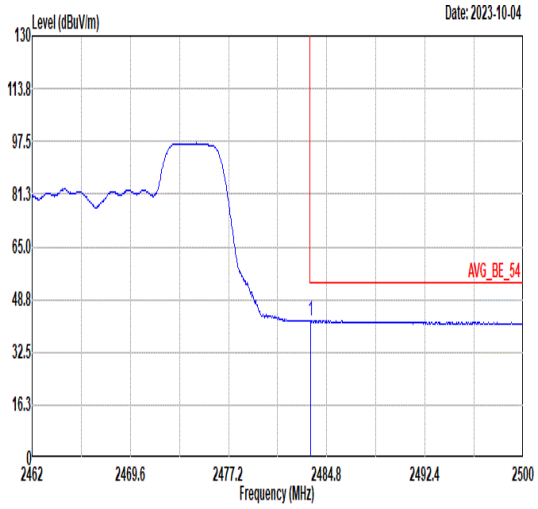 Freq Level Limit Line Margin Read Level Ant Factor Cable Loss Preamp Factor APos TPos Remark MHz dBuV/m dBuV/m dB dBuV dB/m dB dB cm deg 1 2483.55 42.23 54.00 -11.77 38.53 32.39 4.92 33.61 257 9 AVERAGE	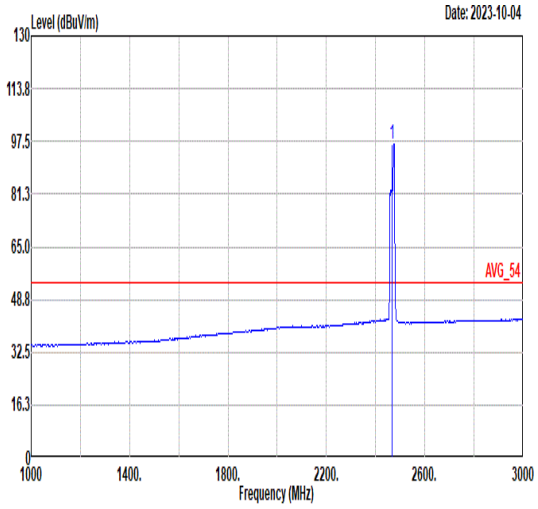 Freq Level Limit Line Margin Read Level Ant Factor Cable Loss Preamp Factor APos TPos Remark MHz dBuV/m dBuV/m dB dBuV dB/m dB dB cm deg 1 2467.00 96.73 ------ ------ 93.05 32.39 4.91 33.62 257 9 AVERAGE

Mode	28	
	Band Edge	
	2400-2483.5_802.11ax HE20_CH12_Partial_RU 106/54_2467MHz	
ANT	0+1	
Pol.	Horizontal	Fundamental
Peak	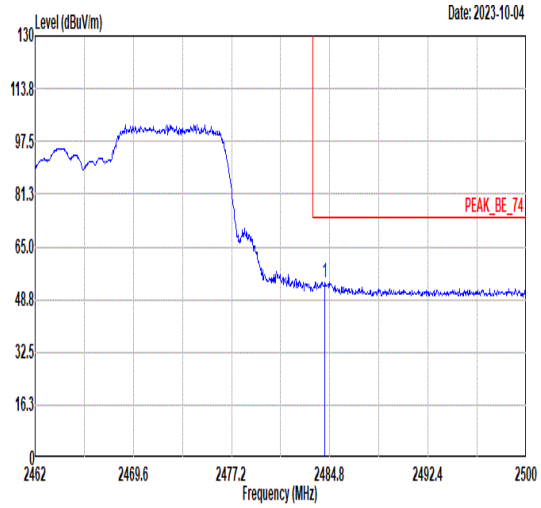 Freq Level Limit Line Margin Read Level Ant Factor Cable Loss Preamp Factor APos TPos Remark MHz dBuV/m dBuV/m dB dBuV dB/m dB dB cm deg 1 2484.42 53.91 74.00 -20.09 50.20 32.40 4.92 33.61 373 0 PEAK	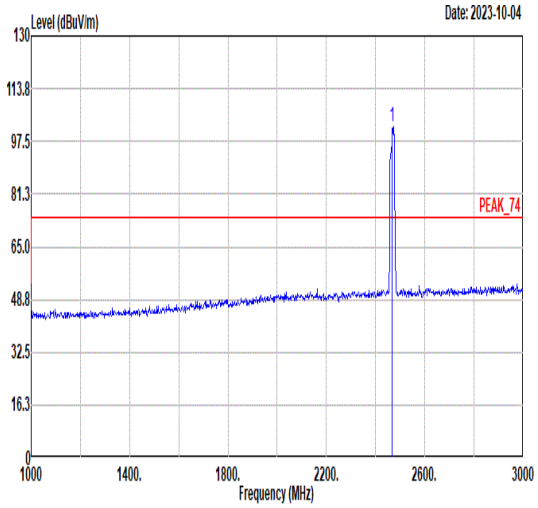 Freq Level Limit Line Margin Read Level Ant Factor Cable Loss Preamp Factor APos TPos Remark MHz dBuV/m dBuV/m dB dBuV dB/m dB dB cm deg 1 2467.00 102.09 ------ ------ 98.42 32.39 4.90 33.62 373 0 PEAK
Avg	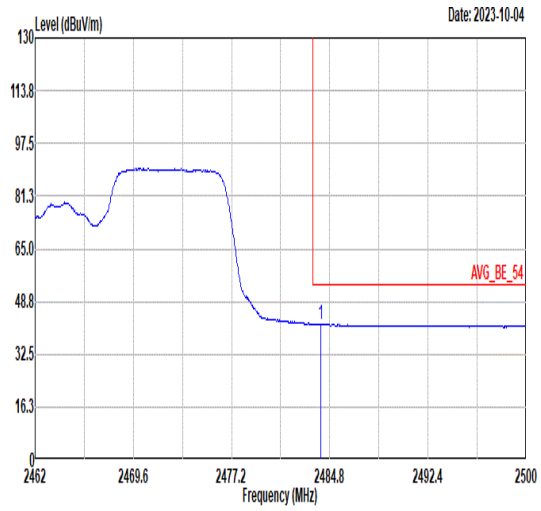 Freq Level Limit Line Margin Read Level Ant Factor Cable Loss Preamp Factor APos TPos Remark MHz dBuV/m dBuV/m dB dBuV dB/m dB dB cm deg 1 2484.08 41.80 54.00 -12.20 38.09 32.40 4.92 33.61 373 0 AVERAGE	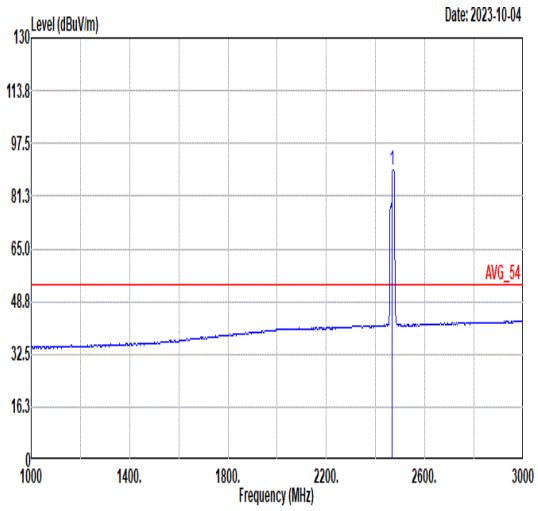 Freq Level Limit Line Margin Read Level Ant Factor Cable Loss Preamp Factor APos TPos Remark MHz dBuV/m dBuV/m dB dBuV dB/m dB dB cm deg 1 2467.00 89.29 ------ ------ 85.62 32.39 4.90 33.62 373 0 AVERAGE

Mode	28	
	Band Edge	
	2400-2483.5_802.11ax HE20_CH12_Partial_RU 106/54_2467MHz	
ANT	0+1	
Pol.	Vertical	Fundamental
Peak	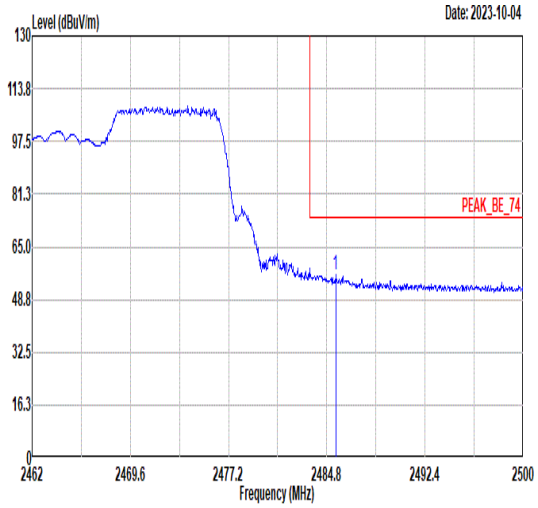 Freq Level Limit Line Margin Read Level Ant Factor Cable Loss Preamp Factor APos TPos Remark MHz dBuV/m dBuV/m dB dBuV dB/m dB dB cm deg 1 2485.48 56.55 74.00 -17.45 52.84 32.40 4.92 33.61 200 0 PEAK	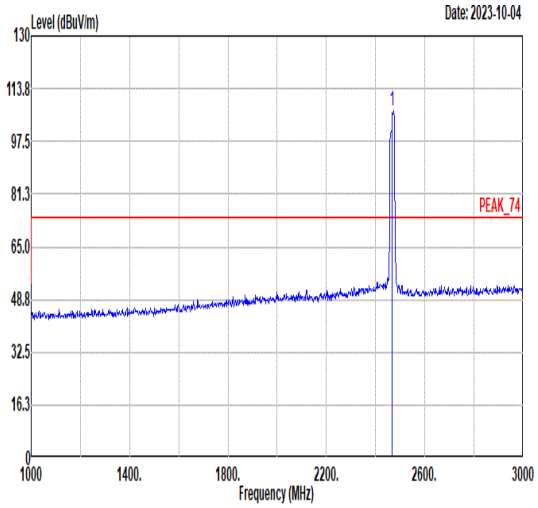 Freq Level Limit Line Margin Read Level Ant Factor Cable Loss Preamp Factor APos TPos Remark MHz dBuV/m dBuV/m dB dBuV dB/m dB dB cm deg 1 2467.00 106.91 ------ ------ 103.23 32.39 4.91 33.62 200 0 PEAK
Avg	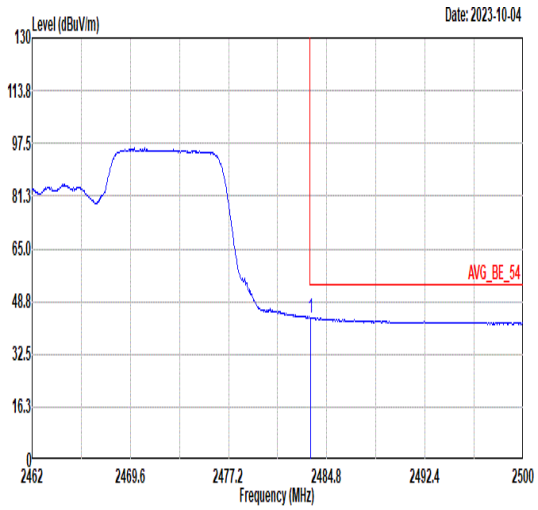 Freq Level Limit Line Margin Read Level Ant Factor Cable Loss Preamp Factor APos TPos Remark MHz dBuV/m dBuV/m dB dBuV dB/m dB dB cm deg 1 2483.55 43.80 54.00 -10.20 40.10 32.39 4.92 33.61 200 0 AVERAGE	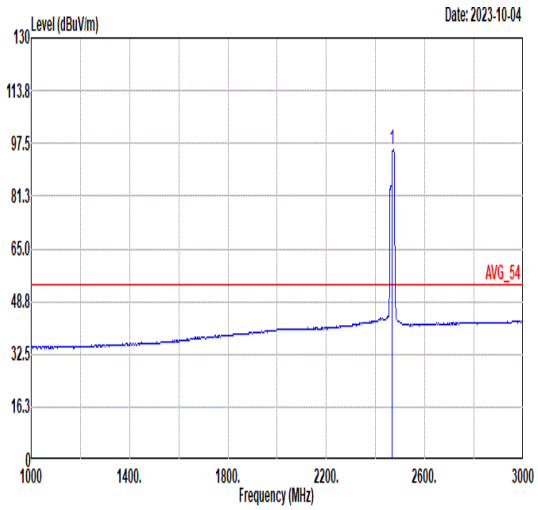 Freq Level Limit Line Margin Read Level Ant Factor Cable Loss Preamp Factor APos TPos Remark MHz dBuV/m dBuV/m dB dBuV dB/m dB dB cm deg 1 2467.00 95.77 ------ ------ 92.10 32.39 4.90 33.62 200 0 AVERAGE

Mode	29	
	Band Edge	
	2400-2483.5_802.11ax HE20_CH13_Full RU _2472MHz	
ANT	0+1	
Pol.	Horizontal	Fundamental
Peak	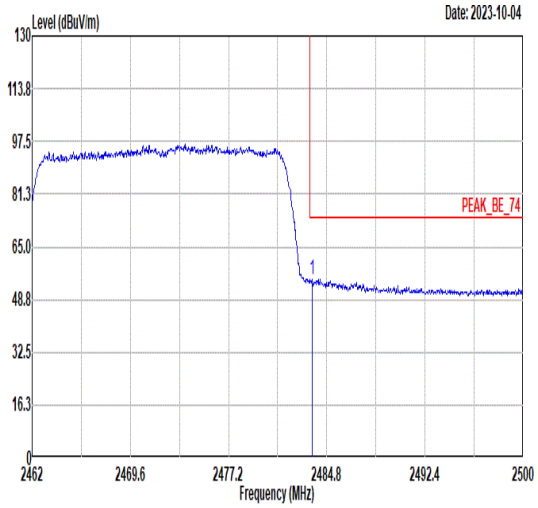 Freq Level Limit Line Margin Read Level Ant Factor Cable Loss Preamp Factor APos TPos Remark MHz dBuV/m dBuV/m dB dBuV dB/m dB dB cm deg 1 2483.70 55.15 74.00 -18.85 51.44 32.40 4.92 33.61 100 156 PEAK	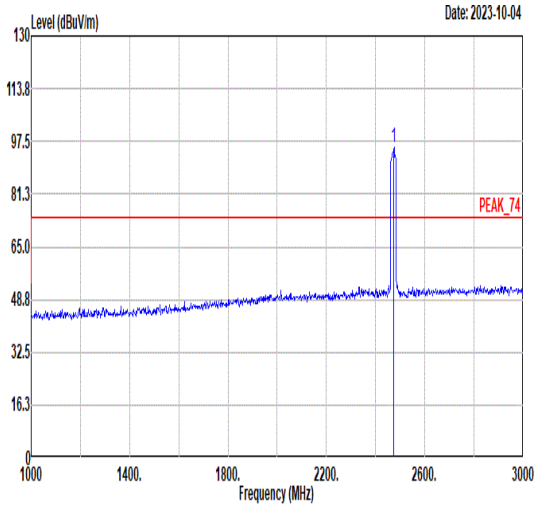 Freq Level Limit Line Margin Read Level Ant Factor Cable Loss Preamp Factor APos TPos Remark MHz dBuV/m dBuV/m dB dBuV dB/m dB dB cm deg 1 2472.00 95.69 ------ ------ 92.01 32.39 4.91 33.62 100 156 PEAK
Avg	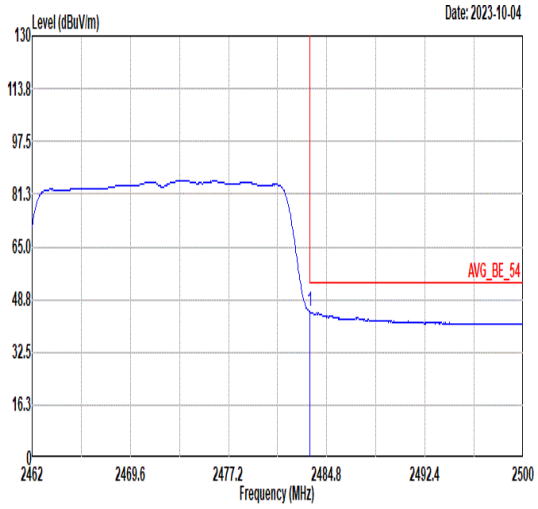 Freq Level Limit Line Margin Read Level Ant Factor Cable Loss Preamp Factor APos TPos Remark MHz dBuV/m dBuV/m dB dBuV dB/m dB dB cm deg 1 2483.51 44.92 54.00 -9.08 41.22 32.39 4.92 33.61 100 156 AVERAGE	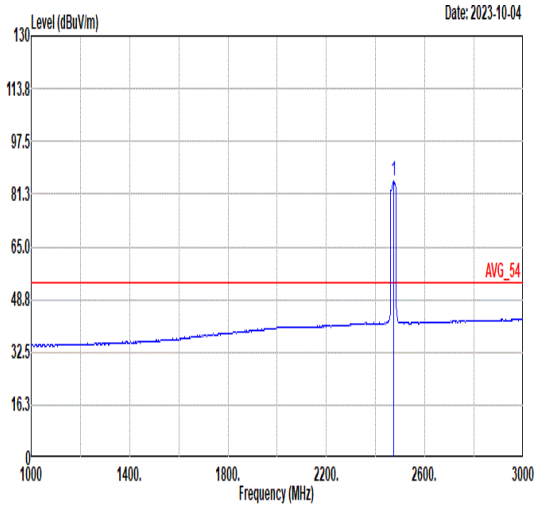 Freq Level Limit Line Margin Read Level Ant Factor Cable Loss Preamp Factor APos TPos Remark MHz dBuV/m dBuV/m dB dBuV dB/m dB dB cm deg 1 2472.00 85.39 ------ ------ 81.71 32.39 4.91 33.62 100 156 AVERAGE

Mode	29	
	Band Edge	
	2400-2483.5_802.11ax HE20_CH13_Full RU _2472MHz	
ANT	0+1	
Pol.	Vertical	Fundamental
Peak	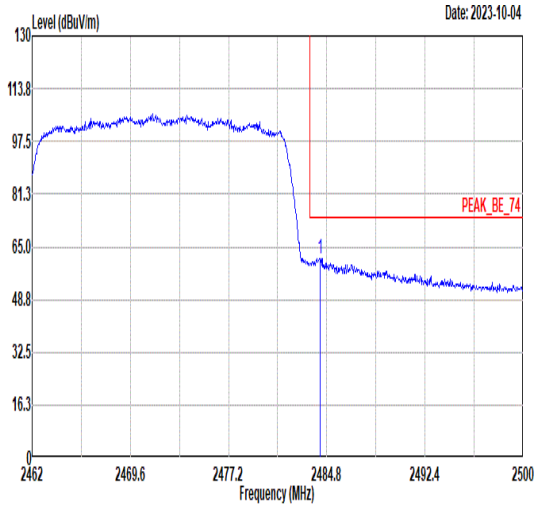 Freq Level Limit Line Margin Read Level Ant Factor Cable Loss Preamp Factor APos TPos Remark MHz dBuV/m dBuV/m dB dBuV dB/m dB dB cm deg 1 2484.27 61.32 74.00 -12.68 57.61 32.40 4.92 33.61 170 7 PEAK	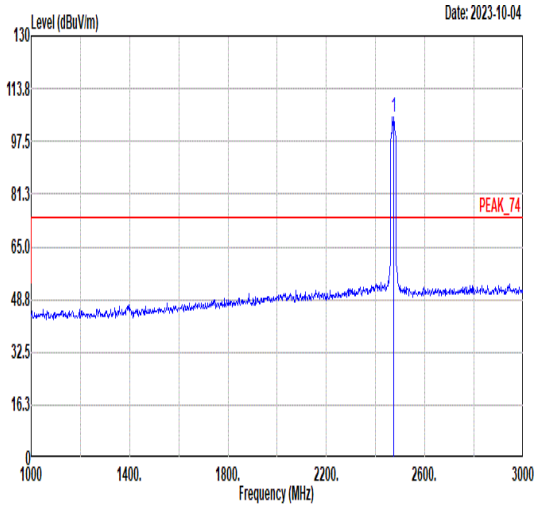 Freq Level Limit Line Margin Read Level Ant Factor Cable Loss Preamp Factor APos TPos Remark MHz dBuV/m dBuV/m dB dBuV dB/m dB dB cm deg 1 2472.00 105.16 ------ ------ 101.49 32.39 4.90 33.62 170 7 PEAK
Avg	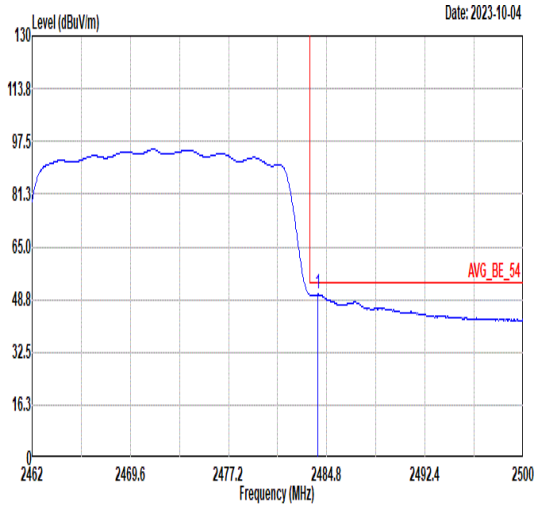 Freq Level Limit Line Margin Read Level Ant Factor Cable Loss Preamp Factor APos TPos Remark MHz dBuV/m dBuV/m dB dBuV dB/m dB dB cm deg 1 2484.12 50.36 54.00 -3.64 46.65 32.40 4.92 33.61 170 7 AVERAGE	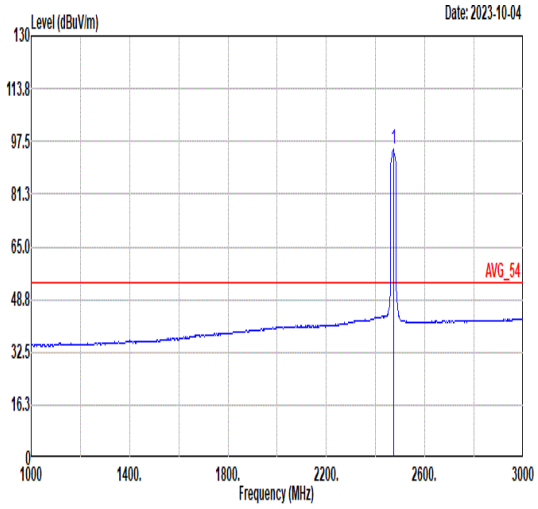 Freq Level Limit Line Margin Read Level Ant Factor Cable Loss Preamp Factor APos TPos Remark MHz dBuV/m dBuV/m dB dBuV dB/m dB dB cm deg 1 2472.00 95.01 ------ ------ 91.34 32.39 4.90 33.62 170 7 AVERAGE

Mode	29	
	Harmonic	
	2400-2483.5_802.11ax HE20_CH13_Full RU _2472MHz	
ANT	0+1	
Pol.	Horizontal	Vertical
Peak Avg	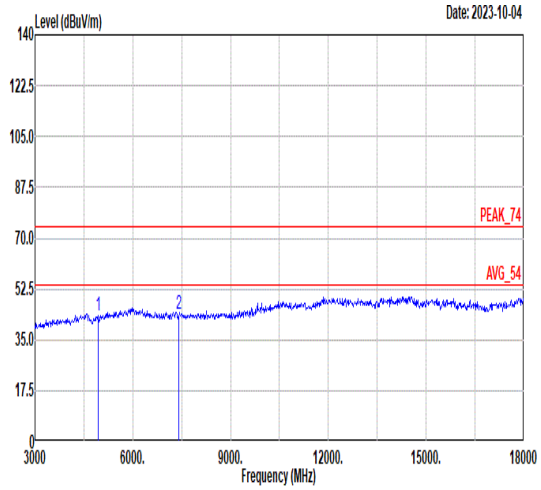 Freq Level Limit Line Margin Read Level Ant Factor Cable Loss Preamp Factor APos TPos Remark MHz dBuV/m dBuV/m dB dBuV dB/m dB dB cm deg 1 4944.00 43.18 74.00 -30.82 58.61 34.33 7.80 57.56 -- -- Peak 2 7416.00 43.94 74.00 -30.06 57.76 35.96 9.19 58.97 -- -- Peak	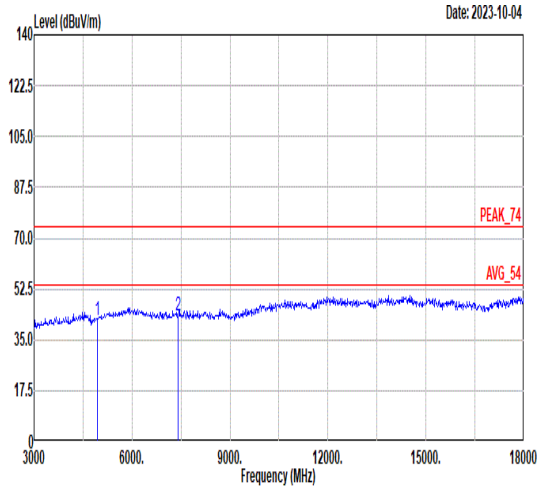 Freq Level Limit Line Margin Read Level Ant Factor Cable Loss Preamp Factor APos TPos Remark MHz dBuV/m dBuV/m dB dBuV dB/m dB dB cm deg 1 4944.00 41.75 74.00 -32.25 57.18 34.33 7.80 57.56 -- -- Peak 2 7416.00 43.40 74.00 -30.60 57.22 35.96 9.19 58.97 -- -- Peak

Mode	30	
	Band Edge	
	2400-2483.5_802.11ax HE20_CH13_Partial_RU 26/8_2472MHz	
ANT	0+1	
Pol.	Horizontal	Fundamental
Peak	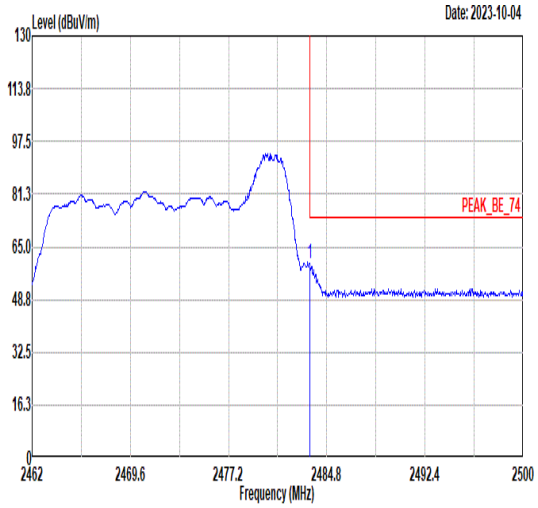 Freq Level Limit Line Margin Read Level Ant Factor Cable Loss Preamp Factor APos TPos Remark MHz dBuV/m dBuV/m dB dBuV dB/m dB dB cm deg 1 2483.51 59.79 74.00 -14.21 56.09 32.39 4.92 33.61 115 160 PEAK	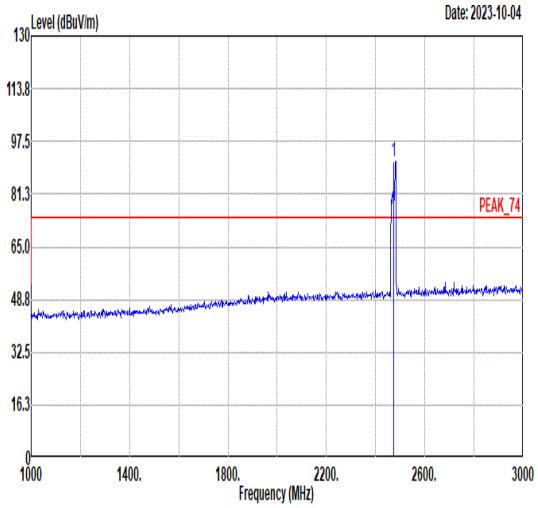 Freq Level Limit Line Margin Read Level Ant Factor Cable Loss Preamp Factor APos TPos Remark MHz dBuV/m dBuV/m dB dBuV dB/m dB dB cm deg 1 2472.00 91.41 ------ ------ 87.71 32.39 4.92 33.61 115 160 PEAK
Avg	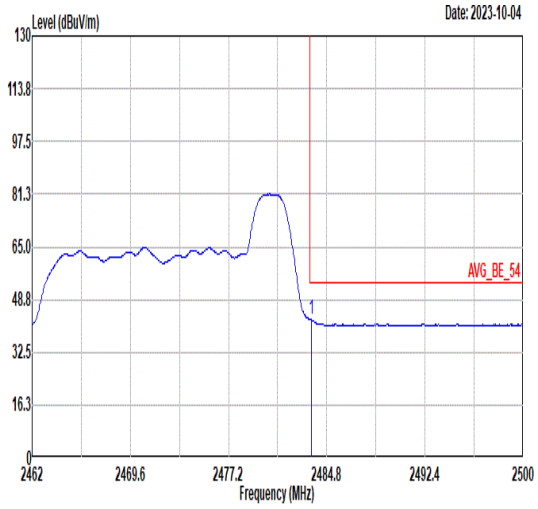 Freq Level Limit Line Margin Read Level Ant Factor Cable Loss Preamp Factor APos TPos Remark MHz dBuV/m dBuV/m dB dBuV dB/m dB dB cm deg 1 2483.58 42.80 54.00 -11.20 39.10 32.39 4.92 33.61 115 160 AVERAGE	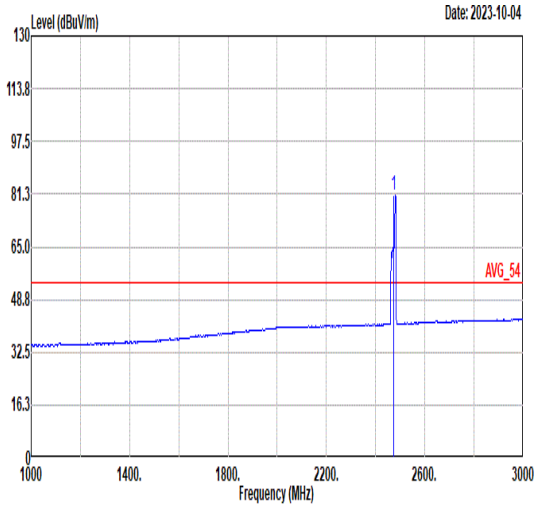 Freq Level Limit Line Margin Read Level Ant Factor Cable Loss Preamp Factor APos TPos Remark MHz dBuV/m dBuV/m dB dBuV dB/m dB dB cm deg 1 2472.00 80.99 ------ ------ 77.29 32.39 4.92 33.61 115 160 AVERAGE

Mode	30	
	Band Edge	
	2400-2483.5_802.11ax HE20_CH13_Partial_RU 26/8_2472MHz	
ANT	0+1	
Pol.	Vertical	Fundamental
Peak	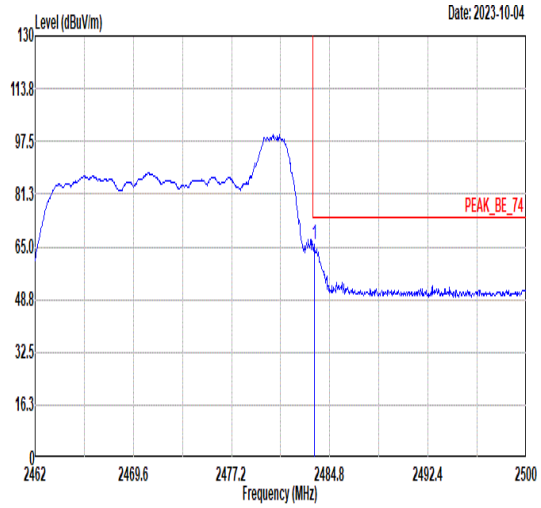 Freq Level Limit Line Margin Read Level Ant Factor Cable Loss Preamp Factor APos TPos Remark MHz dBuV/m dBuV/m dB dBuV dB/m dB dB cm deg 1 2483.58 65.51 74.00 -8.49 61.81 32.39 4.92 33.61 170 7 PEAK	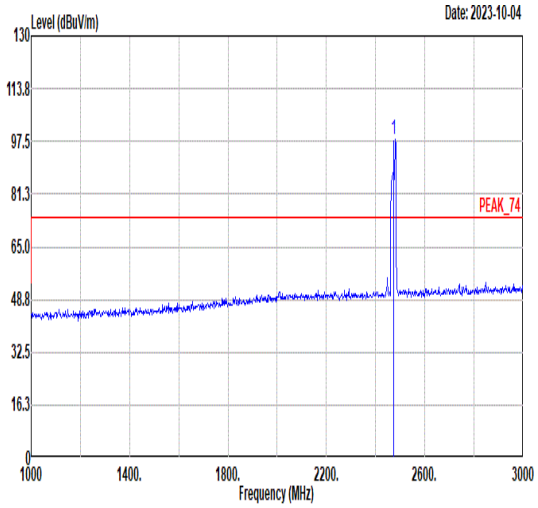 Freq Level Limit Line Margin Read Level Ant Factor Cable Loss Preamp Factor APos TPos Remark MHz dBuV/m dBuV/m dB dBuV dB/m dB dB cm deg 1 2472.00 98.17 ------ ------ 94.47 32.39 4.92 33.61 170 7 PEAK
Avg	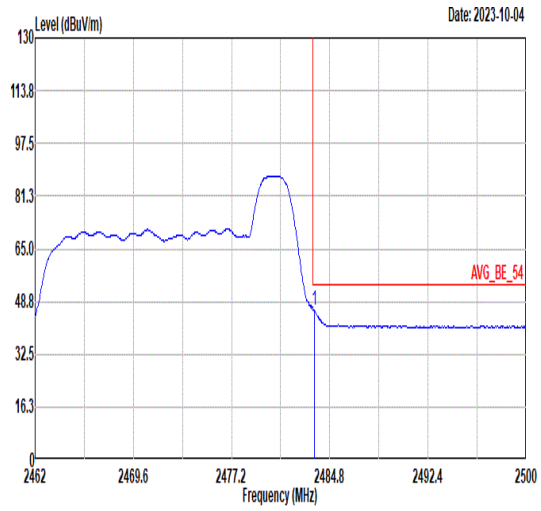 Freq Level Limit Line Margin Read Level Ant Factor Cable Loss Preamp Factor APos TPos Remark MHz dBuV/m dBuV/m dB dBuV dB/m dB dB cm deg 1 2483.58 46.25 54.00 -7.75 42.55 32.39 4.92 33.61 170 7 AVERAGE	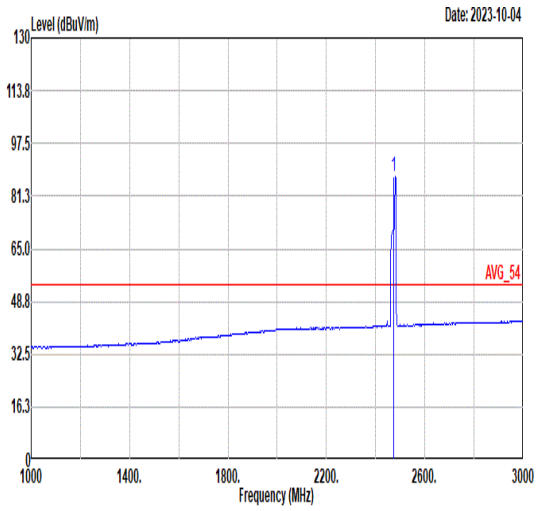 Freq Level Limit Line Margin Read Level Ant Factor Cable Loss Preamp Factor APos TPos Remark MHz dBuV/m dBuV/m dB dBuV dB/m dB dB cm deg 1 2472.00 87.23 ------ ------ 83.53 32.39 4.92 33.61 170 7 AVERAGE

Mode	31	
	Band Edge	
	2400-2483.5_802.11ax HE20_CH13_ Partial_RU 52/40_2472MHz	
ANT	0+1	
Pol.	Horizontal	Fundamental
Peak	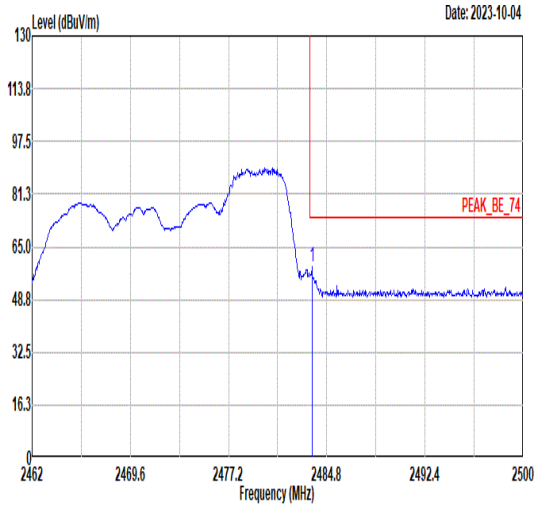 Freq Level Limit Line Margin Read Level Ant Factor Cable Loss Preamp Factor APos TPos Remark MHz dBuV/m dBuV/m dB dBuV dB/m dB dB cm deg 1 2483.66 58.96 74.00 -15.04 55.26 32.39 4.92 33.61 281 360 PEAK	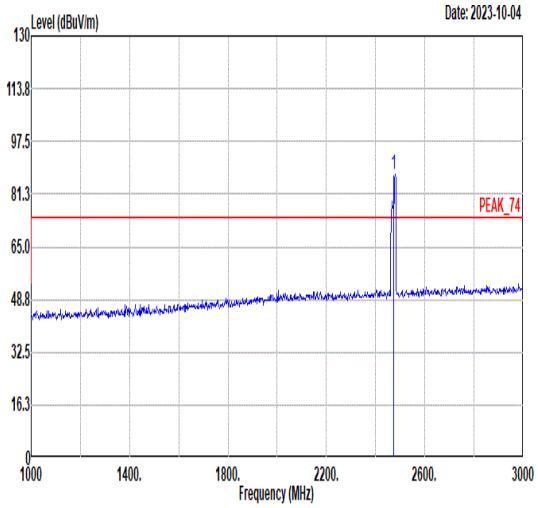 Freq Level Limit Line Margin Read Level Ant Factor Cable Loss Preamp Factor APos TPos Remark MHz dBuV/m dBuV/m dB dBuV dB/m dB dB cm deg 1 2472.00 87.46 ------ ------ 83.76 32.39 4.92 33.61 281 360 PEAK
Avg	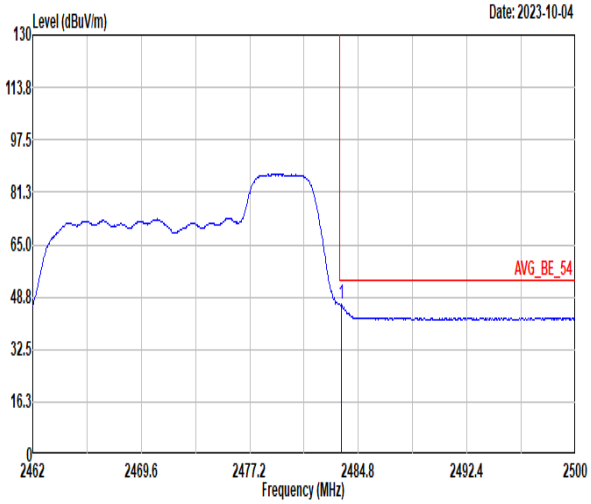 Freq Level Limit Line Margin Read Level Ant Factor Cable Loss Preamp Factor APos TPos Remark MHz dBuV/m dBuV/m dB dBuV dB/m dB dB cm deg 1 2483.62 46.66 54.00 -7.34 42.96 32.39 4.92 33.61 166 9 AVERAGE	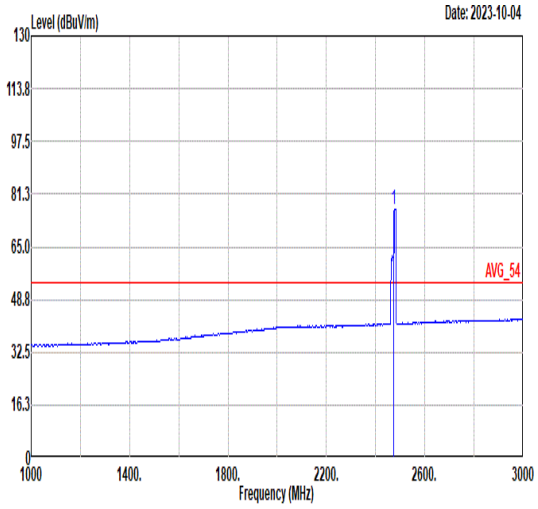 Freq Level Limit Line Margin Read Level Ant Factor Cable Loss Preamp Factor APos TPos Remark MHz dBuV/m dBuV/m dB dBuV dB/m dB dB cm deg 1 2472.00 76.48 54.00 22.48 72.78 32.39 4.92 33.61 281 360 AVERAGE

Mode	31	
	Band Edge	
	2400-2483.5_802.11ax HE20_CH13_ Partial_RU 52/40_2472MHz	
ANT	0+1	
Pol.	Vertical	Fundamental
Peak	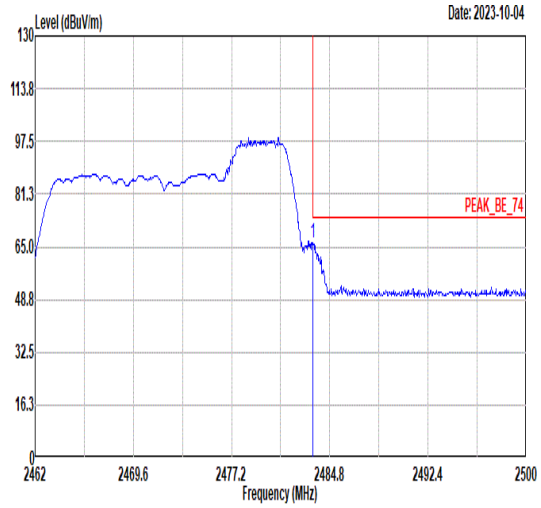 Freq Level Limit Line Margin Read Level Ant Factor Cable Loss Preamp Factor APos TPos Remark MHz dBuV/m dBuV/m dB dBuV dB/m dB dB cm deg 1 2483.51 65.99 74.00 -8.01 62.29 32.39 4.92 33.61 166 9 PEAK	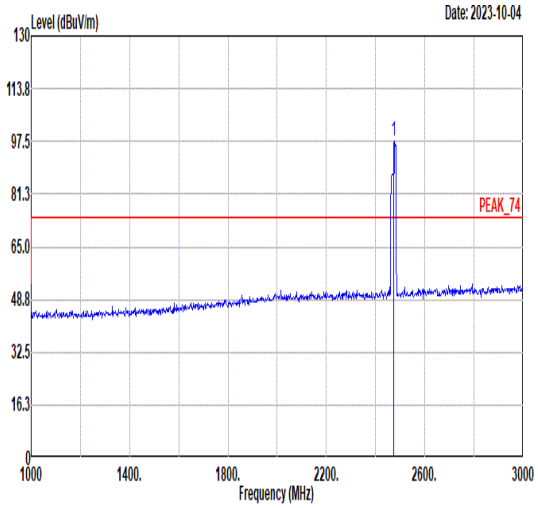 Freq Level Limit Line Margin Read Level Ant Factor Cable Loss Preamp Factor APos TPos Remark MHz dBuV/m dBuV/m dB dBuV dB/m dB dB cm deg 1 2472.00 97.55 ------ ------ 93.86 32.39 4.91 33.61 166 9 PEAK
Avg	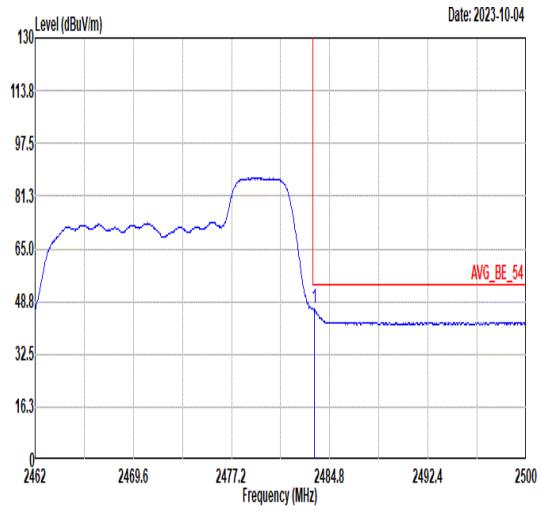 Freq Level Limit Line Margin Read Level Ant Factor Cable Loss Preamp Factor APos TPos Remark MHz dBuV/m dBuV/m dB dBuV dB/m dB dB cm deg 1 2483.62 46.66 54.00 -7.34 42.96 32.39 4.92 33.61 166 9 AVERAGE	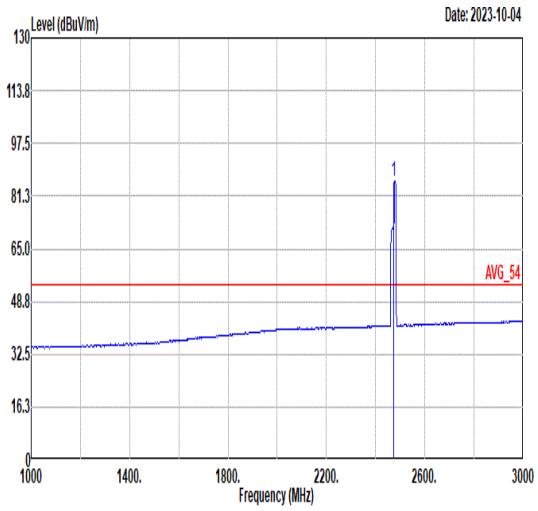 Freq Level Limit Line Margin Read Level Ant Factor Cable Loss Preamp Factor APos TPos Remark MHz dBuV/m dBuV/m dB dBuV dB/m dB dB cm deg 1 2472.00 85.73 ------ ------ 82.04 32.39 4.91 33.61 166 9 AVERAGE

Mode	32	
	Band Edge	
	2400-2483.5_802.11ax HE20_CH13_Partial_RU 106/54_2472MHz	
ANT	0+1	
Pol.	Horizontal	Fundamental
Peak	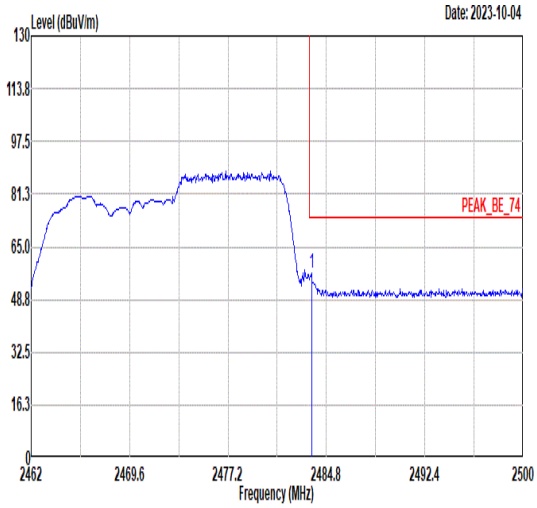 Freq Level Limit Line Margin Read Level Ant Factor Cable Loss Preamp Factor APos TPos Remark MHz dBuV/m dBuV/m dB dBuV dB/m dB dB cm deg 1 2483.66 56.95 74.00 -17.05 53.25 32.39 4.92 33.61 323 360 PEAK	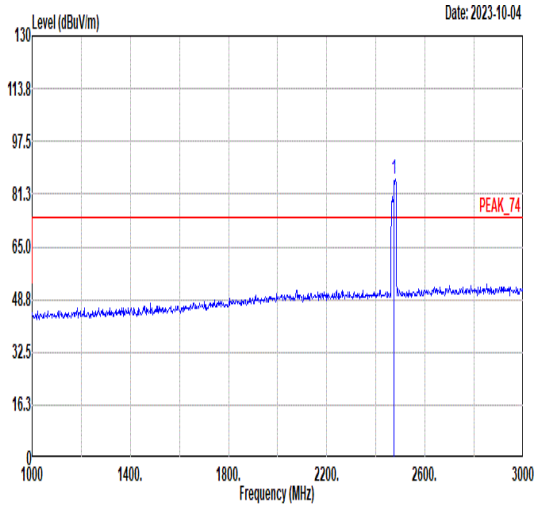 Freq Level Limit Line Margin Read Level Ant Factor Cable Loss Preamp Factor APos TPos Remark MHz dBuV/m dBuV/m dB dBuV dB/m dB dB cm deg 1 2472.00 86.05 ------ ------ 82.35 32.39 4.92 33.61 323 360 PEAK
Avg	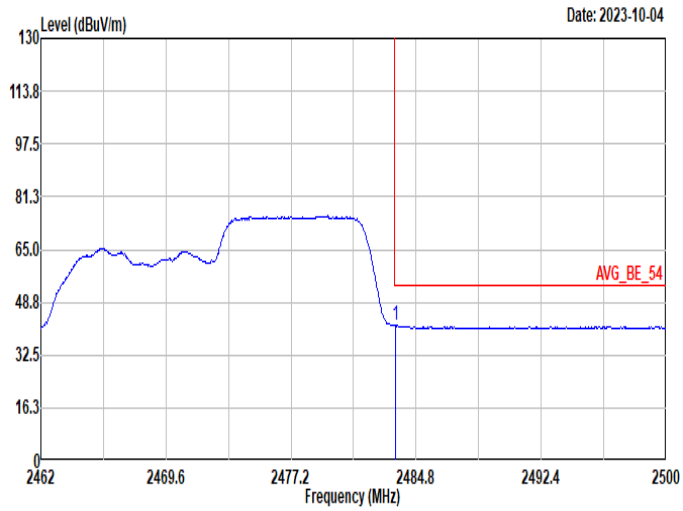 Freq Level Limit Line Margin Read Level Ant Factor Cable Loss Preamp Factor APos TPos Remark MHz dBuV/m dBuV/m dB dBuV dB/m dB dB cm deg 1 2483.55 41.59 54.00 -12.41 37.89 32.39 4.92 33.61 323 360 AVERAGE	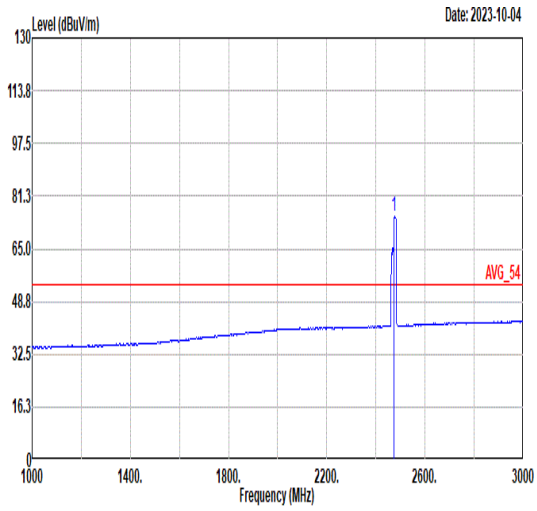 Freq Level Limit Line Margin Read Level Ant Factor Cable Loss Preamp Factor APos TPos Remark MHz dBuV/m dBuV/m dB dBuV dB/m dB dB cm deg 1 2472.00 74.87 54.00 20.87 71.18 32.39 4.91 33.61 323 360 AVERAGE

Mode	32	
	Band Edge	
	2400-2483.5_802.11ax HE20_CH13_Partial_RU 106/54_2472MHz	
ANT	0+1	
Pol.	Vertical	Fundamental
Peak	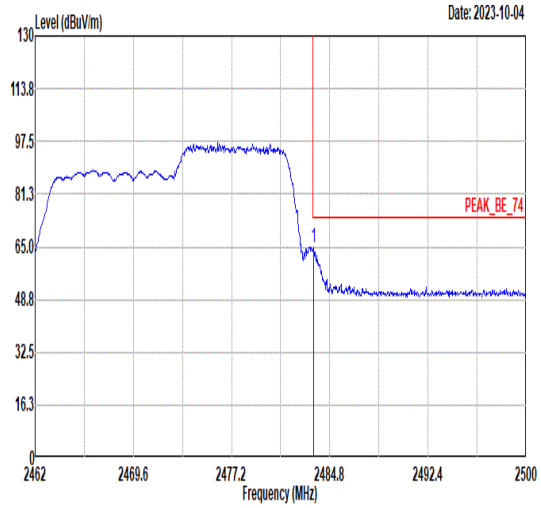 Limit Read Ant Cable Preamp APos TPos Freq Level Line Margin Level Factor Loss Factor Remark MHz dBuV/m dBuV/m dB dBuV dB/m dB dB cm deg 1 2483.55 64.73 74.00 -9.27 61.03 32.39 4.92 33.61 169 7 PEAK	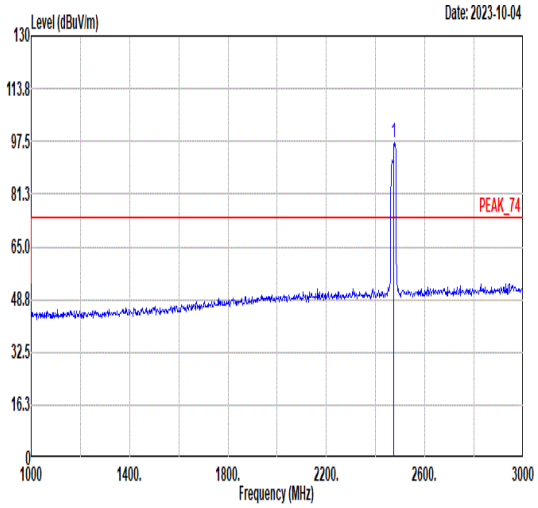 Limit Read Ant Cable Preamp APos TPos Freq Level Line Margin Level Factor Loss Factor Remark MHz dBuV/m dBuV/m dB dBuV dB/m dB dB cm deg 1 2472.00 97.31 ------ ------ 93.63 32.39 4.91 33.62 169 7 PEAK
Avg	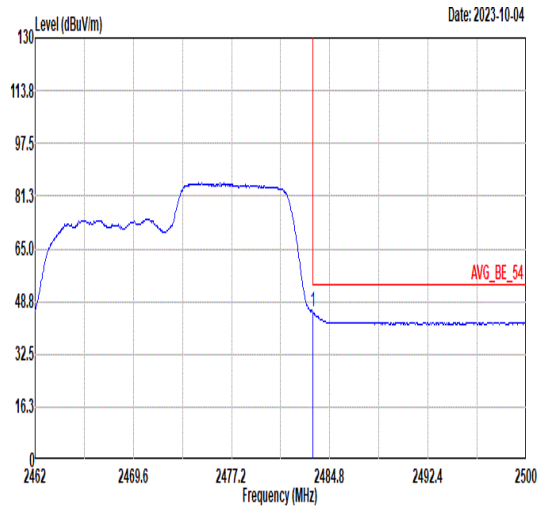 Limit Read Ant Cable Preamp APos TPos Freq Level Line Margin Level Factor Loss Factor Remark MHz dBuV/m dBuV/m dB dBuV dB/m dB dB cm deg 1 2483.51 45.43 54.00 -8.57 41.73 32.39 4.92 33.61 169 7 AVERAGE	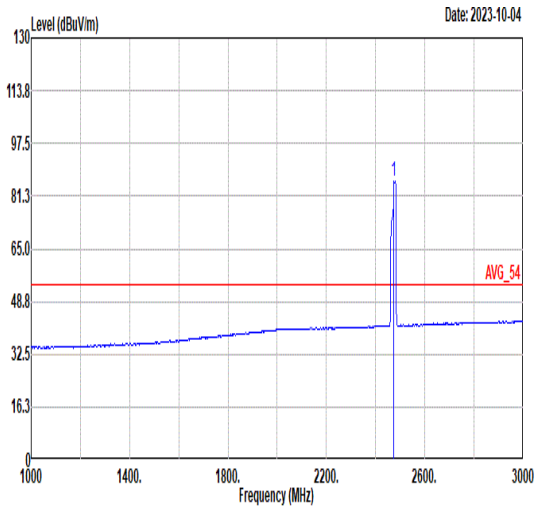 Limit Read Ant Cable Preamp APos TPos Freq Level Line Margin Level Factor Loss Factor Remark MHz dBuV/m dBuV/m dB dBuV dB/m dB dB cm deg 1 2472.00 85.77 ------ ------ 82.09 32.39 4.91 33.62 169 7 AVERAGE

Mode	33
	LF
	2400-2483.5_802.11n HT20_CH12_2467MHz
ANT	0+1

Pol.	Horizontal	Vertical
Peak QP	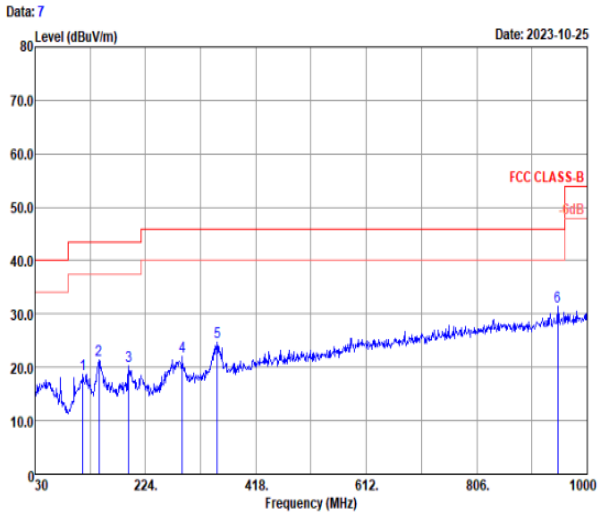 Freq Level Over Limit Limit Line ReadLevel Antenna Factor Cable Loss Preamp Factor A/Pos T/Pos Remark MHz dBuV/m dB dBuV/m dBuV dB/m dB dB cm deg 1 114.39 18.79 -24.71 43.50 36.35 16.08 1.13 34.77 --- --- Peak 2 142.52 21.38 -22.12 43.50 36.50 18.35 1.25 34.72 --- --- Peak 3 194.90 20.26 -23.24 43.50 37.21 16.28 1.47 34.70 --- --- Peak 4 288.99 22.05 -23.95 46.00 36.11 18.79 1.77 34.62 --- --- Peak 5 350.10 24.72 -21.28 46.00 37.16 20.22 1.94 34.60 --- --- Peak 6 948.59 31.46 -14.54 46.00 32.76 29.74 3.26 34.30 --- --- Peak	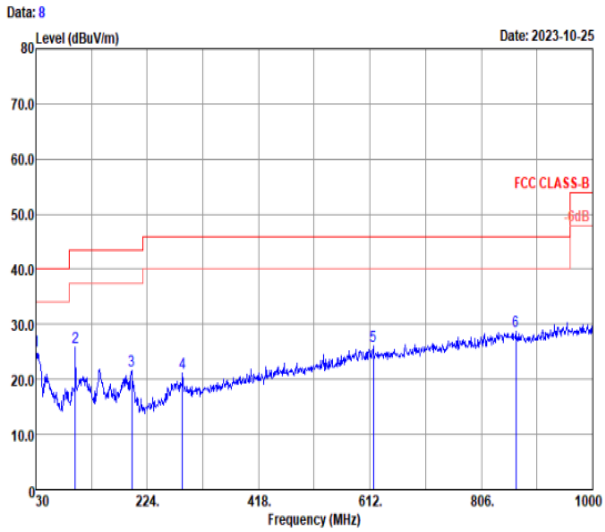 Freq Level Over Limit Limit Line ReadLevel Antenna Factor Cable Loss Preamp Factor A/Pos T/Pos Remark MHz dBuV/m dB dBuV/m dBuV dB/m dB dB cm deg 1 30.00 25.22 -14.78 40.00 41.82 17.56 0.54 34.70 --- --- Peak 2 98.87 25.85 -17.65 43.50 44.83 14.78 1.04 34.80 --- --- Peak 3 196.84 21.67 -21.83 43.50 38.73 16.17 1.47 34.70 --- --- Peak 4 285.11 21.21 -24.79 46.00 35.43 18.66 1.75 34.63 --- --- Peak 5 617.82 26.04 -19.96 46.00 31.81 26.15 2.64 34.56 --- --- Peak 6 866.14 28.75 -17.25 46.00 31.19 28.74 3.12 34.30 --- --- Peak

Appendix D. Duty Cycle Plots

Antenna	Band	Duty Cycle(%)	T(ms)	1/T(kHz)	VBW Setting
Ant.0+1	802.11b	96.00	8.400	0.119	300Hz
Ant.0+1	802.11g	92.10	5.480	0.182	300Hz
Ant.0+1	802.11n HT20	92.04	5.090	0.196	300Hz
Ant.0+1	802.11ax HE20	90.75	4.710	0.212	300Hz

802.11b

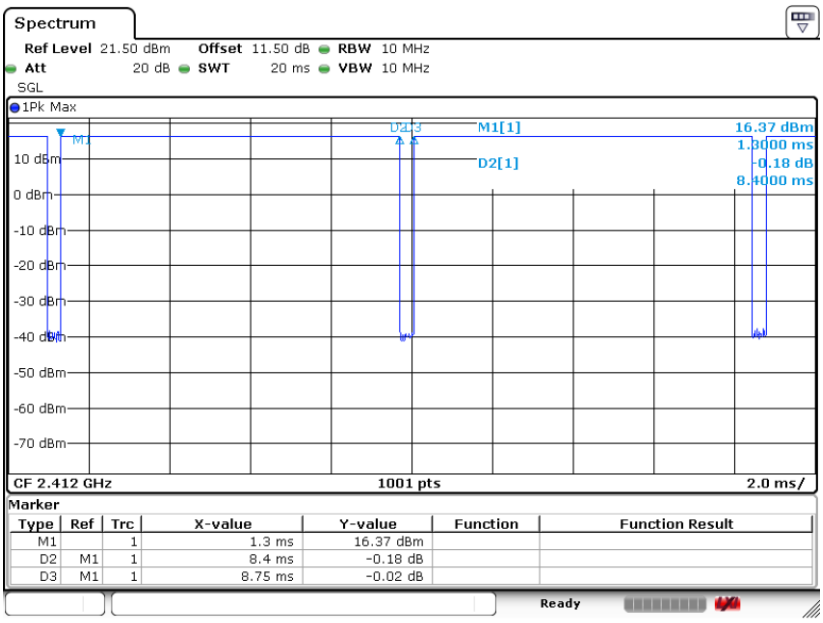

802.11g

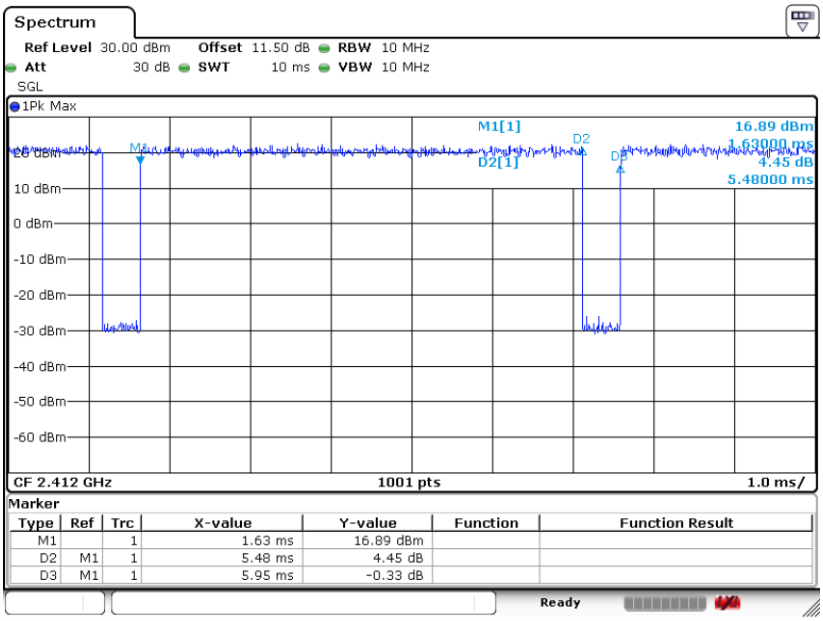

802.11n HT20

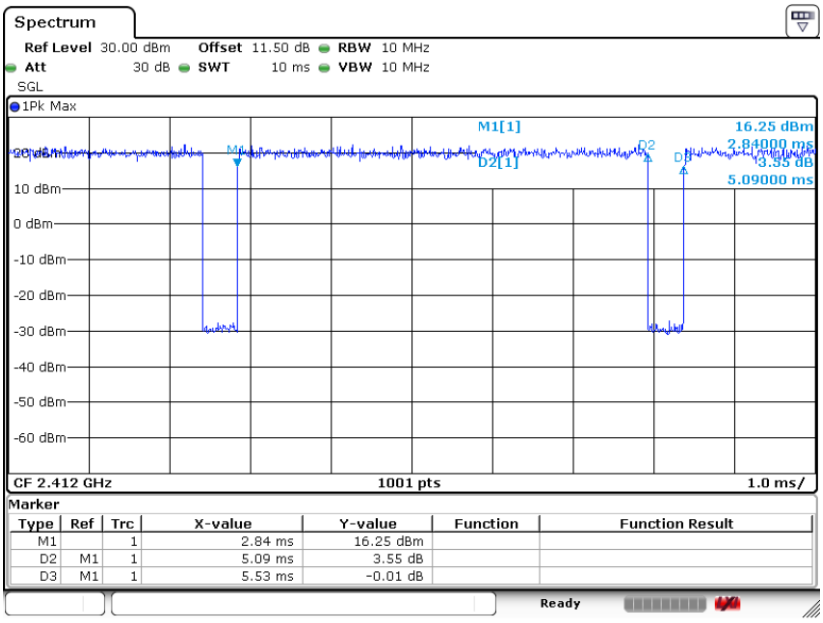
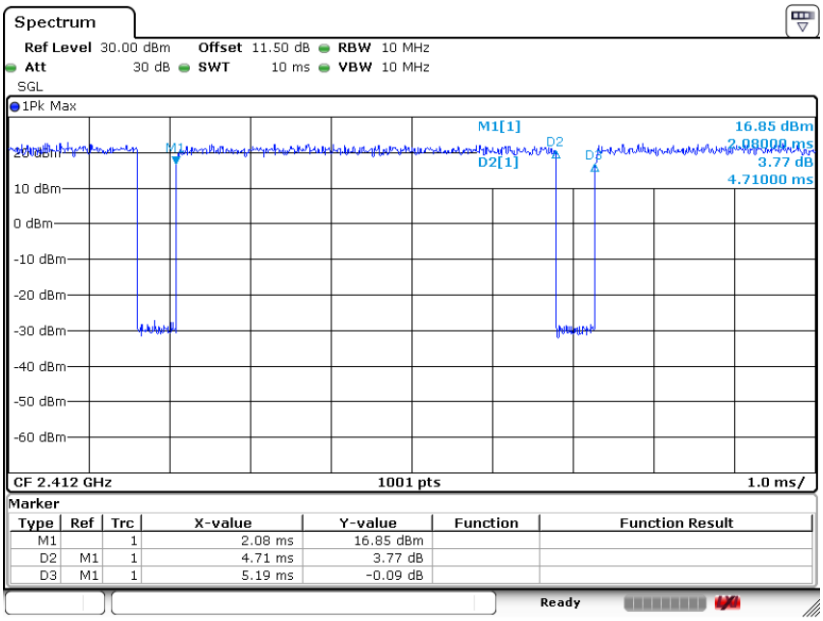
802.11ax HE20