# FCC RF Test Report

| | | |
|---|---|---|
| **APPLICANT** | : | **Amazon.com Services LLC** |
| **EQUIPMENT** | : | **Digital Media Receiver** |
| **MODEL NAME** | : | **CP38RE** |
| **FCC ID** | : | **2A4DH-3877** |
| **STANDARD** | : | **FCC Part 15 Subpart E §15.407** |
| **CLASSIFICATION** | : | **(NII) Unlicensed National Information Infrastructure** |
| **TEST DATE(S)** | : | **Oct. 04, 2023 ~ Dec. 25, 2023** |

**We, Sporton International Inc. (ShenZhen), would like to declare that the tested sample has been evaluated in accordance with the test procedures and has been in compliance with the applicable technical standards.**

**The test results in this report apply exclusively to the tested model / sample. Without written approval of Sporton International Inc. (ShenZhen), the test report shall not be reproduced except in full.**

Jason Jia

**Approved by: Jason Jia**

ACCREDITED
Cert #5145.01

***Sporton International Inc. (ShenZhen)***

***1/F, 2/F, Bldg 5, Shiling Industrial Zone, Xinwei Village, Xili, Nanshan, Shenzhen, 518055 People's Republic of China***

# TABLE OF CONTENTS

**REVISION HISTORY** ..... **3**

**SUMMARY OF TEST RESULT** ..... **4**

**1 GENERAL DESCRIPTION** ..... **5**

1.1 Applicant ..... 5
1.2 Product Feature of Equipment Under Test ..... 5
1.3 Product Specification of Equipment Under Test ..... 5
1.4 Modification of EUT ..... 7
1.5 Testing Location ..... 7
1.6 Test Software ..... 8
1.7 Applicable Standards ..... 8

**2 TEST CONFIGURATION OF EQUIPMENT UNDER TEST** ..... **9**

2.1 Carrier Frequency and Channel ..... 9
2.2 Test Mode ..... 10
2.3 Connection Diagram of Test System ..... 12
2.4 Support Unit used in test configuration and system ..... 13
2.5 EUT Operation Test Setup ..... 13
2.6 Measurement Results Explanation Example ..... 13

**3 TEST RESULT** ..... **14**

3.1 6dB and 26dB and 99% Occupied Bandwidth Measurement ..... 14
3.2 Maximum Conducted Output Power Measurement ..... 19
3.3 Power Spectral Density Measurement ..... 21
3.4 Unwanted Emissions Measurement ..... 26
3.5 AC Conducted Emission Measurement ..... 31
3.6 Automatically Discontinue Transmission ..... 33
3.7 Antenna Requirements ..... 35

**4 LIST OF MEASURING EQUIPMENT** ..... **36**

**5 MEASUREMENT UNCERTAINTY** ..... **37**

**APPENDIX A. CONDUCTED TEST RESULTS**

**APPENDIX B. AC CONDUCTED EMISSION TEST RESULT**

**APPENDIX C. RADIATED SPURIOUS EMISSION**

**APPENDIX D. DUTY CYCLE PLOTS**

# REVISION HISTORY

| REPORT NO. | VERSION | DESCRIPTION | ISSUED DATE |
|---|---|---|---|
| FR353104-01H | Rev. 01 | Initial issue of report | Dec. 28, 2023 |
| | | | |
| | | | |
| | | | |
| | | | |
| | | | |
| | | | |
| | | | |
| | | | |
| | | | |
| | | | |
| | | | |
| | | | |
| | | | |
| | | | |

# SUMMARY OF TEST RESULT

| Report Section | FCC Rule | Description | Limit for U-NII-1/2A/2C | Limit for U-NII-3 | Result | Remark |
|---|---|---|---|---|---|---|
| 3.1 | 2.1049 & 15.403(i) | 6dB, 26dB & 99% Bandwidth | - | 6dB Bandwidth > 500kHz | Pass | - |
| 3.2 | 15.407(a) | Maximum Conducted Output Power | ≤ 24 dBm | ≤ 30 dBm | Pass | - |
| 3.3 | 15.407(a) | Power Spectral Density | ≤ 11 dBm/MHz | ≤ 30 dBm/500kHz | Pass | - |
| 3.4 | 15.407(b) | Unwanted Emissions | 15.407(b) & 15.209(a) | 15.407(b)(4)(i) &15.209(a) | Pass | Under limit 3.31 dB at 5457.10 MHz |
| 3.5 | 15.207 | AC Conducted Emission | 15.207(a) | 15.207(a) | Pass | Under limit 21.23 dB at 0.152 MHz |
| 3.6 | 15.407(c) | Automatically Discontinue Transmission | Discontinue Transmission | Discontinue Transmission | Pass | - |
| 3.7 | 15.203 & 15.407(a) | Antenna Requirement | 15.203 & 15.407(a) | 15.203 & 15.407(a) | Pass | - |

**Conformity Assessment Condition:**

1. The test results (PASS/FAIL) with all measurement uncertainty excluded are presented against the regulation limits or in accordance with the requirements stipulated by the applicant/manufacturer who shall bear all the risks of non-compliance that may potentially occur if measurement uncertainty is taken into account.
2. The measurement uncertainty please refer to each test result in the section “Measurement Uncertainty”

**Disclaimer:**

The product specifications of the EUT presented in the test report that may affect the test assessments are declared by the manufacturer who shall take full responsibility for the authenticity.

# 1 General Description

## 1.1 Applicant

**Amazon.com Services LLC**
410 Terry Avenue N Seattle, WA 98109-5210 United States

## 1.2 Product Feature of Equipment Under Test

| Product Feature | |
|---|---|
| **Equipment** | Digital Media Receiver |
| **Model Name** | CP38RE |
| **FCC ID** | 2A4DH-3877 |
| **SN** | Conducted: P0B3FD01336406W3<br>Conduction: G0B3230233840056<br>Radiation: G0B323023384003Q |

**Remark:** The above EUT's information was declared by manufacturer. Please refer to the specifications or user's manual for more detailed description.

## 1.3 Product Specification of Equipment Under Test

| Standards-related Product Specification | |
|---|---|
| **Tx/Rx Frequency Range** | 5180 MHz ~ 5240 MHz<br>5260 MHz ~ 5320 MHz<br>5500 MHz ~ 5720 MHz<br>5745 MHz ~ 5825 MHz |
| **Maximum Output Power to Antenna** | **MIMO <Ant. 0+1>**<br>**<5180 MHz ~ 5240 MHz>**<br>802.11a : 20.05 dBm / 0.1012 W<br>802.11n HT20 : 19.44 dBm / 0.0879 W<br>802.11n HT40 : 19.28 dBm / 0.0847 W<br>802.11ac VHT20: 19.39 dBm / 0.0869 W<br>802.11ac VHT40: 19.24 dBm / 0.0839 W<br>802.11ac VHT80: 16.00 dBm / 0.0398 W<br>802.11ax HE20: 19.51 dBm / 0.0893 W<br>802.11ax HE40: 19.50 dBm / 0.0891 W<br>802.11ax HE80: 16.23 dBm / 0.0420 W<br>**<5260 MHz ~ 5320 MHz>**<br>802.11a : 19.74 dBm / 0.0942 W<br>802.11n HT20 : 19.76 dBm / 0.0946 W<br>802.11n HT40 : 19.58 dBm / 0.0908 W<br>802.11ac VHT20: 19.70 dBm / 0.0933 W<br>802.11ac VHT40: 19.54 dBm / 0.0899 W<br>802.11ac VHT80: 14.35 dBm / 0.0272 W<br>802.11ax HE20: 19.83 dBm / 0.0962 W<br>802.11ax HE40: 19.81 dBm / 0.0957 W<br>802.11ax HE80: 14.59 dBm / 0.0288 W<br>**<5500 MHz ~ 5720 MHz >**<br>802.11a : 19.44 dBm / 0.0879 W |

| | |
|---|---|
| | 802.11n HT20 : 19.19 dBm / 0.0830 W<br>802.11n HT40 : 19.20 dBm / 0.0832 W<br>802.11ac VHT20: 19.14 dBm / 0.0820 W<br>802.11ac VHT40: 19.16 dBm / 0.0824 W<br>802.11ac VHT80: 18.89 dBm / 0.0774 W<br>802.11ax HE20: 19.26 dBm / 0.0843 W<br>802.11ax HE40: 19.43 dBm / 0.0877 W<br>802.11ax HE80: 19.17 dBm / 0.0826 W<br>**<5745 MHz ~ 5825 MHz>**<br>802.11a : 21.39 dBm / 0.1377 W<br>802.11n HT20 : 19.29 dBm / 0.0849 W<br>802.11n HT40 : 19.29 dBm / 0.0849 W<br>802.11ac VHT20: 19.21 dBm / 0.0834 W<br>802.11ac VHT40: 19.24 dBm / 0.0839 W<br>802.11ac VHT80: 19.10 dBm / 0.0813 W<br>802.11ax HE20: 19.43 dBm / 0.0877 W<br>802.11ax HE40: 19.45 dBm / 0.0881 W<br>802.11ax HE80: 19.26 dBm / 0.0843 W |
| **99% Occupied Bandwidth** | **<5180 MHz ~ 5240 MHz>**<br>802.11a: 17.53 MHz<br>802.11ax HE20: 19.08 MHz<br>802.11ax HE40: 37.56 MHz<br>802.11ax HE80: 76.84 MHz<br>**<5260 MHz ~ 5320 MHz>**<br>802.11a: 17.63 MHz<br>802.11ax HE20: 19.13 MHz<br>802.11ax HE40: 37.56 MHz<br>802.11ax HE80: 76.84 MHz<br>**<5500 MHz ~ 5720 MHz>**<br>802.11a: 17.58 MHz<br>802.11ax HE20: 19.13 MHz<br>802.11ax HE40: 37.56 MHz<br>802.11ax HE80: 76.84 MHz<br>**<5745 MHz ~ 5825 MHz>**<br>802.11a: 17.58 MHz<br>802.11ax HE20: 19.13 MHz<br>802.11ax HE40: 37.56 MHz<br>802.11ax HE80: 76.84 MHz |
| **Antenna Type** | PCB dipole Antenna |
| **Antenna Gain** | **<5180 MHz ~ 5240 MHz>**<br><Ant. 0> : 5.0 dBi<br><Ant. 1> : 4.2 dBi<br>**<5260 MHz ~ 5320 MHz>**<br><Ant. 0> : 6.0 dBi<br><Ant. 1> : 4.5 dBi<br>**<5500 MHz ~ 5720 MHz>**<br><Ant. 0> : 5.9 dBi<br><Ant. 1> : 5.0 dBi<br>**<5745 MHz ~ 5825 MHz>**<br><Ant. 0> : 6.0 dBi<br><Ant. 1> : 5.5 dBi |

| | |
|---|---|
| **Type of Modulation** | 802.11a/n : OFDM (BPSK / QPSK / 16QAM / 64QAM)<br>802.11ac : OFDM (BPSK / QPSK / 16QAM / 64QAM / 256QAM)<br>802.11ax : OFDM (BPSK / QPSK / 16QAM / 64QAM / 256QAM / 1024QAM) |

**Note:**

1. For SISO&MIMO mode, the whole testing has assessed only MIMO mode by referring to their higher conducted power.
2. For 802.11n 20/40MHz and 802.11ac/ax 20/40/80MHz mode, the whole testing has assessed only 802.11ax HE20/HE40/HE80 by referring to their higher conducted power.
3. 802.11ax support full RU tone and partial RU tone, both full RU and partial RU-left (for low CH) and partial RU-right (for high CH) are tested for conducted power/PSD/RSE, all the other test cases were performed with full RU with its maximum power/PSD.

## 1.4 Modification of EUT

No modifications are made to the EUT during all test items.

## 1.5 Testing Location

Sporton International Inc. (ShenZhen) is accredited to ISO/IEC 17025:2017 by American Association for Laboratory Accreditation with Certificate Number 5145.01.

| | | | |
|---|---|---|---|
| **Test Firm** | Sporton International Inc. (ShenZhen) | | |
| **Test Site Location** | 1/F, 2/F, Bldg 5, Shiling Industrial Zone, Xinwei Village, Xili, Nanshan, Shenzhen, 518055 People's Republic of China<br>TEL: +86-755-86379589<br>FAX: +86-755-86379595 | | |
| **Test Site No.** | **Sporton Site No.** | **FCC Designation No.** | **FCC Test Firm Registration No.** |
| | TH01-SZ | CN1256 | 421272 |

| | | | |
|---|---|---|---|
| **Test Firm** | Sporton International Inc. (ShenZhen) | | |
| **Test Site Location** | 101, 1st Floor, Block B, Building 1, No. 2, Tengfeng 4th Road, Fenghuang Community, Fuyong Street, Baoan District, Shenzhen City Guangdong Province China 518103<br>TEL: +86-755-33202398 | | |
| **Test Site No.** | **Sporton Site No.** | **FCC Designation No.** | **FCC Test Firm Registration No.** |
| | CO02-SZ; 03CH03-SZ | CN1256 | 421272 |

## 1.6 Test Software

| Item | Site | Manufacturer | Name | Version |
|---|---|---|---|---|
| 1. | 03CH03-SZ | AUDIX | E3 | 6.2009-8-24 |
| 2. | CO02-SZ | AUDIX | E3 | 6.2009-8-24al |

## 1.7 Applicable Standards

According to the specifications of the manufacturer, the EUT must comply with the requirements of the following standards:

- 47 CFR Part 15 Subpart E
- FCC KDB 789033 D02 General UNII Test Procedures New Rules v02r01.
- FCC KDB 662911 D01 Multiple Transmitter Output v02r01.
- ANSI C63.10-2013

**Remark:**

1. All test items were verified and recorded according to the standards and without any deviation during the test.
2. This EUT has also been tested and complied with the requirements of FCC Part 15, Subpart B, recorded in a separate test report.

# 2 Test Configuration of Equipment Under Test

a. The EUT has been associated with peripherals and configuration operated in a manner tended to maximize its emission characteristics in a typical application. Frequency range investigated: conduction emission (150 kHz to 30 MHz), radiation emission (9 kHz to the 10th harmonic of the highest fundamental frequency or to 40 GHz, whichever is lower). For radiated measurement, pre-scanned in three orthogonal panels, X, Y, Z. The worst cases (Y/Z plane) were recorded in this report.

b. AC power line Conducted Emission was tested under maximum output power.

## 2.1 Carrier Frequency and Channel

| Frequency Band | Channel | Freq.(MHz) | Channel | Freq. (MHz) |
|---|---|---|---|---|
| 5180-5240 MHz U-NII-1 | 36 | 5180 | 44 | 5220 |
| | 38* | 5190 | 46* | 5230 |
| | 40 | 5200 | 48 | 5240 |
| | 42# | 5210 | - | - |

| Frequency Band | Channel | Freq.(MHz) | Channel | Freq. (MHz) |
|---|---|---|---|---|
| 5260-5320 MHz U-NII-2A | 52 | 5260 | 60 | 5300 |
| | 54* | 5270 | 62* | 5310 |
| | 56 | 5280 | 64 | 5320 |
| | 58# | 5290 | - | - |

| Frequency Band | Channel | Freq.(MHz) | Channel | Freq. (MHz) |
|---|---|---|---|---|
| 5500-5720MHz U-NII-2C | 100 | 5500 | 112 | 5560 |
| | 102* | 5510 | 116 | 5580 |
| | 104 | 5520 | 132 | 5660 |
| | 106# | 5530 | 134* | 5670 |
| | 108 | 5540 | 136 | 5680 |
| | 110* | 5550 | 140 | 5700 |

| Frequency Band | Channel | Freq.(MHz) | Channel | Freq. (MHz) |
|---|---|---|---|---|
| 5745-5825 MHz U-NII-3 | 149 | 5745 | 157 | 5785 |
| | 151* | 5755 | 159* | 5795 |
| | 153 | 5765 | 161 | 5805 |
| | 155# | 5775 | 165 | 5825 |

| Frequency Band | Channel | Freq.(MHz) | Channel | Freq. (MHz) |
|---|---|---|---|---|
| TDWR Channel | 118* | 5590 | 124 | 5620 |
| | 120 | 5600 | 126* | 5630 |
| | 122# | 5610 | 128 | 5640 |

| Frequency Band | Channel | Freq. (MHz) | Channel | Freq. (MHz) |
|---|---|---|---|---|
| Straddle Channel | 138# | 5690 | 144 | 5720 |
| | 142* | 5710 | - | - |

**Note:**

1. The above Frequency and Channel in "*" are 40MHz bandwidth.
2. The above Frequency and Channel in "#" are 80MHz bandwidth.

## 2.2 Test Mode

**Final test modes are considering the modulation and worse data rates as below table.**

**MIMO Mode**

| Modulation | Data Rate |
|---|---|
| **802.11a** | **6 Mbps** |
| **802.11ax HE20** | **MCS0** |
| **802.11ax HE40** | **MCS0** |
| **802.11ax HE80** | **MCS0** |
| **802.11ac VHT20** | **MCS0** |
| **802.11ac VHT80** | **MCS0** |

| Co-location modes |
|---|
| **WLAN 5G 802.11a CH36 Tx + WLAN 2.4G 802.11b CH01 Tx** |
| **WLAN 5G 802.11a CH36 Tx + WLAN 6G 802.11ax HE20 CH01 Tx** |

| | |
|---|---|
| **AC Conducted Emission** | Mode 1 : Zigbee Link + Bluetooth Link + WLAN(5G) Link |
| **Remark:** For Radiated Test Cases, the tests were performed with Adapter. | |

| Ch. # | | U-NII-1 | U-NII-2A | U-NII-2C | U-NII-3 |
|---|---|---|---|---|---|
| | | 20M BW | 20M BW | 20M BW | 20M BW |
| L | Low | 36 | 52 | 100 | 149 |
| M | Middle | 40/44 | 60 | 116 | 157 |
| H | High | 48 | 64 | 140 | 165 |
| Straddle | | - | - | 144 | - |

| Ch. # | | U-NII-1 | U-NII-2A | U-NII-2C | U-NII-3 |
|---|---|---|---|---|---|
| | | 40M BW | 40M BW | 40M BW | 40M BW |
| L | Low | 38 | 54 | 102 | 151 |
| M | Middle | - | - | 110 | - |
| H | High | 46 | 62 | 134 | 159 |
| Straddle | | - | - | 142 | - |

| Ch. # | | U-NII-1 | U-NII-2A | U-NII-2C | U-NII-3 |
|---|---|---|---|---|---|
| | | 80M BW | 80M BW | 80M BW | 80M BW |
| L | Low | - | - | 106 | - |
| M | Middle | 42 | 58 | - | 155 |
| H | High | - | - | 122 | - |
| Straddle | | - | - | 138 | - |

## 2.3 Connection Diagram of Test System

For AC Conducted Emission:

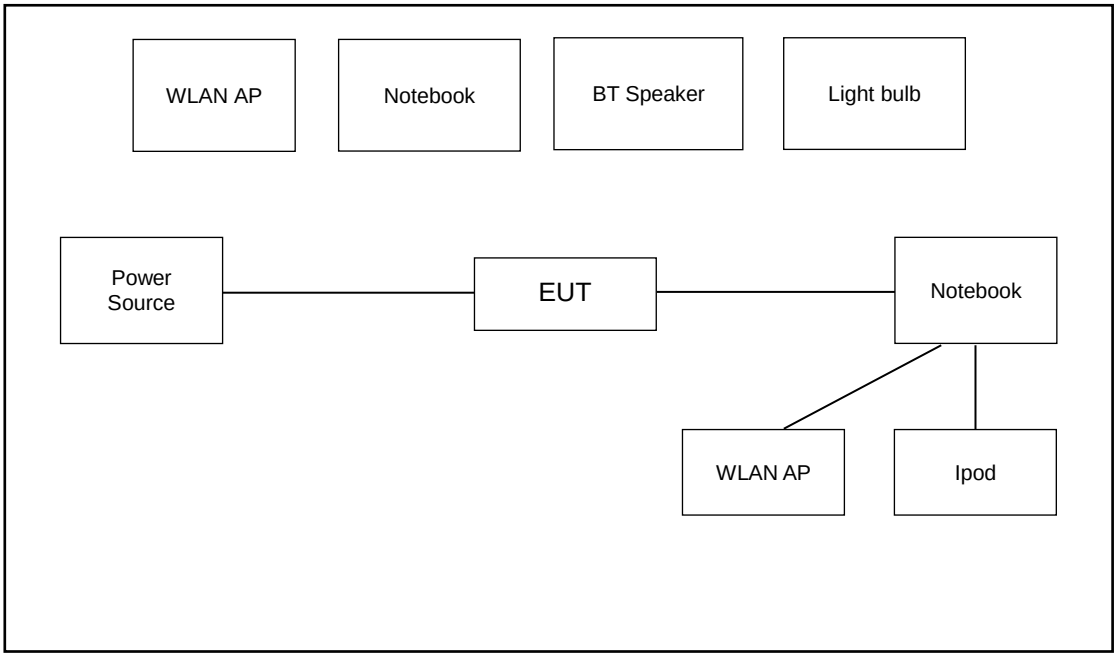


For Radiated Emission:

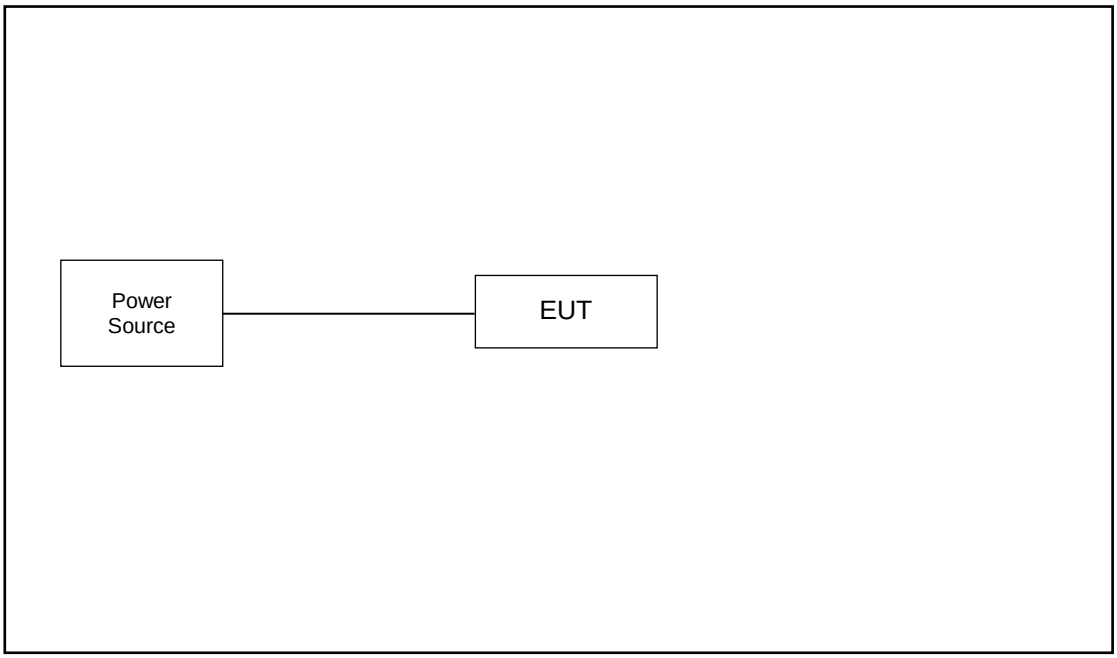

## 2.4 Support Unit used in test configuration and system

| Item | Equipment | Model Name | FCC ID | Data Cable | Power Cord |
|---|---|---|---|---|---|
| 1. | WLAN AP | RT-AC66U | MSQ-RTAC66U | N/A | Unshielded, 2.7m with Core |
| 2. | Notebook | Inspiron 15-7570 | Fcc DoC | N/A | AC I/P: Unshielded, 1.8 m DC O/P: Shielded, 1.8 m |
| 3. | BT Speaker | N/A | N/A | N/A | N/A |
| 4. | Light bulb | N/A | N/A | N/A | N/A |
| 5. | IPod | MC525 ZP/A | Fcc DoC | Shielded, 1.0m | N/A |

## 2.5 EUT Operation Test Setup

For WLAN RF test items, an engineering test program was provided and enabled to make EUT continuously transmit.

## 2.6 Measurement Results Explanation Example

**For all conducted test items:**

The offset level is set in the spectrum analyzer to compensate the RF cable loss and attenuator factor between EUT conducted output port and spectrum analyzer. With the offset compensation, the spectrum analyzer reading level is exactly the EUT RF output level.

Example :

The spectrum analyzer offset is derived from RF cable loss and attenuator factor.

*Offset = RF cable loss + attenuator factor.*

Following shows an offset computation example with cable loss 2.8 dB and 10dB attenuator.

*Offset(dB) = RF cable loss(dB) + attenuator factor(dB).*

= 2.8 + 10 = 12.8 (dB)

# 3 Test Result

## 3.1 6dB and 26dB and 99% Occupied Bandwidth Measurement

### 3.1.1 Description of 6dB and 26dB and 99% Occupied Bandwidth

The minimum 6 dB bandwidth shall be at least 500 kHz.

26dB and 99% Occupied bandwidth are reporting only.

### 3.1.2 Measuring Instruments

The measuring equipment is listed in the section 4 of this test report.

### 3.1.3 Test Procedures

1. The testing follows FCC KDB 789033 D02 General UNII Test Procedures New Rules v02r01.

| | |
|---|---|
| ☒ | Section C) Bandwidth Measurement<br>1. Emission Bandwidth (EBW) and 99% OBW |
| | **1.** Set RBW = approximately 1% of the emission bandwidth.<br>**2.** Set the VBW > RBW.<br>**3.** Detector = Peak.<br>**4.** Trace mode = max hold<br>**5.** Measure the maximum width of the emission that is 26 dB down from the peak of the emission. Compare this with the RBW setting of the analyzer. Readjust RBW and repeat measurement as needed until the RBW/EBW ratio is approximately 1%.<br>**6.** For 99% Bandwidth Measurement, the spectrum analyzer's resolution bandwidth (RBW) is set to 1%~5% of the OBW and set the Video bandwidth (VBW) ≥ 3 * RBW.<br>**7.** Measure and record the results in the test report. |
| ☒ | Section C) Bandwidth Measurement<br>2. Minimum Emission Bandwidth for the band 5.725 - 5.85 GHz |
| | **1.** Set RBW = 100kHz.<br>**2.** Set the VBW ≥ 3 x RBW.<br>**3.** Detector = Peak.<br>**4.** Trace mode = max hold<br>**5.** Measure the maximum width of the emission that is 6 dB down from the peak of the emission.<br>**6.** Measure and record the results in the test report. |

### 3.1.4 Test Setup

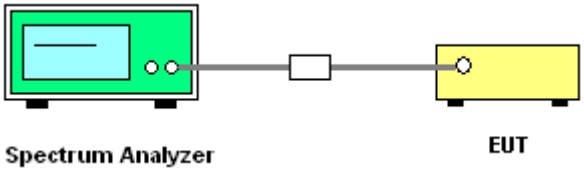


### 3.1.5 Test Result of 6dB and 26dB and 99% Occupied Bandwidth

Please refer to Appendix A.

**Minimum 6dB Bandwidth**

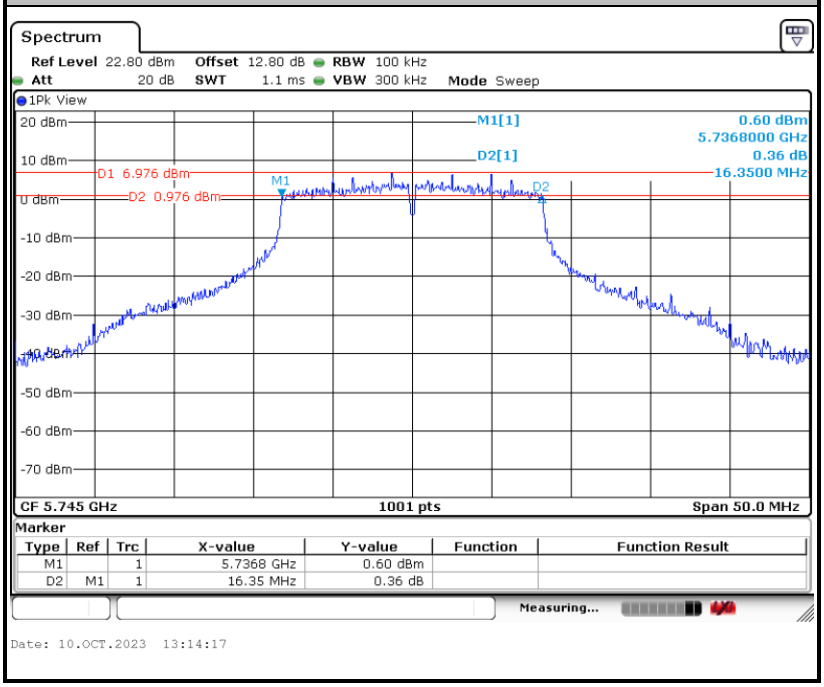

## Maximum 26dB Bandwidth for 20M BW

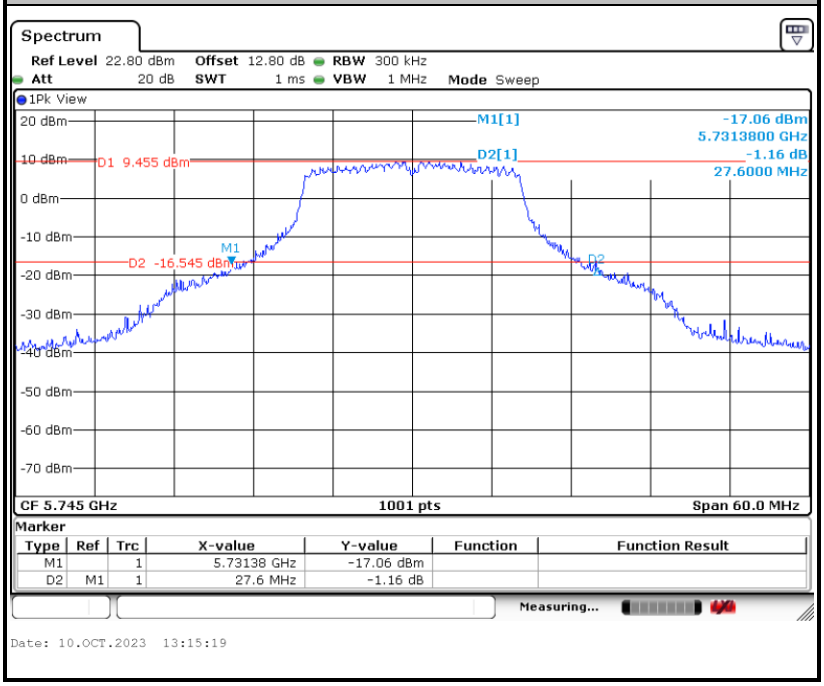


## Maximum 26dB Bandwidth for 40M BW

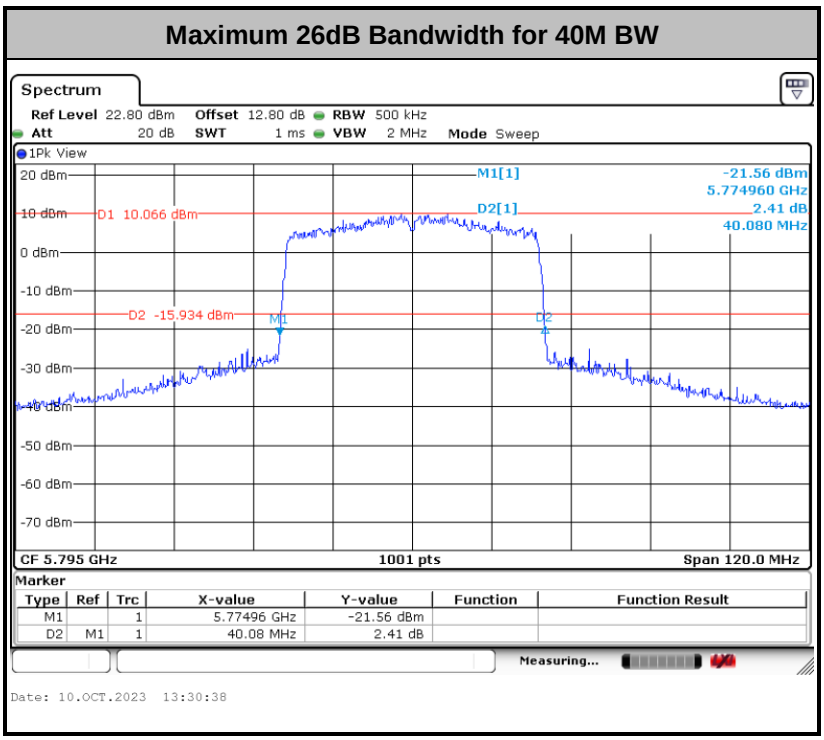

## Maximum 26dB Bandwidth for 80M BW

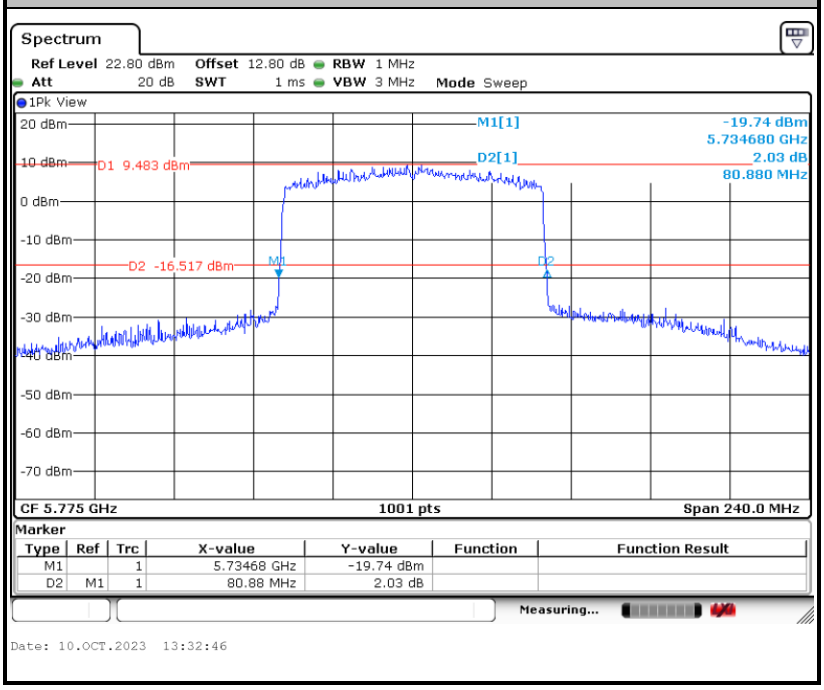


## Maximum 99% Occupied Bandwidth for 20M BW

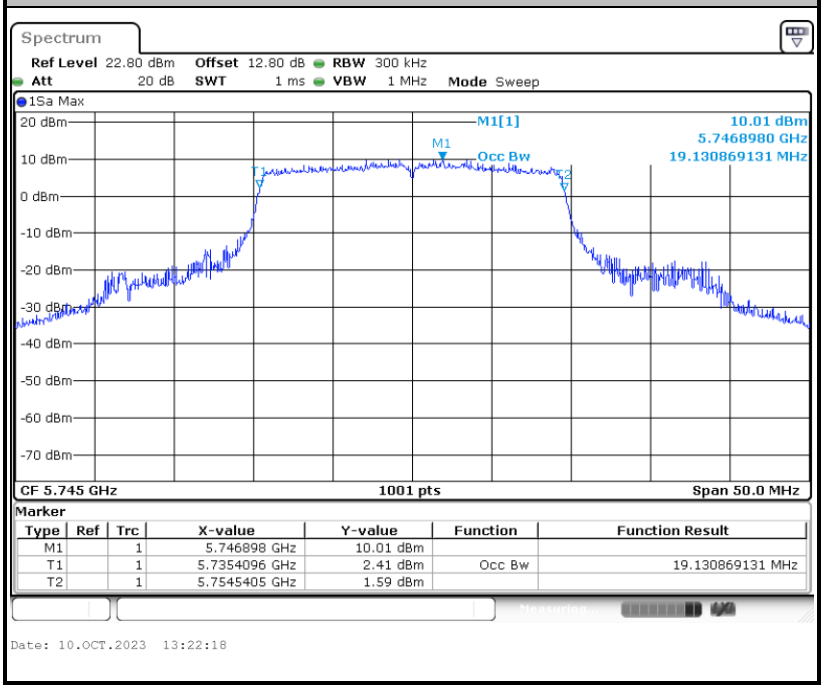

**Maximum 99% Occupied Bandwidth for 40M BW**

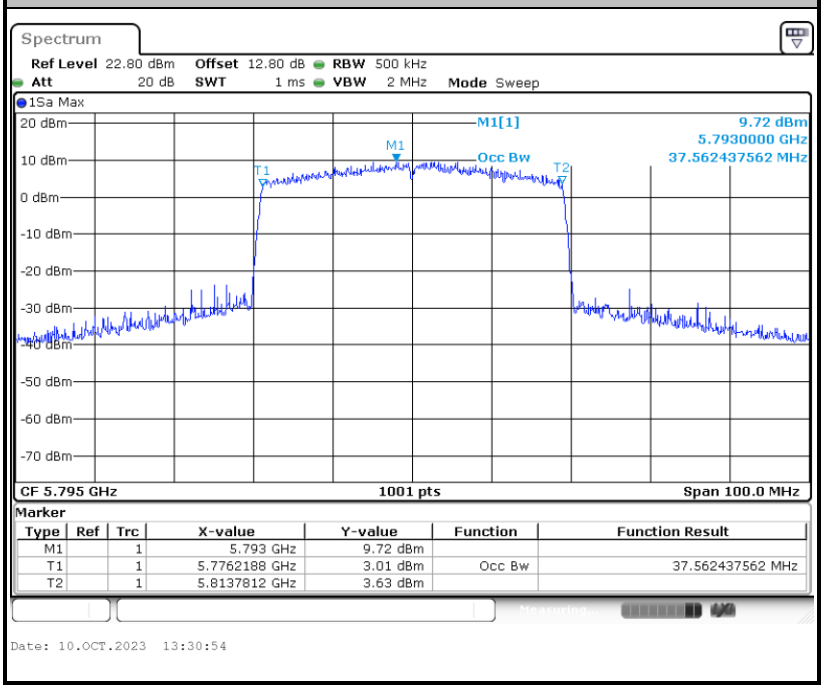


**Maximum 99% Occupied Bandwidth for 80M BW**

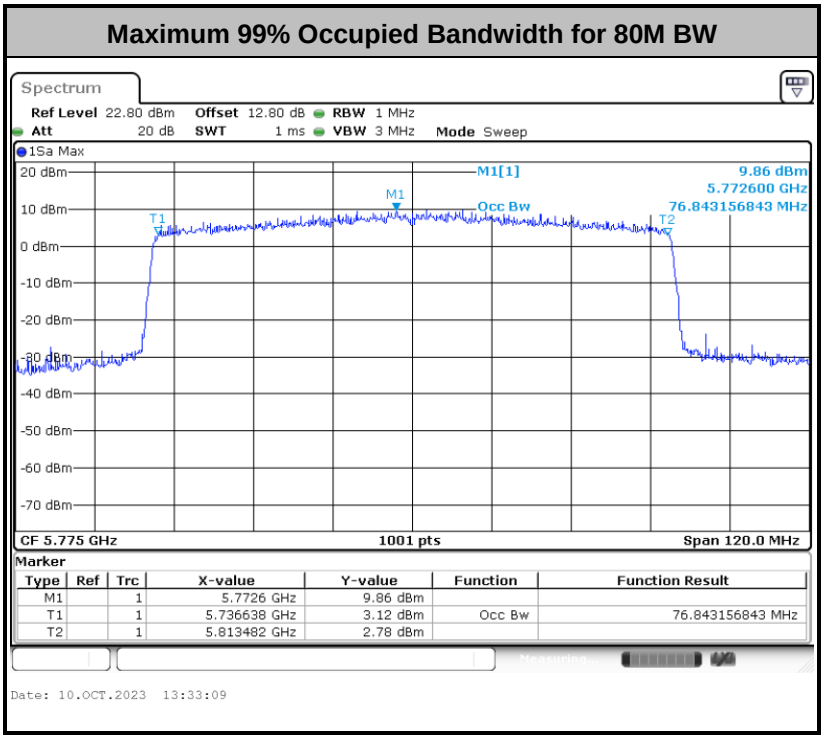


**Note:** The occupied channel bandwidth is maintained within the band of operation for all of the modulations.

## 3.2 Maximum Conducted Output Power Measurement

### 3.2.1 Limit of Maximum Conducted Output Power

**<FCC 14-30 CFR 15.407>**

For mobile and portable client devices in the 5.15–5.25 GHz band, the maximum conducted output power over the frequency band of operation shall not exceed 250 mW.

For the 5.25–5.725 GHz bands, the maximum conducted output power over the frequency bands of operation shall not exceed the lesser of 250 mW or 11 dBm 10 log B, where B is the 26 dB emission bandwidth in megahertz.

For the band 5.725–5.85 GHz, the maximum conducted output power over the frequency band of operation shall not exceed 1 W.

For Straddle Channel, According to KDB 789033 D02 General UNII Test Procedures New Rules v02r01, If the power and PSD of the devices are uniform and comply with the lower limits specified for the U-NII-2 bands, a single measurement over the entire emission bandwidth can be performed to show compliance.

If transmitting antennas of directional gain greater than 6 dBi are used, the peak output power shall be reduced by the amount in dB that the directional gain of the antenna exceeds 6 dBi.

Note that U-NII-2 band, devices with a maximum e.i.r.p. greater than 500 mW shall implement TPC in order to have the capability to operate at least 6 dB below the maximum permitted e.i.r.p. of 1 W.

.

### 3.2.2 Measuring Instruments

The measuring equipment is listed in the section 4 of this test report.

### 3.2.3 Test Procedures

The testing follows Method PM of FCC KDB 789033 D02 General UNII Test Procedures New Rules v02r01.

Method PM (Measurement using an RF average power meter):

1. Measurement is performed using a wideband RF power meter.
2. The EUT is configured to transmit continuously with a consistent duty cycle at its maximum power control level.
3. Measure the average power of the transmitter, and the average power is corrected with duty factor, 10 log(1/x), where x is the duty cycle.
4. For MIMO mode, the measure-and-sum technique should be used for measuring the in-band transmit power of a device.

For Straddle Channel, According to KDB 789033 D02 General UNII Test Procedures New Rules v02r01, If the power and PSD of the devices are uniform and comply with the lower limits specified for the U-NII-2 bands, a single measurement over the entire emission bandwidth can be performed to show compliance.

### 3.2.4 Test Setup

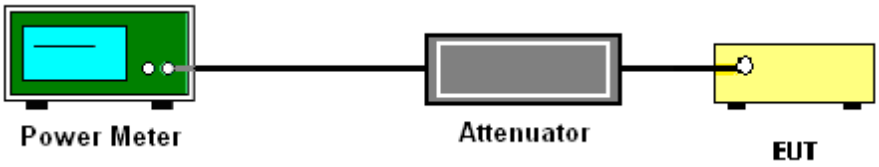


### 3.2.5 Test Result of Maximum Conducted Output Power

Please refer to Appendix A.

## 3.3 Power Spectral Density Measurement

### 3.3.1 Limit of Power Spectral Density

**<FCC 14-30 CFR 15.407>**

For mobile and portable client devices in the 5.15–5.25 GHz band, the maximum power spectral density shall not exceed 11dBm in any 1 megahertz band.

For the 5.25–5.725 GHz bands, the maximum power spectral density shall not exceed 11 dBm in any 1 megahertz band.

For the band 5.725–5.85 GHz, the maximum power spectral density shall not exceed 30 dBm in any 500-kHz band.

For Straddle Channel, According to KDB 789033 D02 General UNII Test Procedures New Rules v02r01, If the power and PSD of the devices are uniform and comply with the lower limits specified for the U-NII-2 bands, a single measurement over the entire emission bandwidth can be performed to show compliance.

If transmitting antennas of directional gain greater than 6 dBi are used, the peak output power shall be reduced by the amount in dB that the directional gain of the antenna exceeds 6 dBi.

### 3.3.2 Measuring Instruments

The measuring equipment is listed in the section 4 of this test report.

### 3.3.3 Test Procedures

The testing follows FCC KDB 789033 D02 General UNII Test Procedures New Rules v01r04. Section F) Maximum power spectral density.

**For devices operating in the bands UNII-1/2A/2C**

**# Method SA-2 #**

(trace averaging across on and off times of the EUT transmissions, followed by duty cycle correction).

- Measure the duty cycle.
- Set span to encompass the entire emission bandwidth (EBW) of the signal.
- Set RBW = 1 MHz.
- Set VBW ≥ 3 MHz.
- Number of points in sweep ≥ 2 Span / RBW.
- Sweep time = auto.
- Detector = RMS
- Trace average at least 100 traces in power averaging mode.
- Add 10 log(1/x), where x is the duty cycle, to the measured power in order to compute the average power during the actual transmission times. For example, add 10 log(1/0.25) = 6 dB if the duty cycle is 25 percent.

**For devices operating in the band UNII-3**

**# Method SA-2 #**

(trace averaging across on and off times of the EUT transmissions, followed by duty cycle correction).

- Measure the duty cycle.
- Set span to encompass the entire emission bandwidth (EBW) of the signal.
- Set RBW = 500KHz (or 300 kHz if the SA can’t set RBW=500KHz).
- Set VBW ≥ 1 MHz.
- Number of points in sweep ≥ 2 Span / RBW.
- Sweep time = auto.
- Detector = RMS
- Trace average at least 100 traces in power averaging mode.
- If the SA can’t set RBW=500KHz, then add 10 log(500kHz/RBW) to the test result.
- Add 10 log(1/x), where x is the duty cycle, to the measured power in order to compute the average power during the actual transmission times. For example, add 10 log(1/0.25) = 6 dB if the duty cycle is 25 percent.

1. The RF output of EUT was connected to the spectrum analyzer by a low loss cable.
2. Each plot has already offset with cable loss, and attenuator loss. Measure the PPSD and record it.
3. For MIMO mode, calculation method follows FCC KDB 662911 D01 Multiple Transmitter Output v02r01.

For UNII-1/2A/2C

Method (a): Measure and sum the spectra across the outputs.

The total final Power Spectral Density is the bin-by-bin summation to obtain the combined spectrum. For the device with 2 transmitter outputs. The spectrum measurements of the individual outputs are all performed with the same span and number of points, the spectrum value in the first spectral bin of output 1 is summed with that in the first spectral bin of output 2 to obtain the value for the first frequency bin of the summed spectrum.

For UNII-3

Method (c): Measure and add 10 log($N_{ANT}$) dB, where $N_{ANT}$ is the number of outputs.

The measurement on each individual output were performed with the same span and number on each individual output. The quantity 10 log($N_{ANT}$) dB is added to each spectrum value before comparing to the emission limit.

### 3.3.4 Test Setup

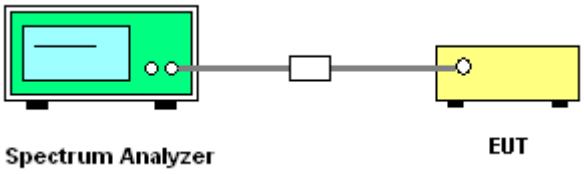

### 3.3.5 Test Result of Power Spectral Density

Please refer to Appendix A.

**For devices operating in the bands UNII-1/2A/2C**

**Worst Case Power Density (dBm/MHz)**

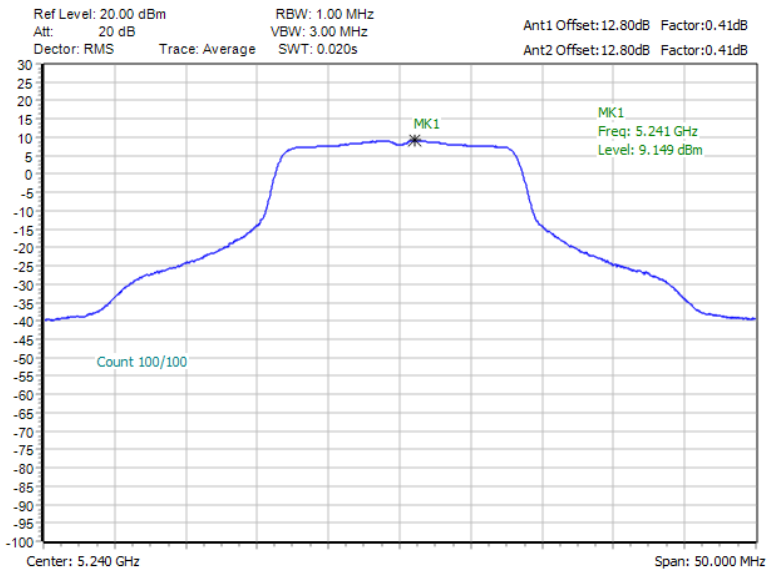

**For devices operating in the band UNII-3**

**Worst Case Power Density (dBm/300kHz) for MIMO Ant.0**

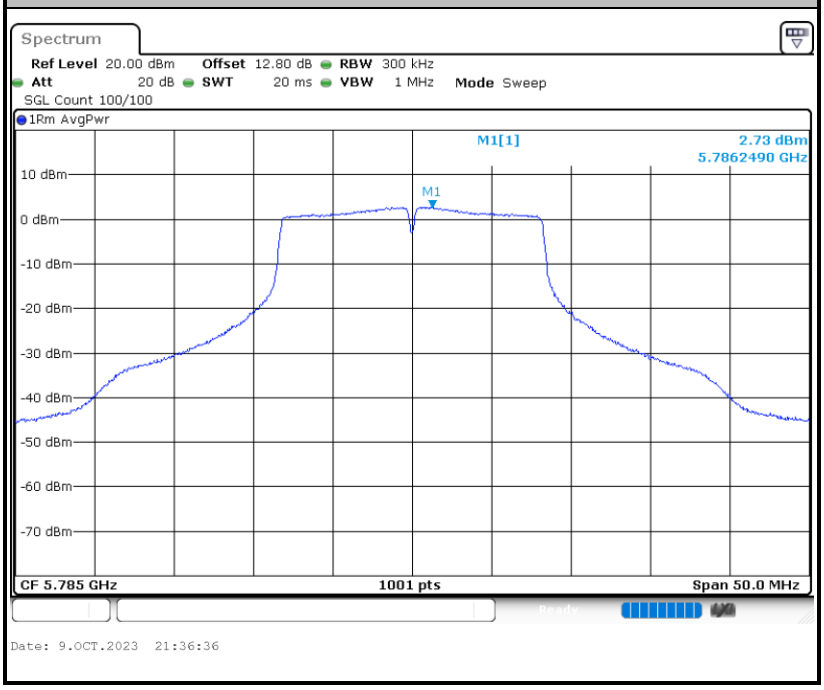


**Worst Case Power Density (dBm/300kHz) for MIMO Ant.1**

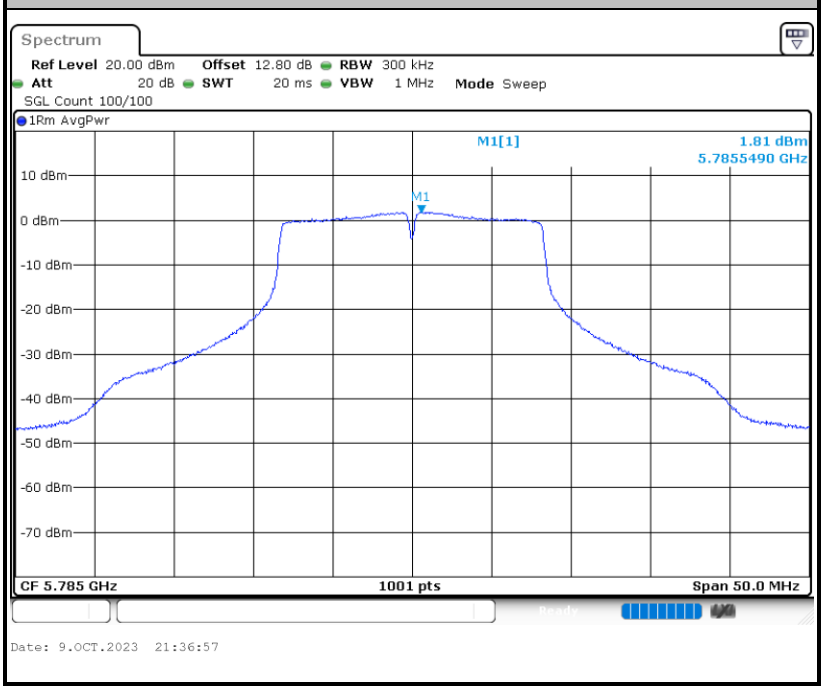

## 3.4 Unwanted Emissions Measurement

This section as specified in FCC Part 15.407(b) is to measure unwanted emissions through radiated measurement for band edge spurious emissions and out of band emissions measurement. The unwanted emissions shall comply with 15.407(b)(1) to (6), and restricted bands per FCC Part15.205.

### 3.4.1 Limit of Unwanted Emissions

(1) For transmitters operating in the 5150-5250 MHz band: all emissions outside of the 5150-5350 MHz band shall not exceed an EIRP of –27dBm/MHz.

For transmitters operating in the 5250-5350 MHz band: all emissions outside of the 5150-5350 MHz band shall not exceed an EIRP of -27 dBm/MHz. Devices operating in the 5250-5350 MHz band that generate emissions in the 5150-5250 MHz band must meet all applicable technical requirements for operation in the 5150-5250 MHz band (including indoor use) or alternatively meet an out-of-band emission EIRP limit of -27 dBm/MHz in the 5150-5250 MHz band.

For transmitters operating in the 5470-5600 MHz and 5650-5725MHz band: all emissions outside of the 5470-5600 MHz and 5650-5725MHz band shall not exceed an EIRP of -27 dBm/MHz.

(2) For transmitters operating in the 5.725-5.85 GHz band:
15.407(b)(4)(i) All emissions shall be limited to a level of -27 dBm/MHz at 75 MHz or more above or below the band edge increasing linearly to 10 dBm/MHz at 25 MHz above or below the band edge, and from 25 MHz above or below the band edge increasing linearly to a level of 15.6 dBm/MHz at 5 MHz above or below the band edge, and from 5 MHz above or below the band edge increasing linearly to a level of 27 dBm/MHz at the band edge.

(3) Unwanted spurious emissions fallen in restricted bands shall comply with the general field strength limits as below table,

| Frequency (MHz) | Field Strength (microvolts/meter) | Measurement Distance (meters) |
|---|---|---|
| 0.009 – 0.490 | 2400/F(kHz) | 300 |
| 0.490 – 1.705 | 24000/F(kHz) | 30 |
| 1.705 – 30.0 | 30 | 30 |
| 30 – 88 | 100 | 3 |
| 88 – 216 | 150 | 3 |
| 216 - 960 | 200 | 3 |
| Above 960 | 500 | 3 |

| (4) EIRP (dBm) | Field Strength at 3m (dBµV/m) |
|---|---|
| - 27 | 68.3 |

**Note:** The following formula is used to convert the EIRP to field strength.

$$EIRP = E_{Meas} + 20\log(d_{Meas}) - 104.7$$

where

EIRP is the equivalent isotropically radiated power, in dBm

$E_{Meas}$ is the field strength of the emission at the measurement distance, in dBµV/m

$d_{Meas}$ is the measurement distance, in m

(4) ANSI C63.10-2013 clause 12.7.3 note 97

As specified by regulatory requirements, emissions above 1000 MHz that are outside of the restricted bands are subject to a peak emission limit. However, an out-of-band emission that complies with both the average and peak general regulatory limits is not required to satisfy the peak emission limit.

### 3.4.2 Measuring Instruments

The measuring equipment is listed in the section 4 of this test report.

### 3.4.3 Test Procedures

1. The testing follows FCC KDB 789033 D02 General UNII Test Procedures New Rules v01r04. Section G) Unwanted emissions measurement.

   (1) Procedure for Unwanted Emissions Measurements Below 1000MHz

   - RBW = 120 kHz
   - VBW = 300 kHz
   - Detector = Peak
   - Trace mode = max hold

   (2) Procedure for Peak Unwanted Emissions Measurements Above 1000 MHz

   - RBW = 1 MHz
   - VBW ≥ 3 MHz
   - Detector = Peak
   - Sweep time = auto
   - Trace mode = max hold

   (3) Procedures for Average Unwanted Emissions Measurements Above 1000MHz

   - RBW = 1 MHz
   - VBW = 10 Hz, when duty cycle is no less than 98 percent.
   - VBW ≥ 1/T, when duty cycle is less than 98 percent where T is the minimum transmission duration over which the transmitter is on.
2. The EUT was placed on a turntable with 0.8 meter for frequency below 1GHz and 1.5 meter for frequency above 1GHz respectively above ground.
3. The EUT was set 3 meters from the interference receiving antenna which was mounted on the top of a variable height antenna tower.
4. The antenna is a broadband antenna and its height is adjusted between one meter and four meters above ground to find the maximum value of the field strength for both horizontal polarization and vertical polarization of the antenna.
5. For each suspected emission, the EUT was arranged to its worst case and then adjust the antenna tower (from 1 m to 4 m) and turntable (from 0 degree to 360 degrees) to find the maximum reading.
6. For testing below 1GHz, if the emission level of the EUT in peak mode was 3 dB lower than the limit specified, then peak values of EUT will be reported, otherwise, the emissions will be repeated one by one using the CISPR quasi-peak method and reported.
7. For testing above 1GHz, the emission level of the EUT in peak mode was 20dB lower than average limit (that means the emission level in average mode also complies with the limit in average mode), then peak values of EUT will be reported, otherwise, the emissions will be measured in average mode again and reported.

### 3.4.4 Test Setup

**For radiated emissions below 30MHz**

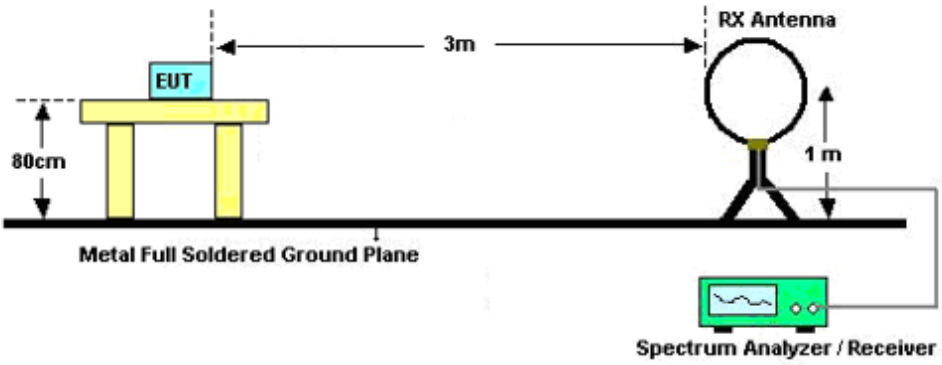


**For radiated emissions from 30MHz to 1GHz**

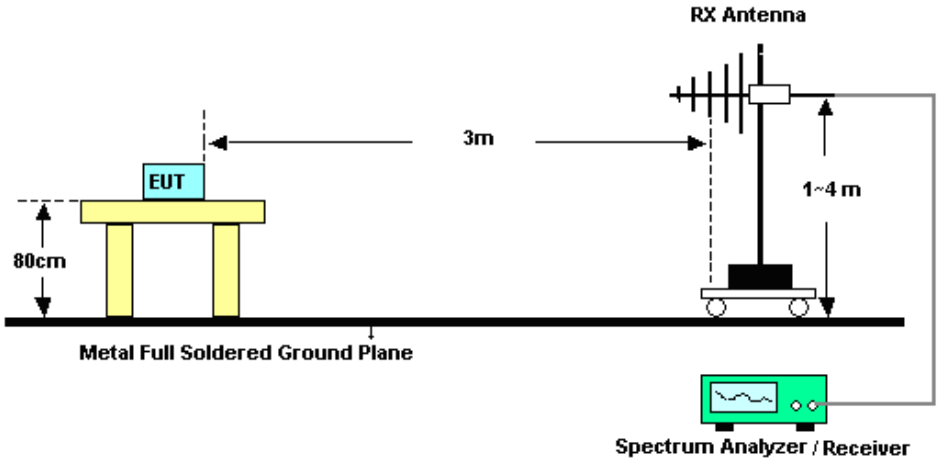


**For radiated emissions above 1GHz**

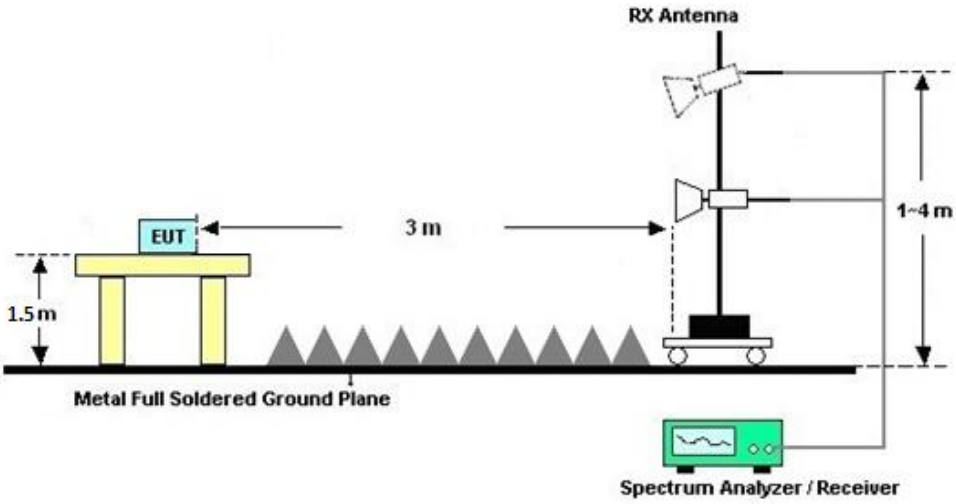

### 3.4.5 Test Results of Radiated Spurious Emissions (9 kHz ~ 30 MHz)

The low frequency, which started from 9 kHz to 30MHz, was pre-scanned and the result which was 20dB lower than the limit line was not reported.

There is a comparison data of both open-field test site and semi-Anechoic chamber, and the result came out very similar.

### 3.4.6 Test Result of Radiated Spurious at Band Edges

Please refer to Appendix C.

### 3.4.7 Duty Cycle

Please refer to Appendix D.

### 3.4.8 Test Result of Radiated Spurious Emissions (30MHz ~ 10th Harmonic)

Please refer to Appendix C.

## 3.5 AC Conducted Emission Measurement

### 3.5.1 Limit of AC Conducted Emission

For equipment that is designed to be connected to the public utility (AC) power line, the radio frequency voltage that is conducted back onto the AC power line on any frequency or frequencies within the band 150 kHz to 30 MHz shall not exceed the limits in the following table.

| Frequency of emission (MHz) | Conducted limit (dBμV) | |
|---|---|---|
| | Quasi-peak | Average |
| 0.15-0.5 | 66 to 56* | 56 to 46* |
| 0.5-5 | 56 | 46 |
| 5-30 | 60 | 50 |

*Decreases with the logarithm of the frequency.

### 3.5.2 Measuring Instruments

The measuring equipment is listed in the section 4 of this test report.

### 3.5.3 Test Procedures

1. The EUT was placed 0.4 meter from the conducting wall of the shielding room was kept at least 80 centimeters from any other grounded conducting surface.
2. Connect EUT to the power mains through a line impedance stabilization network (LISN).
3. All the support units are connecting to the other LISN.
4. The LISN provides 50 ohm coupling impedance for the measuring instrument.
5. The FCC states that a 50 ohm, 50 microhenry LISN should be used.
6. Both sides of AC line were checked for maximum conducted interference.
7. The frequency range from 150 kHz to 30 MHz was searched.
8. Set the test-receiver system to Peak Detect Function and specified bandwidth with Maximum Hold Mode.

### 3.5.4 Test Setup

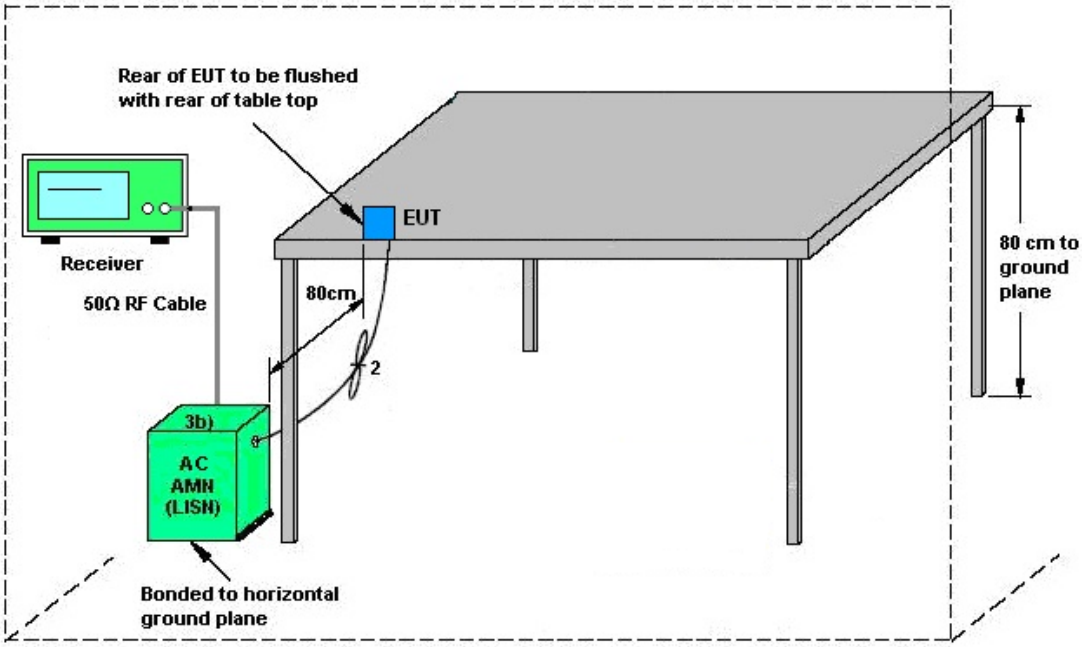


AMN = Artificial mains network (LISN)
AE = Associated equipment
EUT = Equipment under test
ISN = Impedance stabilization network

### 3.5.5 Test Result of AC Conducted Emission

Please refer to Appendix B.

## 3.6 Automatically Discontinue Transmission

### 3.6.1 Limit of Automatically Discontinue Transmission

The device shall automatically discontinue transmission in case of either absence of information to transmit or operational failure. These provisions are not intended to preclude the transmission of control or signaling information or the use of repetitive codes used by certain digital technologies to complete frame or burst intervals. Applicants shall include in their application for equipment authorization to describe how this requirement is met.

### 3.6.2 Measuring Instruments

The measuring equipment is listed in the section 4 of this test report.

### 3.6.3 Test Result of Automatically Discontinue Transmission

EUT is verified this characteristic during the function check of normal sample associated with an access point:

A. Information start: make EUT supply information to the access point.

B. Information stop: stop supplying information to the access point.

While the EUT is not transmitting any information, the EUT can automatically discontinue transmission and become standby mode for power saving.

C. Information start: make EUT supply information to the access point again.

The EUT can detect the controlling signal of ACK message transmitting from remote device and verify whether it shall resend or discontinue transmission.

5180MHz

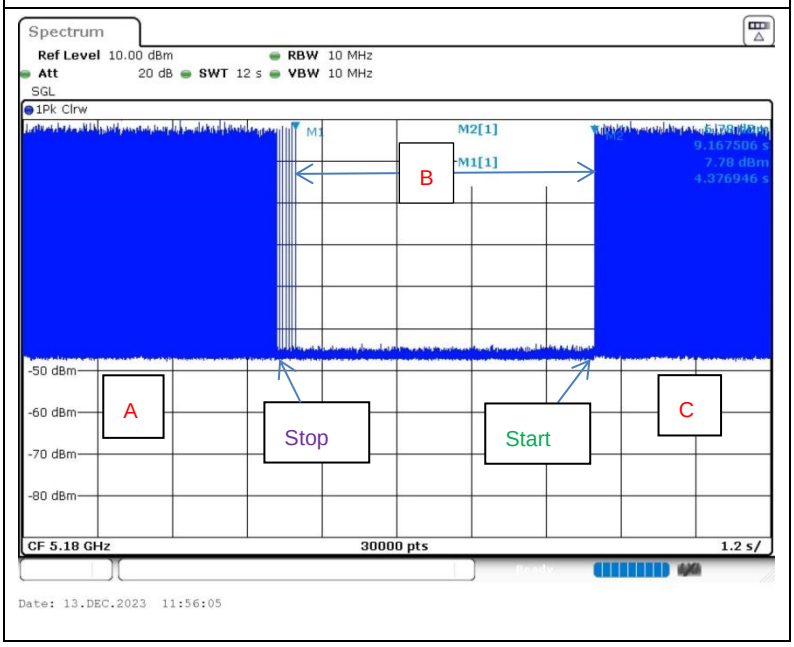


Note : The control / signaling information during the period B is precluded.

5745MHz

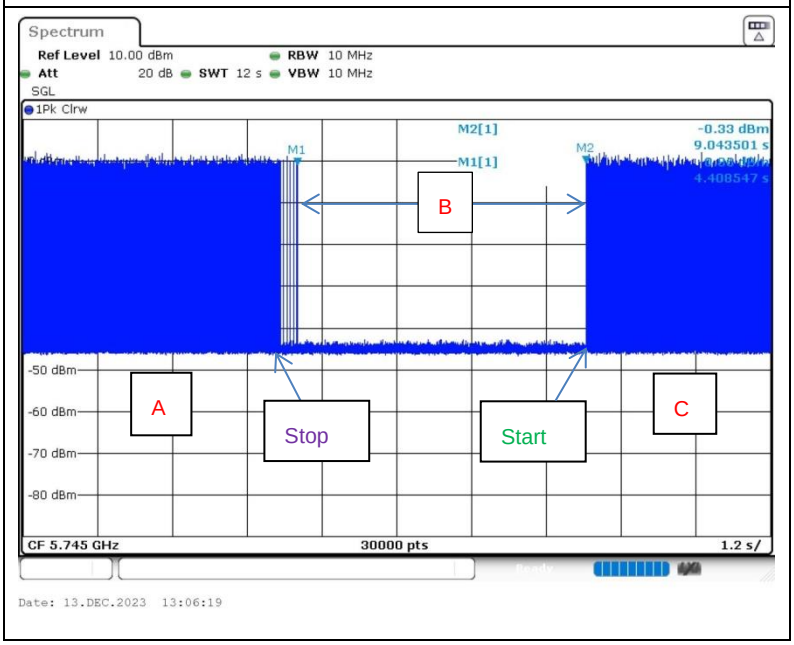


Note : The control / signaling information during the period B is precluded.

## 3.7 Antenna Requirements

### 3.7.1 Standard Applicable

According to FCC 47 CFR Section 15.407(a)(1)(2) ,if transmitting antenna directional gain is greater than 6 dBi, both the peak transmit power and the peak power spectral density shall be reduced by the amount in dB that the directional gain of the antenna exceeds 6 dBi.

### 3.7.2 Antenna Anti-Replacement Construction

An embedded-in antenna design is used.

### 3.7.3 Antenna Gain

<CDD Modes >

FCC KDB 662911 D01 Multiple Transmitter Output v02r01

For CDD transmissions, directional gain is calculated as

Directional gain = GANT + Array Gain, where Array Gain is as follows.

For power spectral density (PSD) measurements on all devices,

Array Gain = 10 log(NANT/NSS=1) dB.

For power measurements on IEEE 802.11 devices,

Array Gain = 0 dB (i.e., no array gain) for NANT ≤ 4.

Directional gain may be calculated by using the formulas applicable to equal gain antennas with GANT set equal to the gain of the antenna having the highest gain;

The EUT supports CDD mode for 802.11a/n/ac/ax modes.

For power, the directional gain GANT is set equal to the antenna having the highest gain, i.e., F)2)f)i).

For PSD, the directional gain calculation is following F)2)f)ii) of KDB 662911 D01 v02r01.

The power and PSD limit should be modified if the directional gain of EUT is over 6 dBi,

The directional gain “DG” is calculated as following table.

| | Ant. 0 (dBi) | Ant. 1 (dBi) | DG for Power (dBi) | DG for PSD (dBi) | Power Limit Reduction (dB) | PSD Limit Reduction (dB) |
|---|---|---|---|---|---|---|
| **UNII-1** | 5.00 | 4.20 | 5.00 | 7.62 | 0.00 | 1.62 |
| **UNII-2A** | 6.00 | 4.50 | 6.00 | 8.29 | 0.00 | 2.29 |
| **UNII-2C** | 5.90 | 5.00 | 5.90 | 8.47 | 0.00 | 2.47 |
| **UNII-3** | 6.00 | 5.50 | 6.00 | 8.76 | 0.00 | 2.76 |

*Power limit reduction = Composite gain – 6dBi, ( min = 0 )*

*PSD limit reduction = Composite gain + PSD Array gain – 6dBi, ( min = 0 )*

# 4 List of Measuring Equipment

| Instrument | Manufacturer | Model No. | Serial No. | Characteristics | Calibration Date | Test Date | Due Date | Remark |
|---|---|---|---|---|---|---|---|---|
| Spectrum Analyzer | R&S | FSV40 | 101078 | 10Hz~40GHz | Apr. 06, 2023 | Oct. 09, 2023~ Dec. 13, 2023 | Apr. 05, 2024 | Conducted (TH01-SZ) |
| Pulse Power Senor | Anritsu | MA2411B | 1339473 | 30MHz~40GHz | Dec. 27, 2022 | Oct. 09, 2023~ Dec. 13, 2023 | Dec. 26, 2023 | Conducted (TH01-SZ) |
| Power Meter | Anritsu | ML2495A | 1542004 | 50MHz Bandwidth | Dec. 27, 2022 | Oct. 09, 2023~ Dec. 13, 2023 | Dec. 26, 2023 | Conducted (TH01-SZ) |
| Attenuator | MICROWAV | EMVE2214-10 | 2 | 30MHz-26.5GHz | Feb. 22, 2023 | Oct. 09, 2023~ Dec. 13, 2023 | Feb. 22, 2024 | Conducted (TH01-SZ) |
| EMI Test Receiver&SA | KEYSIGHT | N9038A | MY54450083 | 20Hz~8.4GHz | Apr. 04, 2023 | Oct. 04, 2023~ Dec. 25, 2023 | Apr. 03, 2024 | Radiation (03CH03-SZ) |
| EXA Spectrum Anaiyzer | KEYSIGHT | N9010A | MY55150246 | 10Hz~44GHz; | Apr. 04, 2023 | Oct. 04, 2023~ Dec. 25, 2023 | Apr. 03, 2024 | Radiation (03CH03-SZ) |
| Loop Antenna | R&S | HFH2-Z2 | 100354 | 9kHz~30MHz | Jul. 28, 2022 | Oct. 04, 2023~ Dec. 25, 2023 | Jul. 27, 2024 | Radiation (03CH03-SZ) |
| Bilog Antenna | TeseQ | CBL6112D | 35408 | 30MHz-2GHz | Aug. 20, 2023 | Oct. 04, 2023~ Dec. 25, 2023 | Aug. 19, 2025 | Radiation (03CH03-SZ) |
| Double Ridge Horn Antenna | SCHWARZBECK | BBHA9120D | 9120D-1355 | 1GHz~18GHz | Apr. 08, 2023 | Oct. 04, 2023~ Dec. 25, 2023 | Apr. 07, 2024 | Radiation (03CH03-SZ) |
| HF Amplifier | MITEQ | TTA1840-35-HG | 1871923 | 18GHz~40GHz | Jul. 07, 2023 | Oct. 04, 2023~ Dec. 25, 2023 | Jul. 06, 2024 | Radiation (03CH03-SZ) |
| SHF-EHF Horn | com-power | AH-840 | 101071 | 18Ghz-40GHz | Apr. 08, 2023 | Oct. 04, 2023~ Dec. 25, 2023 | Apr. 07, 2024 | Radiation (03CH03-SZ) |
| Amplifier | Burgeon | BPA-530 | 102211 | 0.01Hz ~3000MHz | Oct. 19, 2022 | Oct. 04, 2023~ Dec. 25, 2023 | Oct. 18, 2023 | Radiation (03CH03-SZ) |
| Amplifier | Burgeon | BPA-530 | 102211 | 0.01Hz ~3000MHz | Oct. 18, 2023 | | Oct. 17, 2024 | Radiation (03CH03-SZ) |
| HF Amplifier | MITEQ | AMF-7D-00101800-30-10P-R | 1943528 | 1GHz~18GHz | Oct. 19, 2022 | Oct. 04, 2023~ Dec. 25, 2023 | Oct. 18, 2023 | Radiation (03CH03-SZ) |
| HF Amplifier | MITEQ | AMF-7D-00101800-30-10P-R | 1943528 | 1GHz~18GHz | Oct. 18, 2023 | | Oct. 17, 2024 | Radiation (03CH03-SZ) |
| Amplifier | Agilent Technologies | 83017A | MY39501302 | 500MHz~26.5GHz | Dec. 26, 2022 | Oct. 04, 2023~ Dec. 25, 2023 | Dec. 25, 2023 | Radiation (03CH03-SZ) |
| AC Power Source | Chroma | 61601 | 616010002729 | 1 N/A | Nov. 10, 2022 | Oct. 04, 2023~ Dec. 25, 2023 | Nov. 09, 2023 | Radiation (03CH03-SZ) |
| AC Power Source | Chroma | 61601 | 616010002729 | 1 N/A | Oct. 18, 2023 | | Oct. 17, 2024 | Radiation (03CH03-SZ) |
| Turn Table | EM | EM1000 | N/A | 0~360 degree | NCR | Oct. 04, 2023~ Dec. 25, 2023 | NCR | Radiation (03CH03-SZ) |
| Antenna Mast | EM | EM1000 | N/A | 1 m~4 m | NCR | Oct. 04, 2023~ Dec. 25, 2023 | NCR | Radiation (03CH03-SZ) |
| EMI Receiver | R&S | ESR7 | 102297 | 9kHz~7GHz; | Jul. 07, 2023 | Oct. 31, 2023 | Jul. 06, 2024 | Conduction (CO02-SZ) |
| AC LISN | R&S | ENV216 | 101499 | 9kHz~30MHz | Jul. 07, 2023 | Oct. 31, 2023 | Jul. 06, 2024 | Conduction (CO02-SZ) |
| AC Power Source | CHROMA | 61601 | 616010002470 | 100Vac~250Vac | Nov. 10, 2022 | Oct. 31, 2023 | Nov. 09, 2023 | Conduction (CO02-SZ) |

NCR: No Calibration Required

# 5 Measurement Uncertainty

The measurement uncertainties shown below were calculated in accordance with the requirements of ANSI 63.10-2013. All the measurement uncertainty value were shown with a coverage K=2 to indicate 95% level of confidence. The measurement data show herein meets or exceeds the CISPR measurement uncertainty values specified in CISPR 16-4-2 and can be compared directly to specified limit to determine compliance.

**Uncertainty of Conducted Measurement**

| | |
|---|---|
| **Conducted Spurious Emission & Bandedge** | **±1.34 dB** |
| **Occupied Channel Bandwidth** | **±0.1 %** |
| **Conducted Power** | **±1.34 dB** |
| **Conducted Power Spectral Density** | **±1.32 dB** |
| **Frequency** | **±1.3 Hz** |

**Uncertainty of AC Conducted Emission Measurement (0.15 MHz ~ 30 MHz)**

| | |
|---|---|
| **Measuring Uncertainty for a Level of Confidence of 95% (U = 2Uc(y))** | **2.7dB** |

**Uncertainty of Radiated Emission Measurement (30 MHz ~ 1000 MHz)**

| | |
|---|---|
| **Measuring Uncertainty for a Level of Confidence of 95% (U = 2Uc(y))** | **5.0dB** |

**Uncertainty of Radiated Emission Measurement (1 GHz ~ 18 GHz)**

| | |
|---|---|
| **Measuring Uncertainty for a Level of Confidence of 95% (U = 2Uc(y))** | **4.9dB** |

**Uncertainty of Radiated Emission Measurement (18 GHz ~ 40 GHz)**

| | |
|---|---|
| **Measuring Uncertainty for a Level of Confidence of 95% (U = 2Uc(y))** | **5.0dB** |

**---------- THE END ----------**

# Appendix A. Conducted Test Results

| | | | | |
|---|---|---|---|---|
| Test Engineer: | Liu Qiu Qiu | Temperature: | 21~25 | °C |
| Test Date: | 2023/10/9~10/10 | Relative Humidity: | 51~54 | % |

## ***TEST RESULTS DATA***
## ***26dB and 99% OBW***

| UNII-1 | | | | | | | | | | | | | | |
|---|---|---|---|---|---|---|---|---|---|---|---|---|---|---|
| Mod. | Data Rate | NTX | CH. | Freq. (MHz) | 99% Bandwidth (MHz) | | 26 dB Bandwidth (MHz) | | IC 99% Bandwidth Power Limit (dBm) | | IC 99% Bandwidth EIRP Limit (dBm) | | | Note |
| | | | | | Ant 0 | Ant 1 | Ant 0 | Ant 1 | Ant 0 | Ant 1 | Ant 0 | Ant 1 | | |
| 11a | 6Mbps | 2 | 36 | 5180 | 17.48 | 17.08 | 26.40 | 26.46 | - | | 22.33 | | | |
| 11a | 6Mbps | 2 | 44 | 5220 | 17.53 | 17.08 | 26.10 | 25.14 | - | | 22.33 | | | |
| 11a | 6Mbps | 2 | 48 | 5240 | 17.48 | 17.03 | 26.10 | 24.66 | - | | 22.31 | | | |
| HE20 | MCS0 | 2 | 36 | 5180 | 19.08 | 19.08 | 21.96 | 22.32 | - | | 22.81 | | | |
| HE20 | MCS0 | 2 | 44 | 5220 | 19.03 | 19.08 | 22.26 | 22.20 | - | | 22.79 | | | |
| HE20 | MCS0 | 2 | 48 | 5240 | 19.08 | 19.03 | 22.08 | 21.96 | - | | 22.79 | | | |
| HE40 | MCS0 | 2 | 38 | 5190 | 37.56 | 37.56 | 39.72 | 39.72 | - | | 23.01 | | | |
| HE40 | MCS0 | 2 | 46 | 5230 | 37.46 | 37.46 | 39.84 | 39.72 | - | | 23.01 | | | |
| HE80 | MCS0 | 2 | 42 | 5210 | 76.84 | 76.84 | 80.88 | 80.64 | - | | 23.01 | | | |

***TEST RESULTS DATA***
***Average Power Table***

| UNII-1 | | | | | | | | | | | | | | | | | |
|---|---|---|---|---|---|---|---|---|---|---|---|---|---|---|---|---|---|
| Mod. | Data Rate | NTX | CH. | RU Config | Freq. (MHz) | Duty Factor (dB) | | Average Conducted Power (dBm) | | | FCC Conducted Power Limit (dBm) | | DG (dBi) | | Pass/Fail | Power Setting |
| | | | | | | Ant 0 | Ant 1 | Ant 0 | Ant 1 | SUM | Ant 0 | Ant 1 | Ant 0 | Ant 1 | | |
| 11a | 6Mbps | 2 | 36 | Full | 5180 | 0.41 | 0.41 | 17.04 | 16.96 | 20.01 | 24.00 | | 5.00 | | Pass | 15.5 |
| 11a | 6Mbps | 2 | 44 | Full | 5220 | 0.41 | 0.41 | 17.28 | 16.80 | 20.05 | 24.00 | | 5.00 | | Pass | 15.5 |
| 11a | 6Mbps | 2 | 48 | Full | 5240 | 0.41 | 0.41 | 17.23 | 16.82 | 20.04 | 24.00 | | 5.00 | | Pass | 15.5 |
| HT20 | MCS0 | 2 | 36 | Full | 5180 | 0.40 | 0.40 | 16.51 | 16.28 | 19.41 | 24.00 | | 5.00 | | Pass | 15 |
| HT20 | MCS0 | 2 | 44 | Full | 5220 | 0.40 | 0.40 | 16.69 | 16.15 | 19.44 | 24.00 | | 5.00 | | Pass | 15 |
| HT20 | MCS0 | 2 | 48 | Full | 5240 | 0.40 | 0.40 | 16.43 | 16.16 | 19.31 | 24.00 | | 5.00 | | Pass | 15 |
| HT40 | MCS0 | 2 | 38 | Full | 5190 | 0.50 | 0.49 | 15.39 | 16.24 | 18.85 | 24.00 | | 5.00 | | Pass | 14.5 |
| HT40 | MCS0 | 2 | 46 | Full | 5230 | 0.50 | 0.49 | 16.12 | 16.41 | 19.28 | 24.00 | | 5.00 | | Pass | 15 |
| VHT20 | MCS0 | 2 | 36 | Full | 5180 | 0.41 | 0.41 | 16.46 | 16.23 | 19.36 | 24.00 | | 5.00 | | Pass | 15 |
| VHT20 | MCS0 | 2 | 44 | Full | 5220 | 0.41 | 0.41 | 16.64 | 16.10 | 19.39 | 24.00 | | 5.00 | | Pass | 15 |
| VHT20 | MCS0 | 2 | 48 | Full | 5240 | 0.41 | 0.41 | 16.38 | 16.11 | 19.26 | 24.00 | | 5.00 | | Pass | 15 |
| VHT40 | MCS0 | 2 | 38 | Full | 5190 | 0.53 | 0.50 | 15.36 | 16.19 | 18.81 | 24.00 | | 5.00 | | Pass | 14.5 |
| VHT40 | MCS0 | 2 | 46 | Full | 5230 | 0.53 | 0.50 | 16.09 | 16.36 | 19.24 | 24.00 | | 5.00 | | Pass | 15 |
| VHT80 | MCS0 | 2 | 42 | Full | 5210 | 1.03 | 1.03 | 12.92 | 13.06 | 16.00 | 24.00 | | 5.00 | | Pass | 11.5 |
| HE20 | MCS0 | 2 | 36 | Full | 5180 | 0.42 | 0.42 | 16.58 | 16.35 | 19.48 | 24.00 | | 5.00 | | Pass | 15 |
| | | | | 26/0 | | 2.90 | 2.94 | 8.14 | 7.91 | 11.04 | 24.00 | | 5.00 | | Pass | 6.5 |
| | | | | 52/37 | | 3.09 | 3.03 | 11.07 | 10.75 | 13.92 | 24.00 | | 5.00 | | Pass | 9.5 |
| | | | | 106/53 | | 3.26 | 3.28 | 13.81 | 13.41 | 16.62 | 24.00 | | 5.00 | | Pass | 12 |
| | | | 44 | Full | 5220 | 0.42 | 0.42 | 16.76 | 16.22 | 19.51 | 24.00 | | 5.00 | | Pass | 15 |
| | | | | 26/4 | | 3.07 | 2.93 | 8.16 | 8.41 | 11.30 | 24.00 | | 5.00 | | Pass | 7 |
| | | | | 52/39 | | 3.01 | 3.03 | 10.36 | 9.16 | 12.81 | 24.00 | | 5.00 | | Pass | 8.5 |
| | | | | 106/54 | | 3.26 | 3.26 | 13.51 | 13.22 | 16.38 | 24.00 | | 5.00 | | Pass | 11.5 |
| | | | 48 | Full | 5240 | 0.42 | 0.42 | 16.50 | 16.23 | 19.38 | 24.00 | | 5.00 | | Pass | 15 |
| | | | | 26/8 | | 2.94 | 2.94 | 8.10 | 7.86 | 10.99 | 24.00 | | 5.00 | | Pass | 6.5 |
| | | | | 52/40 | | 3.01 | 3.01 | 11.13 | 10.79 | 13.97 | 24.00 | | 5.00 | | Pass | 9 |
| | | | | 106/54 | | 3.26 | 3.26 | 13.59 | 13.51 | 16.56 | 24.00 | | 5.00 | | Pass | 12 |
| HE40 | MCS0 | 2 | 38 | Full | 5190 | 0.66 | 0.65 | 15.62 | 16.47 | 19.07 | 24.00 | | 5.00 | | Pass | 14.5 |
| | | | | 242/61 | | 3.87 | 3.81 | 13.91 | 14.34 | 17.14 | 24.00 | | 5.00 | | Pass | 11.5 |
| | | | 46 | Full | 5230 | 0.65 | 0.65 | 16.35 | 16.64 | 19.50 | 24.00 | | 5.00 | | Pass | 15 |
| | | | | 242/62 | | 3.62 | 3.55 | 14.80 | 15.17 | 18.00 | 24.00 | | 5.00 | | Pass | 12.5 |
| HE80 | MCS0 | 2 | 42 | Full | 5210 | 1.24 | 1.24 | 13.14 | 13.29 | 16.23 | 24.00 | | 5.00 | | Pass | 11.5 |
| | | | | 484/65 | | 3.84 | 3.78 | 11.24 | 11.45 | 14.36 | 24.00 | | 5.00 | | Pass | 10 |

***TEST RESULTS DATA***
***Power Spectral Density***

| UNII-1 | | | | | | | | | | | | | | | | |
|---|---|---|---|---|---|---|---|---|---|---|---|---|---|---|---|---|
| Mod. | Data Rate | NTX | CH. | RU Config | Freq. (MHz) | Duty Factor (dB) | | Average Power Density (dBm/MHz) | | | Average PSD Limit (dBm/MHz) | | DG (dBi) | | Pass /Fail |
| | | | | | | Ant 0 | Ant 1 | Ant 0 | Ant 1 | SUM | Ant 0 | Ant 1 | Ant 0 | Ant 1 | |
| 11a | 6Mbps | 2 | 36 | Full | 5180 | 0.41 | 0.41 | | | 8.92 | 9.38 | | 7.62 | | Pass |
| 11a | 6Mbps | 2 | 44 | Full | 5220 | 0.41 | 0.41 | | | 8.91 | 9.38 | | 7.62 | | Pass |
| 11a | 6Mbps | 2 | 48 | Full | 5240 | 0.41 | 0.41 | | | 9.15 | 9.38 | | 7.62 | | Pass |
| HE20 | MCS0 | 2 | 36 | Full | 5180 | 0.42 | 0.42 | | | 7.80 | 9.38 | | 7.62 | | Pass |
| | | | | 26/0 | | 2.90 | 2.94 | | | 7.74 | 9.38 | | 7.62 | | Pass |
| | | | | 52/37 | | 3.09 | 3.03 | | | 7.75 | 9.38 | | 7.62 | | Pass |
| | | | | 106/53 | | 3.26 | 3.28 | | | 7.67 | 9.38 | | 7.62 | | Pass |
| HE20 | MCS0 | 2 | 44 | Full | 5220 | 0.42 | 0.42 | | | 8.02 | 9.38 | | 7.62 | | Pass |
| | | | | 26/4 | | 3.07 | 2.93 | | | 7.58 | 9.38 | | 7.62 | | Pass |
| | | | | 52/39 | | 3.01 | 3.03 | | | 7.59 | 9.38 | | 7.62 | | Pass |
| | | | | 106/54 | | 3.26 | 3.26 | | | 7.72 | 9.38 | | 7.62 | | Pass |
| HE20 | MCS0 | 2 | 48 | Full | 5240 | 0.42 | 0.42 | | | 7.93 | 9.38 | | 7.62 | | Pass |
| | | | | 26/8 | | 2.94 | 2.94 | | | 7.86 | 9.38 | | 7.62 | | Pass |
| | | | | 52/40 | | 3.01 | 3.01 | | | 7.80 | 9.38 | | 7.62 | | Pass |
| | | | | 106/54 | | 3.26 | 3.26 | | | 7.79 | 9.38 | | 7.62 | | Pass |
| HE40 | MCS0 | 2 | 38 | Full | 5190 | 0.66 | 0.65 | | | 5.54 | 9.38 | | 7.62 | | Pass |
| | | | | 242/61 | | 3.87 | 3.81 | | | 5.22 | 9.38 | | 7.62 | | Pass |
| HE40 | MCS0 | 2 | 46 | Full | 5230 | 0.66 | 0.65 | | | 6.03 | 9.38 | | 7.62 | | Pass |
| | | | | 242/62 | | 3.62 | 3.55 | | | 5.95 | 9.38 | | 7.62 | | Pass |
| HE80 | MCS0 | 2 | 42 | Full | 5210 | 1.24 | 1.24 | | | -0.30 | 9.38 | | 7.62 | | Pass |
| | | | | 484/65 | | 3.84 | 3.78 | | | -0.39 | 9.38 | | 7.62 | | Pass |

## ***TEST RESULTS DATA***
## ***26dB and 99% OBW***

| UNII-2A | | | | | | | | | | | | | | | |
|---|---|---|---|---|---|---|---|---|---|---|---|---|---|---|---|
| Mod. | Data Rate | NTX | CH. | Freq. (MHz) | 99% Bandwidth (MHz) | | 26 dB Bandwidth (MHz) | | IC 99% Bandwidth Power Limit (dBm) | | IC 99% Bandwidth EIRP Limit (dBm) | | FCC 26dB Bandwidth Power Limit (dBm) | | Note |
| | | | | | Ant 0 | Ant 1 | Ant 0 | Ant 1 | Ant 0 | Ant 1 | Ant 0 | Ant 1 | Ant 0 | Ant 1 | |
| 11a | 6Mbps | 2 | 52 | 5260 | 17.53 | 17.08 | 26.16 | 24.96 | 23.33 | | 29.33 | | 23.98 | | |
| 11a | 6Mbps | 2 | 60 | 5300 | 17.63 | 17.08 | 26.88 | 24.42 | 23.33 | | 29.33 | | 23.98 | | |
| 11a | 6Mbps | 2 | 64 | 5320 | 17.53 | 17.13 | 26.34 | 26.10 | 23.34 | | 29.34 | | 23.98 | | |
| HE20 | MCS0 | 2 | 52 | 5260 | 19.13 | 19.08 | 22.08 | 21.96 | 23.81 | | 29.81 | | 23.98 | | |
| HE20 | MCS0 | 2 | 60 | 5300 | 19.13 | 19.13 | 22.44 | 22.68 | 23.82 | | 29.82 | | 23.98 | | |
| HE20 | MCS0 | 2 | 64 | 5320 | 19.13 | 19.13 | 22.20 | 22.38 | 23.82 | | 29.82 | | 23.98 | | |
| HE40 | MCS0 | 2 | 54 | 5270 | 37.56 | 37.56 | 39.84 | 39.72 | 23.98 | | 30.00 | | 23.98 | | |
| HE40 | MCS0 | 2 | 62 | 5310 | 37.46 | 37.46 | 39.84 | 39.96 | 23.98 | | 30.00 | | 23.98 | | |
| HE80 | MCS0 | 2 | 58 | 5290 | 76.84 | 76.72 | 80.88 | 80.88 | 23.98 | | 30.00 | | 23.98 | | |

***TEST RESULTS DATA***
***Average Power Table***

| UNII-2A | | | | | | | | | | | | | | | | | |
|---|---|---|---|---|---|---|---|---|---|---|---|---|---|---|---|---|---|
| Mod. | Data Rate | NTX | CH. | RU Config | Freq. (MHz) | Duty Factor (dB) | | Average Conducted Power (dBm) | | | FCC Conducted Power Limit (dBm) | | DG (dBi) | | EIRP Power Limit (dBm) | Pass/Fail | Power Setting |
| | | | | | | Ant 0 | Ant 1 | Ant 0 | Ant 1 | SUM | Ant 0 | Ant 1 | Ant 0 | Ant 1 | | | |
| 11a | 6Mbps | 2 | 52 | Full | 5260 | 0.41 | 0.41 | 16.76 | 16.53 | 19.65 | 23.98 | | 6.00 | | 26.99 | Pass | 15 |
| 11a | 6Mbps | 2 | 60 | Full | 5300 | 0.41 | 0.41 | 16.99 | 16.36 | 19.69 | 23.98 | | 6.00 | | 26.99 | Pass | 15.5 |
| 11a | 6Mbps | 2 | 64 | Full | 5320 | 0.41 | 0.41 | 16.88 | 16.59 | 19.74 | 23.98 | | 6.00 | | 26.99 | Pass | 15.5 |
| HT20 | MCS0 | 2 | 52 | Full | 5260 | 0.40 | 0.40 | 16.94 | 16.54 | 19.76 | 23.98 | | 6.00 | | 26.99 | Pass | 15 |
| HT20 | MCS0 | 2 | 60 | Full | 5300 | 0.40 | 0.40 | 16.33 | 16.20 | 19.28 | 23.98 | | 6.00 | | 26.99 | Pass | 15 |
| HT20 | MCS0 | 2 | 64 | Full | 5320 | 0.40 | 0.40 | 16.04 | 16.32 | 19.19 | 23.98 | | 6.00 | | 26.99 | Pass | 15 |
| HT40 | MCS0 | 2 | 54 | Full | 5270 | 0.50 | 0.49 | 16.64 | 16.50 | 19.58 | 23.98 | | 6.00 | | 26.99 | Pass | 15 |
| HT40 | MCS0 | 2 | 62 | Full | 5310 | 0.50 | 0.49 | 14.84 | 15.66 | 18.28 | 23.98 | | 6.00 | | 26.99 | Pass | 14 |
| VHT20 | MCS0 | 2 | 52 | Full | 5260 | 0.41 | 0.41 | 16.89 | 16.49 | 19.70 | 23.98 | | 6.00 | | 26.99 | Pass | 15 |
| VHT20 | MCS0 | 2 | 60 | Full | 5300 | 0.41 | 0.41 | 16.28 | 16.15 | 19.22 | 23.98 | | 6.00 | | 26.99 | Pass | 15 |
| VHT20 | MCS0 | 2 | 64 | Full | 5320 | 0.41 | 0.41 | 15.99 | 16.27 | 19.14 | 23.98 | | 6.00 | | 26.99 | Pass | 15 |
| VHT40 | MCS0 | 2 | 54 | Full | 5270 | 0.53 | 0.50 | 16.61 | 16.45 | 19.54 | 23.98 | | 6.00 | | 26.99 | Pass | 15 |
| VHT40 | MCS0 | 2 | 62 | Full | 5310 | 0.53 | 0.50 | 14.81 | 15.63 | 18.25 | 23.98 | | 6.00 | | 26.99 | Pass | 14 |
| VHT80 | MCS0 | 2 | 58 | Full | 5290 | 1.03 | 1.03 | 11.35 | 11.34 | 14.35 | 23.98 | | 6.00 | | 26.99 | Pass | 10 |
| HE20 | MCS0 | 2 | 52 | Full | 5260 | 0.42 | 0.42 | 17.01 | 16.61 | 19.83 | 23.98 | | 6.00 | | 26.99 | Pass | 15 |
| | | | | 26/0 | | 2.90 | 2.94 | 8.21 | 7.81 | 11.02 | 23.98 | | 6.00 | | 26.99 | Pass | 6.5 |
| | | | | 52/37 | | 3.09 | 3.03 | 10.96 | 10.30 | 13.65 | 23.98 | | 6.00 | | 26.99 | Pass | 9 |
| | | | | 106/53 | | 3.26 | 3.28 | 13.91 | 13.42 | 16.68 | 23.98 | | 6.00 | | 26.99 | Pass | 12 |
| | | | 60 | Full | 5300 | 0.42 | 0.42 | 16.40 | 16.27 | 19.35 | 23.98 | | 6.00 | | 26.99 | Pass | 15 |
| | | | | 26/4 | | 3.07 | 2.93 | 8.35 | 8.02 | 11.20 | 23.98 | | 6.00 | | 26.99 | Pass | 7 |
| | | | | 52/39 | | 3.01 | 3.03 | 10.02 | 9.78 | 12.91 | 23.98 | | 6.00 | | 26.99 | Pass | 8.5 |
| | | | | 106/54 | | 3.26 | 3.26 | 12.41 | 12.13 | 15.28 | 23.98 | | 6.00 | | 26.99 | Pass | 11 |
| | | | 64 | Full | 5320 | 0.42 | 0.42 | 16.11 | 16.39 | 19.26 | 23.98 | | 6.00 | | 26.99 | Pass | 15 |
| | | | | 26/8 | | 2.94 | 2.94 | 7.93 | 7.71 | 10.83 | 23.98 | | 6.00 | | 26.99 | Pass | 6.5 |
| | | | | 52/40 | | 3.01 | 3.01 | 10.42 | 10.19 | 13.32 | 23.98 | | 6.00 | | 26.99 | Pass | 9 |
| | | | | 106/54 | | 3.26 | 3.26 | 13.47 | 13.21 | 16.35 | 23.98 | | 6.00 | | 26.99 | Pass | 12 |
| HE40 | MCS0 | 2 | 54 | Full | 5270 | 0.66 | 0.65 | 16.87 | 16.73 | 19.81 | 23.98 | | 6.00 | | 26.99 | Pass | 15 |
| | | | | 242/61 | | 3.87 | 3.81 | 15.02 | 15.15 | 18.10 | 23.98 | | 6.00 | | 26.99 | Pass | 12.5 |
| | | | 62 | Full | 5310 | 0.66 | 0.65 | 15.14 | 15.88 | 18.53 | 23.98 | | 6.00 | | 26.99 | Pass | 14 |
| | | | | 242/62 | | 3.62 | 3.55 | 13.37 | 13.63 | 16.51 | 23.98 | | 6.00 | | 26.99 | Pass | 11.5 |
| HE80 | MCS0 | 2 | 58 | Full | 5290 | 1.24 | 1.24 | 11.58 | 11.57 | 14.59 | 23.98 | | 6.00 | | 26.99 | Pass | 10 |
| | | | | 484/66 | | 3.84 | 3.84 | 9.08 | 9.40 | 12.25 | 23.98 | | 6.00 | | 26.99 | Pass | 8 |

***TEST RESULTS DATA***
***Power Spectral Density***

| UNII-2A | | | | | | | | | | | | | | | | |
|---|---|---|---|---|---|---|---|---|---|---|---|---|---|---|---|---|
| Mod. | Data Rate | NTX | CH. | RU Config | Freq. (MHz) | Duty Factor (dB) | | Average Power Density (dBm/MHz) | | | Average PSD Limit (dBm/MHz) | | DG (dBi) | | Pass /Fail |
| | | | | | | Ant 0 | Ant 1 | Ant 0 | Ant 1 | SUM | Ant 0 | Ant 1 | Ant 0 | Ant 1 | |
| 11a | 6Mbps | 2 | 52 | Full | 5260 | 0.41 | 0.41 | | | 8.58 | 8.71 | | 8.29 | | Pass |
| 11a | 6Mbps | 2 | 60 | Full | 5300 | 0.41 | 0.41 | | | 8.65 | 8.71 | | 8.29 | | Pass |
| 11a | 6Mbps | 2 | 64 | Full | 5320 | 0.41 | 0.41 | | | 8.65 | 8.71 | | 8.29 | | Pass |
| HE20 | MCS0 | 2 | 52 | Full | 5260 | 0.42 | 0.42 | | | 7.86 | 8.71 | | 8.29 | | Pass |
| | | | | 26/0 | | 2.90 | 2.94 | | | 7.80 | 8.71 | | 8.29 | | Pass |
| | | | | 52/37 | | 3.09 | 3.03 | | | 7.69 | 8.71 | | 8.29 | | Pass |
| | | | | 106/53 | | 3.26 | 3.28 | | | 7.81 | 8.71 | | 8.29 | | Pass |
| HE20 | MCS0 | 2 | 60 | Full | 5300 | 0.42 | 0.42 | | | 7.88 | 8.71 | | 8.29 | | Pass |
| | | | | 26/4 | | 3.07 | 2.93 | | | 7.58 | 8.71 | | 8.29 | | Pass |
| | | | | 52/39 | | 3.01 | 3.03 | | | 7.51 | 8.71 | | 8.29 | | Pass |
| | | | | 106/54 | | 3.26 | 3.26 | | | 7.45 | 8.71 | | 8.29 | | Pass |
| HE20 | MCS0 | 2 | 64 | Full | 5320 | 0.42 | 0.42 | | | 7.82 | 8.71 | | 8.29 | | Pass |
| | | | | 26/8 | | 2.94 | 2.94 | | | 7.61 | 8.71 | | 8.29 | | Pass |
| | | | | 52/40 | | 3.01 | 3.01 | | | 7.67 | 8.71 | | 8.29 | | Pass |
| | | | | 106/54 | | 3.26 | 3.26 | | | 7.78 | 8.71 | | 8.29 | | Pass |
| HE40 | MCS0 | 2 | 54 | Full | 5270 | 0.66 | 0.65 | | | 6.04 | 8.71 | | 8.29 | | Pass |
| | | | | 242/61 | | 3.87 | 3.81 | | | 5.78 | 8.71 | | 8.29 | | Pass |
| HE40 | MCS0 | 2 | 62 | Full | 5310 | 0.66 | 0.65 | | | 4.80 | 8.71 | | 8.29 | | Pass |
| | | | | 242/62 | | 3.62 | 3.55 | | | 4.49 | 8.71 | | 8.29 | | Pass |
| HE80 | MCS0 | 2 | 58 | Full | 5290 | 1.24 | 1.24 | | | -2.31 | 8.71 | | 8.29 | | Pass |
| | | | | 484/66 | | 3.84 | 3.84 | | | -2.40 | 8.71 | | 8.29 | | Pass |

## ***TEST RESULTS DATA***
## ***26dB and 99% OBW***

| UNII-2C | | | | | | | | | | | | | | | |
|---|---|---|---|---|---|---|---|---|---|---|---|---|---|---|---|
| Mod. | Data Rate | NTX | CH. | Freq. (MHz) | 99% Bandwidth (MHz) | | 26 dB Bandwidth (MHz) | | IC 99% Bandwidth Power Limit (dBm) | | IC 99% Bandwidth EIRP Limit (dBm) | | FCC 26dB Bandwidth Power Limit (dBm) | | Note |
| | | | | | Ant 0 | Ant 1 | Ant 0 | Ant 1 | Ant 0 | Ant 1 | Ant 0 | Ant 1 | Ant 0 | Ant 1 | |
| 11a | 6Mbps | 2 | 100 | 5500 | 17.58 | 17.08 | 26.28 | 25.44 | 23.33 | | 29.33 | | 23.98 | | |
| 11a | 6Mbps | 2 | 116 | 5580 | 17.53 | 17.08 | 26.64 | 25.44 | 23.33 | | 29.33 | | 23.98 | | |
| 11a | 6Mbps | 2 | 140 | 5700 | 17.53 | 17.18 | 26.88 | 26.34 | 23.35 | | 29.35 | | 23.98 | | |
| 11a | 6Mbps | 2 | 144 | 5720 | 17.53 | 17.08 | 26.22 | 24.66 | 23.33 | | 29.33 | | 23.98 | | |
| HE20 | MCS0 | 2 | 100 | 5500 | 19.13 | 19.08 | 23.04 | 22.32 | 23.81 | | 29.81 | | 23.98 | | |
| HE20 | MCS0 | 2 | 116 | 5580 | 19.13 | 19.13 | 22.20 | 22.02 | 23.82 | | 29.82 | | 23.98 | | |
| HE20 | MCS0 | 2 | 140 | 5700 | 19.13 | 19.13 | 22.20 | 22.50 | 23.82 | | 29.82 | | 23.98 | | |
| HE20 | MCS0 | 2 | 144 | 5720 | 19.08 | 19.08 | 22.20 | 22.86 | 23.81 | | 29.81 | | 23.98 | | |
| HE40 | MCS0 | 2 | 102 | 5510 | 37.46 | 37.46 | 39.72 | 39.84 | 23.98 | | 30.00 | | 23.98 | | |
| HE40 | MCS0 | 2 | 110 | 5550 | 37.46 | 37.46 | 39.96 | 39.96 | 23.98 | | 30.00 | | 23.98 | | |
| HE40 | MCS0 | 2 | 134 | 5670 | 37.46 | 37.56 | 39.96 | 39.84 | 23.98 | | 30.00 | | 23.98 | | |
| HE40 | MCS0 | 2 | 142 | 5710 | 37.46 | 37.36 | 39.84 | 39.72 | 23.98 | | 30.00 | | 23.98 | | |
| HE80 | MCS0 | 2 | 106 | 5530 | 76.84 | 76.60 | 80.88 | 80.64 | 23.98 | | 30.00 | | 23.98 | | |
| HE80 | MCS0 | 2 | 122 | 5610 | 76.60 | 76.84 | 80.88 | 80.88 | 23.98 | | 30.00 | | 23.98 | | |
| HE80 | MCS0 | 2 | 138 | 5690 | 76.72 | 76.60 | 80.88 | 80.64 | 23.98 | | 30.00 | | 23.98 | | |

## ***TEST RESULTS DATA***
## ***Average Power Table***

| UNII-2C | | | | | | | | | | | | | | | | | |
|---|---|---|---|---|---|---|---|---|---|---|---|---|---|---|---|---|---|
| Mod. | Data Rate | NTX | CH. | RU Config | Freq. (MHz) | Duty Factor (dB) | | Average Conducted Power (dBm) | | | FCC Conducted Power Limit (dBm) | | DG (dBi) | | EIRP Power Limit (dBm) | Pass/Fail | Power Setting |
| | | | | | | Ant 0 | Ant 1 | Ant 0 | Ant 1 | SUM | Ant 0 | Ant 1 | Ant 0 | Ant 1 | | | |
| 11a | 6Mbps | 2 | 100 | Full | 5500 | 0.41 | 0.41 | 15.93 | 16.05 | 19.00 | 23.98 | | 5.90 | | 26.99 | Pass | 15 |
| 11a | 6Mbps | 2 | 116 | Full | 5580 | 0.41 | 0.41 | 15.55 | 15.87 | 18.72 | 23.98 | | 5.90 | | 26.99 | Pass | 15 |
| 11a | 6Mbps | 2 | 140 | Full | 5700 | 0.41 | 0.41 | 16.77 | 15.36 | 19.13 | 23.98 | | 5.90 | | 26.99 | Pass | 15 |
| 11a | 6Mbps | 2 | 144 | Full | 5720 | 0.41 | 0.41 | 16.90 | 15.92 | 19.44 | 23.98 | | 5.90 | | 26.99 | Pass | 16 |
| HT20 | MCS0 | 2 | 100 | Full | 5500 | 0.40 | 0.40 | 16.26 | 16.10 | 19.19 | 23.98 | | 5.90 | | 26.99 | Pass | 15 |
| HT20 | MCS0 | 2 | 116 | Full | 5580 | 0.40 | 0.40 | 15.38 | 15.93 | 18.68 | 23.98 | | 5.90 | | 26.99 | Pass | 15 |
| HT20 | MCS0 | 2 | 140 | Full | 5700 | 0.40 | 0.40 | 16.76 | 15.38 | 19.14 | 23.98 | | 5.90 | | 26.99 | Pass | 15 |
| HT20 | MCS0 | 2 | 144 | Full | 5720 | 0.40 | 0.40 | 16.78 | 15.48 | 19.19 | 23.98 | | 5.90 | | 26.99 | Pass | 15 |
| HT40 | MCS0 | 2 | 102 | Full | 5510 | 0.50 | 0.49 | 15.98 | 16.39 | 19.20 | 23.98 | | 5.90 | | 26.99 | Pass | 15 |
| HT40 | MCS0 | 2 | 110 | Full | 5550 | 0.50 | 0.49 | 15.15 | 15.27 | 18.22 | 23.98 | | 5.90 | | 26.99 | Pass | 15 |
| HT40 | MCS0 | 2 | 134 | Full | 5670 | 0.50 | 0.49 | 16.49 | 15.58 | 19.07 | 23.98 | | 5.90 | | 26.99 | Pass | 15 |
| HT40 | MCS0 | 2 | 142 | Full | 5710 | 0.50 | 0.49 | 16.39 | 15.53 | 18.99 | 23.98 | | 5.90 | | 26.99 | Pass | 15 |
| VHT20 | MCS0 | 2 | 100 | Full | 5500 | 0.41 | 0.41 | 16.21 | 16.05 | 19.14 | 23.98 | | 5.90 | | 26.99 | Pass | 15 |
| VHT20 | MCS0 | 2 | 116 | Full | 5580 | 0.41 | 0.41 | 15.33 | 15.88 | 18.62 | 23.98 | | 5.90 | | 26.99 | Pass | 15 |
| VHT20 | MCS0 | 2 | 140 | Full | 5700 | 0.41 | 0.41 | 16.71 | 15.33 | 19.08 | 23.98 | | 5.90 | | 26.99 | Pass | 15 |
| VHT20 | MCS0 | 2 | 144 | Full | 5720 | 0.41 | 0.41 | 16.73 | 15.43 | 19.14 | 23.98 | | 5.90 | | 26.99 | Pass | 15 |
| VHT40 | MCS0 | 2 | 102 | Full | 5510 | 0.53 | 0.50 | 15.95 | 16.34 | 19.16 | 23.98 | | 5.90 | | 26.99 | Pass | 15 |
| VHT40 | MCS0 | 2 | 110 | Full | 5550 | 0.53 | 0.50 | 15.12 | 15.22 | 18.18 | 23.98 | | 5.90 | | 26.99 | Pass | 15 |
| VHT40 | MCS0 | 2 | 134 | Full | 5670 | 0.53 | 0.50 | 16.46 | 15.53 | 19.03 | 23.98 | | 5.90 | | 26.99 | Pass | 15 |
| VHT40 | MCS0 | 2 | 142 | Full | 5710 | 0.53 | 0.50 | 16.36 | 15.48 | 18.95 | 23.98 | | 5.90 | | 26.99 | Pass | 15 |
| VHT80 | MCS0 | 2 | 106 | Full | 5530 | 1.03 | 1.03 | 14.98 | 15.00 | 18.00 | 23.98 | | 5.90 | | 26.99 | Pass | 14 |
| VHT80 | MCS0 | 2 | 122 | Full | 5610 | 1.03 | 1.03 | 15.34 | 15.97 | 18.68 | 23.98 | | 5.90 | | 26.99 | Pass | 15 |
| VHT80 | MCS0 | 2 | 138 | Full | 5690 | 1.03 | 1.03 | 16.30 | 15.42 | 18.89 | 23.98 | | 5.90 | | 26.99 | Pass | 15 |
| HE20 | MCS0 | 2 | 100 | Full | 5500 | 0.42 | 0.42 | 16.33 | 16.17 | 19.26 | 23.98 | | 5.90 | | 26.99 | Pass | 15 |
| | | | | 26/0 | | 2.90 | 2.94 | 7.52 | 7.23 | 10.39 | 23.98 | | 5.90 | | 26.99 | Pass | 6.5 |
| | | | | 52/37 | | 3.09 | 3.03 | 10.15 | 9.75 | 12.96 | 23.98 | | 5.90 | | 26.99 | Pass | 9 |
| | | | | 106/53 | | 3.26 | 3.28 | 13.14 | 12.76 | 15.96 | 23.98 | | 5.90 | | 26.99 | Pass | 12 |
| | | | 116 | Full | 5580 | 0.42 | 0.42 | 15.45 | 16.00 | 18.75 | 23.98 | | 5.90 | | 26.99 | Pass | 15 |
| | | | | 26/4 | | 3.07 | 2.93 | 7.85 | 7.74 | 10.81 | 23.98 | | 5.90 | | 26.99 | Pass | 7 |
| | | | | 52/38 | | 3.22 | 3.22 | 9.90 | 9.81 | 12.87 | 23.98 | | 5.90 | | 26.99 | Pass | 9 |
| | | | | 106/53 | | 3.26 | 3.28 | 12.75 | 12.71 | 15.74 | 23.98 | | 5.90 | | 26.99 | Pass | 12 |
| | | | 140 | Full | 5700 | 0.42 | 0.42 | 16.83 | 15.45 | 19.21 | 23.98 | | 5.90 | | 26.99 | Pass | 15 |
| | | | | 26/8 | | 2.94 | 2.94 | 8.16 | 7.02 | 10.64 | 23.98 | | 5.90 | | 26.99 | Pass | 6.5 |
| | | | | 52/40 | | 3.01 | 3.01 | 10.85 | 9.84 | 13.38 | 23.98 | | 5.90 | | 26.99 | Pass | 9.5 |
| | | | | 106/54 | | 3.26 | 3.26 | 13.35 | 12.31 | 15.87 | 23.98 | | 5.90 | | 26.99 | Pass | 12 |
| | | | 144 | Full | 5720 | 0.42 | 0.42 | 16.85 | 15.55 | 19.26 | 23.98 | | 5.90 | | 26.99 | Pass | 15 |
| | | | | 26/8 | | 2.94 | 2.94 | 8.21 | 7.02 | 10.67 | 23.98 | | 5.90 | | 26.99 | Pass | 6.5 |
| | | | | 52/40 | | 3.01 | 3.01 | 11.16 | 9.89 | 13.58 | 23.98 | | 5.90 | | 26.99 | Pass | 9.5 |
| | | | | 106/54 | | 3.26 | 3.26 | 13.46 | 12.42 | 15.98 | 23.98 | | 5.90 | | 26.99 | Pass | 12 |
| HE40 | MCS0 | 2 | 102 | Full | 5510 | 0.66 | 0.65 | 16.21 | 16.62 | 19.43 | 23.98 | | 5.90 | | 26.99 | Pass | 15 |
| | | | | 242/61 | | 3.87 | 3.81 | 14.38 | 14.63 | 17.52 | 23.98 | | 5.90 | | 26.99 | Pass | 12.5 |
| | | | 110 | Full | 5550 | 0.66 | 0.65 | 15.38 | 15.50 | 18.45 | 23.98 | | 5.90 | | 26.99 | Pass | 15 |
| | | | | 242/61 | | 3.87 | 3.81 | 13.69 | 14.08 | 16.90 | 23.98 | | 5.90 | | 26.99 | Pass | 13 |
| | | | 134 | Full | 5670 | 0.66 | 0.65 | 16.72 | 15.81 | 19.30 | 23.98 | | 5.90 | | 26.99 | Pass | 15 |
| | | | | 242/62 | | 3.62 | 3.55 | 14.69 | 13.87 | 17.31 | 23.98 | | 5.90 | | 26.99 | Pass | 12.5 |
| | | | 142 | Full | 5710 | 0.66 | 0.65 | 16.62 | 15.76 | 19.22 | 23.98 | | 5.90 | | 26.99 | Pass | 15 |
| | | | | 242/62 | | 3.62 | 3.55 | 14.75 | 14.48 | 17.63 | 23.98 | | 5.90 | | 26.99 | Pass | 13 |
| HE80 | MCS0 | 2 | 106 | Full | 5530 | 1.24 | 1.24 | 15.21 | 15.24 | 18.24 | 23.98 | | 5.90 | | 26.99 | Pass | 14 |
| | | | | 484/65 | | 3.84 | 3.78 | 13.20 | 13.31 | 16.27 | 23.98 | | 5.90 | | 26.99 | Pass | 12.5 |
| | | | 122 | Full | 5610 | 1.24 | 1.24 | 15.61 | 16.24 | 18.95 | 23.98 | | 5.90 | | 26.99 | Pass | 15 |
| | | | | 484/66 | | 3.84 | 3.84 | 13.66 | 14.42 | 17.07 | 23.98 | | 5.90 | | 26.99 | Pass | 13.5 |
| | | | 138 | Full | 5690 | 1.24 | 1.24 | 16.57 | 15.69 | 19.17 | 23.98 | | 5.90 | | 26.99 | Pass | 15 |
| | | | | 484/66 | | 3.84 | 3.84 | 14.48 | 14.07 | 17.29 | 23.98 | | 5.90 | | 26.99 | Pass | 13.5 |

## ***TEST RESULTS DATA***
## ***Power Spectral Density***

| UNII-2C | | | | | | | | | | | | | | | | |
|---|---|---|---|---|---|---|---|---|---|---|---|---|---|---|---|---|
| Mod. | Data Rate | NTX | CH. | | Freq. (MHz) | Duty Factor (dB) | | Average Power Density (dBm/MHz) | | | Average PSD Limit (dBm/MHz) | | DG (dBi) | | Pass /Fail |
| | | | | | | Ant 0 | Ant 1 | Ant 0 | Ant 1 | SUM | Ant 0 | Ant 1 | Ant 0 | Ant 1 | |
| 11a | 6Mbps | 2 | 100 | Full | 5500 | 0.41 | 0.41 | | | 8.20 | 8.53 | | 8.47 | | Pass |
| 11a | 6Mbps | 2 | 116 | Full | 5580 | 0.41 | 0.41 | | | 7.64 | 8.53 | | 8.47 | | Pass |
| 11a | 6Mbps | 2 | 140 | Full | 5700 | 0.41 | 0.41 | | | 8.22 | 8.53 | | 8.47 | | Pass |
| 11a | 6Mbps | 2 | 144 | Full | 5720 | 0.41 | 0.41 | | | 8.48 | 8.53 | | 8.47 | | Pass |
| HE20 | MCS0 | 2 | 100 | Full | 5500 | 0.42 | 0.42 | | | 7.70 | 8.53 | | 8.47 | | Pass |
| | | | | 26/0 | | 2.90 | 2.94 | | | 7.35 | 8.53 | | 8.47 | | Pass |
| | | | | 52/37 | | 3.09 | 3.03 | | | 7.38 | 8.53 | | 8.47 | | Pass |
| | | | | 106/53 | | 3.26 | 3.28 | | | 7.61 | 8.53 | | 8.47 | | Pass |
| HE20 | MCS0 | 2 | 116 | Full | 5580 | 0.42 | 0.42 | | | 7.02 | 8.53 | | 8.47 | | Pass |
| | | | | 26/4 | | 3.07 | 2.93 | | | 6.70 | 8.53 | | 8.47 | | Pass |
| | | | | 52/38 | | 3.22 | 3.22 | | | 6.78 | 8.53 | | 8.47 | | Pass |
| | | | | 106/53 | | 3.26 | 3.28 | | | 6.90 | 8.53 | | 8.47 | | Pass |
| HE20 | MCS0 | 2 | 140 | Full | 5700 | 0.42 | 0.42 | | | 7.64 | 8.53 | | 8.47 | | Pass |
| | | | | 26/8 | | 2.94 | 2.94 | | | 7.41 | 8.53 | | 8.47 | | Pass |
| | | | | 52/40 | | 3.01 | 3.01 | | | 7.55 | 8.53 | | 8.47 | | Pass |
| | | | | 106/54 | | 3.26 | 3.26 | | | 7.36 | 8.53 | | 8.47 | | Pass |
| HE20 | MCS0 | 2 | 144 | Full | 5720 | 0.42 | 0.42 | | | 7.70 | 8.53 | | 8.47 | | Pass |
| | | | | 26/8 | | 2.94 | 2.94 | | | 7.28 | 8.53 | | 8.47 | | Pass |
| | | | | 52/40 | | 3.01 | 3.01 | | | 7.57 | 8.53 | | 8.47 | | Pass |
| | | | | 106/54 | | 3.26 | 3.26 | | | 7.32 | 8.53 | | 8.47 | | Pass |
| HE40 | MCS0 | 2 | 102 | Full | 5510 | 0.66 | 0.65 | | | 5.67 | 8.53 | | 8.47 | | Pass |
| | | | | 242/61 | | 3.87 | 3.81 | | | 5.58 | 8.53 | | 8.47 | | Pass |
| HE40 | MCS0 | 2 | 110 | Full | 5550 | 0.66 | 0.65 | | | 4.86 | 8.53 | | 8.47 | | Pass |
| | | | | 242/61 | | 3.87 | 3.81 | | | 4.74 | 8.53 | | 8.47 | | Pass |
| HE40 | MCS0 | 2 | 134 | Full | 5670 | 0.66 | 0.65 | | | 5.80 | 8.53 | | 8.47 | | Pass |
| | | | | 242/62 | | 3.62 | 3.55 | | | 5.25 | 8.53 | | 8.47 | | Pass |
| HE40 | MCS0 | 2 | 142 | Full | 5710 | 0.66 | 0.65 | | | 5.51 | 8.53 | | 8.47 | | Pass |
| | | | | 242/62 | | 3.62 | 3.55 | | | 5.44 | 8.53 | | 8.47 | | Pass |
| HE80 | MCS0 | 2 | 106 | Full | 5530 | 1.24 | 1.24 | | | 1.69 | 8.53 | | 8.47 | | Pass |
| | | | | 484/65 | | 3.84 | 3.78 | | | 1.24 | 8.53 | | 8.47 | | Pass |
| HE80 | MCS0 | 2 | 122 | Full | 5610 | 1.24 | 1.24 | | | 2.20 | 8.53 | | 8.47 | | Pass |
| | | | | 484/66 | | 3.84 | 3.84 | | | 2.09 | 8.53 | | 8.47 | | Pass |
| HE80 | MCS0 | 2 | 138 | Full | 5690 | 1.24 | 1.24 | | | 2.42 | 8.53 | | 8.47 | | Pass |
| | | | | 484/66 | | 3.84 | 3.84 | | | 2.25 | 8.53 | | 8.47 | | Pass |

## ***TEST RESULTS DATA***
## ***6dB and 26dB EBW and 99% OBW***

| UNII-3 | | | | | | | | | | | | | |
|---|---|---|---|---|---|---|---|---|---|---|---|---|---|
| Mod. | Data Rate | NTX | CH. | Freq. (MHz) | 99% Bandwidth (MHz) | | 26dB Bandwidth (MHz) | | 6 dB Bandwidth (MHz) | | 6 dB Bandwidth Min. Limit (MHz) | | Pass/Fail |
| | | | | | Ant 0 | Ant 1 | Ant 0 | Ant 1 | Ant 0 | Ant 1 | Ant 0 | Ant 1 | |
| 11a | 6Mbps | 2 | 149 | 5745 | 17.53 | 17.08 | 26.94 | 27.60 | 16.35 | 16.45 | 0.5 | | Pass |
| 11a | 6Mbps | 2 | 157 | 5785 | 17.58 | 17.08 | 26.64 | 27.24 | 16.45 | 16.45 | 0.5 | | Pass |
| 11a | 6Mbps | 2 | 165 | 5825 | 17.43 | 17.03 | 26.88 | 24.60 | 16.40 | 16.45 | 0.5 | | Pass |
| HE20 | MCS0 | 2 | 149 | 5745 | 19.13 | 19.08 | 23.04 | 22.56 | 18.45 | 18.75 | 0.5 | | Pass |
| HE20 | MCS0 | 2 | 157 | 5785 | 19.13 | 19.03 | 22.62 | 22.80 | 18.55 | 18.85 | 0.5 | | Pass |
| HE20 | MCS0 | 2 | 165 | 5825 | 19.08 | 19.03 | 22.62 | 22.14 | 19.00 | 18.95 | 0.5 | | Pass |
| HE40 | MCS0 | 2 | 151 | 5755 | 37.46 | 37.46 | 39.84 | 39.84 | 35.73 | 35.28 | 0.5 | | Pass |
| HE40 | MCS0 | 2 | 159 | 5795 | 37.46 | 37.56 | 40.08 | 39.96 | 35.28 | 34.02 | 0.5 | | Pass |
| HE80 | MCS0 | 2 | 155 | 5775 | 76.72 | 76.84 | 80.88 | 80.88 | 75.52 | 75.52 | 0.5 | | Pass |

***TEST RESULTS DATA***
***Average Power Table***

| UNII-3 | | | | | | | | | | | | | | | | | |
|---|---|---|---|---|---|---|---|---|---|---|---|---|---|---|---|---|---|
| Mod. | Data Rate | NTX | CH. | RU Config | Freq. (MHz) | Duty Factor (dB) | | Average Conducted Power (dBm) | | | FCC Conducted Power Limit (dBm) | | DG (dBi) | | Pass/Fail | Power Setting |
| | | | | | | Ant 0 | Ant 1 | Ant 0 | Ant 1 | SUM | Ant 0 | Ant 1 | Ant 0 | Ant 1 | | |
| 11a | 6Mbps | 2 | 149 | Full | 5745 | 0.41 | 0.41 | 18.85 | 17.70 | 21.32 | 30.00 | | 6.00 | | Pass | 17 |
| 11a | 6Mbps | 2 | 157 | Full | 5785 | 0.41 | 0.41 | 18.89 | 17.82 | 21.39 | 30.00 | | 6.00 | | Pass | 17 |
| 11a | 6Mbps | 2 | 165 | Full | 5825 | 0.41 | 0.41 | 18.64 | 18.03 | 21.35 | 30.00 | | 6.00 | | Pass | 17 |
| HT20 | MCS0 | 2 | 149 | Full | 5745 | 0.40 | 0.40 | 16.66 | 15.71 | 19.22 | 30.00 | | 6.00 | | Pass | 15 |
| HT20 | MCS0 | 2 | 157 | Full | 5785 | 0.40 | 0.40 | 16.69 | 15.82 | 19.29 | 30.00 | | 6.00 | | Pass | 15 |
| HT20 | MCS0 | 2 | 165 | Full | 5825 | 0.40 | 0.40 | 16.45 | 15.90 | 19.20 | 30.00 | | 6.00 | | Pass | 15 |
| HT40 | MCS0 | 2 | 151 | Full | 5755 | 0.50 | 0.49 | 16.46 | 16.09 | 19.29 | 30.00 | | 6.00 | | Pass | 15 |
| HT40 | MCS0 | 2 | 159 | Full | 5795 | 0.50 | 0.49 | 16.23 | 16.20 | 19.23 | 30.00 | | 6.00 | | Pass | 15 |
| VHT20 | MCS0 | 2 | 149 | Full | 5745 | 0.41 | 0.41 | 16.55 | 15.63 | 19.12 | 30.00 | | 6.00 | | Pass | 15 |
| VHT20 | MCS0 | 2 | 157 | Full | 5785 | 0.41 | 0.41 | 16.60 | 15.77 | 19.21 | 30.00 | | 6.00 | | Pass | 15 |
| VHT20 | MCS0 | 2 | 165 | Full | 5825 | 0.41 | 0.41 | 16.39 | 15.82 | 19.12 | 30.00 | | 6.00 | | Pass | 15 |
| VHT40 | MCS0 | 2 | 151 | Full | 5755 | 0.53 | 0.50 | 16.42 | 16.04 | 19.24 | 30.00 | | 6.00 | | Pass | 15 |
| VHT40 | MCS0 | 2 | 159 | Full | 5795 | 0.53 | 0.50 | 16.17 | 16.14 | 19.17 | 30.00 | | 6.00 | | Pass | 15 |
| VHT80 | MCS0 | 2 | 155 | Full | 5775 | 1.03 | 1.03 | 16.44 | 15.72 | 19.10 | 30.00 | | 6.00 | | Pass | 15 |
| HE20 | MCS0 | 2 | 149 | Full | 5745 | 0.42 | 0.42 | 16.81 | 15.85 | 19.37 | 30.00 | | 6.00 | | Pass | 15 |
| HE20 | MCS0 | 2 | 149 | 26/0 | 5745 | 2.90 | 2.94 | 7.88 | 6.67 | 10.33 | 30.00 | | 6.00 | | Pass | 6 |
| HE20 | MCS0 | 2 | 149 | 52/37 | 5745 | 3.09 | 3.03 | 10.95 | 9.63 | 13.35 | 30.00 | | 6.00 | | Pass | 9 |
| HE20 | MCS0 | 2 | 149 | 106/53 | 5745 | 3.26 | 3.28 | 13.45 | 12.12 | 15.85 | 30.00 | | 6.00 | | Pass | 11.5 |
| HE20 | MCS0 | 2 | 157 | Full | 5785 | 0.42 | 0.42 | 16.85 | 15.94 | 19.43 | 30.00 | | 6.00 | | Pass | 15 |
| HE20 | MCS0 | 2 | 157 | 26/4 | 5785 | 3.07 | 2.93 | 8.46 | 7.19 | 10.88 | 30.00 | | 6.00 | | Pass | 6.5 |
| HE20 | MCS0 | 2 | 157 | 52/38 | 5785 | 3.22 | 3.22 | 10.95 | 9.78 | 13.41 | 30.00 | | 6.00 | | Pass | 9 |
| HE20 | MCS0 | 2 | 157 | 106/53 | 5785 | 3.26 | 3.28 | 13.89 | 12.72 | 16.35 | 30.00 | | 6.00 | | Pass | 12 |
| HE20 | MCS0 | 2 | 165 | Full | 5825 | 0.42 | 0.42 | 16.57 | 16.04 | 19.32 | 30.00 | | 6.00 | | Pass | 15 |
| HE20 | MCS0 | 2 | 165 | 26/8 | 5825 | 2.94 | 2.94 | 7.78 | 6.65 | 10.26 | 30.00 | | 6.00 | | Pass | 6 |
| HE20 | MCS0 | 2 | 165 | 52/40 | 5825 | 3.01 | 3.01 | 10.80 | 9.62 | 13.26 | 30.00 | | 6.00 | | Pass | 9 |
| HE20 | MCS0 | 2 | 165 | 106/54 | 5825 | 3.26 | 3.26 | 13.35 | 12.22 | 15.83 | 30.00 | | 6.00 | | Pass | 11.5 |
| HE40 | MCS0 | 2 | 151 | Full | 5755 | 0.66 | 0.65 | 16.62 | 16.25 | 19.45 | 30.00 | | 6.00 | | Pass | 15 |
| HE40 | MCS0 | 2 | 151 | 242/61 | 5755 | 3.87 | 3.81 | 15.28 | 14.25 | 17.81 | 30.00 | | 6.00 | | Pass | 12.5 |
| HE40 | MCS0 | 2 | 159 | Full | 5795 | 0.66 | 0.65 | 16.40 | 16.36 | 19.39 | 30.00 | | 6.00 | | Pass | 15 |
| HE40 | MCS0 | 2 | 159 | 242/62 | 5795 | 3.62 | 3.55 | 14.85 | 14.21 | 17.55 | 30.00 | | 6.00 | | Pass | 12.5 |
| HE80 | MCS0 | 2 | 155 | Full | 5775 | 1.24 | 1.24 | 16.61 | 15.86 | 19.26 | 30.00 | | 6.00 | | Pass | 15 |
| HE80 | MCS0 | 2 | 155 | 484/65 | 5775 | 3.84 | 3.78 | 13.73 | 12.75 | 16.28 | 30.00 | | 6.00 | | Pass | 12 |
| HE80 | MCS0 | 2 | 155 | 484/66 | 5775 | 3.84 | 3.84 | 13.74 | 12.78 | 16.30 | 30.00 | | 6.00 | | Pass | 12 |

## ***TEST RESULTS DATA***
## ***Power Spectral Density***

| Band IV | | | | | | | | | | | | | | | | | | |
|---|---|---|---|---|---|---|---|---|---|---|---|---|---|---|---|---|---|---|
| Mod. | Data Rate | NTX | CH. | RU Config | Freq. (MHz) | Duty Factor (dB) | | 10log (500kHz /RBW) Factor (dB) | | Average Power Density (dBm/500kHz) | | | Average PSD Limit (dBm/500kHz) | | DG (dBi) | | Pass /Fail |
| | | | | | | Ant 0 | Ant 1 | Ant 0 | Ant 1 | Ant 0 | Ant 1 | SUM | Ant 0 | Ant 1 | Ant 0 | Ant 1 | |
| 11a | 6Mbps | 2 | 149 | Full | 5745 | 0.41 | 0.41 | 2.22 | | 2.59 | 1.62 | 8.22 | 27.24 | | 8.76 | | Pass |
| 11a | 6Mbps | 2 | 157 | Full | 5785 | 0.41 | 0.41 | 2.22 | | 2.73 | 1.81 | 8.36 | 27.24 | | 8.76 | | Pass |
| 11a | 6Mbps | 2 | 165 | Full | 5825 | 0.41 | 0.41 | 2.22 | | 2.45 | 2.07 | 8.08 | 27.24 | | 8.76 | | Pass |
| HE20 | MCS0 | 2 | 149 | Full | 5745 | 0.42 | 0.42 | 2.22 | | 0.05 | -1.09 | 5.70 | 27.24 | | 8.76 | | Pass |
| HE20 | MCS0 | 2 | 149 | 26/0 | 5745 | 2.90 | 2.94 | 2.22 | | -2.46 | -3.59 | 5.67 | 27.24 | | 8.76 | | Pass |
| HE20 | MCS0 | 2 | 149 | 52/37 | 5745 | 3.09 | 3.03 | 2.22 | | -2.69 | -3.94 | 5.63 | 27.24 | | 8.76 | | Pass |
| HE20 | MCS0 | 2 | 149 | 106/53 | 5745 | 3.26 | 3.28 | 2.22 | | -2.91 | -4.18 | 5.58 | 27.24 | | 8.76 | | Pass |
| HE20 | MCS0 | 2 | 157 | Full | 5785 | 0.42 | 0.42 | 2.22 | | 0.01 | -0.89 | 5.66 | 27.24 | | 8.76 | | Pass |
| HE20 | MCS0 | 2 | 157 | 26/4 | 5785 | 3.07 | 2.93 | 2.22 | | -2.78 | -3.69 | 5.52 | 27.24 | | 8.76 | | Pass |
| HE20 | MCS0 | 2 | 157 | 52/38 | 5785 | 3.22 | 3.22 | 2.22 | | -2.85 | -3.93 | 5.60 | 27.24 | | 8.76 | | Pass |
| HE20 | MCS0 | 2 | 157 | 106/53 | 5785 | 3.26 | 3.28 | 2.22 | | -3.06 | -3.99 | 5.43 | 27.24 | | 8.76 | | Pass |
| HE20 | MCS0 | 2 | 165 | Full | 5825 | 0.42 | 0.42 | 2.22 | | -0.03 | -1.15 | 5.62 | 27.24 | | 8.76 | | Pass |
| HE20 | MCS0 | 2 | 165 | 26/8 | 5825 | 2.94 | 2.94 | 2.22 | | -2.72 | -3.62 | 5.45 | 27.24 | | 8.76 | | Pass |
| HE20 | MCS0 | 2 | 165 | 52/40 | 5825 | 3.01 | 3.01 | 2.22 | | -2.79 | -3.80 | 5.45 | 27.24 | | 8.76 | | Pass |
| HE20 | MCS0 | 2 | 165 | 106/54 | 5825 | 3.26 | 3.26 | 2.22 | | -3.26 | -4.27 | 5.23 | 27.24 | | 8.76 | | Pass |
| HE40 | MCS0 | 2 | 151 | Full | 5755 | 0.66 | 0.65 | 2.22 | | -2.01 | -2.83 | 3.88 | 27.24 | | 8.76 | | Pass |
| HE40 | MCS0 | 2 | 151 | 242/61 | 5755 | 3.87 | 3.81 | 2.22 | | -5.30 | -6.04 | 3.80 | 27.24 | | 8.76 | | Pass |
| HE40 | MCS0 | 2 | 159 | Full | 5795 | 0.66 | 0.65 | 2.22 | | -2.30 | -2.55 | 3.59 | 27.24 | | 8.76 | | Pass |
| HE40 | MCS0 | 2 | 159 | 242/62 | 5795 | 3.62 | 3.55 | 2.22 | | -5.38 | -5.55 | 3.47 | 27.24 | | 8.76 | | Pass |
| HE80 | MCS0 | 2 | 155 | Full | 5775 | 1.24 | 1.24 | 2.22 | | -6.01 | -6.79 | 0.46 | 27.24 | | 8.76 | | Pass |
| HE80 | MCS0 | 2 | 155 | 484/65 | 5775 | 3.84 | 3.78 | 2.22 | | -8.85 | -9.97 | 0.22 | 27.24 | | 8.76 | | Pass |
| HE80 | MCS0 | 2 | 155 | 484/66 | 5775 | 3.84 | 3.84 | 2.22 | | -9.03 | -9.92 | 0.04 | 27.24 | | 8.76 | | Pass |

Note: SUM = MAX(MIMO Ant.0 PSD + Duty factor Ant.0, MIMO Ant.1 PSD + Duty factor Ant.1) + 10log(500/RBW)factor + 10*log2

# Appendix B. AC Conducted Emission Test Results

| | | | |
|---|---|---|---|
| **Test Engineer :** | Tao Zhang | **Temperature :** | 24~25℃ |
| | | **Relative Humidity :** | 48~49% |
| **Test Voltage :** | 120Vac / 60Hz | **Phase :** | Line |

Full Spectrum

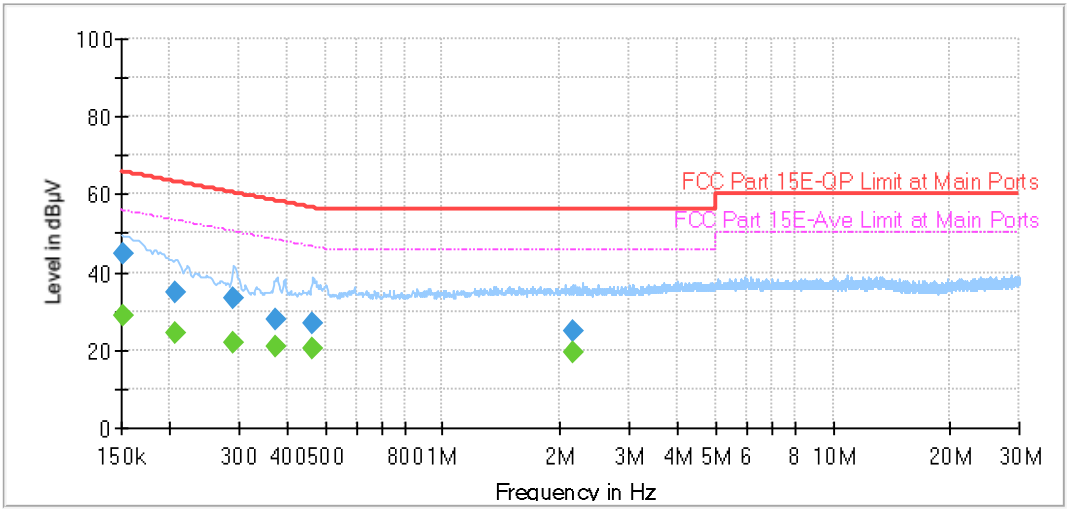


| Frequency (MHz) | QuasiPeak (dBµV) | Average (dBµV) | Limit (dBµV) | Margin (dB) | Line | Filter | Corr. (dB) |
|---|---|---|---|---|---|---|---|
| 0.152250 | 44.64 | --- | 65.88 | 21.23 | L1 | OFF | 19.7 |
| 0.152250 | --- | 28.97 | 55.88 | 26.91 | L1 | OFF | 19.7 |
| 0.206340 | 34.80 | --- | 63.35 | 28.55 | L1 | OFF | 19.7 |
| 0.206340 | --- | 24.31 | 53.35 | 29.04 | L1 | OFF | 19.7 |
| 0.290220 | 33.38 | --- | 60.52 | 27.14 | L1 | OFF | 19.7 |
| 0.290220 | --- | 21.65 | 50.52 | 28.87 | L1 | OFF | 19.7 |
| 0.374820 | 27.98 | --- | 58.39 | 30.42 | L1 | OFF | 19.7 |
| 0.374820 | --- | 20.87 | 48.39 | 27.53 | L1 | OFF | 19.7 |
| 0.463560 | 26.63 | --- | 56.63 | 30.00 | L1 | OFF | 19.7 |
| 0.463560 | --- | 20.47 | 46.63 | 26.16 | L1 | OFF | 19.7 |
| 2.161500 | 24.84 | --- | 56.00 | 31.16 | L1 | OFF | 19.8 |
| 2.161500 | --- | 19.53 | 46.00 | 26.47 | L1 | OFF | 19.8 |

| | | | |
|---|---|---|---|
| **Test Engineer :** | Tao Zhang | **Temperature :** | 24~25℃ |
| | | **Relative Humidity :** | 48~49% |
| **Test Voltage :** | 120Vac / 60Hz | **Phase :** | Neutral |

Full Spectrum

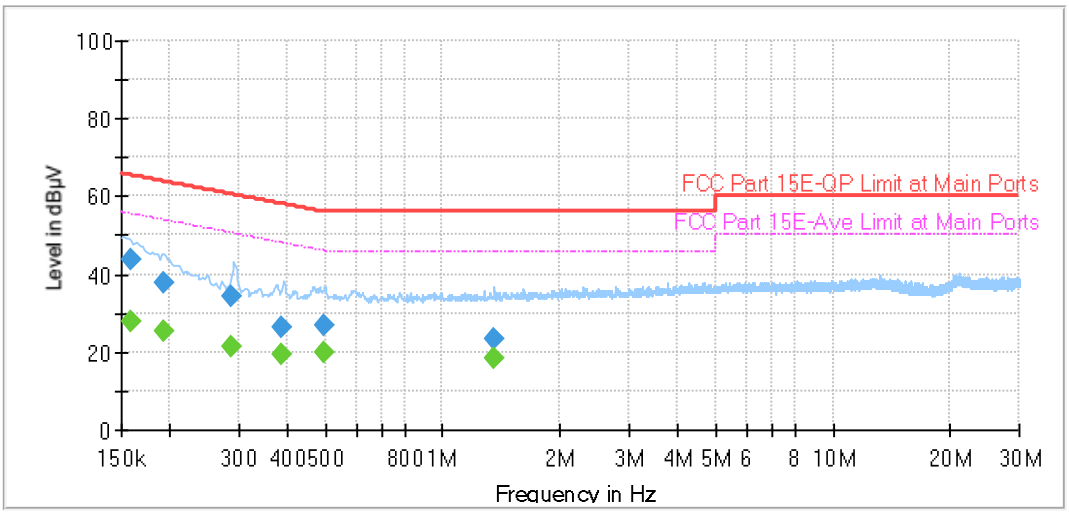


| Frequency (MHz) | QuasiPeak (dBµV) | Average (dBµV) | Limit (dBµV) | Margin (dB) | Line | Filter | Corr. (dB) |
|---|---|---|---|---|---|---|---|
| 0.159000 | 43.73 | --- | 65.52 | 21.78 | N | OFF | 19.7 |
| 0.159000 | --- | 27.63 | 55.52 | 27.88 | N | OFF | 19.7 |
| 0.193200 | 37.58 | --- | 63.90 | 26.32 | N | OFF | 19.7 |
| 0.193200 | --- | 25.22 | 53.90 | 28.68 | N | OFF | 19.7 |
| 0.288150 | 34.17 | --- | 60.58 | 26.40 | N | OFF | 19.7 |
| 0.288150 | --- | 21.63 | 50.58 | 28.94 | N | OFF | 19.7 |
| 0.386250 | 26.43 | --- | 58.14 | 31.71 | N | OFF | 19.7 |
| 0.386250 | --- | 19.50 | 48.14 | 28.65 | N | OFF | 19.7 |
| 0.497220 | 26.87 | --- | 56.05 | 29.18 | N | OFF | 19.7 |
| 0.497220 | --- | 19.97 | 46.05 | 26.08 | N | OFF | 19.7 |
| 1.351590 | 23.53 | --- | 56.00 | 32.47 | N | OFF | 19.8 |
| 1.351590 | --- | 18.28 | 46.00 | 27.72 | N | OFF | 19.8 |

# Appendix C. Radiated Spurious Emission

| Test Engineer : | Huang Weiwei | Relative Humidity : | 50% |
|---|---|---|---|
| | | Temperature : | 20~22℃ |

## Radiated Spurious Emission Test Modes

| Mode | Band | Band (GHz) | Ant. | Modulation | Channel | Frequency | Data Rate | RU | Remark |
|---|---|---|---|---|---|---|---|---|---|
| Mode 1 | U-NII-1 | 5.15-5.25 | 0+1 | 802.11a | 36 | 5180 | 6Mbps | - | - |
| Mode 2 | U-NII-1 | 5.15-5.25 | 0+1 | 802.11a | 44 | 5220 | 6Mbps | - | - |
| Mode 3 | U-NII-1 | 5.15-5.25 | 0+1 | 802.11a | 48 | 5240 | 6Mbps | - | - |
| Mode 4 | U-NII-1 | 5.15-5.25 | 0+1 | 802.11ax HE20 | 36 | 5180 | MCS0 | Full RU | - |
| Mode 5 | U-NII-1 | 5.15-5.25 | 0+1 | 802.11ax HE20 | 36 | 5180 | MCS0 | Partial_RU 26/0 | - |
| Mode 6 | U-NII-1 | 5.15-5.25 | 0+1 | 802.11ax HE20 | 36 | 5180 | MCS0 | Partial_RU 52/37 | - |
| Mode 7 | U-NII-1 | 5.15-5.25 | 0+1 | 802.11ax HE20 | 36 | 5180 | MCS0 | Partial_RU 106/53 | - |
| Mode 8 | U-NII-1 | 5.15-5.25 | 0+1 | 802.11ax HE20 | 44 | 5220 | MCS0 | Full RU | - |
| Mode 9 | U-NII-1 | 5.15-5.25 | 0+1 | 802.11ax HE20 | 48 | 5240 | MCS0 | Full RU | - |
| Mode 10 | U-NII-1 | 5.15-5.25 | 0+1 | 802.11ax HE40 | 38 | 5190 | MCS0 | Full | - |
| Mode 11 | U-NII-1 | 5.15-5.25 | 0+1 | 802.11ax HE40 | 38 | 5190 | MCS0 | Partial_RU 242/61 | - |
| Mode 12 | U-NII-1 | 5.15-5.25 | 0+1 | 802.11ax HE40 | 46 | 5230 | MCS0 | Full | - |
| Mode 13 | U-NII-1 | 5.15-5.25 | 0+1 | 802.11ax HE80 | 42 | 5210 | MCS0 | Full | - |
| Mode 14 | U-NII-1 | 5.15-5.25 | 0+1 | 802.11ax HE80 | 42 | 5210 | MCS0 | Partial_RU 484/65 | - |
| Mode 15 | U-NII-2A | 5.25-5.35 | 0+1 | 802.11a | 52 | 5260 | 6Mbps | - | - |
| Mode 16 | U-NII-2A | 5.25-5.35 | 0+1 | 802.11a | 60 | 5300 | 6Mbps | - | - |
| Mode 17 | U-NII-2A | 5.25-5.35 | 0+1 | 802.11a | 64 | 5320 | 6Mbps | - | - |
| Mode 18 | U-NII-2A | 5.25-5.35 | 0+1 | 802.11ax HE20 | 52 | 5260 | MCS0 | Full | - |
| Mode 19 | U-NII-2A | 5.25-5.35 | 0+1 | 802.11ax HE20 | 60 | 5300 | MCS0 | Full | - |
| Mode 20 | U-NII-2A | 5.25-5.35 | 0+1 | 802.11ax HE20 | 64 | 5320 | MCS0 | Full | - |
| Mode 21 | U-NII-2A | 5.25-5.35 | 0+1 | 802.11ax HE20 | 64 | 5320 | MCS0 | Partial_RU 26/8 | - |
| Mode 22 | U-NII-2A | 5.25-5.35 | 0+1 | 802.11ax HE20 | 64 | 5320 | MCS0 | Partial_RU 52/40 | - |
| Mode 23 | U-NII-2A | 5.25-5.35 | 0+1 | 802.11ax HE20 | 64 | 5320 | MCS0 | Partial_RU 106/54 | - |
| Mode 24 | U-NII-2A | 5.25-5.35 | 0+1 | 802.11ax HE40 | 54 | 5270 | MCS0 | Full | - |
| Mode 25 | U-NII-2A | 5.25-5.35 | 0+1 | 802.11ax HE40 | 62 | 5310 | MCS0 | Full | - |
| Mode 26 | U-NII-2A | 5.25-5.35 | 0+1 | 802.11ax HE40 | 62 | 5310 | MCS0 | Partial_RU 242/62 | - |
| Mode 27 | U-NII-2A | 5.25-5.35 | 0+1 | 802.11ax HE80 | 58 | 5290 | MCS0 | Full | - |
| Mode 28 | U-NII-2A | 5.25-5.35 | 0+1 | 802.11ax HE80 | 58 | 5290 | MCS0 | Partial_RU 484/66 | - |
| Mode 29 | U-NII-2C | 5.47-5.725 | 0+1 | 802.11a | 100 | 5500 | 6Mbps | - | - |
| Mode 30 | U-NII-2C | 5.47-5.725 | 0+1 | 802.11a | 116 | 5580 | 6Mbps | - | - |
| Mode 31 | U-NII-2C | 5.47-5.725 | 0+1 | 802.11a | 140 | 5700 | 6Mbps | - | - |
| Mode 32 | Straddle channels | 5.47-5.85 | 0+1 | 802.11a | 144 | 5720 | 6Mbps | - | - |
| Mode 33 | U-NII-2C | 5.47-5.725 | 0+1 | 802.11ax HE20 | 100 | 5500 | MCS0 | Full RU | - |
| Mode 34 | U-NII-2C | 5.47-5.725 | 0+1 | 802.11ax HE20 | 100 | 5500 | MCS0 | Partial_RU 26/0 | - |
| Mode 35 | U-NII-2C | 5.47-5.725 | 0+1 | 802.11ax HE20 | 100 | 5500 | MCS0 | Partial_RU 52/37 | - |
| Mode 36 | U-NII-2C | 5.47-5.725 | 0+1 | 802.11ax HE20 | 100 | 5500 | MCS0 | Partial_RU 106/53 | - |

| Mode | Band | Band (GHz) | Ant. | Modulation | Channel | Frequency | Data Rate | RU | Remark |
|---|---|---|---|---|---|---|---|---|---|
| Mode 37 | U-NII-2C | 5.47-5.725 | 0+1 | 802.11ax HE20 | 116 | 5580 | MCS0 | - | - |
| Mode 38 | U-NII-2C | 5.47-5.725 | 0+1 | 802.11ax HE20 | 140 | 5700 | MCS0 | Full | - |
| Mode 39 | U-NII-2C | 5.47-5.725 | 0+1 | 802.11ax HE20 | 140 | 5700 | MCS0 | Partial_RU 26/8 | - |
| Mode 40 | U-NII-2C | 5.47-5.725 | 0+1 | 802.11ax HE20 | 140 | 5700 | MCS0 | Partial_RU 52/40 | - |
| Mode 41 | U-NII-2C | 5.47-5.725 | 0+1 | 802.11ax HE20 | 140 | 5700 | MCS0 | Partial_RU 106/54 | - |
| Mode 42 | Straddle channels | 5.47-5.85 | 0+1 | 802.11ax HE20 | 144 | 5720 | MCS0 | Full | - |
| Mode 43 | U-NII-2C | 5.47-5.725 | 0+1 | 802.11ax HE40 | 102 | 5510 | MCS0 | Full | - |
| Mode 44 | U-NII-2C | 5.47-5.725 | 0+1 | 802.11ax HE40 | 102 | 5510 | MCS0 | Partial_RU 242/61 | - |
| Mode 45 | U-NII-2C | 5.47-5.725 | 0+1 | 802.11ax HE40 | 110 | 5550 | MCS0 | Full | - |
| Mode 46 | U-NII-2C | 5.47-5.725 | 0+1 | 802.11ax HE40 | 134 | 5670 | MCS0 | Full | - |
| Mode 47 | U-NII-2C | 5.47-5.725 | 0+1 | 802.11ax HE40 | 134 | 5670 | MCS0 | Partial_RU 242/62 | - |
| Mode 48 | Straddle channels | 5.47-5.85 | 0+1 | 802.11ax HE40 | 142 | 5710 | MCS0 | Full | - |
| Mode 49 | U-NII-2C | 5.47-5.725 | 0+1 | 802.11ax HE80 | 106 | 5530 | MCS0 | Full | - |
| Mode 50 | U-NII-2C | 5.47-5.725 | 0+1 | 802.11ax HE80 | 106 | 5530 | MCS0 | Partial_RU 484/65 | - |
| Mode 51 | U-NII-2C | 5.47-5.725 | 0+1 | 802.11ax HE80 | 122 | 5610 | MCS0 | Full | - |
| Mode 52 | U-NII-2C | 5.47-5.725 | 0+1 | 802.11ax HE80 | 122 | 5610 | MCS0 | Partial_RU 484/66 | - |
| Mode 53 | Straddle channels | 5.47-5.85 | 0+1 | 802.11ax HE80 | 138 | 5690 | MCS0 | Full | - |
| Mode 54 | Straddle channels | 5.47-5.85 | 0+1 | 802.11ax HE80 | 138 | 5690 | MCS0 | Partial_RU 484/66 | - |
| Mode 55 | U-NII-2C | 5.47-5.725 | 0+1 | 802.11ax HE80 | 106 | 5530 | MCS0 | LF | - |
| Mode 56 | U-NII-2C | 5.47-5.725 | 0+1 | 802.11ax HE80 | 106 | 5530 | MCS0 | SHF | - |
| Mode 57 | U-NII-3 | 5.725-5.85 | 0+1 | 802.11a | 149 | 5745 | 6Mbps | - | - |
| Mode 58 | U-NII-3 | 5.725-5.85 | 0+1 | 802.11a | 157 | 5785 | 6Mbps | - | - |
| Mode 59 | U-NII-3 | 5.725-5.85 | 0+1 | 802.11a | 165 | 5825 | 6Mbps | - | - |
| Mode 60 | U-NII-3 | 5.725-5.85 | 0+1 | 802.11ax HE20 | 149 | 5745 | MCS0 | Full RU | - |
| Mode 61 | U-NII-3 | 5.725-5.85 | 0+1 | 802.11ax HE20 | 149 | 5745 | MCS0 | Partial_RU 26/0 | - |
| Mode 62 | U-NII-3 | 5.725-5.85 | 0+1 | 802.11ax HE20 | 149 | 5745 | MCS0 | Partial_RU 52/37 | - |
| Mode 63 | U-NII-3 | 5.725-5.85 | 0+1 | 802.11ax HE20 | 149 | 5745 | MCS0 | Partial_RU 106/53 | - |
| Mode 64 | U-NII-3 | 5.725-5.85 | 0+1 | 802.11ax HE20 | 157 | 5785 | MCS0 | Full | - |
| Mode 65 | U-NII-3 | 5.725-5.85 | 0+1 | 802.11ax HE20 | 165 | 5825 | MCS0 | Full | - |
| Mode 66 | U-NII-3 | 5.725-5.85 | 0+1 | 802.11ax HE20 | 165 | 5825 | MCS0 | Partial_RU 26/8 | - |
| Mode 67 | U-NII-3 | 5.725-5.85 | 0+1 | 802.11ax HE20 | 165 | 5825 | MCS0 | Partial_RU 52/40 | - |
| Mode 68 | U-NII-3 | 5.725-5.85 | 0+1 | 802.11ax HE20 | 165 | 5825 | MCS0 | Partial_RU 106/54 | - |
| Mode 69 | U-NII-3 | 5.725-5.85 | 0+1 | 802.11ax HE40 | 151 | 5755 | MCS0 | Full | - |
| Mode 70 | U-NII-3 | 5.725-5.85 | 0+1 | 802.11ax HE40 | 151 | 5755 | MCS0 | Partial_RU 242/61 | - |
| Mode 71 | U-NII-3 | 5.725-5.85 | 0+1 | 802.11ax HE40 | 159 | 5795 | MCS0 | Full | - |
| Mode 72 | U-NII-3 | 5.725-5.85 | 0+1 | 802.11ax HE40 | 159 | 5795 | MCS0 | Partial_RU 242/62 | - |
| Mode 73 | U-NII-3 | 5.725-5.85 | 0+1 | 802.11ax HE80 | 155 | 5775 | MCS0 | Full | - |
| Mode 74 | U-NII-3 | 5.725-5.85 | 0+1 | 802.11ax HE80 | 155 | 5775 | MCS0 | Partial_RU 484/65 | - |
| Mode 75 | U-NII-3 | 5.725-5.85 | 0+1 | 802.11ax HE80 | 155 | 5775 | MCS0 | Partial_RU 484/66 | - |
| Mode 76 | U-NII-3 | 5.725-5.85 | 0+1 | 802.11a | 165 | 5825 | 6Mbps | LF | - |
| Mode 77 | U-NII-2C | 5.47-5.725 | 0+1 | 802.11ac VHT80 | 106 | 5530 | MCS0 | Full | - |
| Mode 78 | U-NII-3 | 5.725-5.85 | 0+1 | 802.11ac VHT20 | 165 | 5825 | MCS0 | Full | - |

## Summary of each worse mode

| Mode | Modulation | Ch. | Freq. (MHz) | Level (dBuV/m) | Limit (dBuV/m) | Margin (dB) | Pol. | Peak Avg. | Result | Remark |
|---|---|---|---|---|---|---|---|---|---|---|
| 1 | 802.11a | 36 | 5146.70 | 49.01 | 54.00 | -4.99 | H | AVERAGE | Pass | Band Edge |
| 1 | 802.11a | 36 | 10360.00 | 48.68 | 68.30 | -19.62 | H | Peak | Pass | Harmonic |
| 2 | 802.11a | 44 | 5149.16 | 47.52 | 54.00 | -6.48 | H | AVERAGE | Pass | Band Edge |
| 2 | 802.11a | 44 | 10440.00 | 48.91 | 68.30 | -19.39 | H | Peak | Pass | Harmonic |
| 3 | 802.11a | 48 | 5147.60 | 45.98 | 54.00 | -8.02 | H | AVERAGE | Pass | Band Edge |
| 3 | 802.11a | 48 | 10480.00 | 48.78 | 68.30 | -19.52 | H | Peak | Pass | Harmonic |
| 4 | 802.11ax HE20 | 36 | 5148.68 | 47.85 | 54.00 | -6.15 | H | AVERAGE | Pass | Band Edge |
| 4 | 802.11ax HE20 | 36 | 10360.00 | 48.28 | 68.30 | -20.02 | H | Peak | Pass | Harmonic |
| 5 | 802.11ax HE20 | 36 | 5136.80 | 42.33 | 54.00 | -11.67 | H | AVERAGE | Pass | Band Edge |
| 5 | 802.11ax HE20 | 36 | - | - | - | - | - | - | - | Harmonic |
| 6 | 802.11ax HE20 | 36 | 5144.36 | 44.03 | 54.00 | -9.97 | H | AVERAGE | Pass | Band Edge |
| 6 | 802.11ax HE20 | 36 | - | - | - | - | - | - | - | Harmonic |
| 7 | 802.11ax HE20 | 36 | 5149.94 | 45.20 | 54.00 | -8.80 | H | AVERAGE | Pass | Band Edge |
| 7 | 802.11ax HE20 | 36 | - | - | - | - | - | - | - | Harmonic |
| 8 | 802.11ax HE20 | 44 | 5149.16 | 47.13 | 54.00 | -6.87 | H | AVERAGE | Pass | Band Edge |
| 8 | 802.11ax HE20 | 44 | 10440.00 | 47.68 | 68.30 | -20.62 | H | Peak | Pass | Harmonic |
| 9 | 802.11ax HE20 | 48 | 5149.52 | 44.39 | 54.00 | -9.61 | H | AVERAGE | Pass | Band Edge |
| 9 | 802.11ax HE20 | 48 | 10480.00 | 47.39 | 68.30 | -20.91 | V | Peak | Pass | Harmonic |
| 10 | 802.11ax HE40 | 38 | 5148.58 | 50.21 | 54.00 | -3.79 | H | AVERAGE | Pass | Band Edge |
| 10 | 802.11ax HE40 | 38 | 10380.00 | 47.25 | 68.30 | -21.05 | V | Peak | Pass | Harmonic |
| 11 | 802.11ax HE40 | 38 | 5149.34 | 48.28 | 54.00 | -5.72 | H | AVERAGE | Pass | Band Edge |
| 11 | 802.11ax HE40 | 38 | - | - | - | - | - | - | - | Harmonic |
| 12 | 802.11ax HE40 | 46 | 5146.05 | 46.69 | 54.00 | -7.31 | H | AVERAGE | Pass | Band Edge |
| 12 | 802.11ax HE40 | 46 | 10460.00 | 46.56 | 68.30 | -21.74 | V | Peak | Pass | Harmonic |
| 13 | 802.11ax HE80 | 42 | 5149.73 | 50.01 | 54.00 | -3.99 | H | AVERAGE | Pass | Band Edge |
| 13 | 802.11ax HE80 | 42 | 10420.00 | 46.75 | 68.30 | -21.55 | H | Peak | Pass | Harmonic |
| 14 | 802.11ax HE80 | 42 | 5145.95 | 47.22 | 54.00 | -6.78 | H | AVERAGE | Pass | Band Edge |
| 14 | 802.11ax HE80 | 42 | - | - | - | - | - | - | - | Harmonic |
| 15 | 802.11a | 52 | 5350.00 | 44.64 | 54.00 | -9.36 | H | AVERAGE | Pass | Band Edge |
| 15 | 802.11a | 52 | 10520.00 | 47.99 | 68.30 | -20.31 | H | Peak | Pass | Harmonic |
| 16 | 802.11a | 60 | 5351.04 | 48.11 | 54.00 | -5.89 | H | AVERAGE | Pass | Band Edge |
| 16 | 802.11a | 60 | 15900.00 | 49.48 | 74.00 | -24.52 | H | Peak | Pass | Harmonic |
| 17 | 802.11a | 64 | 5350.52 | 49.77 | 54.00 | -4.23 | H | AVERAGE | Pass | Band Edge |
| 17 | 802.11a | 64 | 15960.00 | 49.68 | 74.00 | -24.32 | V | Peak | Pass | Harmonic |
| 18 | 802.11ax HE20 | 52 | 5350.20 | 45.10 | 54.00 | -8.90 | H | AVERAGE | Pass | Band Edge |
| 18 | 802.11ax HE20 | 52 | 10520.00 | 47.82 | 68.30 | -20.48 | H | Peak | Pass | Harmonic |
| 19 | 802.11ax HE20 | 60 | 5351.20 | 46.50 | 54.00 | -7.50 | H | AVERAGE | Pass | Band Edge |
| 19 | 802.11ax HE20 | 60 | 10600.00 | 46.87 | 74.00 | -27.13 | V | Peak | Pass | Harmonic |
| 20 | 802.11ax HE20 | 64 | 5350.38 | 47.97 | 54.00 | -6.03 | H | AVERAGE | Pass | Band Edge |
| 20 | 802.11ax HE20 | 64 | 10640.00 | 47.27 | 74.00 | -26.73 | V | Peak | Pass | Harmonic |
| 21 | 802.11ax HE20 | 64 | 5362.42 | 41.87 | 54.00 | -12.13 | H | AVERAGE | Pass | Band Edge |
| 21 | 802.11ax HE20 | 64 | - | - | - | - | - | - | - | Harmonic |
| 22 | 802.11ax HE20 | 64 | 5357.94 | 42.45 | 54.00 | -11.55 | H | AVERAGE | Pass | Band Edge |
| 22 | 802.11ax HE20 | 64 | - | - | - | - | - | - | - | Harmonic |

| Mode | Modulation | Ch. | Freq. (MHz) | Level (dBuV/m) | Limit (dBuV/m) | Margin (dB) | Pol. | Peak Avg. | Result | Remark |
|---|---|---|---|---|---|---|---|---|---|---|
| 23 | 802.11ax HE20 | 64 | 5350.10 | 44.57 | 54.00 | -9.43 | H | AVERAGE | Pass | Band Edge |
| 23 | 802.11ax HE20 | 64 | - | - | - | - | - | - | - | Harmonic |
| 24 | 802.11ax HE40 | 54 | 5350.56 | 45.66 | 54.00 | -8.34 | H | AVERAGE | Pass | Band Edge |
| 24 | 802.11ax HE40 | 54 | 10540.00 | 47.05 | 68.30 | -21.25 | H | Peak | Pass | Harmonic |
| 25 | 802.11ax HE40 | 62 | 5350.05 | 50.67 | 54.00 | -3.33 | H | AVERAGE | Pass | Band Edge |
| 25 | 802.11ax HE40 | 62 | 15930.00 | 46.49 | 74.00 | -27.51 | H | Peak | Pass | Harmonic |
| 26 | 802.11ax HE40 | 62 | 5351.25 | 46.76 | 54.00 | -7.24 | H | AVERAGE | Pass | Band Edge |
| 26 | 802.11ax HE40 | 62 | - | - | - | - | - | - | - | Harmonic |
| 27 | 802.11ax HE80 | 58 | 5350.18 | 50.52 | 54.00 | -3.48 | H | AVERAGE | Pass | Band Edge |
| 27 | 802.11ax HE80 | 58 | 10580.00 | 46.61 | 68.30 | -21.69 | V | Peak | Pass | Harmonic |
| 28 | 802.11ax HE80 | 58 | 5351.03 | 45.15 | 54.00 | -8.85 | H | AVERAGE | Pass | Band Edge |
| 28 | 802.11ax HE80 | 58 | - | - | - | - | - | - | - | Harmonic |
| 29 | 802.11a | 100 | 5459.95 | 46.90 | 54.00 | -7.10 | H | AVERAGE | Pass | Band Edge |
| 29 | 802.11a | 100 | 16500.00 | 47.37 | 68.30 | -20.93 | H | Peak | Pass | Harmonic |
| 30 | 802.11a | 116 | 5459.48 | 40.49 | 54.00 | -13.51 | H | AVERAGE | Pass | Band Edge |
| 30 | 802.11a | 116 | 16740.00 | 45.33 | 68.30 | -22.97 | V | Peak | Pass | Harmonic |
| 31 | 802.11a | 140 | 5725.09 | 61.51 | 68.30 | -6.79 | H | PEAK | Pass | Band Edge |
| 31 | 802.11a | 140 | 17100.00 | 45.48 | 68.30 | -22.82 | V | Peak | Pass | Harmonic |
| 32 | 802.11a | 144 | 5418.20 | 38.71 | 54 | -15.29 | H | AVERAGE | Pass | Band Edge |
| | 802.11a | 144 | 17160.00 | 47.55 | 68.30 | -20.75 | H | Peak | Pass | Harmonic |
| 33 | 802.11ax HE20 | 100 | 5459.35 | 44.68 | 54.00 | -9.32 | H | AVERAGE | Pass | Band Edge |
| 33 | 802.11ax HE20 | 100 | 16500.00 | 46.28 | 68.30 | -22.02 | V | Peak | Pass | Harmonic |
| 34 | 802.11ax HE20 | 100 | 5459.05 | 40.47 | 54.00 | -13.53 | H | AVERAGE | Pass | Band Edge |
| 34 | 802.11ax HE20 | 100 | - | - | - | - | - | - | - | Harmonic |
| 35 | 802.11ax HE20 | 100 | 5459.95 | 41.08 | 54.00 | -12.92 | H | AVERAGE | Pass | Band Edge |
| 35 | 802.11ax HE20 | 100 | - | - | - | - | - | - | - | Harmonic |
| 36 | 802.11ax HE20 | 100 | 5450.05 | 41.26 | 54.00 | -12.74 | H | AVERAGE | Pass | Band Edge |
| 36 | 802.11ax HE20 | 100 | - | - | - | - | - | - | - | Harmonic |
| 37 | 802.11ax HE20 | 116 | 5453.73 | 40.42 | 54.00 | -13.58 | H | AVERAGE | Pass | Band Edge |
| 37 | 802.11ax HE20 | 116 | 16740.00 | 45.99 | 68.30 | -22.31 | H | Peak | Pass | Harmonic |
| 38 | 802.11ax HE20 | 140 | 5729.51 | 60.18 | 68.30 | -8.12 | H | PEAK | Pass | Band Edge |
| 38 | 802.11ax HE20 | 140 | 17100.00 | 45.58 | 68.30 | -22.72 | H | Peak | Pass | Harmonic |
| 39 | 802.11ax HE20 | 140 | 5725.68 | 60.84 | 68.30 | -7.46 | H | PEAK | Pass | Band Edge |
| 39 | 802.11ax HE20 | 140 | - | - | - | - | - | - | - | Harmonic |
| 40 | 802.11ax HE20 | 140 | 5725.09 | 58.38 | 68.30 | -9.92 | H | PEAK | Pass | Band Edge |
| 40 | 802.11ax HE20 | 140 | - | - | - | - | - | - | - | Harmonic |
| 41 | 802.11ax HE20 | 140 | 5725.29 | 55.92 | 68.30 | -12.38 | H | PEAK | Pass | Band Edge |
| 41 | 802.11ax HE20 | 140 | - | - | - | - | - | - | - | Harmonic |
| 42 | 802.11ax HE20 | 144 | 5432.5 | 38.67 | 54 | -15.33 | H | AVERAGE | Pass | Band Edge |
| | 802.11ax HE20 | 144 | 17160 | 47.70 | 68.30 | -20.60 | V | PEAK | Pass | Harmonic |
| 43 | 802.11ax HE40 | 102 | 5458.48 | 46.45 | 54.00 | -7.55 | H | AVERAGE | Pass | Band Edge |
| 43 | 802.11ax HE40 | 102 | 16530.00 | 46.29 | 68.30 | -22.01 | H | Peak | Pass | Harmonic |
| 44 | 802.11ax HE40 | 102 | 5470.00 | 58.03 | 68.30 | -10.27 | H | PEAK | Pass | Band Edge |
| 44 | 802.11ax HE40 | 102 | - | - | - | - | - | - | - | Harmonic |
| 45 | 802.11ax HE40 | 110 | 5459.00 | 42.70 | 54.00 | -11.30 | H | AVERAGE | Pass | Band Edge |

| Mode | Modulation | Ch. | Freq. (MHz) | Level (dBuV/m) | Limit (dBuV/m) | Margin (dB) | Pol. | Peak Avg. | Result | Remark |
|---|---|---|---|---|---|---|---|---|---|---|
| 45 | 802.11ax HE40 | 110 | 16650.00 | 45.94 | 68.30 | -22.36 | V | Peak | Pass | Harmonic |
| 46 | 802.11ax HE40 | 134 | 5730.80 | 62.34 | 68.30 | -5.96 | H | PEAK | Pass | Band Edge |
| 46 | 802.11ax HE40 | 134 | 17010.00 | 44.76 | 68.30 | -23.54 | V | Peak | Pass | Harmonic |
| 47 | 802.11ax HE40 | 134 | 5727.38 | 54.54 | 68.30 | -13.76 | H | PEAK | Pass | Band Edge |
| 47 | 802.11ax HE40 | 134 | - | - | - | - | - | - | - | Harmonic |
| 48 | 802.11ax HE40 | 142 | 5421.50 | 38.84 | 54 | -15.16 | H | AVERAGE | Pass | Band Edge |
| | 802.11ax HE40 | 142 | 17130- | 47.80 | 68.30 | -20.50 | H | PEAK | Pass | Harmonic |
| 49 | 802.11ax HE80 | 106 | 5457.10 | 50.69 | 54.00 | -3.31 | H | AVERAGE | Pass | Band Edge |
| 49 | 802.11ax HE80 | 106 | 16590.00 | 46.23 | 68.30 | -22.07 | V | Peak | Pass | Harmonic |
| 50 | 802.11ax HE80 | 106 | 5457.82 | 48.15 | 54.00 | -5.85 | H | AVERAGE | Pass | Band Edge |
| 50 | 802.11ax HE80 | 106 | - | - | - | - | - | - | - | Harmonic |
| 51 | 802.11ax HE80 | 122 | 5727.03 | 57.43 | 68.30 | -10.87 | H | PEAK | Pass | Band Edge |
| 51 | 802.11ax HE80 | 122 | 16830.00 | 45.19 | 68.30 | -23.11 | V | Peak | Pass | Harmonic |
| 52 | 802.11ax HE80 | 122 | 5413.18 | 39.47 | 54.00 | -14.53 | H | AVERAGE | Pass | Band Edge |
| 52 | 802.11ax HE80 | 122 | - | - | - | - | - | - | - | Harmonic |
| 53 | 802.11ax HE80 | 138 | 5459.45 | 39.51 | 54.00 | -14.49 | H | AVERAGE | Pass | Band Edge |
| | 802.11ax HE80 | 138 | -17070 | 45.57 | 68.30 | -22.73 | H | Peak | Pass | Harmonic |
| 54 | 802.11ax HE80 | 138 | 5418.20 | 39.33 | 54.00 | -14.67 | H | AVERAGE | Pass | Band Edge |
| | 802.11ax HE80 | 138 | - | - | - | - | - | - | - | Harmonic |
| 55 | 802.11ax HE80 | 106 | 31.94 | 25.20 | 40 | -14.80 | V | Peak | Pass | LF |
| 57 | 802.11a | 149 | 5647.85 | 51.97 | 68.30 | -16.33 | H | PEAK | Pass | Band Edge |
| 57 | 802.11a | 149 | 17235.00 | 48.78 | 68.30 | -19.52 | V | Peak | Pass | Harmonic |
| 58 | 802.11a | 157 | 5933.83 | 53.10 | 68.30 | -15.20 | H | PEAK | Pass | Band Edge |
| 58 | 802.11a | 157 | 17355.00 | 48.62 | 68.30 | -19.68 | V | Peak | Pass | Harmonic |
| 59 | 802.11a | 165 | 5932.50 | 55.00 | 68.30 | -13.30 | H | PEAK | Pass | Band Edge |
| 59 | 802.11a | 165 | 17475.00 | 48.69 | 68.30 | -19.61 | V | Peak | Pass | Harmonic |
| 60 | 802.11ax HE20 | 149 | 5640.17 | 52.43 | 68.30 | -15.87 | H | PEAK | Pass | Band Edge |
| 60 | 802.11ax HE20 | 149 | 17235.00 | 49.33 | 68.30 | -18.97 | V | Peak | Pass | Harmonic |
| 61 | 802.11ax HE20 | 149 | 5625.38 | 49.21 | 68.30 | -19.09 | V | PEAK | Pass | Band Edge |
| 61 | 802.11ax HE20 | 149 | - | - | - | - | - | - | - | Harmonic |
| 62 | 802.11ax HE20 | 149 | 5646.26 | 50.01 | 68.30 | -18.29 | H | PEAK | Pass | Band Edge |
| 62 | 802.11ax HE20 | 149 | - | - | - | - | - | - | - | Harmonic |
| 63 | 802.11ax HE20 | 149 | 5609.72 | 49.98 | 68.30 | -18.32 | H | PEAK | Pass | Band Edge |
| 63 | 802.11ax HE20 | 149 | - | - | - | - | - | - | - | Harmonic |
| 64 | 802.11ax HE20 | 157 | 5926.57 | 52.51 | 68.30 | -15.79 | V | PEAK | Pass | Band Edge |
| 64 | 802.11ax HE20 | 157 | 17355.00 | 47.07 | 68.30 | -21.23 | H | Peak | Pass | Harmonic |
| 65 | 802.11ax HE20 | 165 | 5932.75 | 54.73 | 68.30 | -13.57 | H | PEAK | Pass | Band Edge |
| 65 | 802.11ax HE20 | 165 | 17475.00 | 46.69 | 68.30 | -21.61 | V | Peak | Pass | Harmonic |
| 66 | 802.11ax HE20 | 165 | 5933.63 | 51.33 | 68.30 | -16.97 | H | PEAK | Pass | Band Edge |
| 66 | 802.11ax HE20 | 165 | - | - | - | - | - | - | - | Harmonic |
| 67 | 802.11ax HE20 | 165 | 5939.38 | 51.82 | 68.30 | -16.48 | H | PEAK | Pass | Band Edge |
| 67 | 802.11ax HE20 | 165 | - | - | - | - | - | - | - | Harmonic |
| 68 | 802.11ax HE20 | 165 | 5930.13 | 52.79 | 68.30 | -15.51 | H | PEAK | Pass | Band Edge |
| 68 | 802.11ax HE20 | 165 | - | - | - | - | - | - | - | Harmonic |
| 69 | 802.11ax HE40 | 151 | 5941.42 | 52.46 | 68.30 | -15.84 | H | PEAK | Pass | Band Edge |

| Mode | Modulation | Ch. | Freq. (MHz) | Level (dBuV/m) | Limit (dBuV/m) | Margin (dB) | Pol. | Peak Avg. | Result | Remark |
|---|---|---|---|---|---|---|---|---|---|---|
| 69 | 802.11ax HE40 | 151 | 17265.00 | 47.53 | 68.30 | -20.77 | H | Peak | Pass | Harmonic |
| 70 | 802.11ax HE40 | 151 | 5933.43 | 51.65 | 68.30 | -16.65 | H | PEAK | Pass | Band Edge |
| 70 | 802.11ax HE40 | 151 | - | - | - | - | - | - | - | Harmonic |
| 71 | 802.11ax HE40 | 159 | 5937.76 | 53.76 | 68.30 | -14.54 | H | PEAK | Pass | Band Edge |
| 71 | 802.11ax HE40 | 159 | 17385.00 | 46.99 | 68.30 | -21.31 | V | Peak | Pass | Harmonic |
| 72 | 802.11ax HE40 | 159 | 5932.95 | 51.83 | 68.30 | -16.47 | H | PEAK | Pass | Band Edge |
| 72 | 802.11ax HE40 | 159 | - | - | - | - | - | - | - | Harmonic |
| 73 | 802.11ax HE80 | 155 | 5649.35 | 54.35 | 68.30 | -13.95 | H | PEAK | Pass | Band Edge |
| 73 | 802.11ax HE80 | 155 | 17325.00 | 46.44 | 68.30 | -21.86 | V | Peak | Pass | Harmonic |
| 74 | 802.11ax HE80 | 155 | 5925.68 | 51.23 | 68.30 | -17.07 | V | PEAK | Pass | Band Edge |
| 74 | 802.11ax HE80 | 155 | - | - | - | - | - | - | - | Harmonic |
| 75 | 802.11ax HE80 | 155 | 5949.48 | 50.61 | 68.30 | -17.69 | H | PEAK | Pass | Band Edge |
| 75 | 802.11ax HE80 | 155 | - | - | - | - | - | - | - | Harmonic |
| 76 | 802.11a | 165 | 31.94 | 25.52 | 40 | -14.48 | V | Peak | Pass | LF |
| 77 | 802.11ac VHT80 | 106 | 5457.64 | 48.57 | 54.00 | -5.43 | H | AVERAGE | Pass | Band Edge |
| 77 | 802.11ac VHT80 | 106 | 16590.00 | 47.18 | 68.30 | -21.12 | V | Peak | Pass | Harmonic |
| 78 | 802.11ac VHT20 | 165 | 5932.88 | 52.71 | 68.30 | -15.59 | H | PEAK | Pass | Band Edge |
| 78 | 802.11ac VHT20 | 165 | 17475.00 | 46.69 | 68.30 | -21.61 | V | Peak | Pass | Harmonic |

| Mode | 1 | |
|---|---|---|
| | Band Edge | |
| | U-NII-1_5.15-5.25_802.11a_CH36_5180MHz | |
| ANT | 0+1 | |
| Pol. | Horizontal | Fundamental |
| Peak | 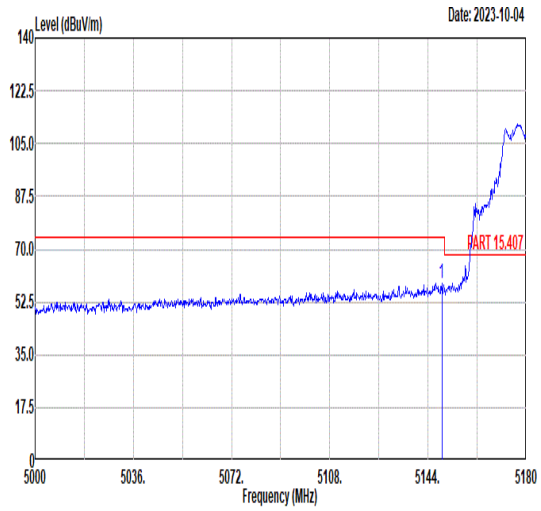 <br>Freq Level Limit Line Margin Read Level Ant Factor Cable Loss Preamp Factor APos TPos Remark<br>MHz dBuV/m dBuV/m dB dBuV dB/m dB dB cm deg<br>1 5149.04 58.54 74.00 -15.46 49.04 34.42 7.92 32.84 200 267 PEAK | 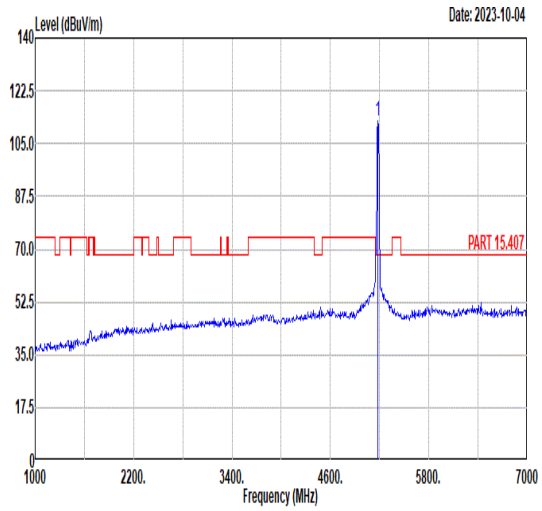 <br>Freq Level Limit Line Margin Read Level Ant Factor Cable Loss Preamp Factor APos TPos Remark<br>MHz dBuV/m dBuV/m dB dBuV dB/m dB dB cm deg<br>1 5180.00 112.41 ------ ------ 102.92 34.45 7.94 32.90 200 267 PEAK |
| Avg | 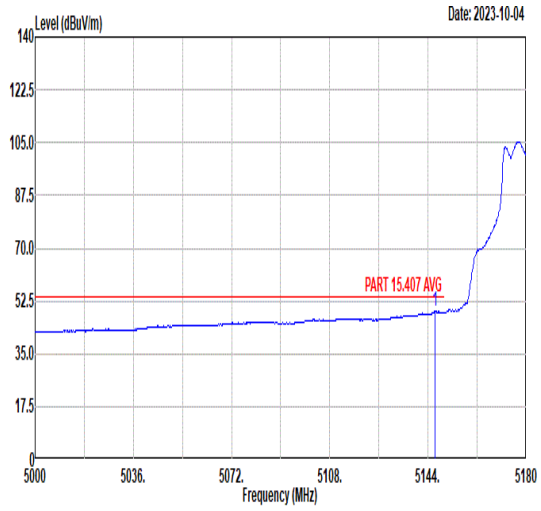 <br>Freq Level Limit Line Margin Read Level Ant Factor Cable Loss Preamp Factor APos TPos Remark<br>MHz dBuV/m dBuV/m dB dBuV dB/m dB dB cm deg<br>1 5146.70 49.01 54.00 -4.99 39.51 34.42 7.92 32.84 200 267 AVERAGE | 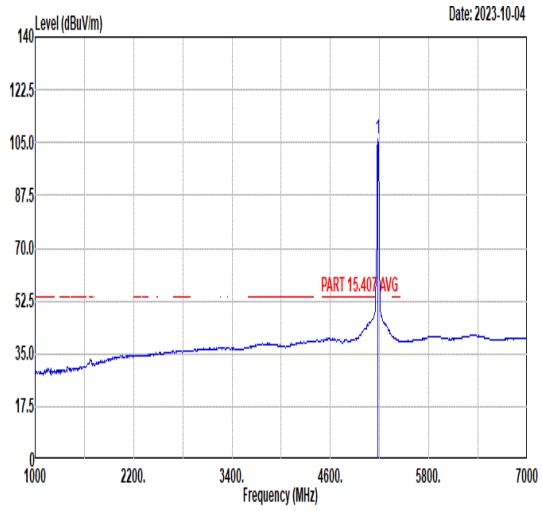 <br>Freq Level Limit Line Margin Read Level Ant Factor Cable Loss Preamp Factor APos TPos Remark<br>MHz dBuV/m dBuV/m dB dBuV dB/m dB dB cm deg<br>1 5180.00 106.18 ------ ------ 96.69 34.45 7.94 32.90 200 267 AVERAGE |

| Mode | 1 | |
|---|---|---|
| | Band Edge | |
| | U-NII-1_5.15-5.25_802.11a_CH36_5180MHz | |
| ANT | 0+1 | |
| Pol. | Vertical | Fundamental |
| Peak | 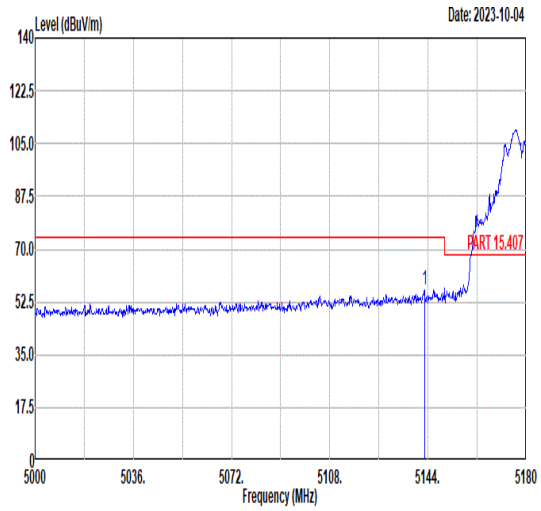 <br>Freq Level Limit Line Margin Read Level Ant Factor Cable Loss Preamp Factor APos TPos Remark<br>MHz dBuV/m dBuV/m dB dBuV dB/m dB dB cm deg<br>1 5142.74 56.61 74.00 -17.39 47.11 34.42 7.91 32.83 329 9 PEAK | 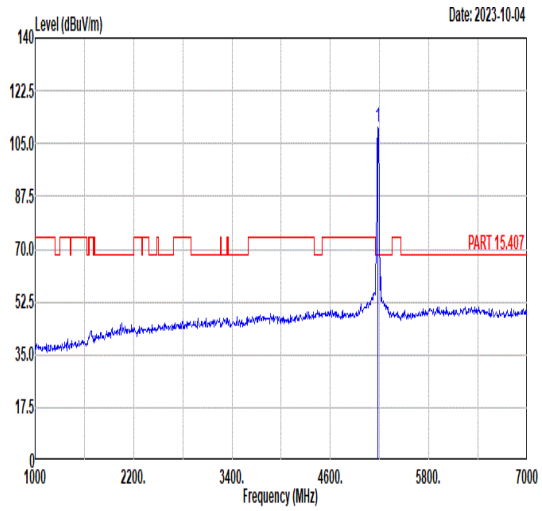 <br>Freq Level Limit Line Margin Read Level Ant Factor Cable Loss Preamp Factor APos TPos Remark<br>MHz dBuV/m dBuV/m dB dBuV dB/m dB dB cm deg<br>1 5180.00 110.28 ------ ------ 100.79 34.45 7.94 32.90 329 9 PEAK |
| Avg | 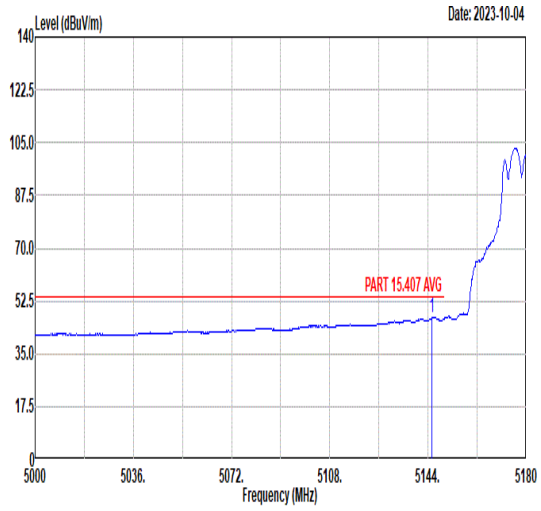 <br>Freq Level Limit Line Margin Read Level Ant Factor Cable Loss Preamp Factor APos TPos Remark<br>MHz dBuV/m dBuV/m dB dBuV dB/m dB dB cm deg<br>1 5145.44 46.93 54.00 -7.07 37.43 34.42 7.92 32.84 329 9 AVERAGE | 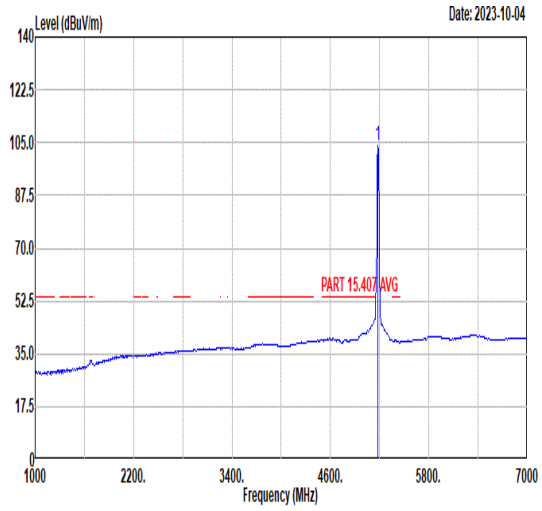 <br>Freq Level Limit Line Margin Read Level Ant Factor Cable Loss Preamp Factor APos TPos Remark<br>MHz dBuV/m dBuV/m dB dBuV dB/m dB dB cm deg<br>1 5180.00 104.15 ------ ------ 94.66 34.45 7.94 32.90 329 9 AVERAGE |

| Mode | 1 | |
|---|---|---|
| | Harmonic | |
| | U-NII-1_5.15-5.25_802.11a_CH36_5180MHz | |
| ANT | 0+1 | |
| Pol. | Horizontal | Vertical |
| Peak<br>Avg | 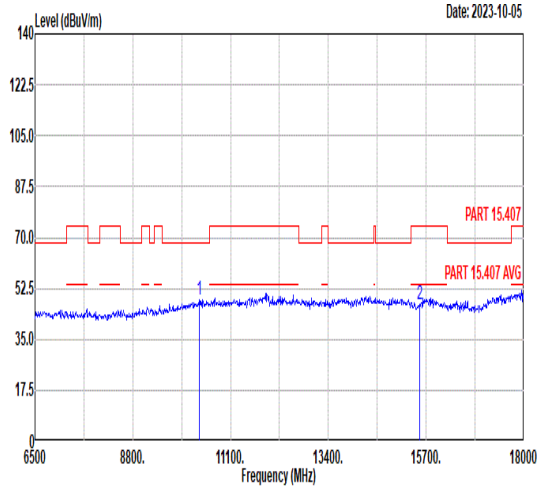 <br><br>Freq Level Limit Line Margin Read Level Ant Factor Cable Loss Preamp Factor APos TPos Remark<br>MHz dBuV/m dBuV/m dB dBuV dB/m dB dB cm deg<br>1 10360.00 48.68 68.30 -19.62 59.33 37.62 10.73 59.00 -- -- Peak<br>2 15540.00 46.87 74.00 -27.13 52.53 40.56 12.72 58.94 -- -- Peak | 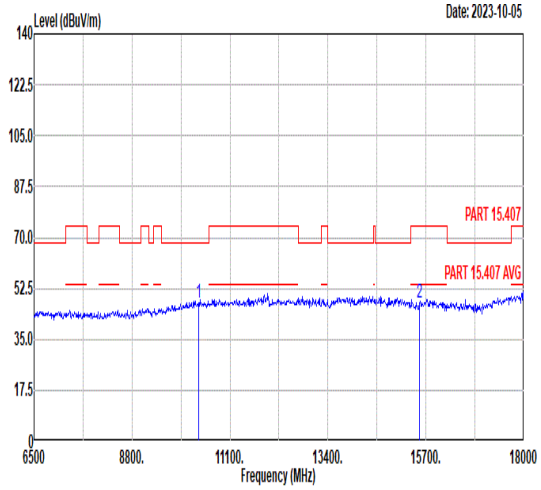 <br><br>Freq Level Limit Line Margin Read Level Ant Factor Cable Loss Preamp Factor APos TPos Remark<br>MHz dBuV/m dBuV/m dB dBuV dB/m dB dB cm deg<br>1 10360.00 47.43 68.30 -20.87 58.08 37.62 10.73 59.00 -- -- Peak<br>2 15540.00 47.30 74.00 -26.70 52.96 40.56 12.72 58.94 -- -- Peak |

| Mode | 2 | |
|---|---|---|
| | Band Edge - L | |
| | U-NII-1_5.15-5.25_802.11a_CH44_5220MHz | |
| ANT | 0+1 | |
| Pol. | Horizontal | Fundamental |
| Peak | 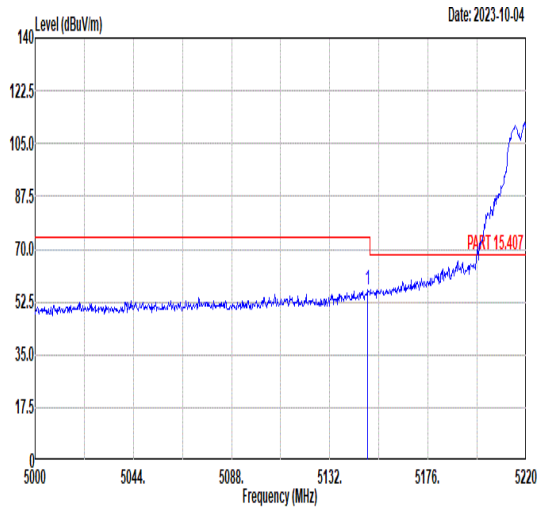 <br>Freq Level Limit Line Margin Read Level Ant Factor Cable Loss Preamp Factor APos TPos Remark<br>MHz dBuV/m dBuV/m dB dBuV dB/m dB dB cm deg<br>1 5148.94 56.72 74.00 -17.28 47.22 34.42 7.92 32.84 200 270 PEAK | 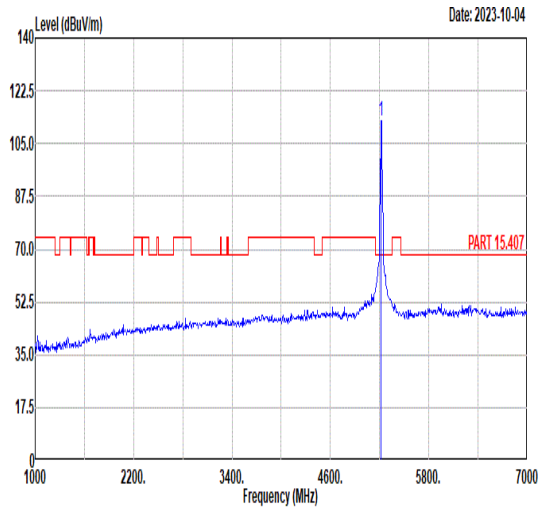 <br>Freq Level Limit Line Margin Read Level Ant Factor Cable Loss Preamp Factor APos TPos Remark<br>MHz dBuV/m dBuV/m dB dBuV dB/m dB dB cm deg<br>1 5220.00 112.55 ------ ------ 103.05 34.48 7.99 32.97 200 270 PEAK |
| Avg | 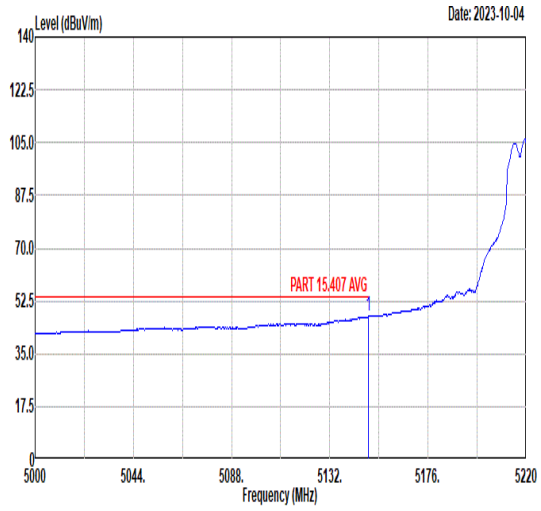 <br>Freq Level Limit Line Margin Read Level Ant Factor Cable Loss Preamp Factor APos TPos Remark<br>MHz dBuV/m dBuV/m dB dBuV dB/m dB dB cm deg<br>1 5149.16 47.52 54.00 -6.48 38.02 34.42 7.92 32.84 200 270 AVERAGE | 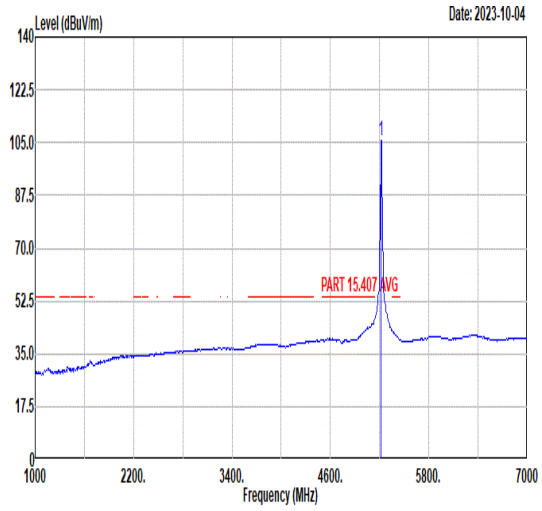 <br>Freq Level Limit Line Margin Read Level Ant Factor Cable Loss Preamp Factor APos TPos Remark<br>MHz dBuV/m dBuV/m dB dBuV dB/m dB dB cm deg<br>1 5220.00 105.80 ------ ------ 96.31 34.47 7.98 32.96 200 270 AVERAGE |

| Mode | 2 | |
|---|---|---|
| | Band Edge - R | |
| | U-NII-1_5.15-5.25_802.11a_CH44_5220MHz | |
| ANT | 0+1 | |
| Pol. | Horizontal | Fundamental |
| Peak | 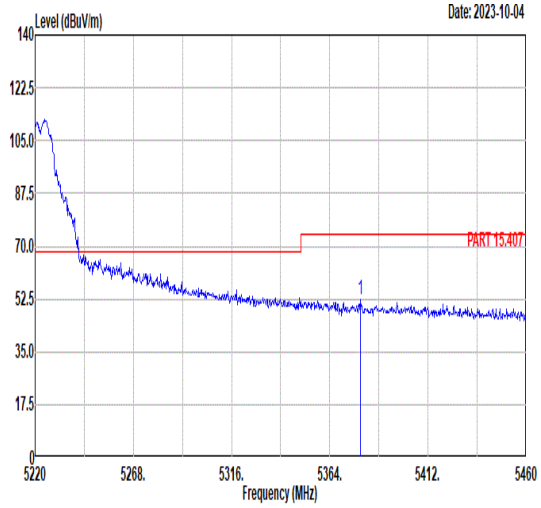 <br>Freq Level Limit Line Margin Read Level Ant Factor Cable Loss Preamp Factor APos TPos Remark<br>MHz dBuV/m dBuV/m dB dBuV dB/m dB dB cm deg<br>1 5378.88 52.55 74.00 -21.45 42.76 34.60 8.41 33.22 200 270 PEAK | Blank |
| Avg | 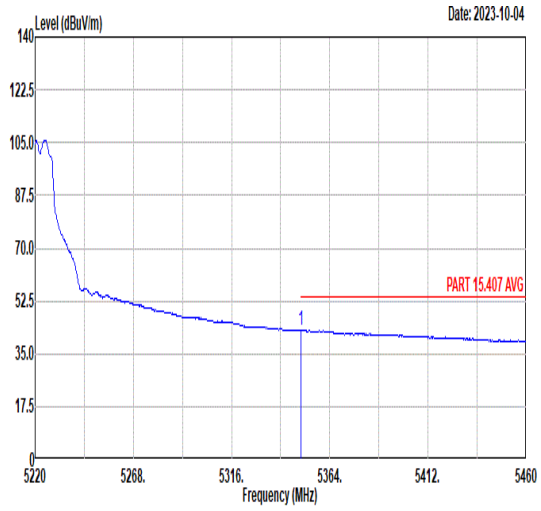 <br>Freq Level Limit Line Margin Read Level Ant Factor Cable Loss Preamp Factor APos TPos Remark<br>MHz dBuV/m dBuV/m dB dBuV dB/m dB dB cm deg<br>1 5350.08 42.69 54.00 -11.31 32.95 34.58 8.33 33.17 200 270 AVERAGE | Blank |

| Mode | 2 | |
|---|---|---|
| | Band Edge - L | |
| | U-NII-1_5.15-5.25_802.11a_CH44_5220MHz | |
| ANT | 0+1 | |
| Pol. | Vertical | Fundamental |
| Peak | 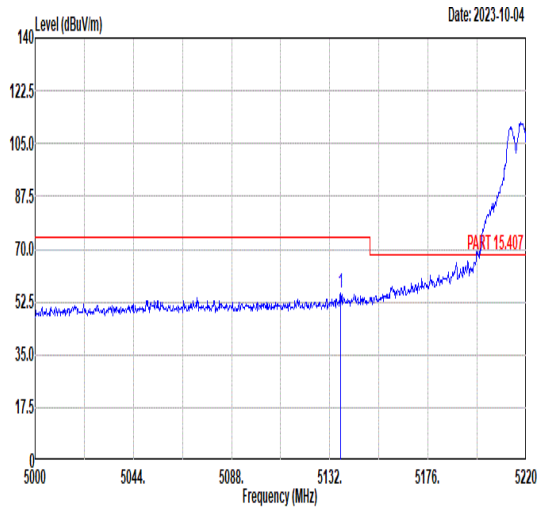 <br>Freq Level Limit Line Margin Read Level Ant Factor Cable Loss Preamp Factor APos TPos Remark<br>MHz dBuV/m dBuV/m dB dBuV dB/m dB dB cm deg<br>1 5136.84 55.28 74.00 -18.72 45.78 34.41 7.91 32.82 320 12 PEAK | 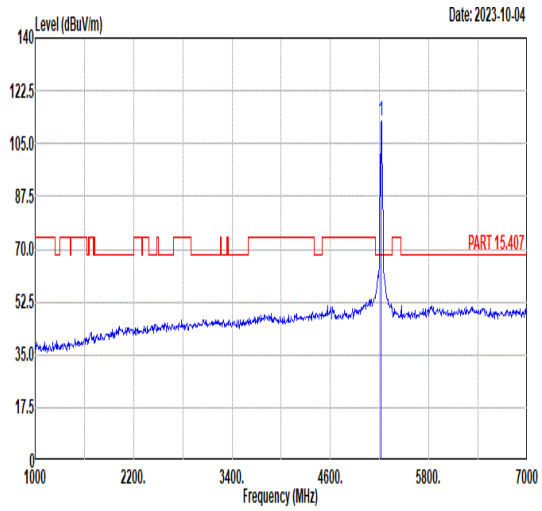 <br>Freq Level Limit Line Margin Read Level Ant Factor Cable Loss Preamp Factor APos TPos Remark<br>MHz dBuV/m dBuV/m dB dBuV dB/m dB dB cm deg<br>1 5220.00 112.41 ------ ------ 102.91 34.48 7.99 32.97 320 12 PEAK |
| Avg | 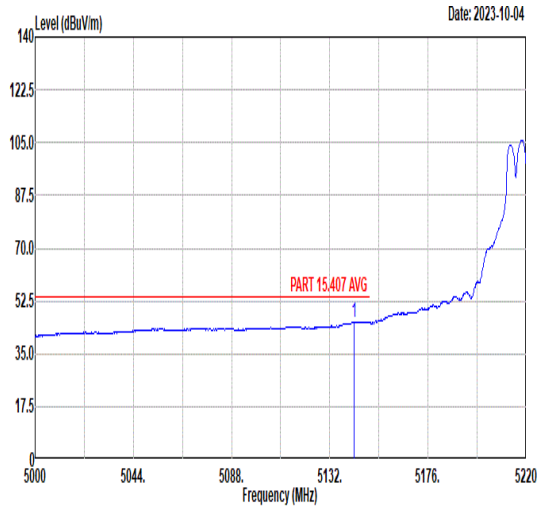 <br>Freq Level Limit Line Margin Read Level Ant Factor Cable Loss Preamp Factor APos TPos Remark<br>MHz dBuV/m dBuV/m dB dBuV dB/m dB dB cm deg<br>1 5142.78 45.66 54.00 -8.34 36.16 34.42 7.91 32.83 320 12 AVERAGE | 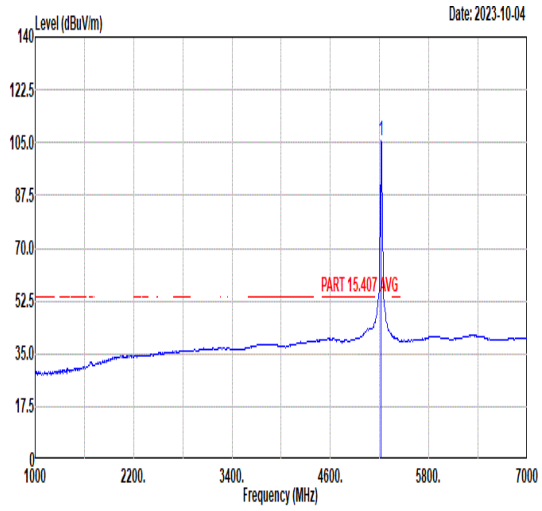 <br>Freq Level Limit Line Margin Read Level Ant Factor Cable Loss Preamp Factor APos TPos Remark<br>MHz dBuV/m dBuV/m dB dBuV dB/m dB dB cm deg<br>1 5220.00 105.47 ------ ------ 95.98 34.47 7.98 32.96 320 12 AVERAGE |

| Mode | 2 | |
|---|---|---|
| | Band Edge - R | |
| | U-NII-1_5.15-5.25_802.11a_CH44_5220MHz | |
| ANT | 0+1 | |
| Pol. | Vertical | Fundamental |
| Peak | 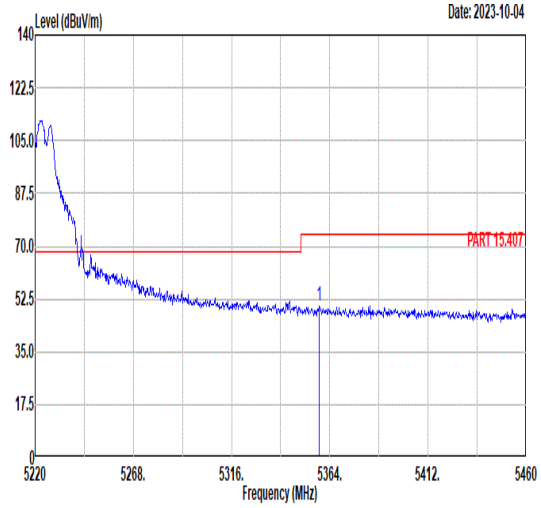 <br>Freq Level Limit Line Margin Read Level Ant Factor Cable Loss Preamp Factor APos TPos Remark<br>MHz dBuV/m dBuV/m dB dBuV dB/m dB dB cm deg<br>1 5358.96 50.29 74.00 -23.71 40.53 34.59 8.35 33.18 320 12 PEAK | Blank |
| Avg | 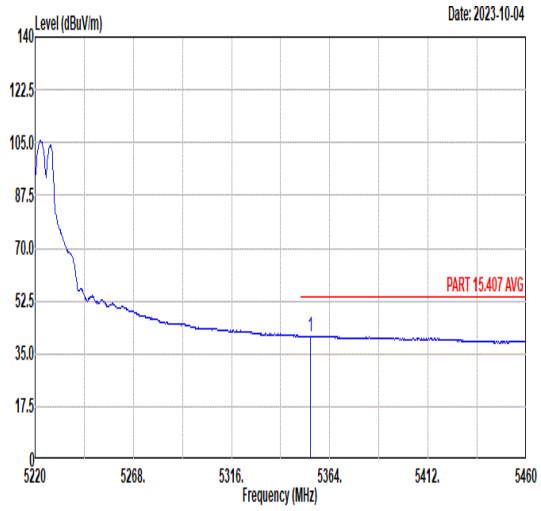 <br>Freq Level Limit Line Margin Read Level Ant Factor Cable Loss Preamp Factor APos TPos Remark<br>MHz dBuV/m dBuV/m dB dBuV dB/m dB dB cm deg<br>1 5354.40 40.87 54.00 -13.13 31.13 34.58 8.34 33.18 320 12 AVERAGE | Blank |

| Mode | 2 | |
|---|---|---|
| | Harmonic | |
| | U-NII-1_5.15-5.25_802.11a_CH44_5220MHz | |
| ANT | 0+1 | |
| Pol. | Horizontal | Vertical |
| Peak<br>Avg | 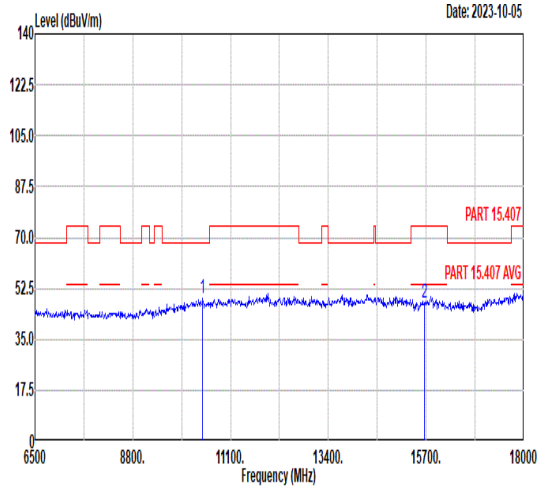 <br><br>Freq Level Limit Line Margin Read Level Ant Factor Cable Loss Preamp Factor APos TPos Remark<br>MHz dBuV/m dBuV/m dB dBuV dB/m dB dB cm deg<br>1 10440.00 48.91 68.30 -19.39 59.37 37.66 10.79 58.91 -- -- Peak<br>2 15660.00 47.57 74.00 -26.43 53.31 40.60 12.72 59.06 -- -- Peak | 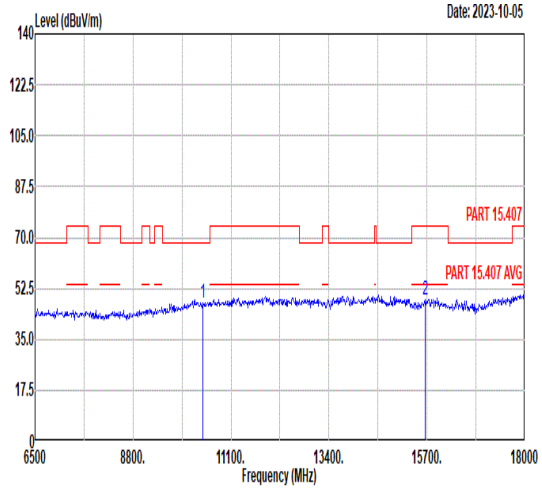 <br><br>Freq Level Limit Line Margin Read Level Ant Factor Cable Loss Preamp Factor APos TPos Remark<br>MHz dBuV/m dBuV/m dB dBuV dB/m dB dB cm deg<br>1 10440.00 47.51 68.30 -20.79 57.97 37.66 10.79 58.91 -- -- Peak<br>2 15660.00 48.67 74.00 -25.33 54.41 40.60 12.72 59.06 -- -- Peak |

| Mode | 3 | |
|---|---|---|
| | Band Edge - L | |
| | U-NII-1_5.15-5.25_802.11a_CH48_5240MHz | |
| ANT | 0+1 | |
| Pol. | Horizontal | Fundamental |
| Peak | 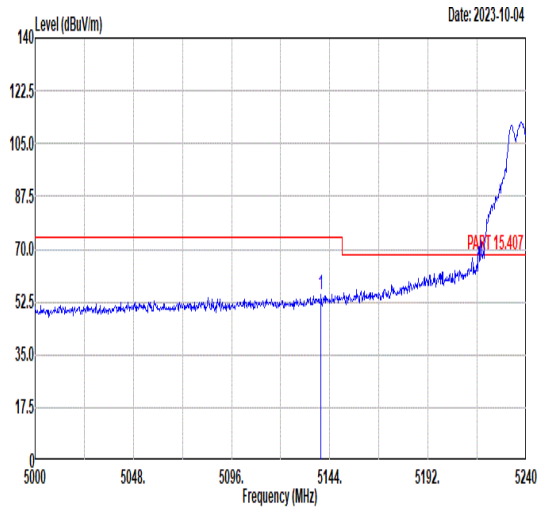 <br>Freq Level Limit Line Margin Read Level Ant Factor Cable Loss Preamp Factor APos TPos Remark<br>MHz dBuV/m dBuV/m dB dBuV dB/m dB dB cm deg<br>1 5139.68 55.00 74.00 -19.00 45.51 34.41 7.91 32.83 200 268 PEAK | 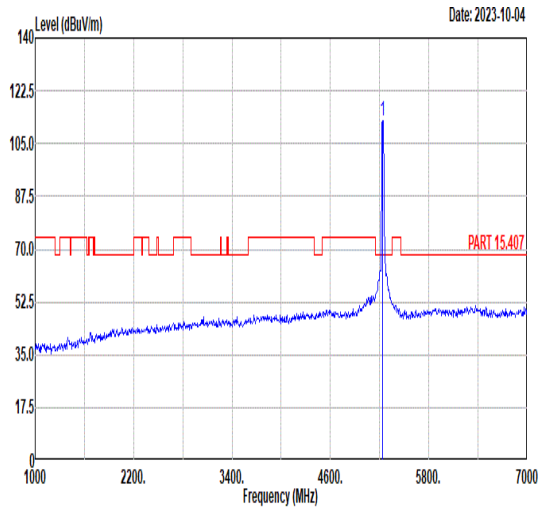 <br>Freq Level Limit Line Margin Read Level Ant Factor Cable Loss Preamp Factor APos TPos Remark<br>MHz dBuV/m dBuV/m dB dBuV dB/m dB dB cm deg<br>1 5240.00 112.49 ------ ------ 102.96 34.49 8.04 33.00 200 268 PEAK |
| Avg | 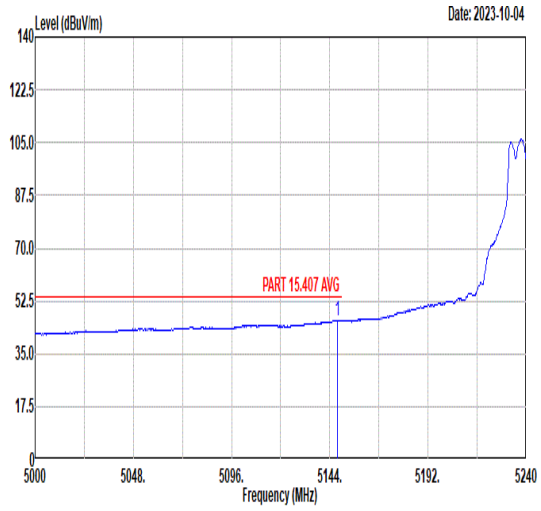 <br>Freq Level Limit Line Margin Read Level Ant Factor Cable Loss Preamp Factor APos TPos Remark<br>MHz dBuV/m dBuV/m dB dBuV dB/m dB dB cm deg<br>1 5147.60 45.98 54.00 -8.02 36.48 34.42 7.92 32.84 200 268 AVERAGE | 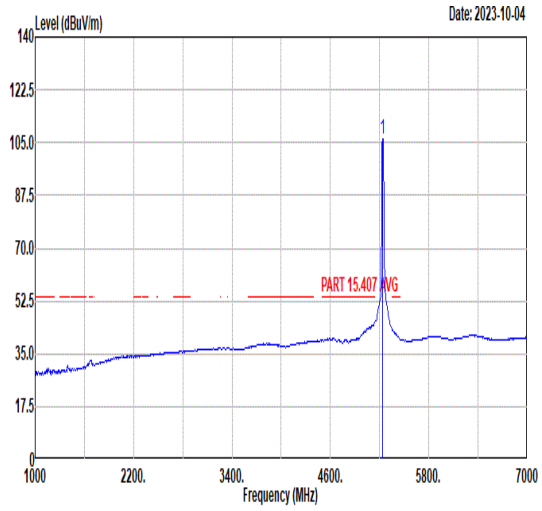 <br>Freq Level Limit Line Margin Read Level Ant Factor Cable Loss Preamp Factor APos TPos Remark<br>MHz dBuV/m dBuV/m dB dBuV dB/m dB dB cm deg<br>1 5240.00 106.08 ------ ------ 96.55 34.49 8.04 33.00 200 268 AVERAGE |

| Mode | 3 | |
|---|---|---|
| | Band Edge - R | |
| | U-NII-1_5.15-5.25_802.11a_CH48_5240MHz | |
| ANT | 0+1 | |
| Pol. | Horizontal | Fundamental |
| Peak | 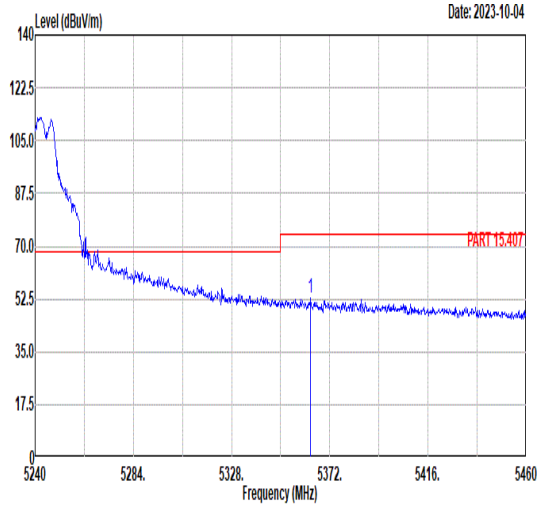 <br>Freq Level Limit Line Margin Read Level Ant Factor Cable Loss Preamp Factor APos TPos Remark<br>MHz dBuV/m dBuV/m dB dBuV dB/m dB dB cm deg<br>1 5363.42 52.60 74.00 -21.40 42.84 34.59 8.36 33.19 200 268 PEAK | Blank |
| Avg | 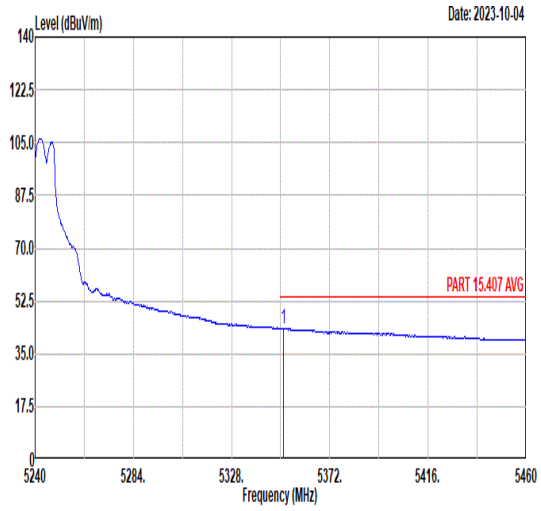 <br>Freq Level Limit Line Margin Read Level Ant Factor Cable Loss Preamp Factor APos TPos Remark<br>MHz dBuV/m dBuV/m dB dBuV dB/m dB dB cm deg<br>1 5351.10 43.33 54.00 -10.67 33.59 34.58 8.33 33.17 200 268 AVERAGE | Blank |

| Mode | 3 | |
|---|---|---|
| | Band Edge - L | |
| | U-NII-1_5.15-5.25_802.11a_CH48_5240MHz | |
| ANT | 0+1 | |
| Pol. | Vertical | Fundamental |
| Peak | 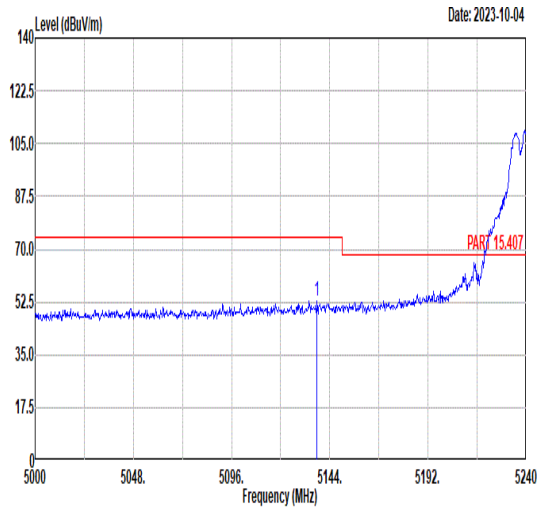 <br>Freq Level Limit Line Margin Read Level Ant Factor Cable Loss Preamp Factor APos TPos Remark<br>MHz dBuV/m dBuV/m dB dBuV dB/m dB dB cm deg<br>1 5137.76 52.86 74.00 -21.14 43.37 34.41 7.91 32.83 349 0 PEAK | 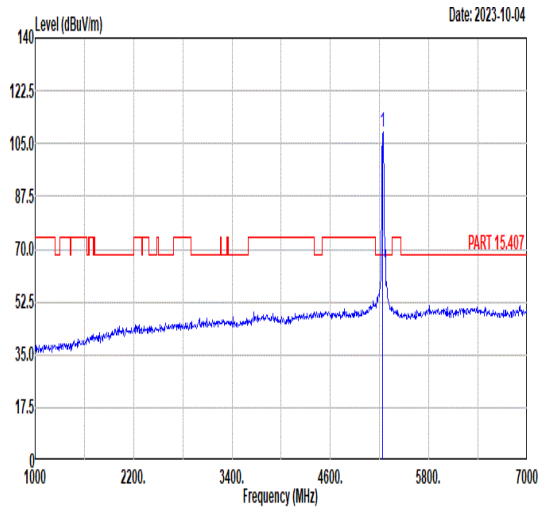 <br>Freq Level Limit Line Margin Read Level Ant Factor Cable Loss Preamp Factor APos TPos Remark<br>MHz dBuV/m dBuV/m dB dBuV dB/m dB dB cm deg<br>1 5240.00 109.00 ------ ------ 99.47 34.49 8.04 33.00 349 0 PEAK |
| Avg | 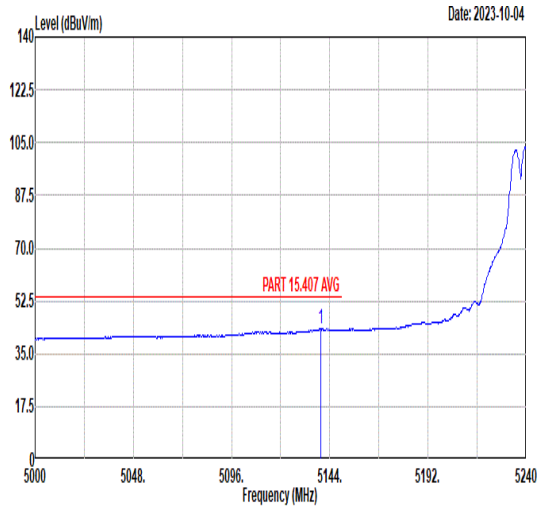 <br>Freq Level Limit Line Margin Read Level Ant Factor Cable Loss Preamp Factor APos TPos Remark<br>MHz dBuV/m dBuV/m dB dBuV dB/m dB dB cm deg<br>1 5139.68 43.27 54.00 -10.73 33.78 34.41 7.91 32.83 349 0 AVERAGE | 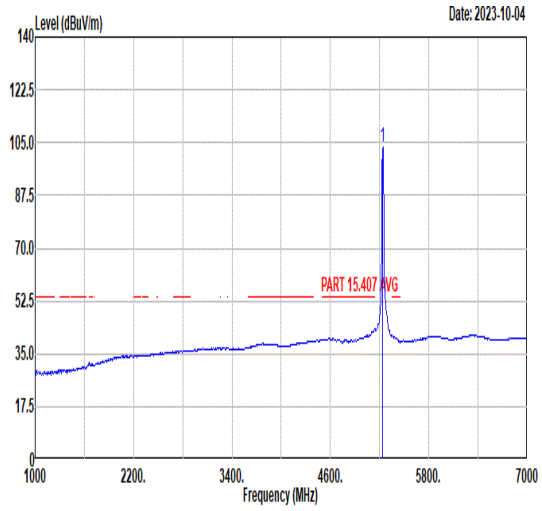 <br>Freq Level Limit Line Margin Read Level Ant Factor Cable Loss Preamp Factor APos TPos Remark<br>MHz dBuV/m dBuV/m dB dBuV dB/m dB dB cm deg<br>1 5240.00 103.31 ------ ------ 93.78 34.49 8.04 33.00 349 0 AVERAGE |

| Mode | 3 | |
|---|---|---|
| | Band Edge - R | |
| | U-NII-1_5.15-5.25_802.11a_CH48_5240MHz | |
| ANT | 0+1 | |
| Pol. | Vertical | Fundamental |
| Peak | 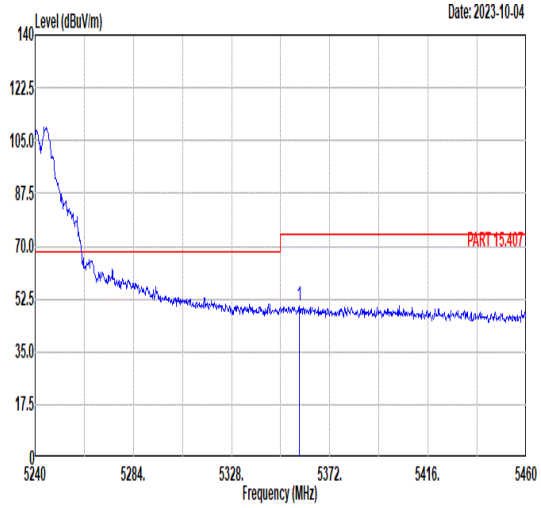 <br>Freq Level Limit Line Margin Read Level Ant Factor Cable Loss Preamp Factor APos TPos Remark<br>MHz dBuV/m dBuV/m dB dBuV dB/m dB dB cm deg<br>1 5358.36 50.05 74.00 -23.95 40.30 34.58 8.35 33.18 349 0 PEAK | Blank |
| Avg | 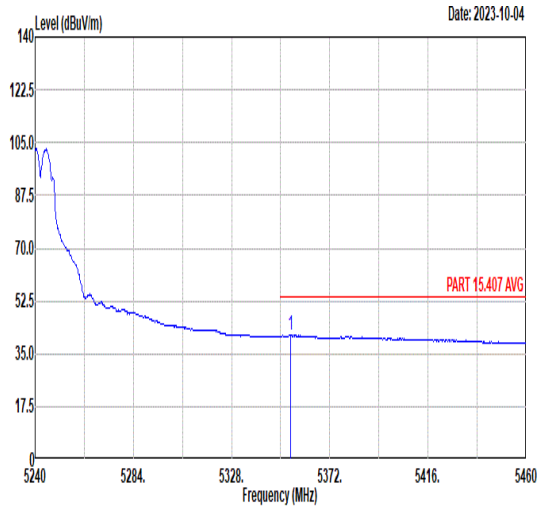 <br>Freq Level Limit Line Margin Read Level Ant Factor Cable Loss Preamp Factor APos TPos Remark<br>MHz dBuV/m dBuV/m dB dBuV dB/m dB dB cm deg<br>1 5354.62 41.09 54.00 -12.91 31.35 34.58 8.34 33.18 349 0 AVERAGE | Blank |

| Mode | 3 | |
|---|---|---|
| | Harmonic | |
| | U-NII-1_5.15-5.25_802.11a_CH48_5240MHz | |
| ANT | 0+1 | |
| Pol. | Horizontal | Vertical |
| Peak<br>Avg | 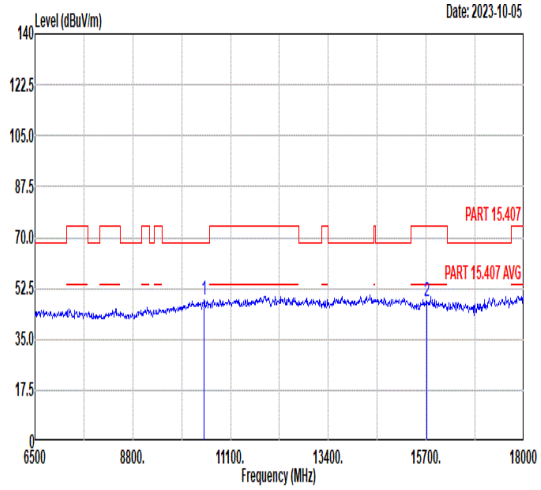 <br><br>Freq Level Limit Line Margin Read Level Ant Factor Cable Loss Preamp Factor APos TPos Remark<br>MHz dBuV/m dBuV/m dB dBuV dB/m dB dB cm deg<br>1 10480.00 48.78 68.30 -19.52 59.14 37.69 10.82 58.87 -- -- Peak<br>2 15720.00 48.31 74.00 -25.69 54.10 40.62 12.71 59.12 -- -- Peak | 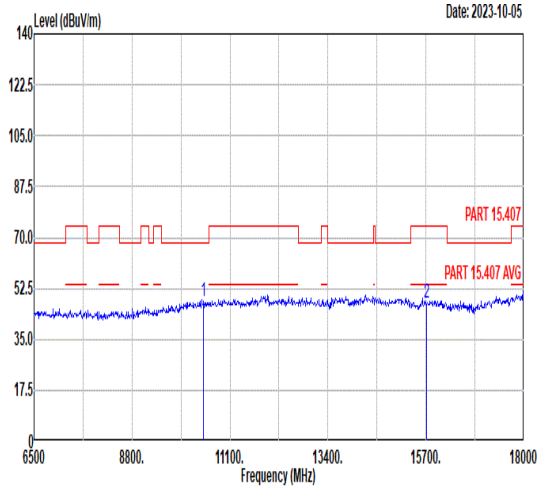 <br><br>Freq Level Limit Line Margin Read Level Ant Factor Cable Loss Preamp Factor APos TPos Remark<br>MHz dBuV/m dBuV/m dB dBuV dB/m dB dB cm deg<br>1 10480.00 48.30 68.30 -20.00 58.66 37.69 10.82 58.87 -- -- Peak<br>2 15720.00 47.79 74.00 -26.21 53.58 40.62 12.71 59.12 -- -- Peak |

| Mode | 4 | |
|---|---|---|
| | Band Edge | |
| | U-NII-1_5.15-5.25_802.11ax HE20_CH36_Full RU _5180MHz | |
| ANT | 0+1 | |
| Pol. | Horizontal | Fundamental |
| Peak | 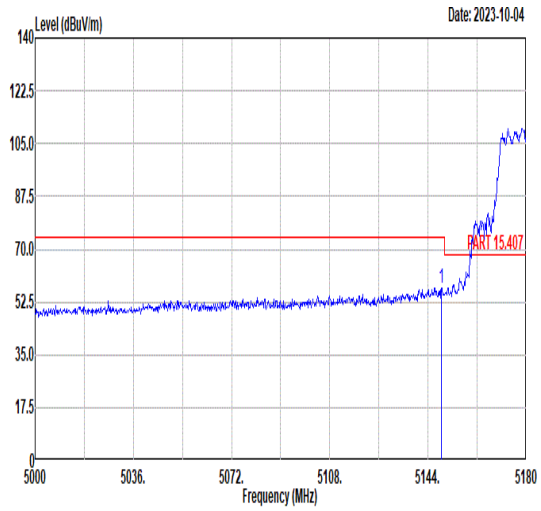 <br>Freq Level Limit Line Margin Read Level Ant Factor Cable Loss Preamp Factor APos TPos Remark<br>MHz dBuV/m dBuV/m dB dBuV dB/m dB dB cm deg<br>1 5148.86 57.17 74.00 -16.83 47.67 34.42 7.92 32.84 200 273 PEAK | 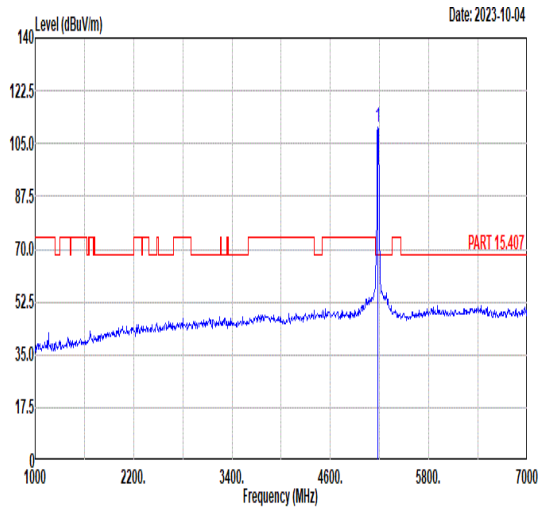 <br>Freq Level Limit Line Margin Read Level Ant Factor Cable Loss Preamp Factor APos TPos Remark<br>MHz dBuV/m dBuV/m dB dBuV dB/m dB dB cm deg<br>1 5180.00 110.55 ------ ------ 101.06 34.44 7.94 32.89 200 273 PEAK |
| Avg | 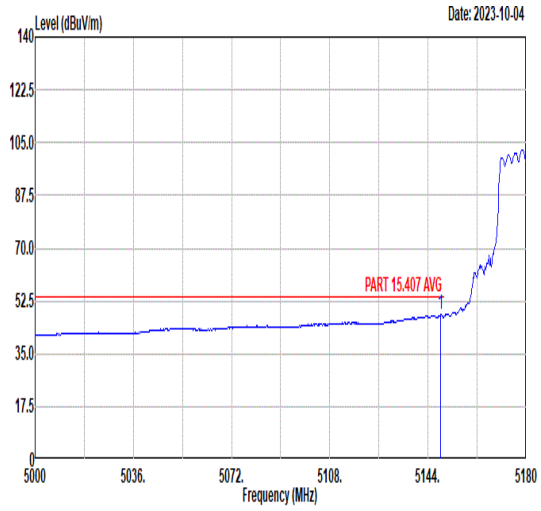 <br>Freq Level Limit Line Margin Read Level Ant Factor Cable Loss Preamp Factor APos TPos Remark<br>MHz dBuV/m dBuV/m dB dBuV dB/m dB dB cm deg<br>1 5148.68 47.85 54.00 -6.15 38.35 34.42 7.92 32.84 200 273 AVERAGE | 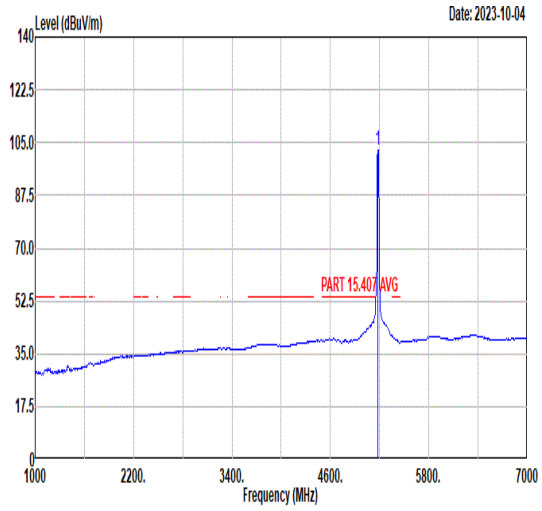 <br>Freq Level Limit Line Margin Read Level Ant Factor Cable Loss Preamp Factor APos TPos Remark<br>MHz dBuV/m dBuV/m dB dBuV dB/m dB dB cm deg<br>1 5180.00 102.61 ------ ------ 93.12 34.45 7.94 32.90 200 273 AVERAGE |

| Mode | 4 | |
|---|---|---|
| | Band Edge | |
| | U-NII-1_5.15-5.25_802.11ax HE20_CH36_Full RU _5180MHz | |
| ANT | 0+1 | |
| Pol. | Vertical | Fundamental |
| Peak | 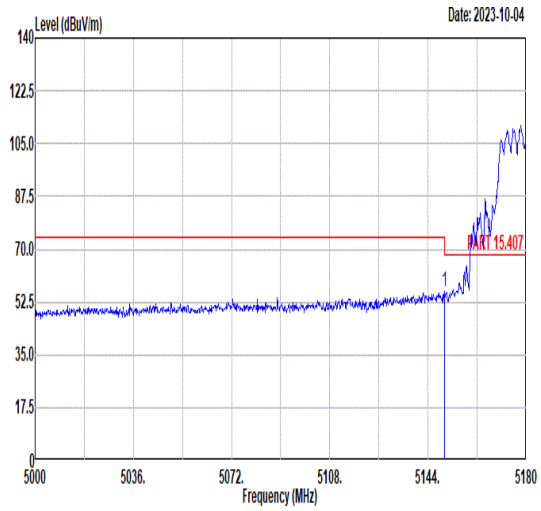 <br>Freq Level Limit Line Margin Read Level Ant Factor Cable Loss Preamp Factor APos TPos Remark<br>MHz dBuV/m dBuV/m dB dBuV dB/m dB dB cm deg<br>1 5149.94 56.19 74.00 -17.81 46.70 34.42 7.92 32.85 255 8 PEAK | 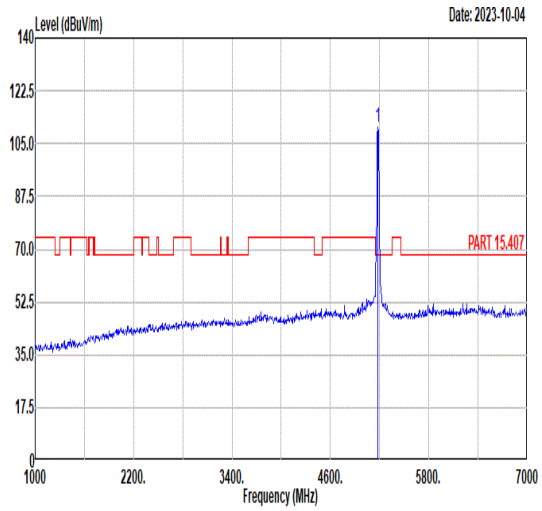 <br>Freq Level Limit Line Margin Read Level Ant Factor Cable Loss Preamp Factor APos TPos Remark<br>MHz dBuV/m dBuV/m dB dBuV dB/m dB dB cm deg<br>1 5180.00 110.23 ------ ------ 100.74 34.45 7.94 32.90 255 8 PEAK |
| Avg | 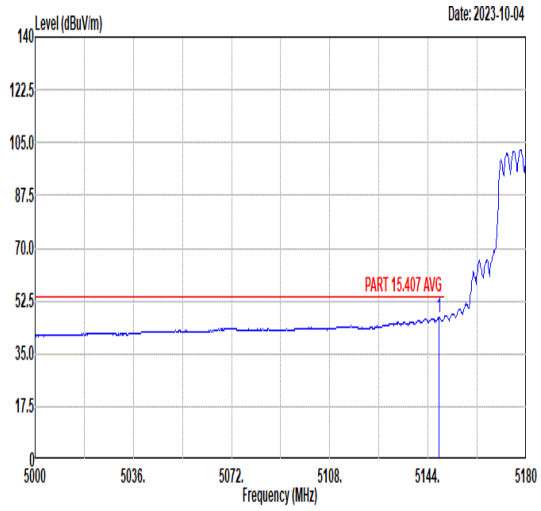 <br>Freq Level Limit Line Margin Read Level Ant Factor Cable Loss Preamp Factor APos TPos Remark<br>MHz dBuV/m dBuV/m dB dBuV dB/m dB dB cm deg<br>1 5148.14 47.00 54.00 -7.00 37.50 34.42 7.92 32.84 255 8 AVERAGE | 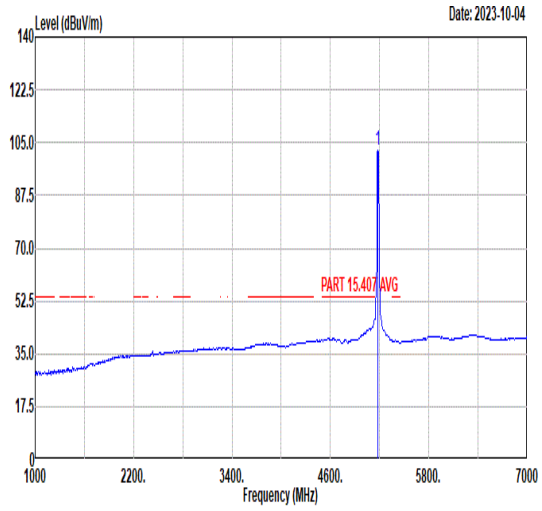 <br>Freq Level Limit Line Margin Read Level Ant Factor Cable Loss Preamp Factor APos TPos Remark<br>MHz dBuV/m dBuV/m dB dBuV dB/m dB dB cm deg<br>1 5180.00 102.54 ------ ------ 93.05 34.45 7.94 32.90 255 8 AVERAGE |

| Mode | 4 | |
|---|---|---|
| | Harmonic | |
| | U-NII-1_5.15-5.25_802.11ax HE20_CH36_Full RU _5180MHz | |
| ANT | 0+1 | |
| Pol. | Horizontal | Vertical |
| Peak<br>Avg | 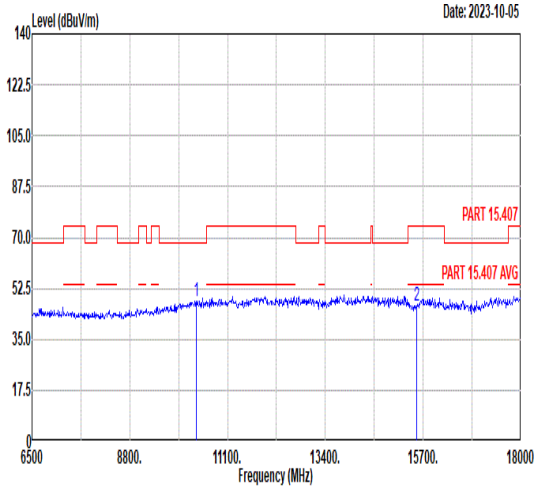 <br><br>Freq Level Limit Line Margin Read Level Ant Factor Cable Loss Preamp Factor APos TPos Remark<br>MHz dBuV/m dBuV/m dB dBuV dB/m dB dB cm deg<br>1 10360.00 48.28 68.30 -20.02 58.93 37.62 10.73 59.00 -- -- Peak<br>2 15540.00 46.65 74.00 -27.35 52.31 40.56 12.72 58.94 -- -- Peak | 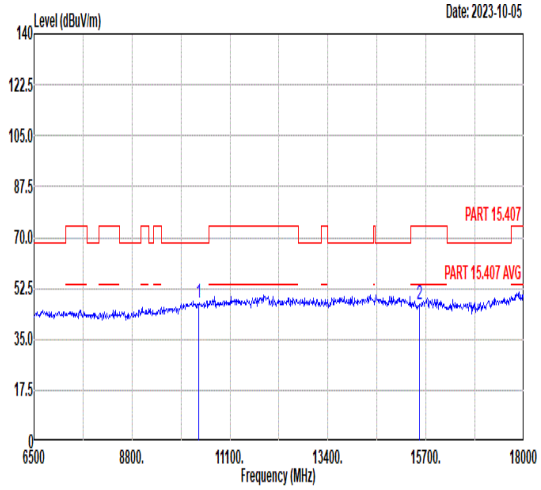 <br><br>Freq Level Limit Line Margin Read Level Ant Factor Cable Loss Preamp Factor APos TPos Remark<br>MHz dBuV/m dBuV/m dB dBuV dB/m dB dB cm deg<br>1 10360.00 47.61 68.30 -20.69 58.26 37.62 10.73 59.00 -- -- Peak<br>2 15540.00 47.13 74.00 -26.87 52.79 40.56 12.72 58.94 -- -- Peak |

| Mode | 5 | |
|---|---|---|
| | Band Edge | |
| | U-NII-1_5.15-5.25_802.11ax HE20_CH36_Partial_RU 26/0_5180MHz | |
| ANT | 0+1 | |
| Pol. | Horizontal | Fundamental |
| Peak | 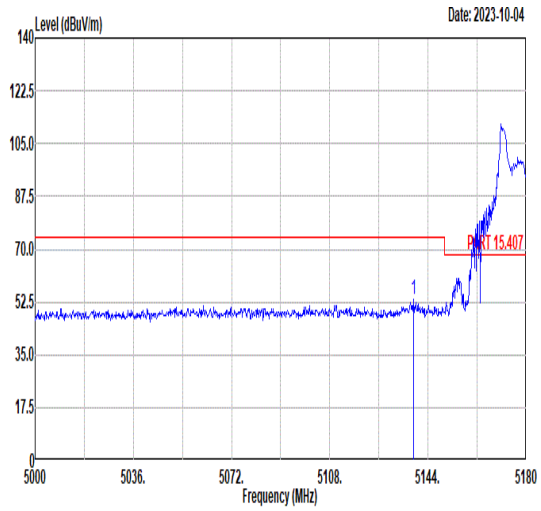 <br>Freq Level Limit Line Margin Read Level Ant Factor Cable Loss Preamp Factor APos TPos Remark<br>MHz dBuV/m dBuV/m dB dBuV dB/m dB dB cm deg<br>1 5138.60 53.16 74.00 -20.84 43.67 34.41 7.91 32.83 200 268 PEAK | 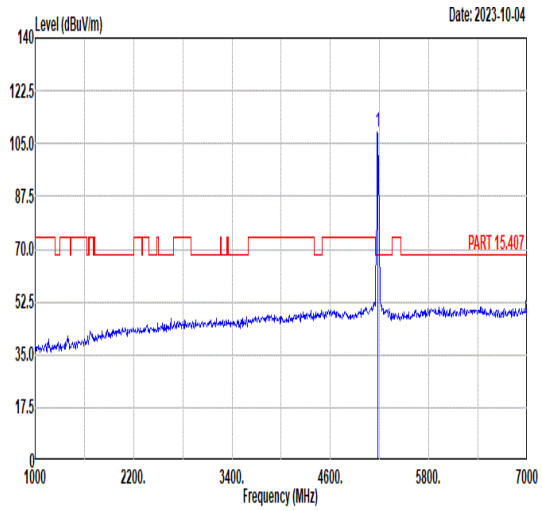 <br>Freq Level Limit Line Margin Read Level Ant Factor Cable Loss Preamp Factor APos TPos Remark<br>MHz dBuV/m dBuV/m dB dBuV dB/m dB dB cm deg<br>1 5180.00 108.99 ------ ------ 99.50 34.44 7.93 32.88 200 268 PEAK |
| Avg | 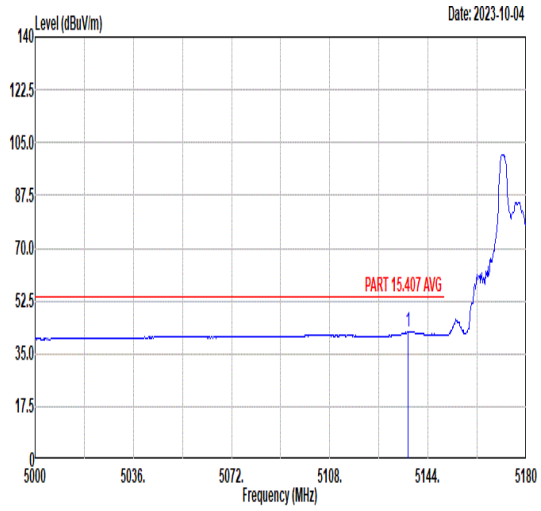 <br>Freq Level Limit Line Margin Read Level Ant Factor Cable Loss Preamp Factor APos TPos Remark<br>MHz dBuV/m dBuV/m dB dBuV dB/m dB dB cm deg<br>1 5136.80 42.33 54.00 -11.67 32.83 34.41 7.91 32.82 200 268 AVERAGE | 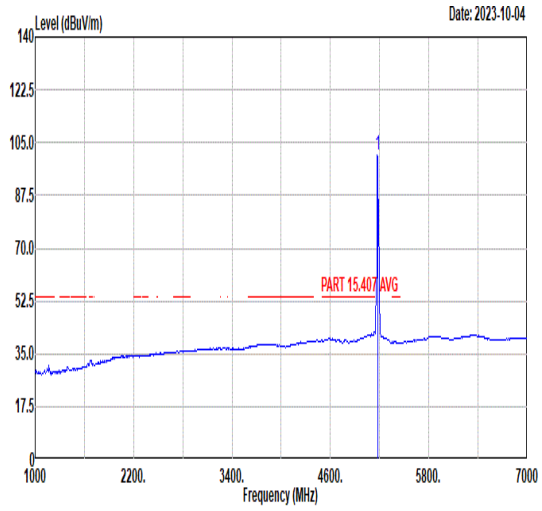 <br>Freq Level Limit Line Margin Read Level Ant Factor Cable Loss Preamp Factor APos TPos Remark<br>MHz dBuV/m dBuV/m dB dBuV dB/m dB dB cm deg<br>1 5180.00 100.72 ------ ------ 91.23 34.44 7.93 32.88 200 268 AVERAGE |

| Mode | 5 | |
|---|---|---|
| | Band Edge | |
| | U-NII-1_5.15-5.25_802.11ax HE20_CH36_Partial_RU 26/0_5180MHz | |
| ANT | 0+1 | |
| Pol. | Vertical | Fundamental |
| Peak | 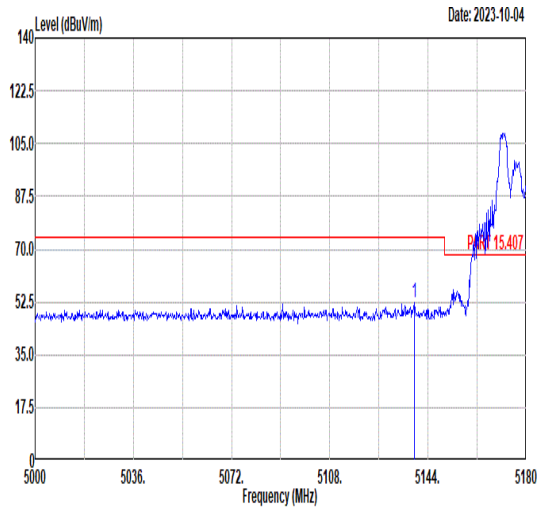 <br>Freq Level Limit Line Margin Read Level Ant Factor Cable Loss Preamp Factor APos TPos Remark<br>MHz dBuV/m dBuV/m dB dBuV dB/m dB dB cm deg<br>1 5138.96 52.18 74.00 -21.82 42.69 34.41 7.91 32.83 261 5 PEAK | 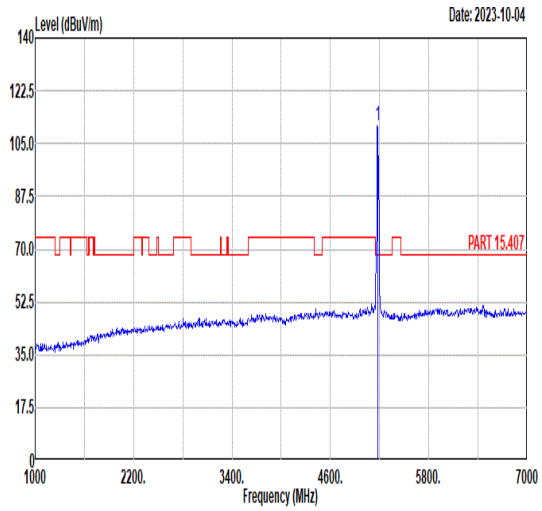 <br>Freq Level Limit Line Margin Read Level Ant Factor Cable Loss Preamp Factor APos TPos Remark<br>MHz dBuV/m dBuV/m dB dBuV dB/m dB dB cm deg<br>1 5180.00 110.75 ------ ------ 101.26 34.44 7.93 32.88 261 5 PEAK |
| Avg | 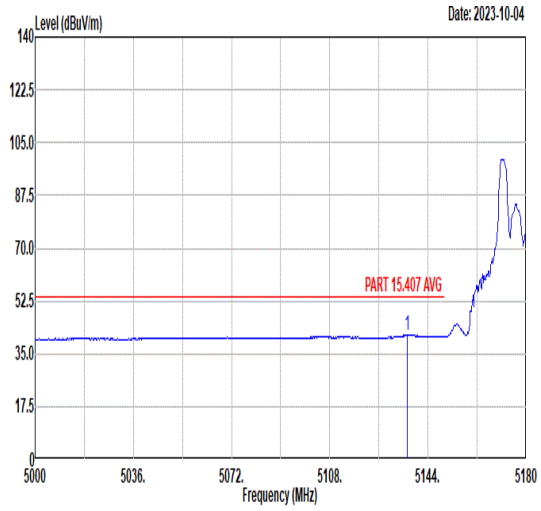 <br>Freq Level Limit Line Margin Read Level Ant Factor Cable Loss Preamp Factor APos TPos Remark<br>MHz dBuV/m dBuV/m dB dBuV dB/m dB dB cm deg<br>1 5136.26 41.31 54.00 -12.69 31.81 34.41 7.91 32.82 261 5 AVERAGE | 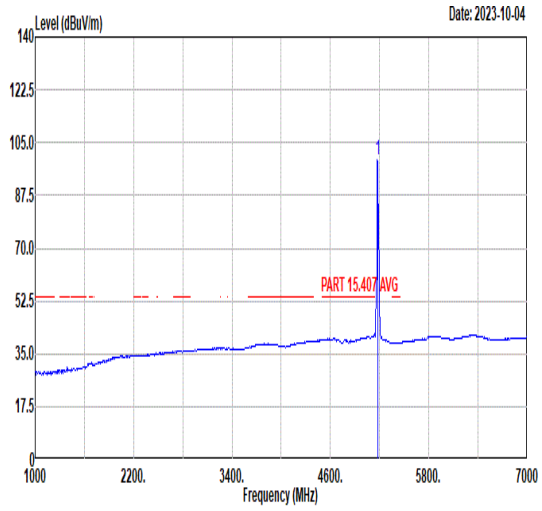 <br>Freq Level Limit Line Margin Read Level Ant Factor Cable Loss Preamp Factor APos TPos Remark<br>MHz dBuV/m dBuV/m dB dBuV dB/m dB dB cm deg<br>1 5180.00 99.14 ------ ------ 89.65 34.44 7.93 32.88 261 5 AVERAGE |

| Mode | 6 | |
|---|---|---|
| | Band Edge | |
| | U-NII-1_5.15-5.25_802.11ax HE20_CH36_ Partial_RU 52/37_5180MHz | |
| ANT | 0+1 | |
| Pol. | Horizontal | Fundamental |
| Peak | 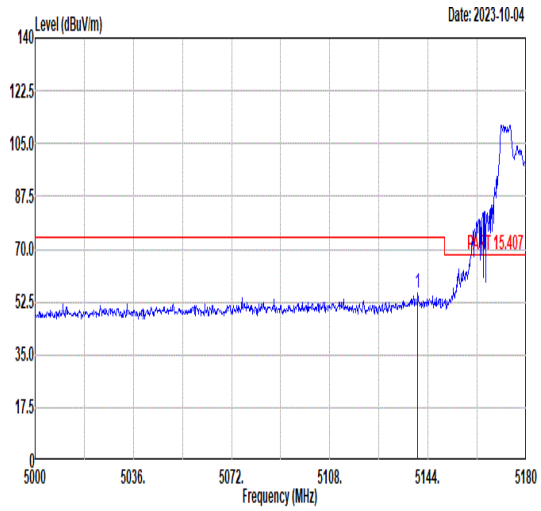 <br>Freq Level Limit Line Margin Read Level Ant Factor Cable Loss Preamp Factor APos TPos Remark<br>MHz dBuV/m dBuV/m dB dBuV dB/m dB dB cm deg<br>1 5140.22 55.57 74.00 -18.43 46.08 34.41 7.91 32.83 199 267 PEAK | 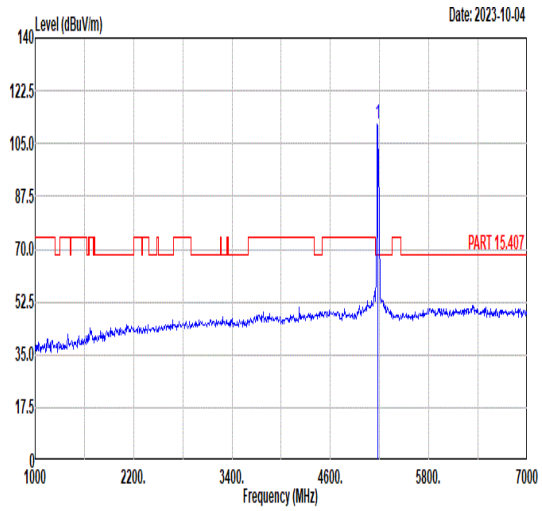 <br>Freq Level Limit Line Margin Read Level Ant Factor Cable Loss Preamp Factor APos TPos Remark<br>MHz dBuV/m dBuV/m dB dBuV dB/m dB dB cm deg<br>1 5180.00 111.38 ------ ------ 101.89 34.44 7.93 32.88 199 267 PEAK |
| Avg | 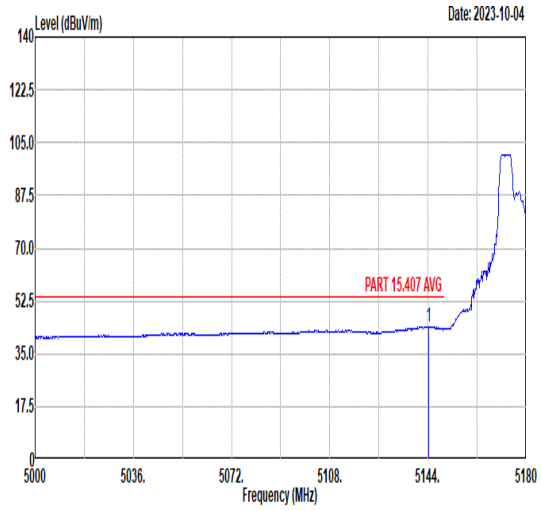 <br>Freq Level Limit Line Margin Read Level Ant Factor Cable Loss Preamp Factor APos TPos Remark<br>MHz dBuV/m dBuV/m dB dBuV dB/m dB dB cm deg<br>1 5144.36 44.03 54.00 -9.97 34.54 34.42 7.91 32.84 199 267 AVERAGE | 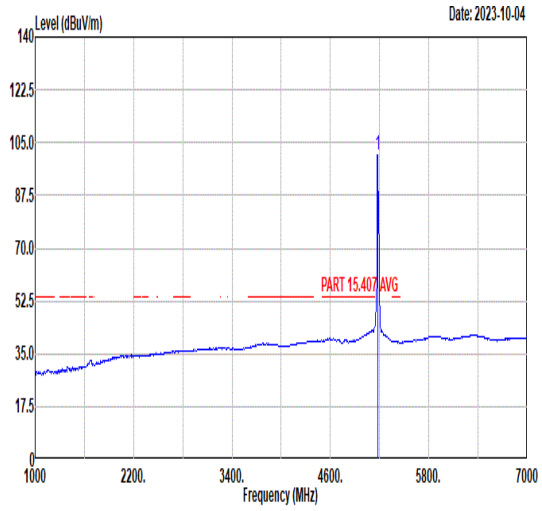 <br>Freq Level Limit Line Margin Read Level Ant Factor Cable Loss Preamp Factor APos TPos Remark<br>MHz dBuV/m dBuV/m dB dBuV dB/m dB dB cm deg<br>1 5180.00 100.78 ------ ------ 91.29 34.44 7.94 32.89 199 267 AVERAGE |

| Mode | 6 | |
|---|---|---|
| | Band Edge | |
| | U-NII-1_5.15-5.25_802.11ax HE20_CH36_ Partial_RU 52/37_5180MHz | |
| ANT | 0+1 | |
| Pol. | Vertical | Fundamental |
| Peak | 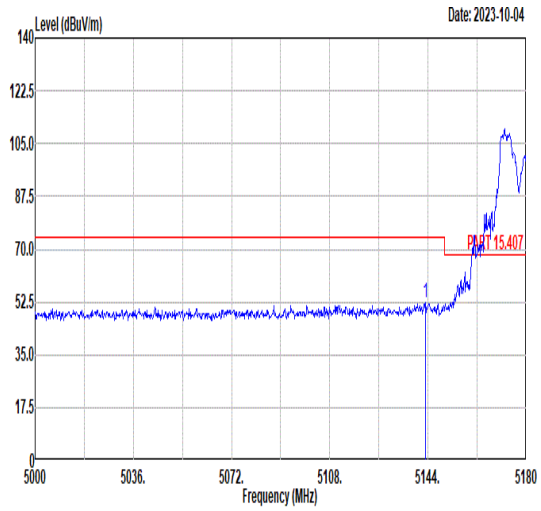 <br>Freq Level Limit Line Margin Read Level Ant Factor Cable Loss Preamp Factor APos TPos Remark<br>MHz dBuV/m dBuV/m dB dBuV dB/m dB dB cm deg<br>1 5143.10 52.05 74.00 -21.95 42.55 34.42 7.91 32.83 294 13 PEAK | 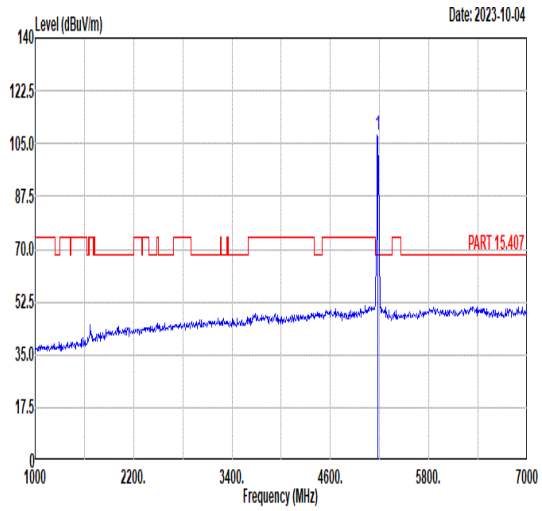 <br>Freq Level Limit Line Margin Read Level Ant Factor Cable Loss Preamp Factor APos TPos Remark<br>MHz dBuV/m dBuV/m dB dBuV dB/m dB dB cm deg<br>1 5180.00 107.82 ------ ------ 98.33 34.44 7.93 32.88 294 13 PEAK |
| Avg | 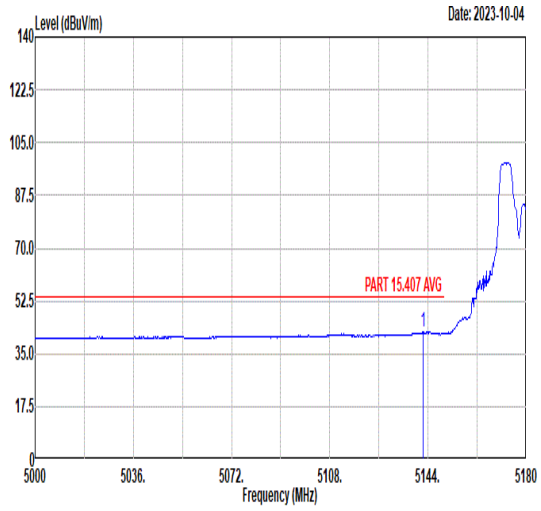 <br>Freq Level Limit Line Margin Read Level Ant Factor Cable Loss Preamp Factor APos TPos Remark<br>MHz dBuV/m dBuV/m dB dBuV dB/m dB dB cm deg<br>1 5142.20 42.21 54.00 -11.79 32.71 34.42 7.91 32.83 294 13 AVERAGE | 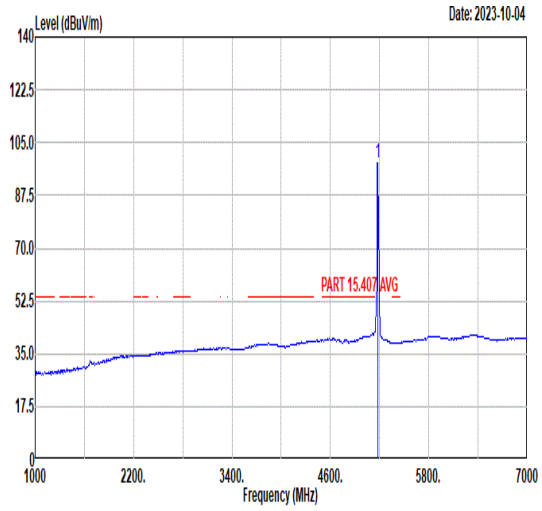 <br>Freq Level Limit Line Margin Read Level Ant Factor Cable Loss Preamp Factor APos TPos Remark<br>MHz dBuV/m dBuV/m dB dBuV dB/m dB dB cm deg<br>1 5180.00 98.06 ------ ------ 88.57 34.44 7.94 32.89 294 13 AVERAGE |

| Mode | 7 | |
|---|---|---|
| | Band Edge | |
| | U-NII-1_5.15-5.25_802.11ax HE20_CH36_Partial_RU 106/53_5180MHz | |
| ANT | 0+1 | |
| Pol. | Horizontal | Fundamental |
| Peak | 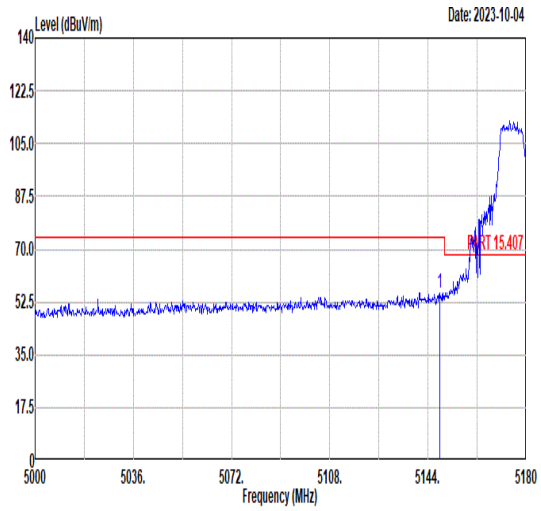 <br>Freq Level Limit Line Margin Read Level Ant Factor Cable Loss Preamp Factor APos TPos Remark<br>MHz dBuV/m dBuV/m dB dBuV dB/m dB dB cm deg<br>1 5148.32 55.54 74.00 -18.46 46.04 34.42 7.92 32.84 206 267 PEAK | 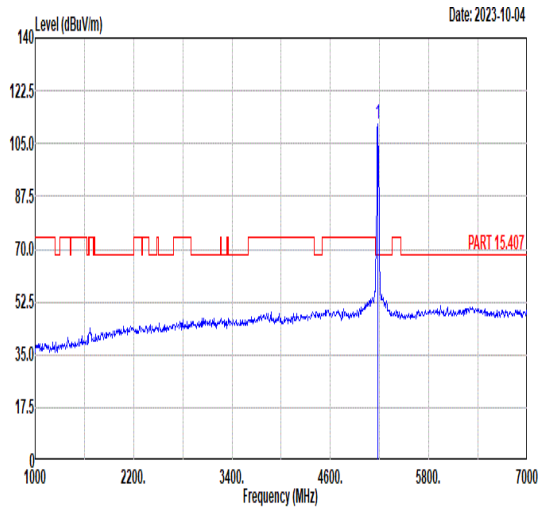 <br>Freq Level Limit Line Margin Read Level Ant Factor Cable Loss Preamp Factor APos TPos Remark<br>MHz dBuV/m dBuV/m dB dBuV dB/m dB dB cm deg<br>1 5180.00 111.49 ------ ------ 102.00 34.44 7.94 32.89 206 267 PEAK |
| Avg | 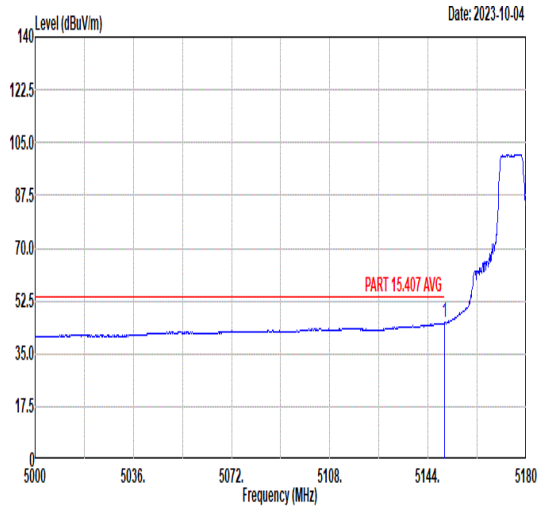 <br>Freq Level Limit Line Margin Read Level Ant Factor Cable Loss Preamp Factor APos TPos Remark<br>MHz dBuV/m dBuV/m dB dBuV dB/m dB dB cm deg<br>1 5149.94 45.20 54.00 -8.80 35.71 34.42 7.92 32.85 206 267 AVERAGE | 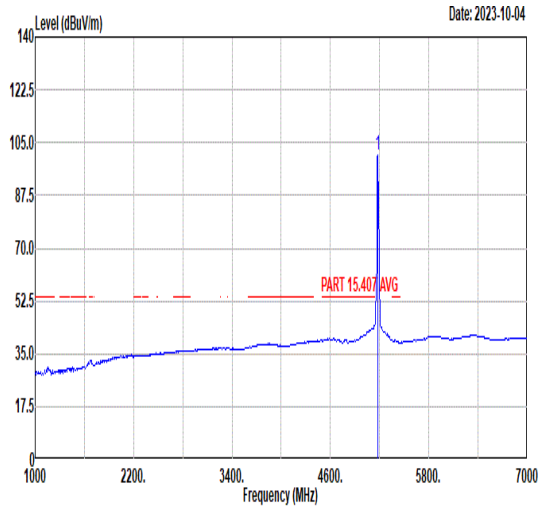 <br>Freq Level Limit Line Margin Read Level Ant Factor Cable Loss Preamp Factor APos TPos Remark<br>MHz dBuV/m dBuV/m dB dBuV dB/m dB dB cm deg<br>1 5180.00 100.92 ------ ------ 91.43 34.44 7.94 32.89 206 267 AVERAGE |

| Mode | 7 | |
|---|---|---|
| | Band Edge | |
| | U-NII-1_5.15-5.25_802.11ax HE20_CH36_Partial_RU 106/53_5180MHz | |
| ANT | 0+1 | |
| Pol. | Vertical | Fundamental |
| Peak | 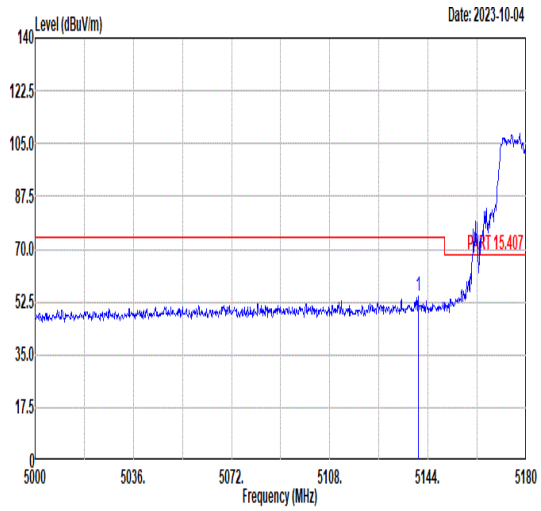 <br>Freq Level Limit Line Margin Read Level Ant Factor Cable Loss Preamp Factor APos TPos Remark<br>MHz dBuV/m dBuV/m dB dBuV dB/m dB dB cm deg<br>1 5140.40 54.28 74.00 -19.72 44.79 34.41 7.91 32.83 317 17 PEAK | 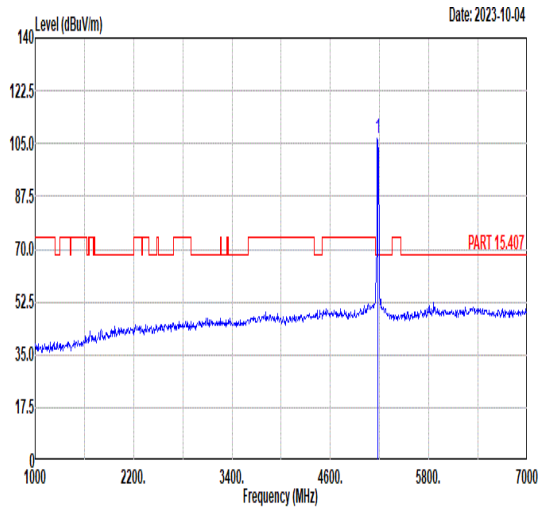 <br>Freq Level Limit Line Margin Read Level Ant Factor Cable Loss Preamp Factor APos TPos Remark<br>MHz dBuV/m dBuV/m dB dBuV dB/m dB dB cm deg<br>1 5180.00 106.49 ------ ------ 97.00 34.44 7.93 32.88 317 17 PEAK |
| Avg | 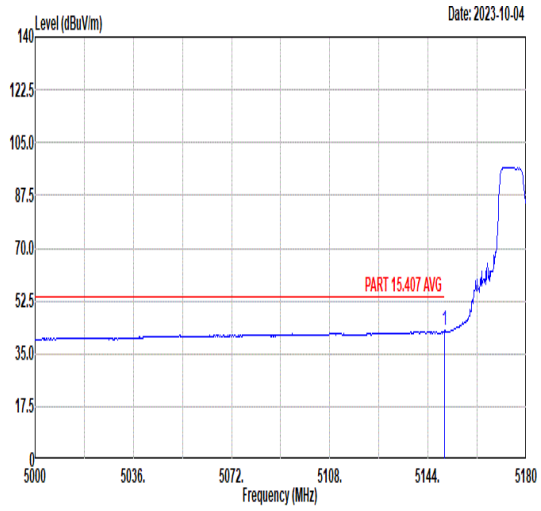 <br>Freq Level Limit Line Margin Read Level Ant Factor Cable Loss Preamp Factor APos TPos Remark<br>MHz dBuV/m dBuV/m dB dBuV dB/m dB dB cm deg<br>1 5149.94 42.55 54.00 -11.45 33.06 34.42 7.92 32.85 317 17 AVERAGE | 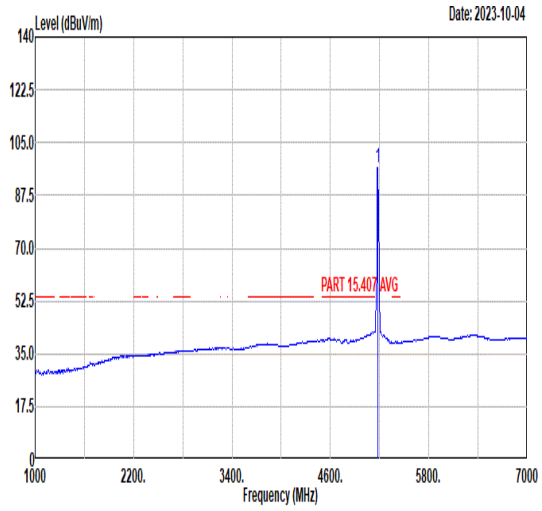 <br>Freq Level Limit Line Margin Read Level Ant Factor Cable Loss Preamp Factor APos TPos Remark<br>MHz dBuV/m dBuV/m dB dBuV dB/m dB dB cm deg<br>1 5180.00 96.80 ------ ------ 87.31 34.44 7.94 32.89 317 17 AVERAGE |

| Mode | 8 | |
|---|---|---|
| | Band Edge - L | |
| | U-NII-1_5.15-5.25_802.11ax HE20_CH44_Full RU _5220MHz | |
| ANT | 0+1 | |
| Pol. | Horizontal | Fundamental |
| Peak | 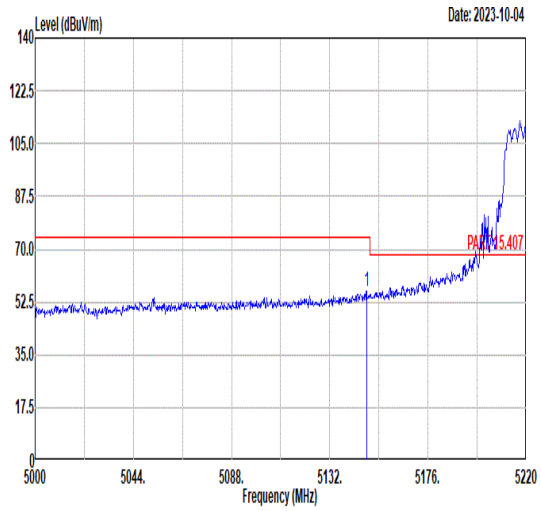 <br>Freq Level Limit Line Margin Read Level Ant Factor Cable Loss Preamp Factor APos TPos Remark<br>MHz dBuV/m dBuV/m dB dBuV dB/m dB dB cm deg<br>1 5148.50 56.25 74.00 -17.75 46.75 34.42 7.92 32.84 207 268 PEAK | 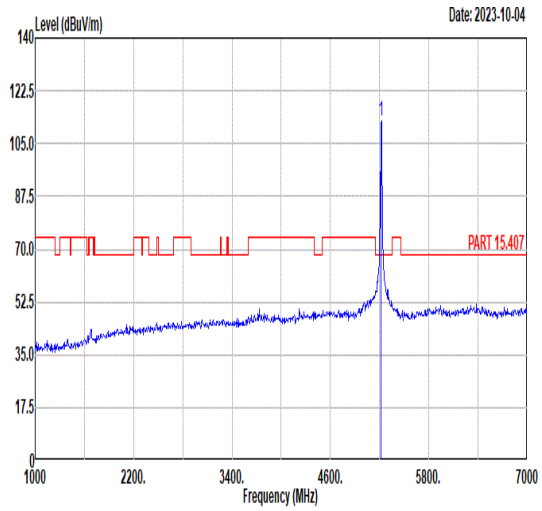 <br>Freq Level Limit Line Margin Read Level Ant Factor Cable Loss Preamp Factor APos TPos Remark<br>MHz dBuV/m dBuV/m dB dBuV dB/m dB dB cm deg<br>1 5220.00 112.55 ------ ------ 103.05 34.48 7.99 32.97 207 268 PEAK |
| Avg | 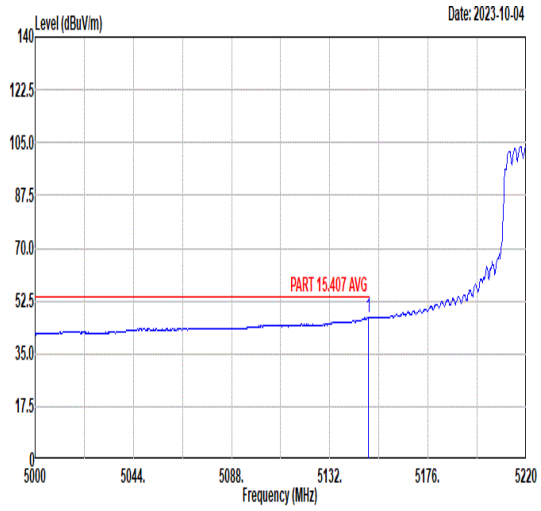 <br>Freq Level Limit Line Margin Read Level Ant Factor Cable Loss Preamp Factor APos TPos Remark<br>MHz dBuV/m dBuV/m dB dBuV dB/m dB dB cm deg<br>1 5149.16 47.13 54.00 -6.87 37.63 34.42 7.92 32.84 207 268 AVERAGE | 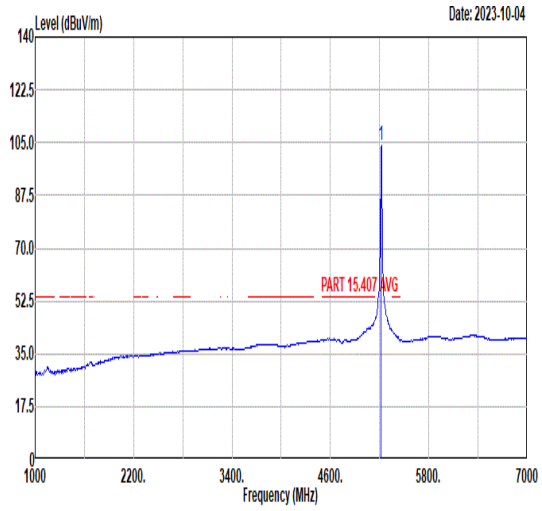 <br>Freq Level Limit Line Margin Read Level Ant Factor Cable Loss Preamp Factor APos TPos Remark<br>MHz dBuV/m dBuV/m dB dBuV dB/m dB dB cm deg<br>1 5220.00 104.27 ------ ------ 94.77 34.48 7.99 32.97 207 268 AVERAGE |

| Mode | 8 | |
|---|---|---|
| | Band Edge - R | |
| | U-NII-1_5.15-5.25_802.11ax HE20_CH44_Full RU _5220MHz | |
| ANT | 0+1 | |
| Pol. | Horizontal | Fundamental |
| Peak | 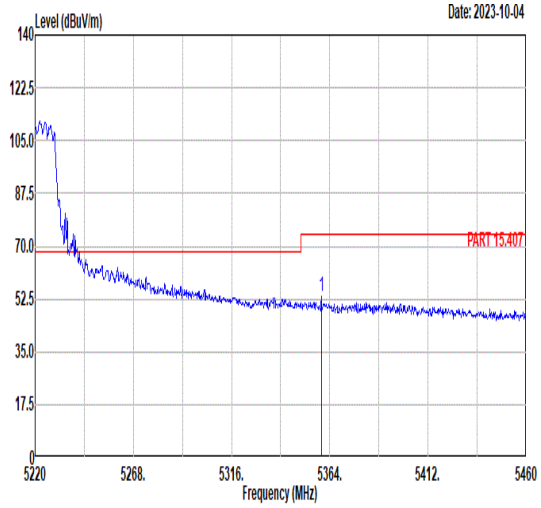 <br>Freq Level Limit Line Margin Read Level Ant Factor Cable Loss Preamp Factor APos TPos Remark<br>MHz dBuV/m dBuV/m dB dBuV dB/m dB dB cm deg<br>1 5359.92 53.30 74.00 -20.70 43.55 34.59 8.35 33.19 207 268 PEAK | Blank |
| Avg | 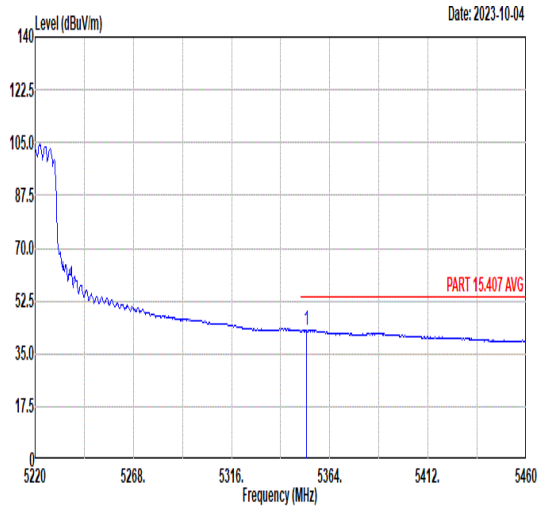 <br>Freq Level Limit Line Margin Read Level Ant Factor Cable Loss Preamp Factor APos TPos Remark<br>MHz dBuV/m dBuV/m dB dBuV dB/m dB dB cm deg<br>1 5352.72 42.72 54.00 -11.28 32.97 34.58 8.34 33.17 207 268 AVERAGE | Blank |

| Mode | 8 | |
|---|---|---|
| | Band Edge - L | |
| | U-NII-1_5.15-5.25_802.11ax HE20_CH44_Full RU _5220MHz | |
| ANT | 0+1 | |
| Pol. | Vertical | Fundamental |
| Peak | 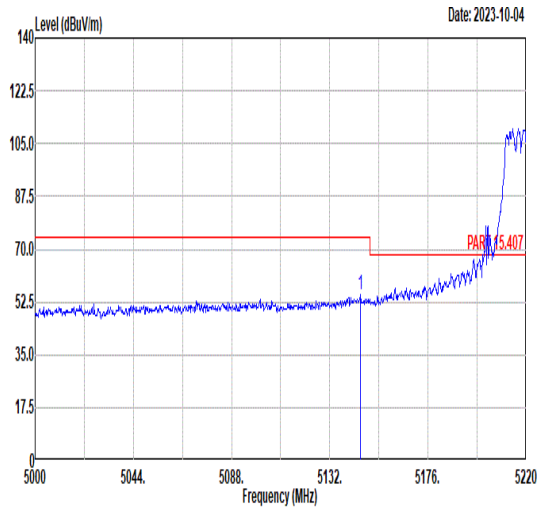 <br>Freq Level Limit Line Margin Read Level Ant Factor Cable Loss Preamp Factor APos TPos Remark<br>MHz dBuV/m dBuV/m dB dBuV dB/m dB dB cm deg<br>1 5145.86 54.76 74.00 -19.24 45.26 34.42 7.92 32.84 318 12 PEAK | 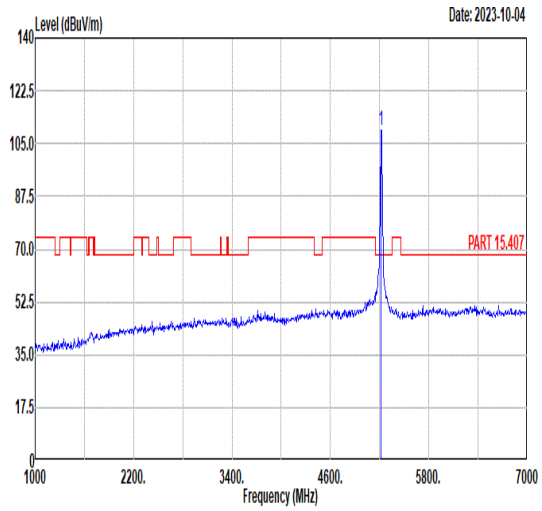 <br>Freq Level Limit Line Margin Read Level Ant Factor Cable Loss Preamp Factor APos TPos Remark<br>MHz dBuV/m dBuV/m dB dBuV dB/m dB dB cm deg<br>1 5220.00 109.51 ------ ------ 100.01 34.48 7.99 32.97 318 12 PEAK |
| Avg | 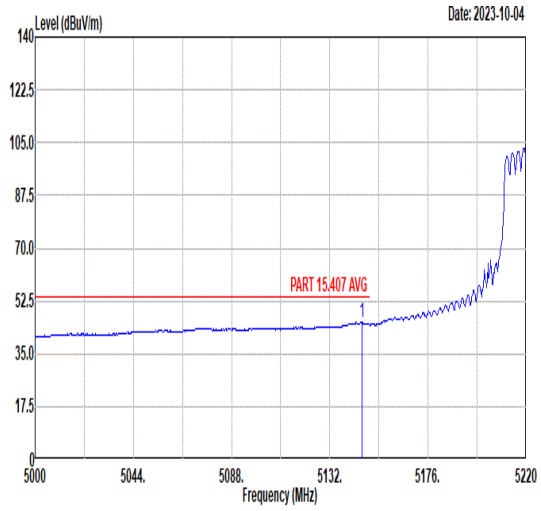 <br>Freq Level Limit Line Margin Read Level Ant Factor Cable Loss Preamp Factor APos TPos Remark<br>MHz dBuV/m dBuV/m dB dBuV dB/m dB dB cm deg<br>1 5146.30 45.45 54.00 -8.55 35.95 34.42 7.92 32.84 318 12 AVERAGE | 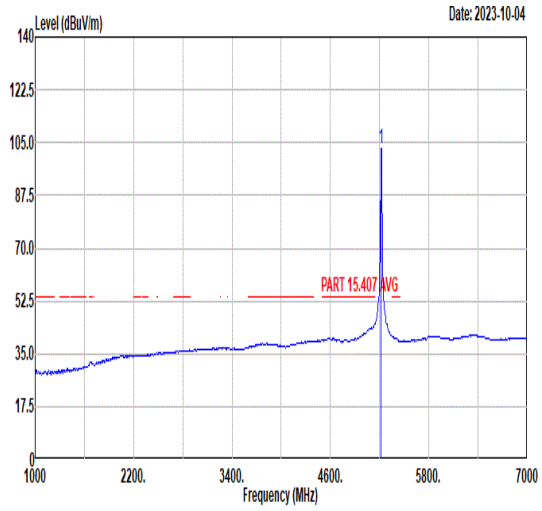 <br>Freq Level Limit Line Margin Read Level Ant Factor Cable Loss Preamp Factor APos TPos Remark<br>MHz dBuV/m dBuV/m dB dBuV dB/m dB dB cm deg<br>1 5220.00 102.78 ------ ------ 93.28 34.48 7.99 32.97 318 12 AVERAGE |

| Mode | 8 | |
|---|---|---|
| | Band Edge - R | |
| | U-NII-1_5.15-5.25_802.11ax HE20_CH44_Full RU _5220MHz | |
| ANT | 0+1 | |
| Pol. | Vertical | Fundamental |
| Peak | 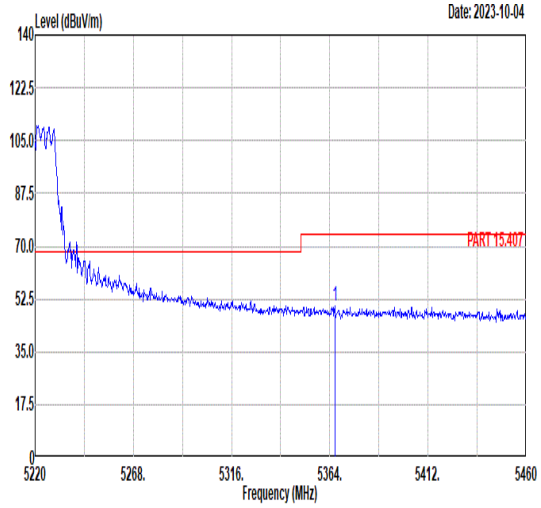 <br>Freq Level Limit Line Margin Read Level Ant Factor Cable Loss Preamp Factor APos TPos Remark<br>MHz dBuV/m dBuV/m dB dBuV dB/m dB dB cm deg<br>1 5366.40 49.95 74.00 -24.05 40.19 34.59 8.37 33.20 318 12 PEAK | Blank |
| Avg | 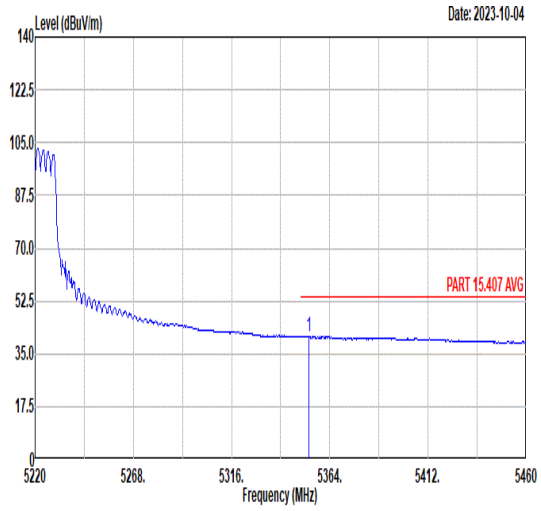 <br>Freq Level Limit Line Margin Read Level Ant Factor Cable Loss Preamp Factor APos TPos Remark<br>MHz dBuV/m dBuV/m dB dBuV dB/m dB dB cm deg<br>1 5353.68 40.67 54.00 -13.33 30.93 34.58 8.34 33.18 318 12 AVERAGE | Blank |

| Mode | 8 | |
|---|---|---|
| | Harmonic | |
| | U-NII-1_5.15-5.25_802.11ax HE20_CH44_Full RU _5220MHz | |
| ANT | 0+1 | |
| Pol. | Horizontal | Vertical |
| Peak<br>Avg | 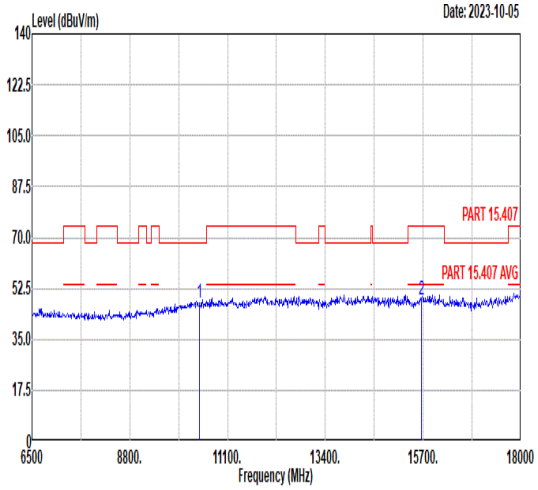 <br><br>Freq Level Limit Line Margin Read Level Ant Factor Cable Loss Preamp Factor APos TPos Remark<br>MHz dBuV/m dBuV/m dB dBuV dB/m dB dB cm deg<br>1 10440.00 47.68 68.30 -20.62 58.14 37.66 10.79 58.91 -- -- Peak<br>2 15660.00 48.69 74.00 -25.31 54.43 40.60 12.72 59.06 -- -- Peak | 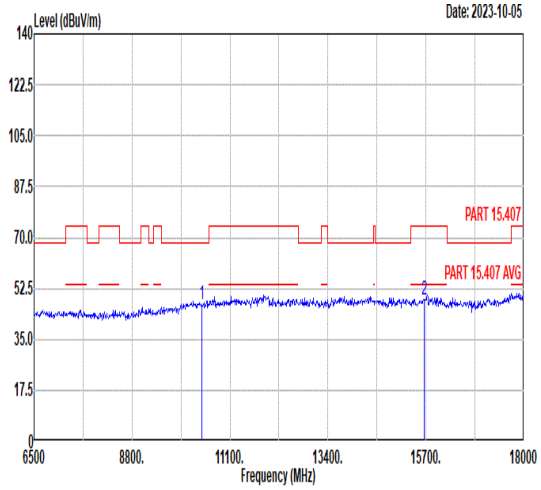 <br><br>Freq Level Limit Line Margin Read Level Ant Factor Cable Loss Preamp Factor APos TPos Remark<br>MHz dBuV/m dBuV/m dB dBuV dB/m dB dB cm deg<br>1 10440.00 46.99 68.30 -21.31 57.45 37.66 10.79 58.91 -- -- Peak<br>2 15660.00 48.51 74.00 -25.49 54.25 40.60 12.72 59.06 -- -- Peak |

| Mode | 9 | |
|---|---|---|
| | Band Edge - L | |
| | U-NII-1_5.15-5.25_802.11ax HE20_CH48_Full RU _5240MHz | |
| ANT | 0+1 | |
| Pol. | Horizontal | Fundamental |
| Peak | 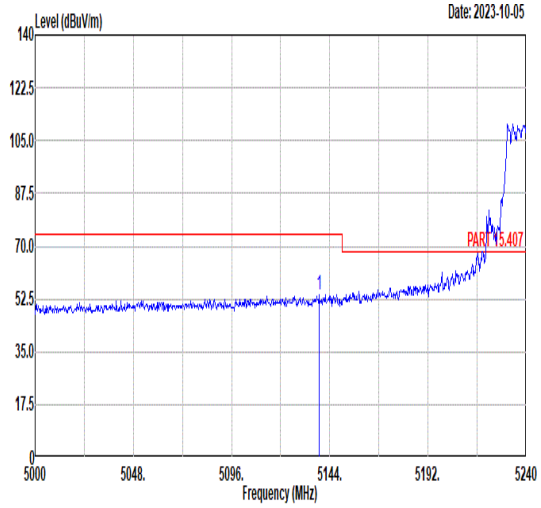 <br>Freq Level Limit Line Margin Read Level Ant Factor Cable Loss Preamp Factor APos TPos Remark<br>MHz dBuV/m dBuV/m dB dBuV dB/m dB dB cm deg<br>1 5138.72 54.14 74.00 -19.86 44.65 34.41 7.91 32.83 211 265 PEAK | 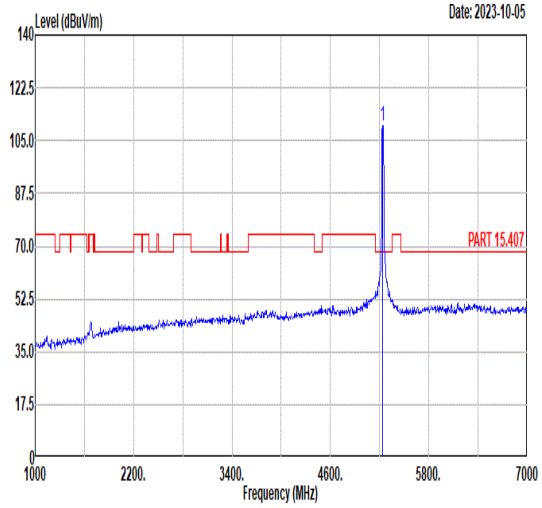 <br>Freq Level Limit Line Margin Read Level Ant Factor Cable Loss Preamp Factor APos TPos Remark<br>MHz dBuV/m dBuV/m dB dBuV dB/m dB dB cm deg<br>1 5240.00 110.12 ------ ------ 100.60 34.49 8.02 32.99 211 265 PEAK |
| Avg | 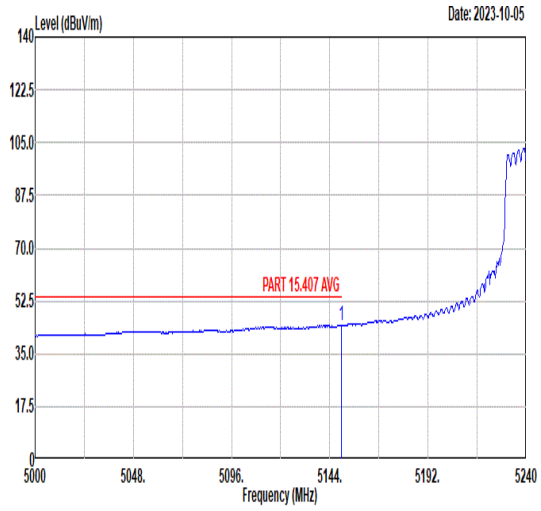 <br>Freq Level Limit Line Margin Read Level Ant Factor Cable Loss Preamp Factor APos TPos Remark<br>MHz dBuV/m dBuV/m dB dBuV dB/m dB dB cm deg<br>1 5149.52 44.39 54.00 -9.61 34.90 34.42 7.92 32.85 211 265 AVERAGE | 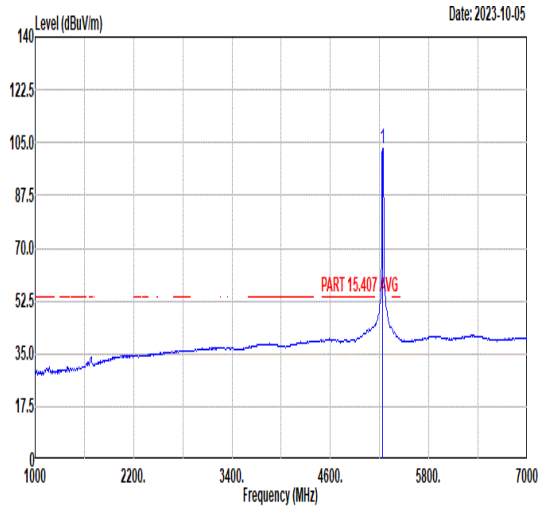 <br>Freq Level Limit Line Margin Read Level Ant Factor Cable Loss Preamp Factor APos TPos Remark<br>MHz dBuV/m dBuV/m dB dBuV dB/m dB dB cm deg<br>1 5240.00 103.15 ------ ------ 93.62 34.49 8.04 33.00 211 265 AVERAGE |

| Mode | 9 | |
|---|---|---|
| | Band Edge - R | |
| | U-NII-1_5.15-5.25_802.11ax HE20_CH48_Full RU _5240MHz | |
| ANT | 0+1 | |
| Pol. | Horizontal | Fundamental |
| Peak | 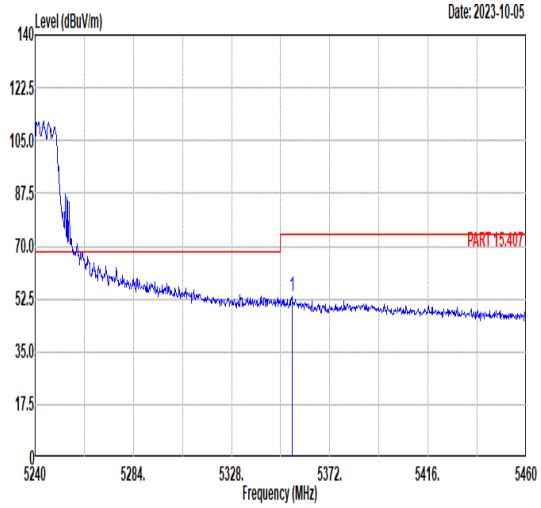 <br>Freq Level Limit Line Margin Read Level Ant Factor Cable Loss Preamp Factor APos TPos Remark<br>MHz dBuV/m dBuV/m dB dBuV dB/m dB dB cm deg<br>1 5355.06 53.26 74.00 -20.74 43.52 34.58 8.34 33.18 211 265 PEAK | Blank |
| Avg | 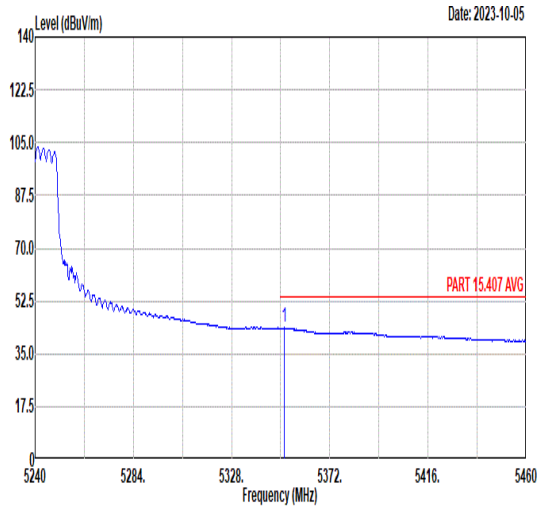 <br>Freq Level Limit Line Margin Read Level Ant Factor Cable Loss Preamp Factor APos TPos Remark<br>MHz dBuV/m dBuV/m dB dBuV dB/m dB dB cm deg<br>1 5351.54 43.59 54.00 -10.41 33.85 34.58 8.33 33.17 211 265 AVERAGE | Blank |

| Mode | 9 | |
|---|---|---|
| | Band Edge - L | |
| | U-NII-1_5.15-5.25_802.11ax HE20_CH48_Full RU _5240MHz | |
| ANT | 0+1 | |
| Pol. | Vertical | Fundamental |
| Peak | 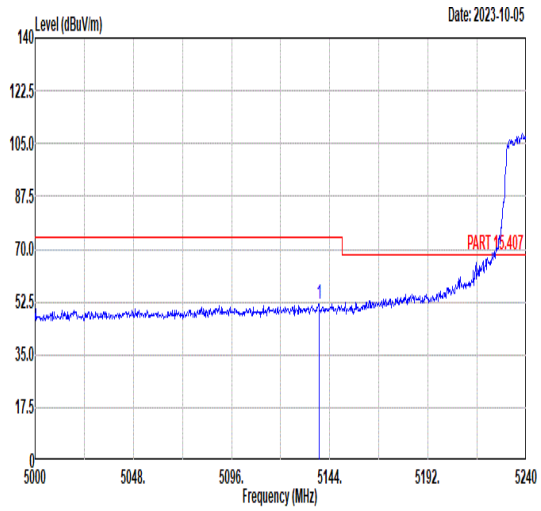 <br>Freq Level Limit Line Margin Read Level Ant Factor Cable Loss Preamp Factor APos TPos Remark<br>MHz dBuV/m dBuV/m dB dBuV dB/m dB dB cm deg<br>1 5138.72 51.80 74.00 -22.20 42.31 34.41 7.91 32.83 100 146 PEAK | 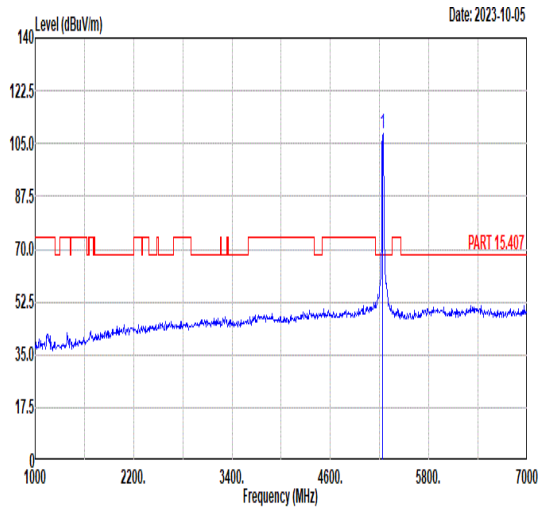 <br>Freq Level Limit Line Margin Read Level Ant Factor Cable Loss Preamp Factor APos TPos Remark<br>MHz dBuV/m dBuV/m dB dBuV dB/m dB dB cm deg<br>1 5240.00 108.19 ------ ------ 98.66 34.49 8.04 33.00 100 146 PEAK |
| Avg | 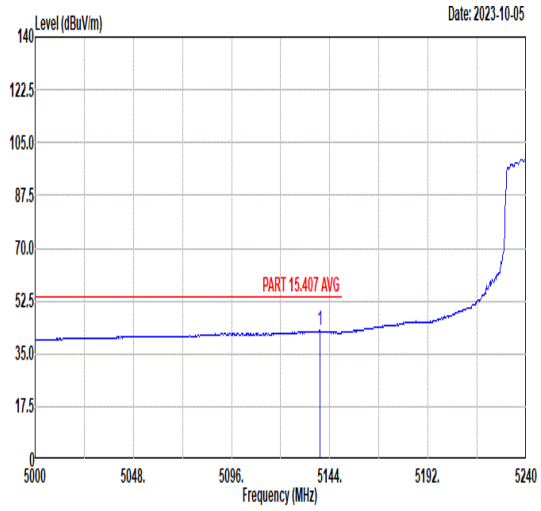 <br>Freq Level Limit Line Margin Read Level Ant Factor Cable Loss Preamp Factor APos TPos Remark<br>MHz dBuV/m dBuV/m dB dBuV dB/m dB dB cm deg<br>1 5139.20 42.62 54.00 -11.38 33.13 34.41 7.91 32.83 100 146 AVERAGE | 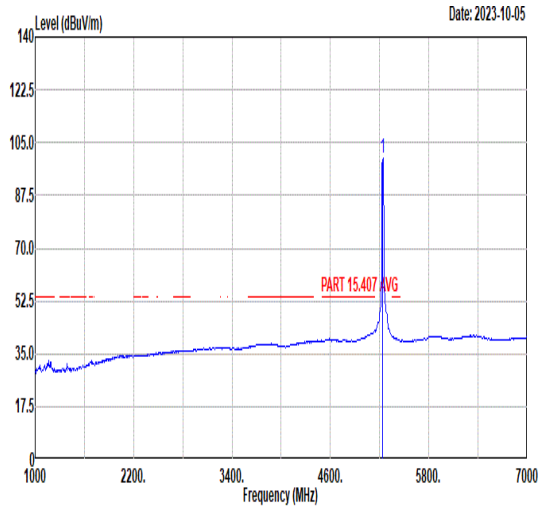 <br>Freq Level Limit Line Margin Read Level Ant Factor Cable Loss Preamp Factor APos TPos Remark<br>MHz dBuV/m dBuV/m dB dBuV dB/m dB dB cm deg<br>1 5240.00 99.72 ------ ------ 90.19 34.49 8.04 33.00 100 146 AVERAGE |

| Mode | 9 | |
|---|---|---|
| | Band Edge - R | |
| | U-NII-1_5.15-5.25_802.11ax HE20_CH48_Full RU _5240MHz | |
| ANT | 0+1 | |
| Pol. | Vertical | Fundamental |
| Peak | 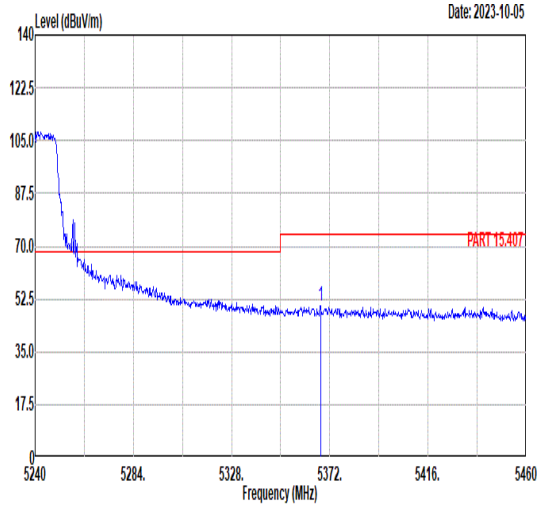 <br>Freq Level Limit Line Margin Read Level Ant Factor Cable Loss Preamp Factor APos TPos Remark<br>MHz dBuV/m dBuV/m dB dBuV dB/m dB dB cm deg<br>1 5367.82 50.33 74.00 -23.67 40.56 34.59 8.38 33.20 100 146 PEAK | Blank |
| Avg | 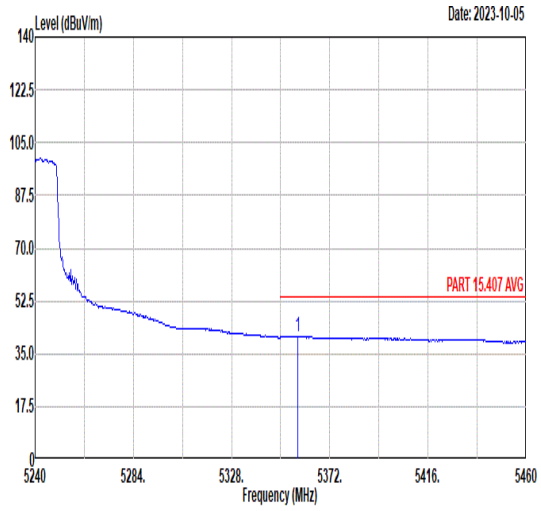 <br>Freq Level Limit Line Margin Read Level Ant Factor Cable Loss Preamp Factor APos TPos Remark<br>MHz dBuV/m dBuV/m dB dBuV dB/m dB dB cm deg<br>1 5357.70 40.76 54.00 -13.24 31.01 34.58 8.35 33.18 100 146 AVERAGE | Blank |

| Mode | 9 | |
|---|---|---|
| | Harmonic | |
| | U-NII-1_5.15-5.25_802.11ax HE20_CH48_Full RU _5240MHz | |
| ANT | 0+1 | |
| Pol. | Horizontal | Vertical |
| Peak<br>Avg | 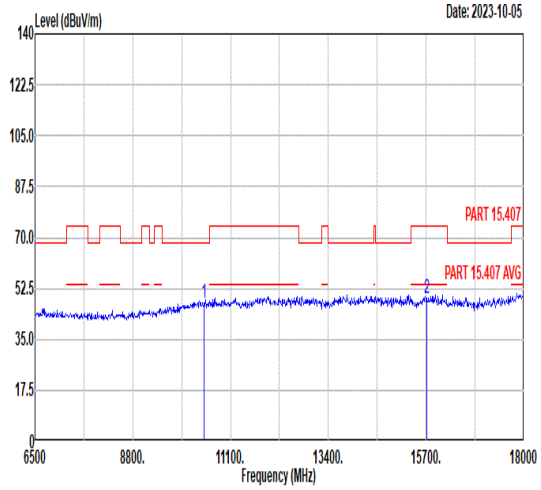 <br><br>Freq Level Limit Line Margin Read Level Ant Factor Cable Loss Preamp Factor APos TPos Remark<br>MHz dBuV/m dBuV/m dB dBuV dB/m dB dB cm deg<br>1 10480.00 47.35 68.30 -20.95 57.71 37.69 10.82 58.87 -- -- Peak<br>2 15720.00 49.35 74.00 -24.65 55.14 40.62 12.71 59.12 -- -- Peak | 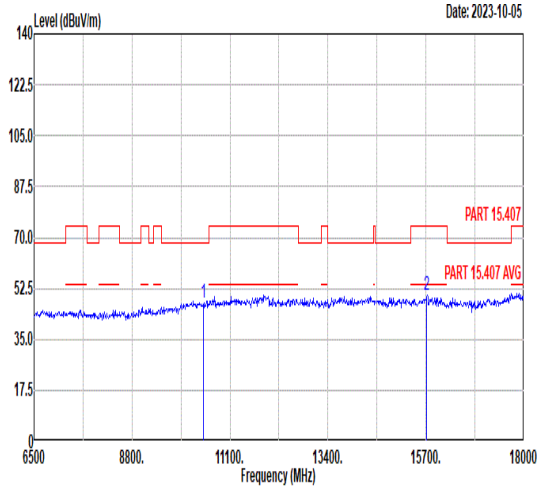 <br><br>Freq Level Limit Line Margin Read Level Ant Factor Cable Loss Preamp Factor APos TPos Remark<br>MHz dBuV/m dBuV/m dB dBuV dB/m dB dB cm deg<br>1 10480.00 47.39 68.30 -20.91 57.75 37.69 10.82 58.87 -- -- Peak<br>2 15720.00 49.97 74.00 -24.03 55.76 40.62 12.71 59.12 -- -- Peak |

| Mode | 10 | |
|---|---|---|
| | Band Edge - L | |
| | U-NII-1_5.15-5.25_802.11ax HE40_CH38_Full_5190MHz | |
| ANT | 0+1 | |
| Pol. | Horizontal | Fundamental |
| Peak | 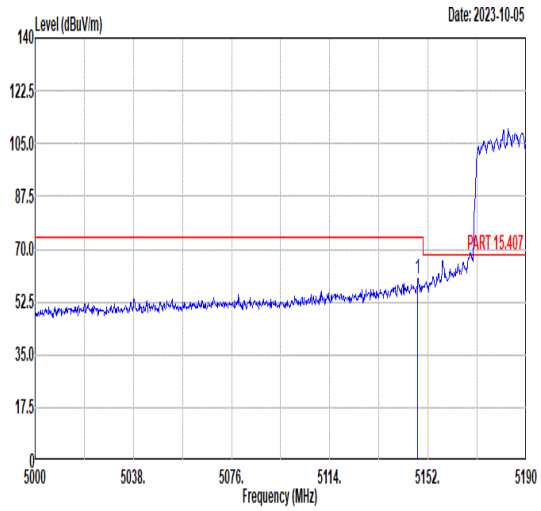 <br>Freq Level Limit Line Margin Read Level Ant Factor Cable Loss Preamp Factor APos TPos Remark<br>MHz dBuV/m dBuV/m dB dBuV dB/m dB dB cm deg<br>1 5148.01 60.38 74.00 -13.62 50.88 34.42 7.92 32.84 215 262 PEAK | 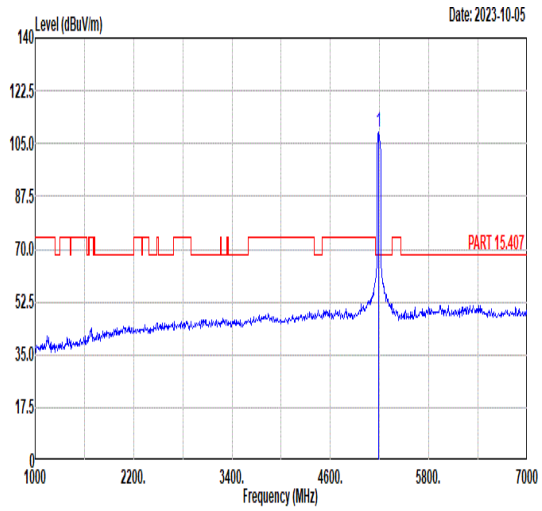 <br>Freq Level Limit Line Margin Read Level Ant Factor Cable Loss Preamp Factor APos TPos Remark<br>MHz dBuV/m dBuV/m dB dBuV dB/m dB dB cm deg<br>1 5190.00 109.09 ------ ------ 99.61 34.45 7.94 32.91 215 262 PEAK |
| Avg | 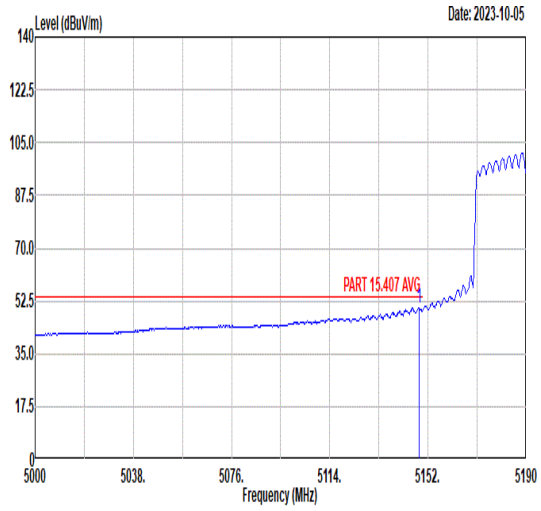 <br>Freq Level Limit Line Margin Read Level Ant Factor Cable Loss Preamp Factor APos TPos Remark<br>MHz dBuV/m dBuV/m dB dBuV dB/m dB dB cm deg<br>1 5148.58 50.21 54.00 -3.79 40.71 34.42 7.92 32.84 215 262 AVERAGE | 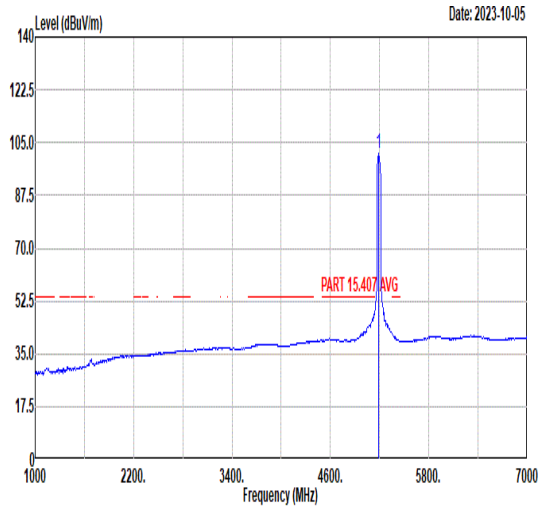 <br>Freq Level Limit Line Margin Read Level Ant Factor Cable Loss Preamp Factor APos TPos Remark<br>MHz dBuV/m dBuV/m dB dBuV dB/m dB dB cm deg<br>1 5190.00 101.25 ------ ------ 91.77 34.45 7.94 32.91 215 262 AVERAGE |

| Mode | 10 | |
|---|---|---|
| | Band Edge - R | |
| | U-NII-1_5.15-5.25_802.11ax HE40_CH38_Full_5190MHz | |
| ANT | 0+1 | |
| Pol. | Horizontal | Fundamental |
| Peak | 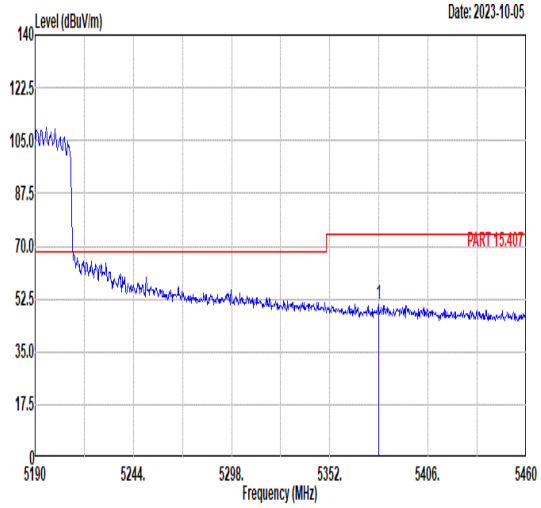 <br>Freq Level Limit Line Margin Read Level Ant Factor Cable Loss Preamp Factor APos TPos Remark<br>MHz dBuV/m dBuV/m dB dBuV dB/m dB dB cm deg<br>1 5378.73 50.92 74.00 -23.08 41.14 34.60 8.40 33.22 215 262 PEAK | Blank |
| Avg | 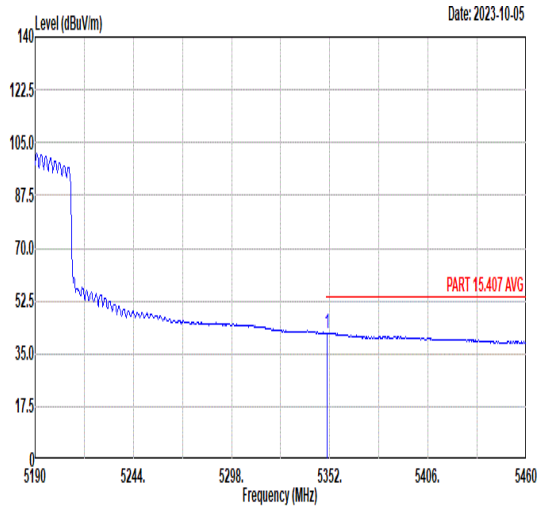 <br>Freq Level Limit Line Margin Read Level Ant Factor Cable Loss Preamp Factor APos TPos Remark<br>MHz dBuV/m dBuV/m dB dBuV dB/m dB dB cm deg<br>1 5350.65 42.00 54.00 -12.00 32.26 34.58 8.33 33.17 215 262 AVERAGE | Blank |

| Mode | 10 | |
|---|---|---|
| | Band Edge - L | |
| | U-NII-1_5.15-5.25_802.11ax HE40_CH38_Full_5190MHz | |
| ANT | 0+1 | |
| Pol. | Vertical | Fundamental |
| Peak | 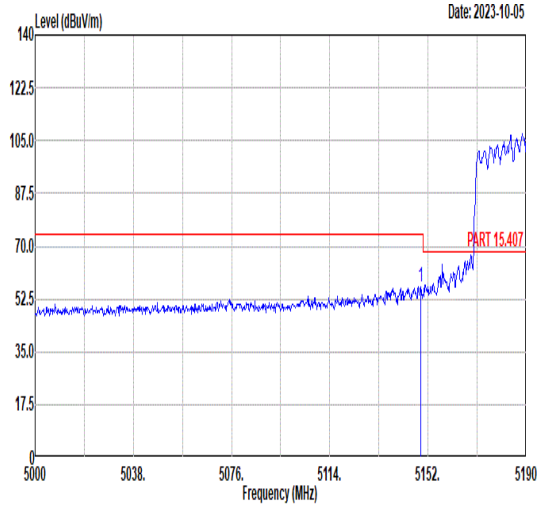 <br>Freq Level Limit Line Margin Read Level Ant Factor Cable Loss Preamp Factor APos TPos Remark<br>MHz dBuV/m dBuV/m dB dBuV dB/m dB dB cm deg<br>1 5149.15 56.62 74.00 -17.38 47.12 34.42 7.92 32.84 255 0 PEAK | 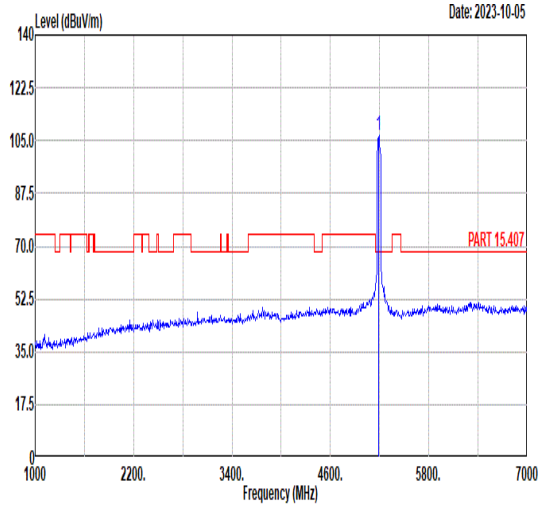 <br>Freq Level Limit Line Margin Read Level Ant Factor Cable Loss Preamp Factor APos TPos Remark<br>MHz dBuV/m dBuV/m dB dBuV dB/m dB dB cm deg<br>1 5190.00 106.50 ------ ------ 97.01 34.46 7.95 32.92 255 0 PEAK |
| Avg | 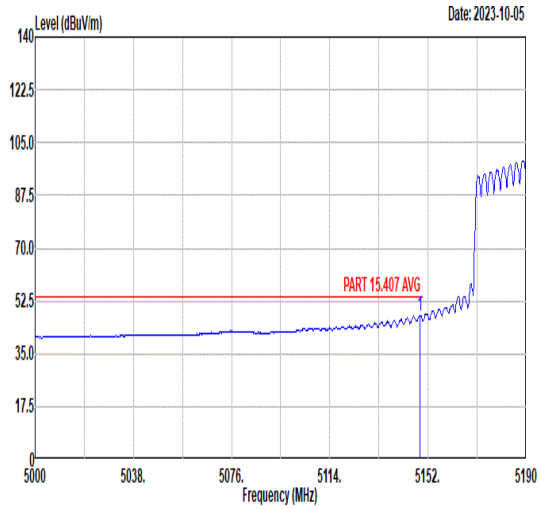 <br>Freq Level Limit Line Margin Read Level Ant Factor Cable Loss Preamp Factor APos TPos Remark<br>MHz dBuV/m dBuV/m dB dBuV dB/m dB dB cm deg<br>1 5148.77 47.79 54.00 -6.21 38.29 34.42 7.92 32.84 255 0 AVERAGE | 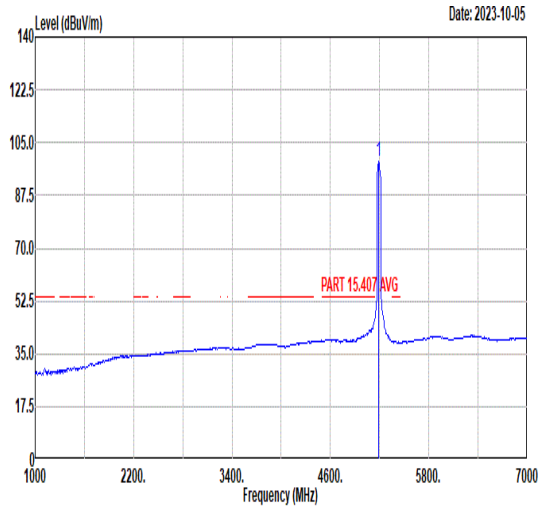 <br>Freq Level Limit Line Margin Read Level Ant Factor Cable Loss Preamp Factor APos TPos Remark<br>MHz dBuV/m dBuV/m dB dBuV dB/m dB dB cm deg<br>1 5190.00 98.85 ------ ------ 89.37 34.45 7.94 32.91 255 0 AVERAGE |

| Mode | 10 | |
|---|---|---|
| | Band Edge - R | |
| | U-NII-1_5.15-5.25_802.11ax HE40_CH38_Full_5190MHz | |
| ANT | 0+1 | |
| Pol. | Vertical | Fundamental |
| Peak | 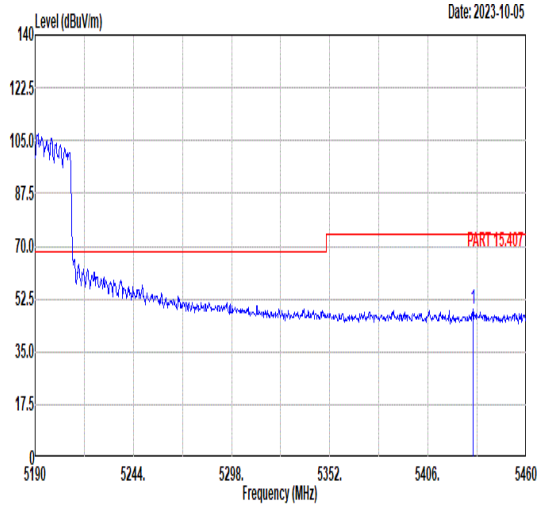 <br>Freq Level Limit Line Margin Read Level Ant Factor Cable Loss Preamp Factor APos TPos Remark<br>MHz dBuV/m dBuV/m dB dBuV dB/m dB dB cm deg<br>1 5430.84 48.97 74.00 -25.03 39.18 34.64 8.45 33.30 255 0 PEAK | Blank |
| Avg | 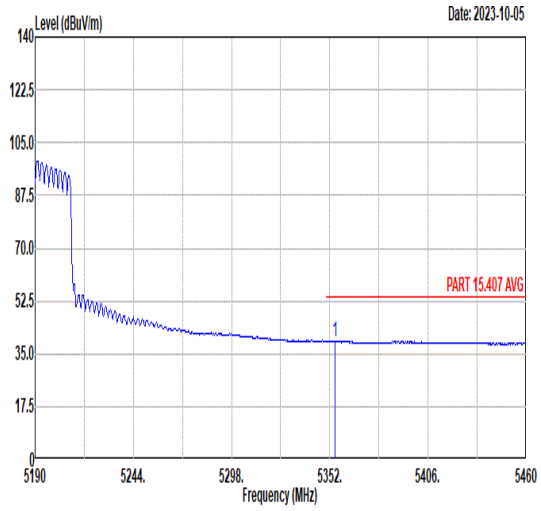 <br>Freq Level Limit Line Margin Read Level Ant Factor Cable Loss Preamp Factor APos TPos Remark<br>MHz dBuV/m dBuV/m dB dBuV dB/m dB dB cm deg<br>1 5354.70 39.22 54.00 -14.78 29.48 34.58 8.34 33.18 255 0 AVERAGE | Blank |

| Mode | 10 | |
|---|---|---|
| | Harmonic | |
| | U-NII-1_5.15-5.25_802.11ax HE40_CH38_Full_5190MHz | |
| ANT | 0+1 | |
| Pol. | Horizontal | Vertical |
| Peak<br>Avg | 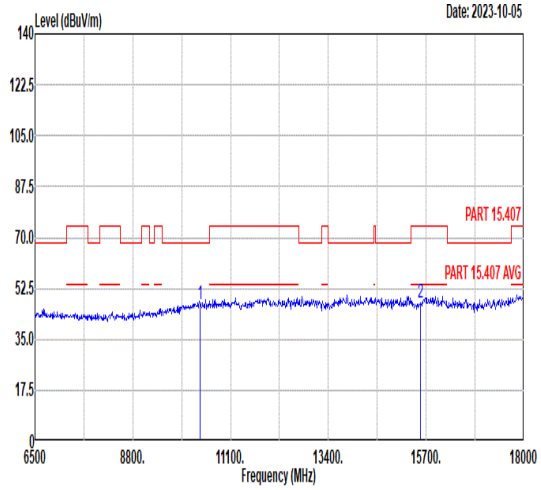 <br><br>Freq Level Limit Line Margin Read Level Ant Factor Cable Loss Preamp Factor APos TPos Remark<br>MHz dBuV/m dBuV/m dB dBuV dB/m dB dB cm deg<br>1 10380.00 47.12 68.30 -21.18 57.73 37.63 10.74 58.98 -- -- Peak<br>2 15570.00 47.69 74.00 -26.31 53.37 40.57 12.72 58.97 -- -- Peak | 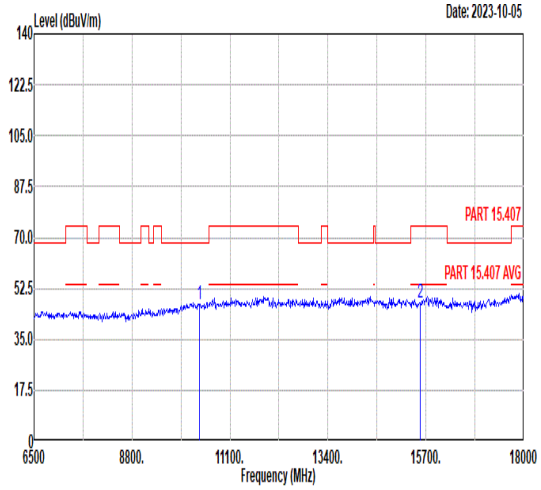 <br><br>Freq Level Limit Line Margin Read Level Ant Factor Cable Loss Preamp Factor APos TPos Remark<br>MHz dBuV/m dBuV/m dB dBuV dB/m dB dB cm deg<br>1 10380.00 47.25 68.30 -21.05 57.86 37.63 10.74 58.98 -- -- Peak<br>2 15570.00 47.80 74.00 -26.20 53.48 40.57 12.72 58.97 -- -- Peak |

| Mode | 11 |
|---|---|
| | Band Edge - L |
| | U-NII-1_5.15-5.25_802.11ax HE40_CH38_Partial_RU 242/61_5190MHz |
| ANT | 0+1 |

| Pol. | Horizontal | Fundamental |
|---|---|---|
| Peak | 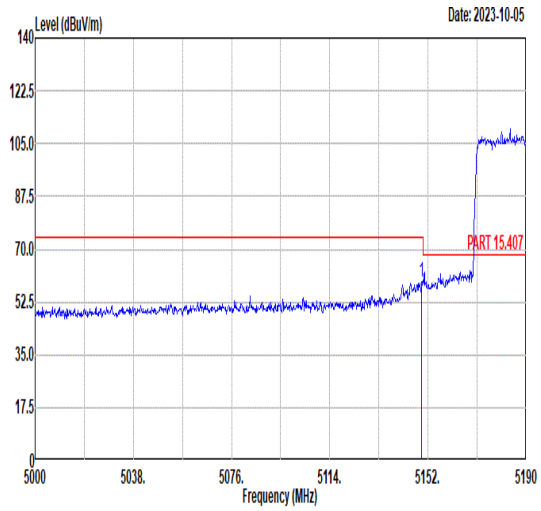 <br>Freq Level Limit Line Margin Read Level Ant Factor Cable Loss Preamp Factor APos TPos Remark<br>MHz dBuV/m dBuV/m dB dBuV dB/m dB dB cm deg<br>1 5149.53 59.09 74.00 -14.91 49.60 34.42 7.92 32.85 203 264 PEAK | 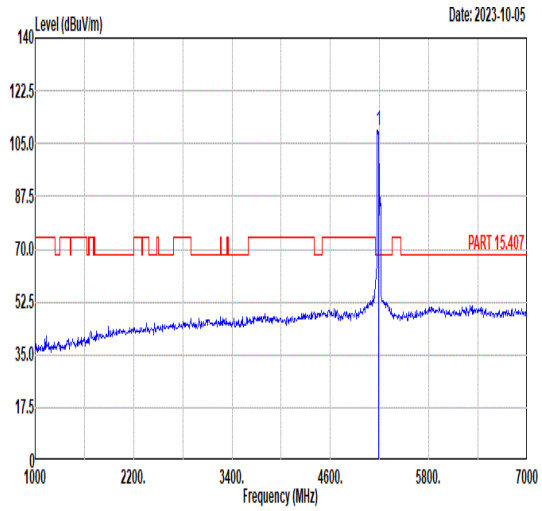 <br>Freq Level Limit Line Margin Read Level Ant Factor Cable Loss Preamp Factor APos TPos Remark<br>MHz dBuV/m dBuV/m dB dBuV dB/m dB dB cm deg<br>1 5190.00 109.19 ------ ------ 99.70 34.44 7.93 32.88 203 264 PEAK |
| Avg | 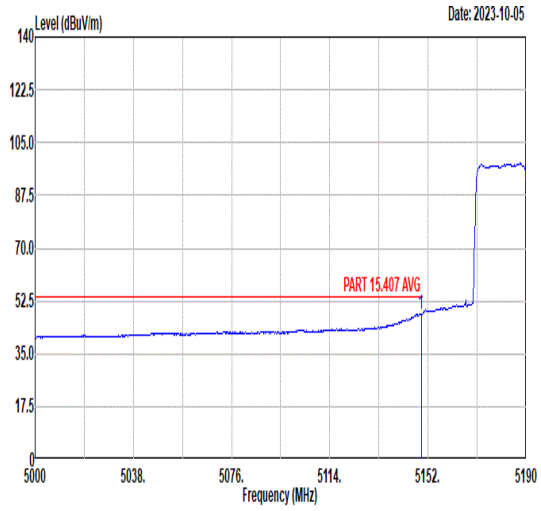 <br>Freq Level Limit Line Margin Read Level Ant Factor Cable Loss Preamp Factor APos TPos Remark<br>MHz dBuV/m dBuV/m dB dBuV dB/m dB dB cm deg<br>1 5149.34 48.28 54.00 -5.72 38.79 34.42 7.92 32.85 203 264 AVERAGE | 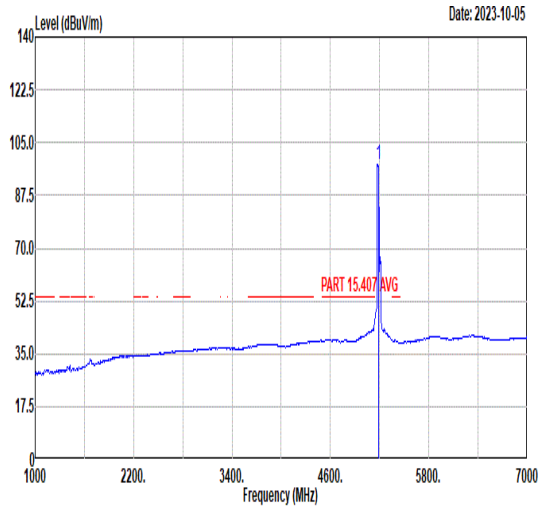 <br>Freq Level Limit Line Margin Read Level Ant Factor Cable Loss Preamp Factor APos TPos Remark<br>MHz dBuV/m dBuV/m dB dBuV dB/m dB dB cm deg<br>1 5190.00 97.70 ------ ------ 88.21 34.45 7.94 32.90 203 264 AVERAGE |

| Mode | 11 | |
|---|---|---|
| | Band Edge - R | |
| | U-NII-1_5.15-5.25_802.11ax HE40_CH38_Partial_RU 242/61_5190MHz | |
| ANT | 0+1 | |
| Pol. | Horizontal | Fundamental |
| Peak | 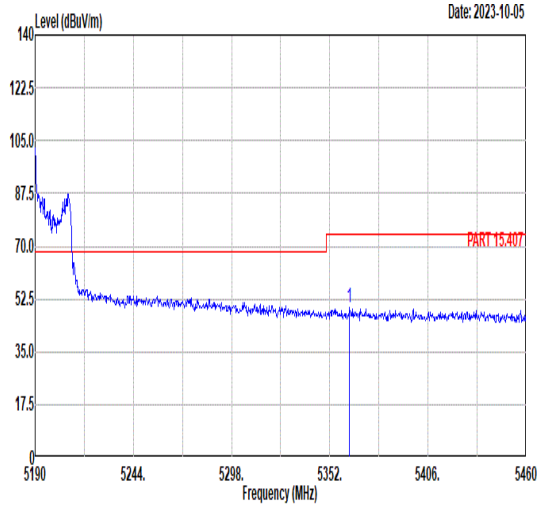 <br>Freq Level Limit Line Margin Read Level Ant Factor Cable Loss Preamp Factor APos TPos Remark<br>MHz dBuV/m dBuV/m dB dBuV dB/m dB dB cm deg<br>1 5362.80 49.60 74.00 -24.40 39.84 34.59 8.36 33.19 203 264 PEAK | Blank |
| Avg | 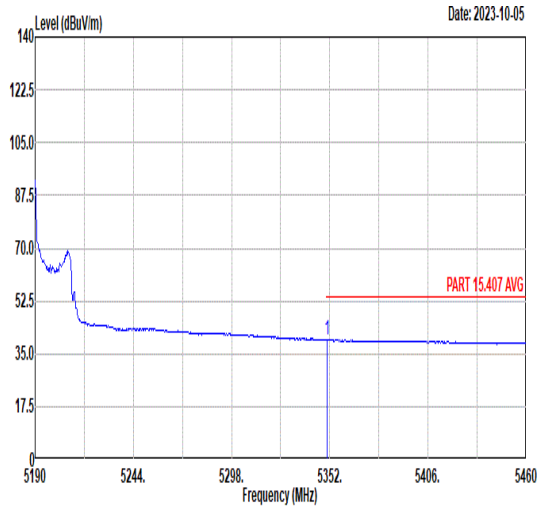 <br>Freq Level Limit Line Margin Read Level Ant Factor Cable Loss Preamp Factor APos TPos Remark<br>MHz dBuV/m dBuV/m dB dBuV dB/m dB dB cm deg<br>1 5350.65 39.73 54.00 -14.27 29.99 34.58 8.33 33.17 203 264 AVERAGE | Blank |

| Mode | 11 | |
|---|---|---|
| | Band Edge - L | |
| | U-NII-1_5.15-5.25_802.11ax HE40_CH38_Partial_RU 242/61_5190MHz | |
| ANT | 0+1 | |
| Pol. | Vertical | Fundamental |
| Peak | 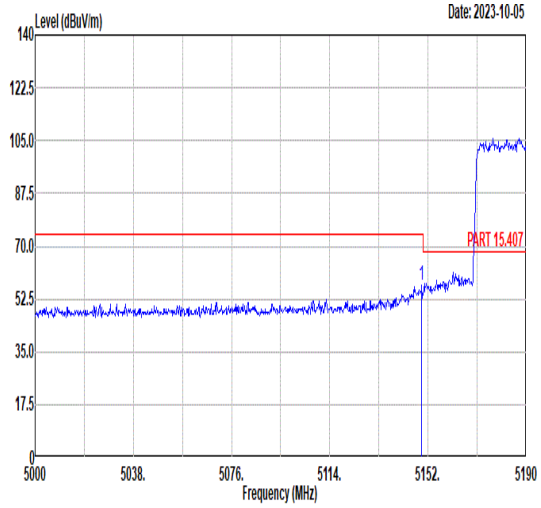 <br>Freq Level Limit Line Margin Read Level Ant Factor Cable Loss Preamp Factor APos TPos Remark<br>MHz dBuV/m dBuV/m dB dBuV dB/m dB dB cm deg<br>1 5149.53 56.80 74.00 -17.20 47.31 34.42 7.92 32.85 255 0 PEAK | 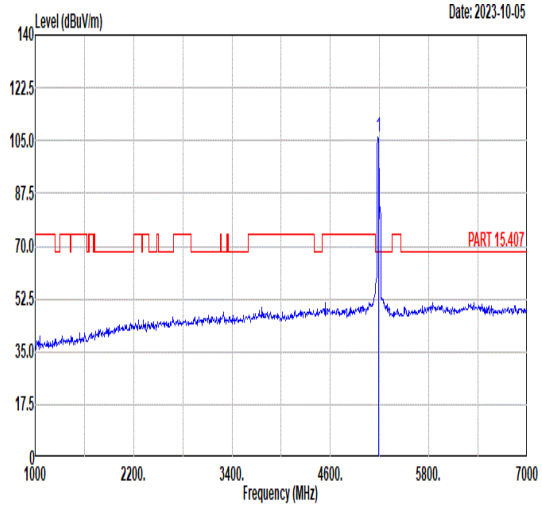 <br>Freq Level Limit Line Margin Read Level Ant Factor Cable Loss Preamp Factor APos TPos Remark<br>MHz dBuV/m dBuV/m dB dBuV dB/m dB dB cm deg<br>1 5190.00 106.28 ------ ------ 96.79 34.45 7.94 32.90 255 0 PEAK |
| Avg | 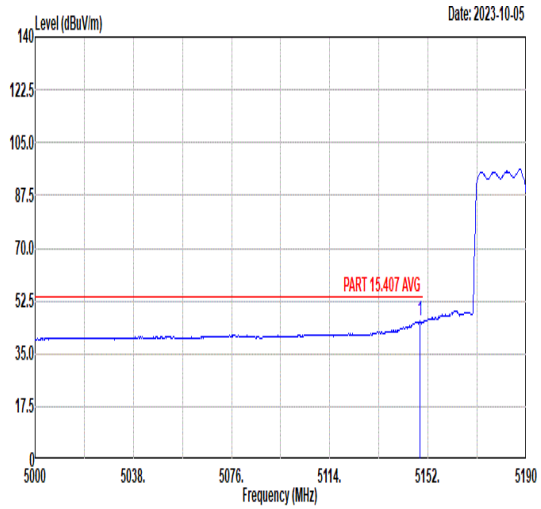 <br>Freq Level Limit Line Margin Read Level Ant Factor Cable Loss Preamp Factor APos TPos Remark<br>MHz dBuV/m dBuV/m dB dBuV dB/m dB dB cm deg<br>1 5148.96 45.77 54.00 -8.23 36.27 34.42 7.92 32.84 255 0 AVERAGE | 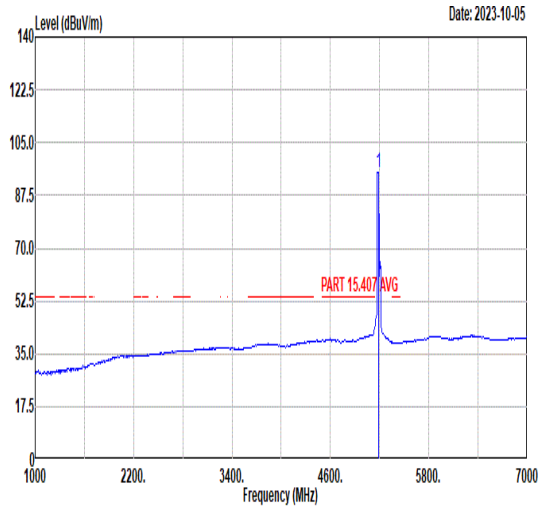 <br>Freq Level Limit Line Margin Read Level Ant Factor Cable Loss Preamp Factor APos TPos Remark<br>MHz dBuV/m dBuV/m dB dBuV dB/m dB dB cm deg<br>1 5190.00 95.13 ------ ------ 85.64 34.44 7.94 32.89 255 0 AVERAGE |

| Mode | 11 | |
|---|---|---|
| | Band Edge - R | |
| | U-NII-1_5.15-5.25_802.11ax HE40_CH38_Partial_RU 242/61_5190MHz | |
| ANT | 0+1 | |
| Pol. | Vertical | Fundamental |
| Peak | 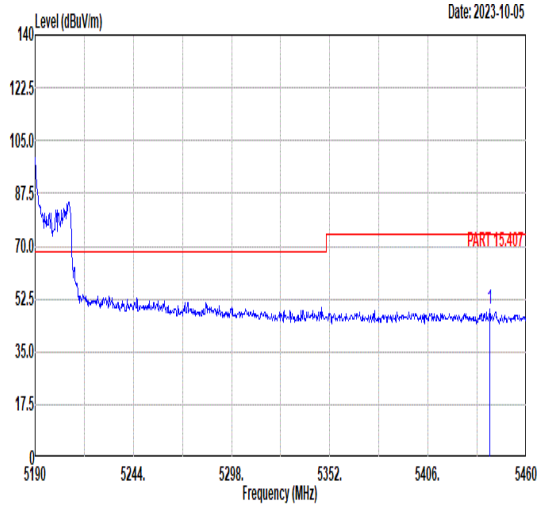 <br>Freq Level Limit Line Margin Read Level Ant Factor Cable Loss Preamp Factor APos TPos Remark<br>MHz dBuV/m dBuV/m dB dBuV dB/m dB dB cm deg<br>1 5439.75 48.97 74.00 -25.03 39.20 34.65 8.44 33.32 255 0 PEAK | Blank |
| Avg | 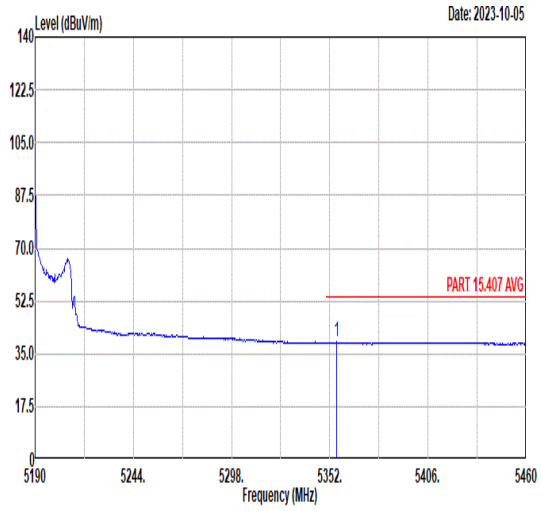 <br>Freq Level Limit Line Margin Read Level Ant Factor Cable Loss Preamp Factor APos TPos Remark<br>MHz dBuV/m dBuV/m dB dBuV dB/m dB dB cm deg<br>1 5355.78 38.85 54.00 -15.15 29.11 34.58 8.34 33.18 255 0 AVERAGE | Blank |

| Mode | 12 | |
|---|---|---|
| | Band Edge - L | |
| | U-NII-1_5.15-5.25_802.11ax HE40_CH46_Full_5230MHz | |
| ANT | 0+1 | |
| Pol. | Horizontal | Fundamental |
| Peak | 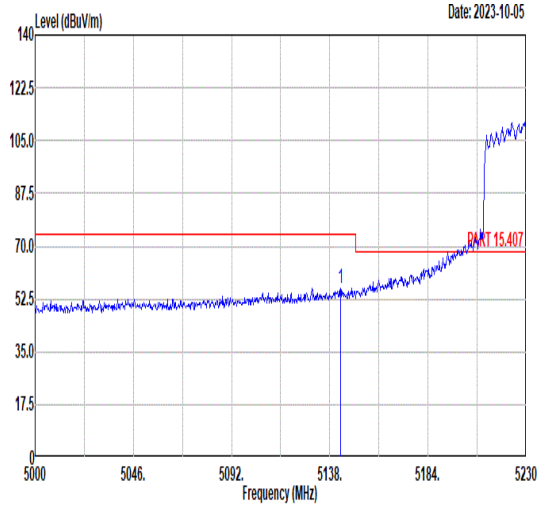 <br>Freq Level Limit Line Margin Read Level Ant Factor Cable Loss Preamp Factor APos TPos Remark<br>MHz dBuV/m dBuV/m dB dBuV dB/m dB dB cm deg<br>1 5143.06 56.17 74.00 -17.83 46.67 34.42 7.91 32.83 212 276 PEAK | 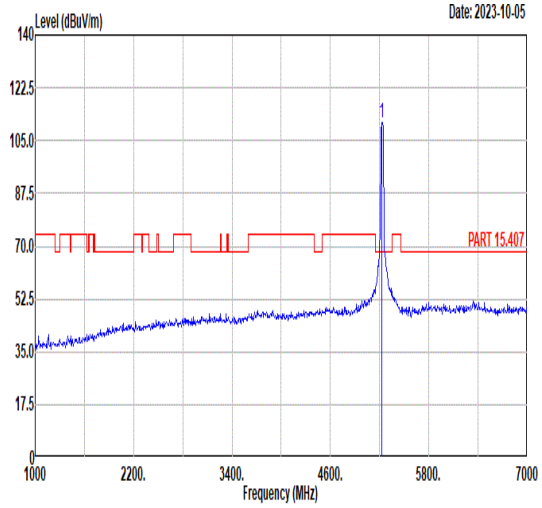 <br>Freq Level Limit Line Margin Read Level Ant Factor Cable Loss Preamp Factor APos TPos Remark<br>MHz dBuV/m dBuV/m dB dBuV dB/m dB dB cm deg<br>1 5230.00 110.95 ------ ------ 101.45 34.48 7.99 32.97 212 276 PEAK |
| Avg | 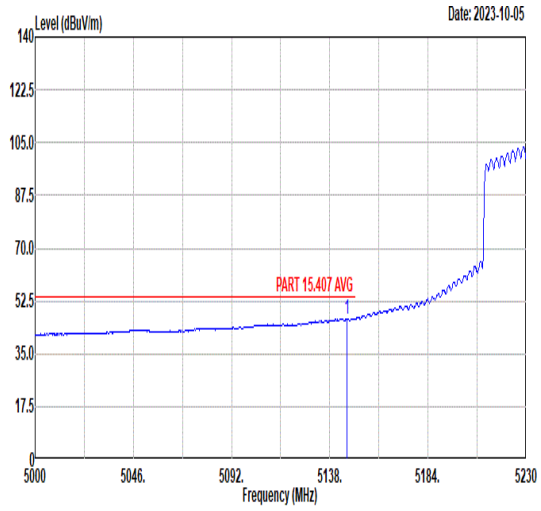 <br>Freq Level Limit Line Margin Read Level Ant Factor Cable Loss Preamp Factor APos TPos Remark<br>MHz dBuV/m dBuV/m dB dBuV dB/m dB dB cm deg<br>1 5146.05 46.69 54.00 -7.31 37.19 34.42 7.92 32.84 212 276 AVERAGE | 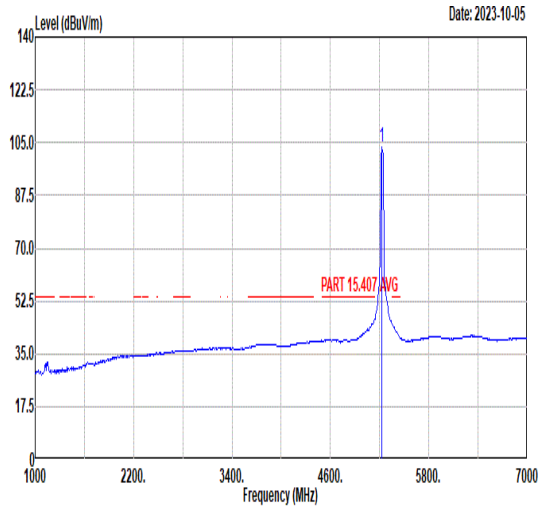 <br>Freq Level Limit Line Margin Read Level Ant Factor Cable Loss Preamp Factor APos TPos Remark<br>MHz dBuV/m dBuV/m dB dBuV dB/m dB dB cm deg<br>1 5230.00 103.36 ------ ------ 93.85 34.48 8.01 32.98 212 276 AVERAGE |

| Mode | 12 | |
|---|---|---|
| | Band Edge - R | |
| | U-NII-1_5.15-5.25_802.11ax HE40_CH46_Full_5230MHz | |
| ANT | 0+1 | |
| Pol. | Horizontal | Fundamental |
| Peak | 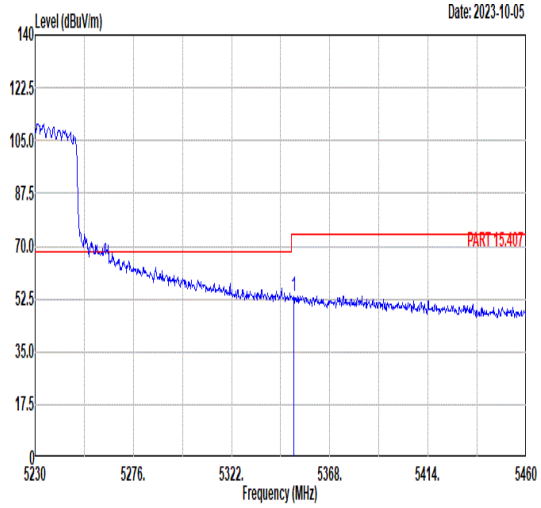 <br>Freq Level Limit Line Margin Read Level Ant Factor Cable Loss Preamp Factor APos TPos Remark<br>MHz dBuV/m dBuV/m dB dBuV dB/m dB dB cm deg<br>1 5350.98 53.57 74.00 -20.43 43.83 34.58 8.33 33.17 212 276 PEAK | Blank |
| Avg | 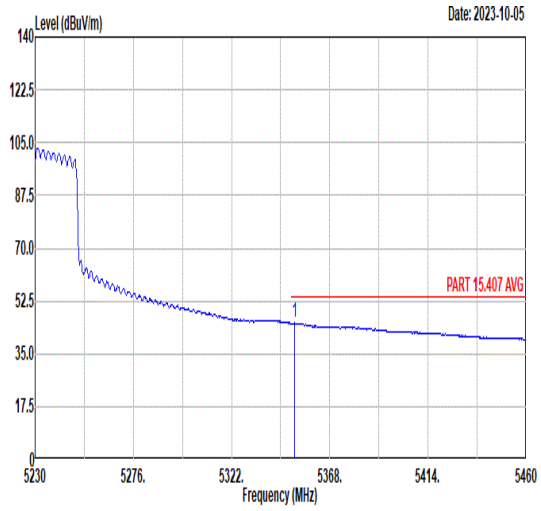 <br>Freq Level Limit Line Margin Read Level Ant Factor Cable Loss Preamp Factor APos TPos Remark<br>MHz dBuV/m dBuV/m dB dBuV dB/m dB dB cm deg<br>1 5351.44 45.17 54.00 -8.83 35.43 34.58 8.33 33.17 212 276 AVERAGE | Blank |

| Mode | 12 | |
|---|---|---|
| | Band Edge - L | |
| | U-NII-1_5.15-5.25_802.11ax HE40_CH46_Full_5230MHz | |
| ANT | 0+1 | |
| Pol. | Vertical | Fundamental |
| Peak | 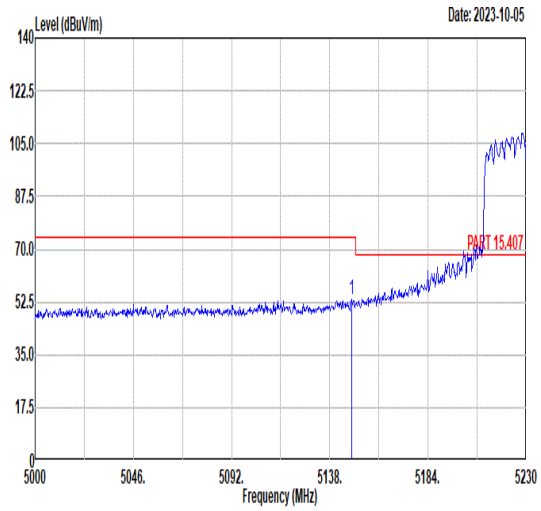 <br>Freq Level Limit Line Margin Read Level Ant Factor Cable Loss Preamp Factor APos TPos Remark<br>MHz dBuV/m dBuV/m dB dBuV dB/m dB dB cm deg<br>1 5148.12 53.19 74.00 -20.81 43.69 34.42 7.92 32.84 267 5 PEAK | 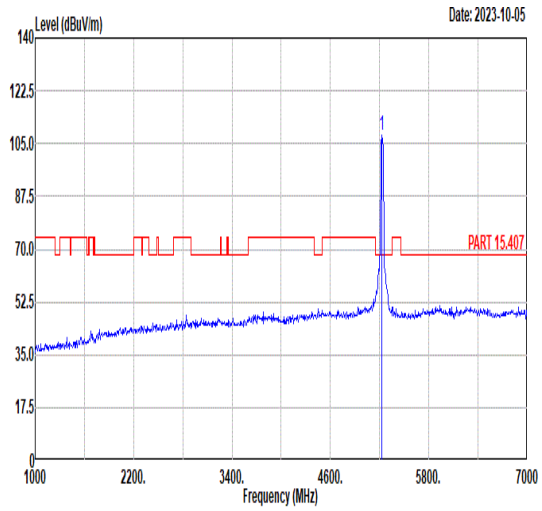 <br>Freq Level Limit Line Margin Read Level Ant Factor Cable Loss Preamp Factor APos TPos Remark<br>MHz dBuV/m dBuV/m dB dBuV dB/m dB dB cm deg<br>1 5230.00 108.02 ------ ------ 98.51 34.48 8.01 32.98 267 5 PEAK |
| Avg | 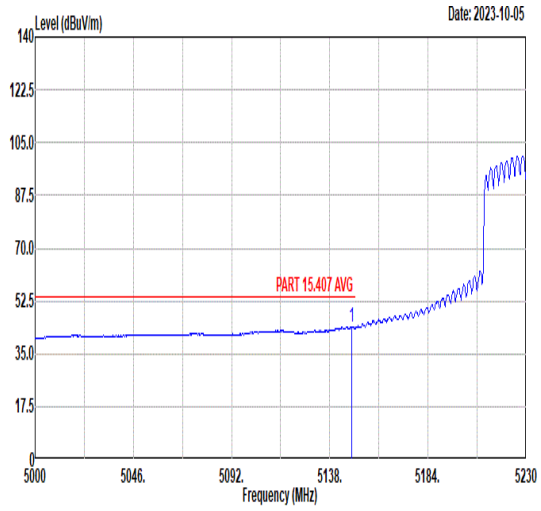 <br>Freq Level Limit Line Margin Read Level Ant Factor Cable Loss Preamp Factor APos TPos Remark<br>MHz dBuV/m dBuV/m dB dBuV dB/m dB dB cm deg<br>1 5148.35 43.87 54.00 -10.13 34.37 34.42 7.92 32.84 267 5 AVERAGE | 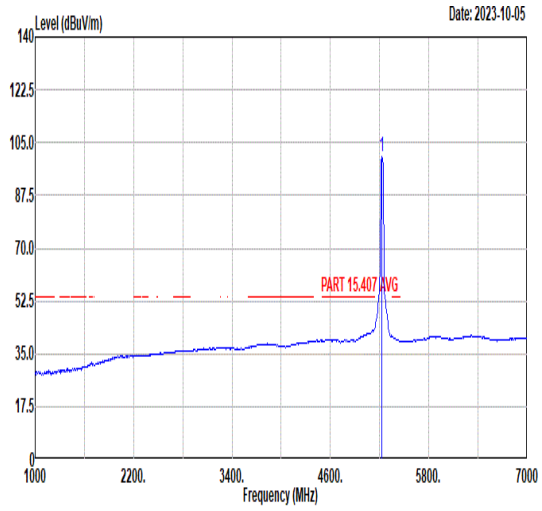 <br>Freq Level Limit Line Margin Read Level Ant Factor Cable Loss Preamp Factor APos TPos Remark<br>MHz dBuV/m dBuV/m dB dBuV dB/m dB dB cm deg<br>1 5230.00 100.53 ------ ------ 91.02 34.48 8.01 32.98 267 5 AVERAGE |

| Mode | 12 | |
|---|---|---|
| | Band Edge - R | |
| | U-NII-1_5.15-5.25_802.11ax HE40_CH46_Full_5230MHz | |
| ANT | 0+1 | |
| Pol. | Vertical | Fundamental |
| Peak | 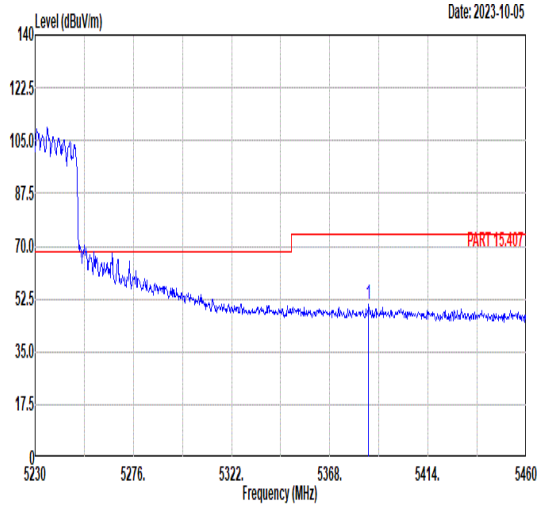 <br>Freq Level Limit Line Margin Read Level Ant Factor Cable Loss Preamp Factor APos TPos Remark<br>MHz dBuV/m dBuV/m dB dBuV dB/m dB dB cm deg<br>1 5386.17 50.62 74.00 -23.38 40.82 34.61 8.42 33.23 267 5 PEAK | Blank |
| Avg | 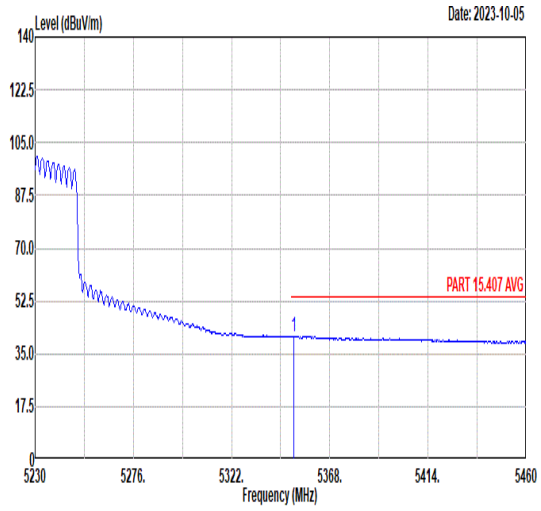 <br>Freq Level Limit Line Margin Read Level Ant Factor Cable Loss Preamp Factor APos TPos Remark<br>MHz dBuV/m dBuV/m dB dBuV dB/m dB dB cm deg<br>1 5351.21 40.81 54.00 -13.19 31.07 34.58 8.33 33.17 267 5 AVERAGE | Blank |

| Mode | 12 | |
|---|---|---|
| | Harmonic | |
| | U-NII-1_5.15-5.25_802.11ax HE40_CH46_Full_5230MHz | |
| ANT | 0+1 | |
| Pol. | Horizontal | Vertical |
| Peak<br>Avg | 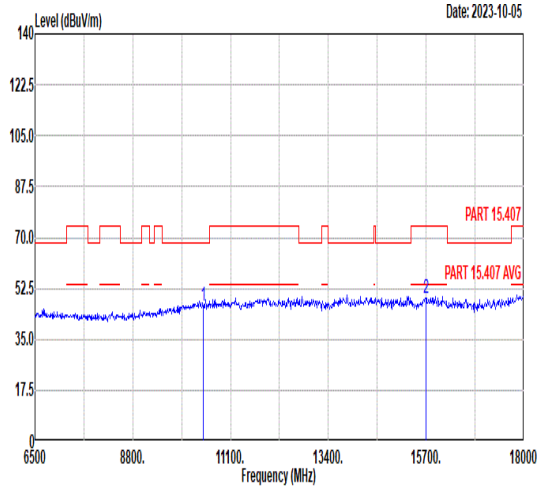 <br>Freq Level Limit Line Margin Read Level Ant Factor Cable Loss Preamp Factor APos TPos Remark<br>MHz dBuV/m dBuV/m dB dBuV dB/m dB dB cm deg<br>1 10460.00 46.49 68.30 -21.81 56.91 37.67 10.80 58.89 -- -- Peak<br>2 15690.00 49.22 74.00 -24.78 54.98 40.61 12.72 59.09 -- -- Peak | 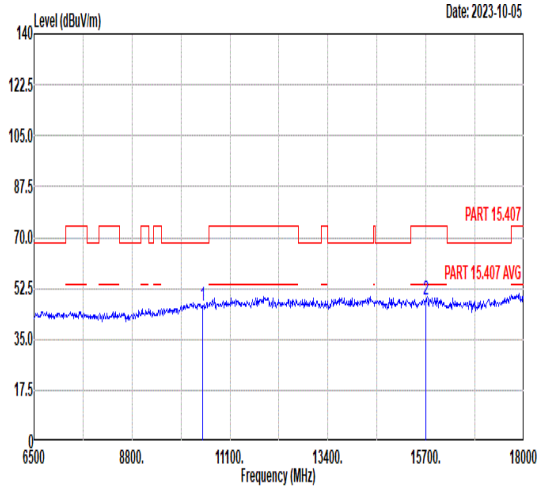 <br>Freq Level Limit Line Margin Read Level Ant Factor Cable Loss Preamp Factor APos TPos Remark<br>MHz dBuV/m dBuV/m dB dBuV dB/m dB dB cm deg<br>1 10460.00 46.56 68.30 -21.74 56.98 37.67 10.80 58.89 -- -- Peak<br>2 15690.00 48.60 74.00 -25.40 54.36 40.61 12.72 59.09 -- -- Peak |

| Mode | 13 | |
|---|---|---|
| | Band Edge - L | |
| | U-NII-1_5.15-5.25_802.11ax HE80_CH42_Full_5210MHz | |
| ANT | 0+1 | |
| Pol. | Horizontal | Fundamental |
| Peak | 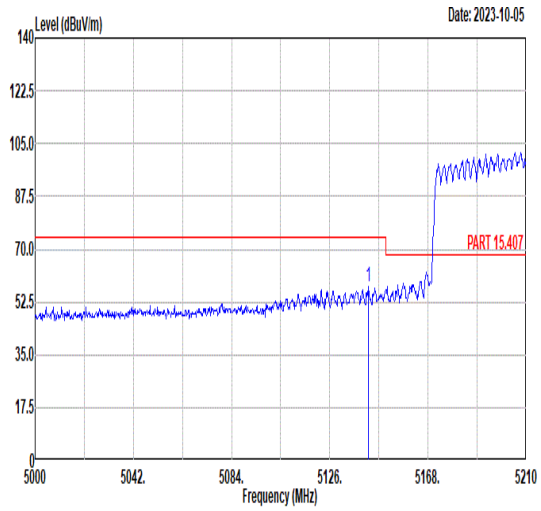 <br>Freq Level Limit Line Margin Read Level Ant Factor Cable Loss Preamp Factor APos TPos Remark<br>MHz dBuV/m dBuV/m dB dBuV dB/m dB dB cm deg<br>1 5142.38 57.80 74.00 -16.20 48.30 34.42 7.91 32.83 211 269 PEAK | 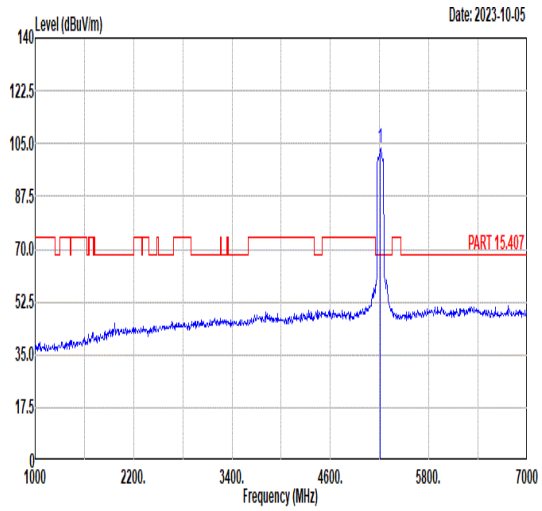 <br>Freq Level Limit Line Margin Read Level Ant Factor Cable Loss Preamp Factor APos TPos Remark<br>MHz dBuV/m dBuV/m dB dBuV dB/m dB dB cm deg<br>1 5210.00 103.78 ------ ------ 94.30 34.47 7.96 32.95 211 269 PEAK |
| Avg | 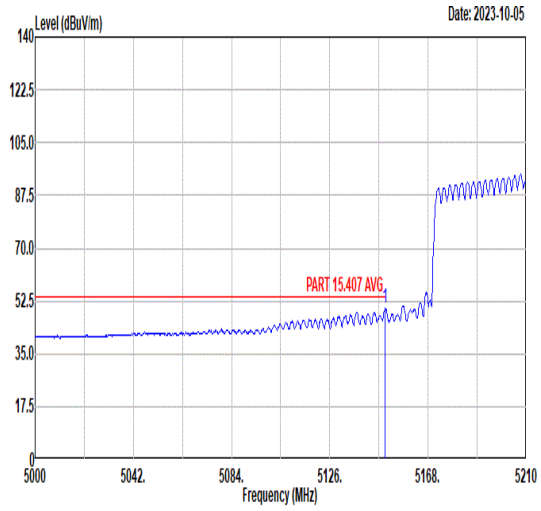 <br>Freq Level Limit Line Margin Read Level Ant Factor Cable Loss Preamp Factor APos TPos Remark<br>MHz dBuV/m dBuV/m dB dBuV dB/m dB dB cm deg<br>1 5149.73 50.01 54.00 -3.99 40.52 34.42 7.92 32.85 211 269 AVERAGE | 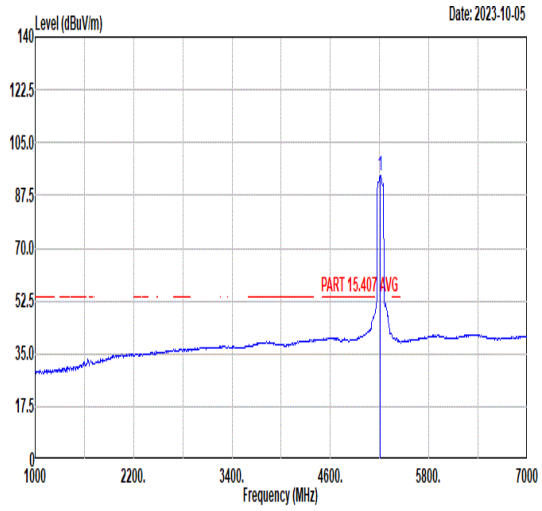 <br>Freq Level Limit Line Margin Read Level Ant Factor Cable Loss Preamp Factor APos TPos Remark<br>MHz dBuV/m dBuV/m dB dBuV dB/m dB dB cm deg<br>1 5210.00 94.13 ------ ------ 84.65 34.47 7.96 32.95 211 269 AVERAGE |

| Mode | 13 | |
|---|---|---|
| | Band Edge - R | |
| | U-NII-1_5.15-5.25_802.11ax HE80_CH42_Full_5210MHz | |
| ANT | 0+1 | |
| Pol. | Horizontal | Fundamental |
| Peak | 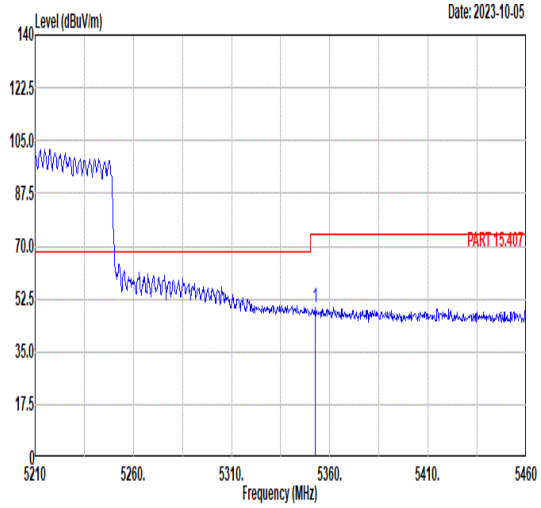 <br>Freq Level Limit Line Margin Read Level Ant Factor Cable Loss Preamp Factor APos TPos Remark<br>MHz dBuV/m dBuV/m dB dBuV dB/m dB dB cm deg<br>1 5352.75 49.52 74.00 -24.48 39.77 34.58 8.34 33.17 211 269 PEAK | Blank |
| Avg | 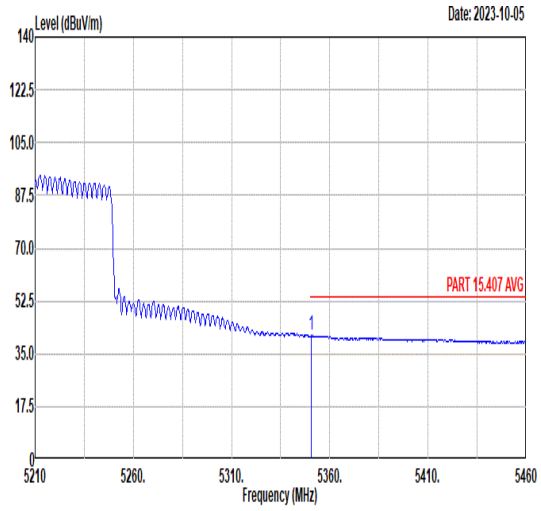 <br>Freq Level Limit Line Margin Read Level Ant Factor Cable Loss Preamp Factor APos TPos Remark<br>MHz dBuV/m dBuV/m dB dBuV dB/m dB dB cm deg<br>1 5350.50 41.38 54.00 -12.62 31.64 34.58 8.33 33.17 211 269 AVERAGE | Blank |

| Mode | 13 | |
|---|---|---|
| | Band Edge - L | |
| | U-NII-1_5.15-5.25_802.11ax HE80_CH42_Full_5210MHz | |
| ANT | 0+1 | |
| Pol. | Vertical | Fundamental |
| Peak | 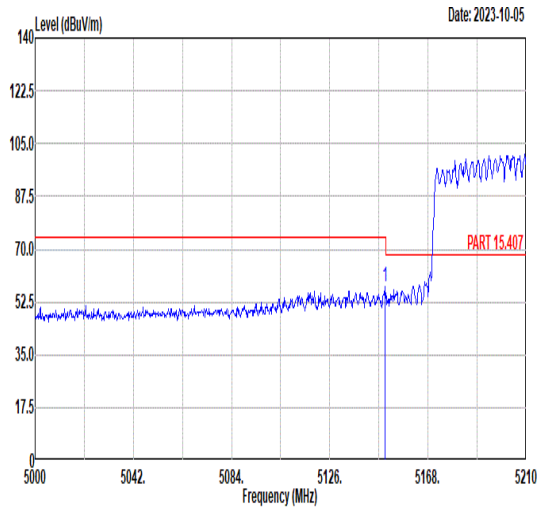 <br>Freq Level Limit Line Margin Read Level Ant Factor Cable Loss Preamp Factor APos TPos Remark<br>MHz dBuV/m dBuV/m dB dBuV dB/m dB dB cm deg<br>1 5149.52 57.63 74.00 -16.37 48.14 34.42 7.92 32.85 266 8 PEAK | 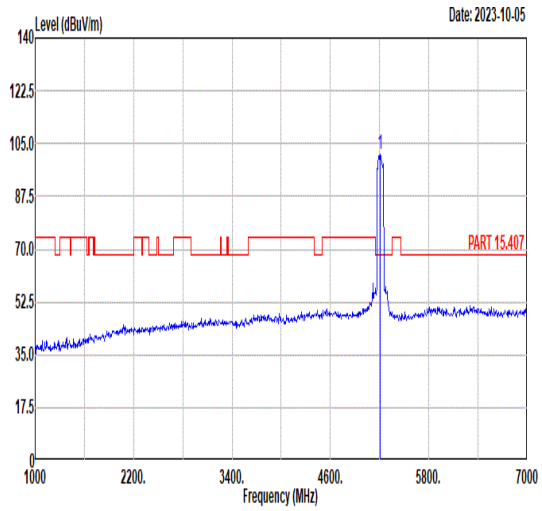 <br>Freq Level Limit Line Margin Read Level Ant Factor Cable Loss Preamp Factor APos TPos Remark<br>MHz dBuV/m dBuV/m dB dBuV dB/m dB dB cm deg<br>1 5210.00 101.28 ------ ------ 91.79 34.47 7.96 32.94 266 8 PEAK |
| Avg | 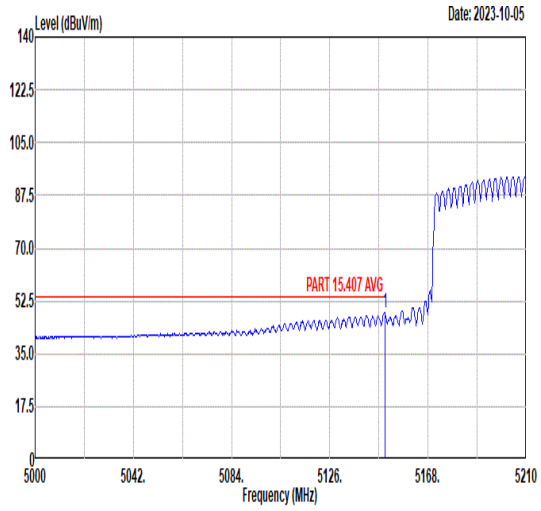 <br>Freq Level Limit Line Margin Read Level Ant Factor Cable Loss Preamp Factor APos TPos Remark<br>MHz dBuV/m dBuV/m dB dBuV dB/m dB dB cm deg<br>1 5149.52 48.68 54.00 -5.32 39.19 34.42 7.92 32.85 266 8 AVERAGE | 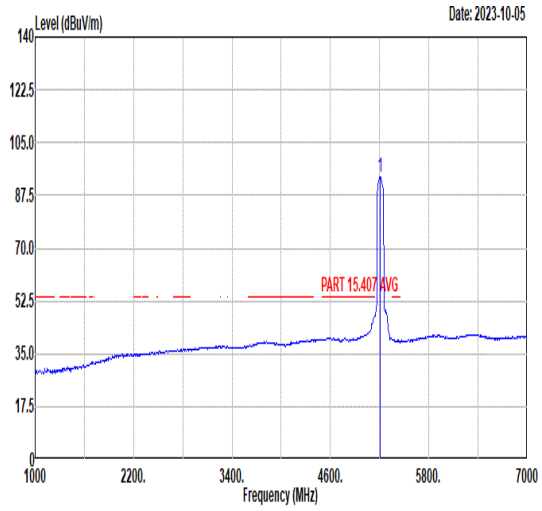 <br>Freq Level Limit Line Margin Read Level Ant Factor Cable Loss Preamp Factor APos TPos Remark<br>MHz dBuV/m dBuV/m dB dBuV dB/m dB dB cm deg<br>1 5210.00 93.46 ------ ------ 83.98 34.46 7.95 32.93 266 8 AVERAGE |

| Mode | 13 | |
|---|---|---|
| | Band Edge - R | |
| | U-NII-1_5.15-5.25_802.11ax HE80_CH42_Full_5210MHz | |
| ANT | 0+1 | |
| Pol. | Vertical | Fundamental |
| Peak | 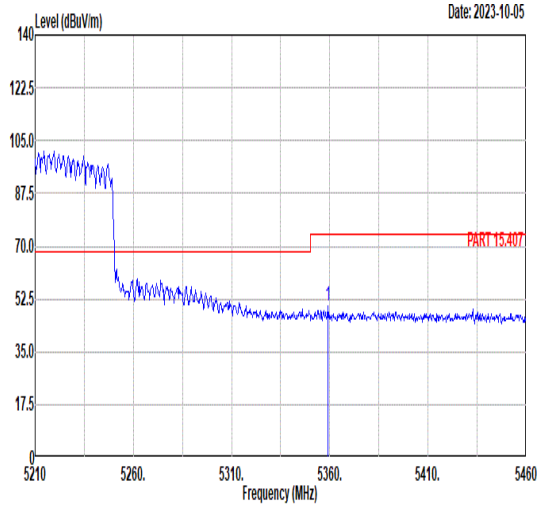 <br>Freq Level Limit Line Margin Read Level Ant Factor Cable Loss Preamp Factor APos TPos Remark<br>MHz dBuV/m dBuV/m dB dBuV dB/m dB dB cm deg<br>1 5359.00 50.17 74.00 -23.83 40.41 34.59 8.35 33.18 266 8 PEAK | Blank |
| Avg | 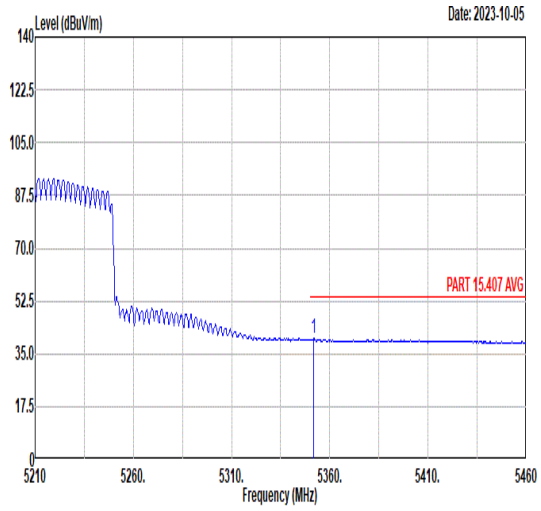 <br>Freq Level Limit Line Margin Read Level Ant Factor Cable Loss Preamp Factor APos TPos Remark<br>MHz dBuV/m dBuV/m dB dBuV dB/m dB dB cm deg<br>1 5351.75 39.89 54.00 -14.11 30.15 34.58 8.33 33.17 266 8 AVERAGE | Blank |

| Mode | 13 | |
|---|---|---|
| | Harmonic | |
| | U-NII-1_5.15-5.25_802.11ax HE80_CH42_Full_5210MHz | |
| ANT | 0+1 | |
| Pol. | Horizontal | Vertical |
| Peak<br>Avg | 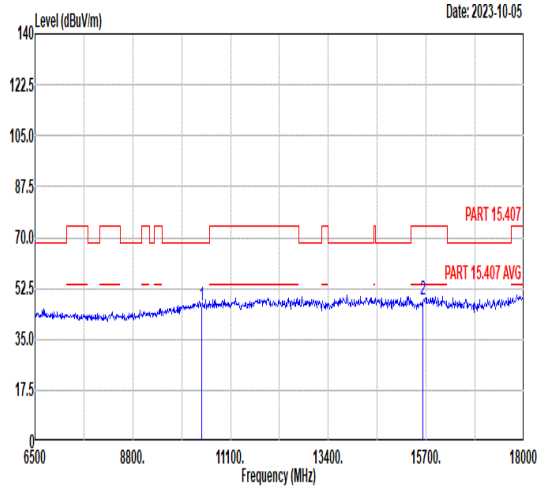 <br><br>Freq Level Limit Line Margin Read Level Ant Factor Cable Loss Preamp Factor APos TPos Remark<br>MHz dBuV/m dBuV/m dB dBuV dB/m dB dB cm deg<br>1 10420.00 46.75 68.30 -21.55 57.26 37.65 10.77 58.93 -- -- Peak<br>2 15630.00 48.71 74.00 -25.29 54.43 40.59 12.72 59.03 -- -- Peak | 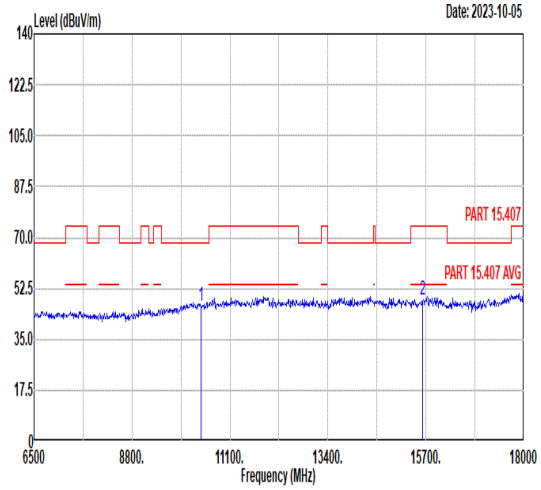 <br><br>Freq Level Limit Line Margin Read Level Ant Factor Cable Loss Preamp Factor APos TPos Remark<br>MHz dBuV/m dBuV/m dB dBuV dB/m dB dB cm deg<br>1 10420.00 46.63 68.30 -21.67 57.14 37.65 10.77 58.93 -- -- Peak<br>2 15630.00 48.42 74.00 -25.58 54.14 40.59 12.72 59.03 -- -- Peak |

| Mode | 14 | |
|---|---|---|
| | Band Edge - L | |
| | U-NII-1_5.15-5.25_802.11ax HE80_CH42_Partial_RU 484/65_5210MHz | |
| ANT | 0+1 | |
| Pol. | Horizontal | Fundamental |
| Peak | 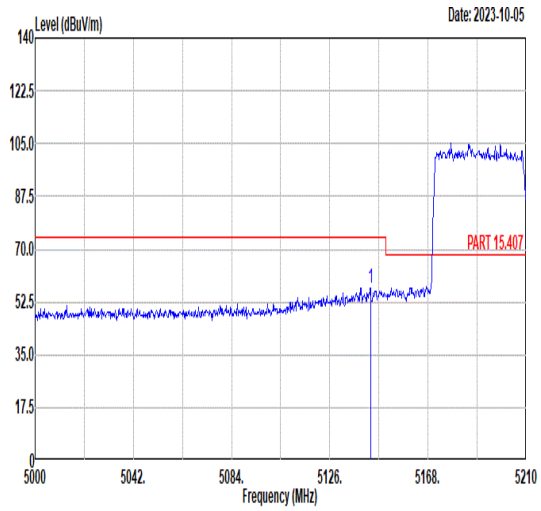 <br>Freq Level Limit Line Margin Read Level Ant Factor Cable Loss Preamp Factor APos TPos Remark<br>MHz dBuV/m dBuV/m dB dBuV dB/m dB dB cm deg<br>1 5143.43 57.18 74.00 -16.82 47.69 34.42 7.91 32.84 202 264 PEAK | 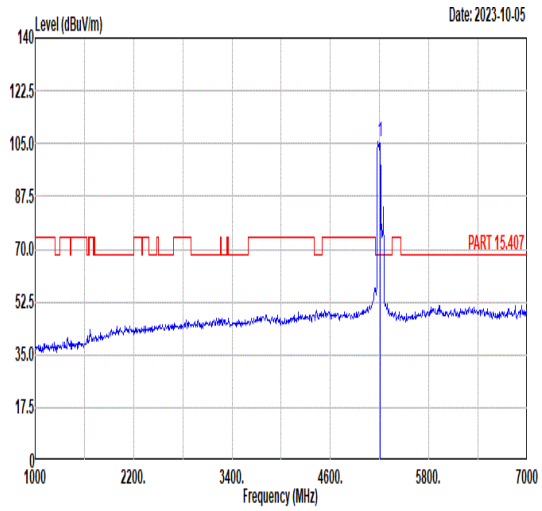 <br>Freq Level Limit Line Margin Read Level Ant Factor Cable Loss Preamp Factor APos TPos Remark<br>MHz dBuV/m dBuV/m dB dBuV dB/m dB dB cm deg<br>1 5210.00 105.60 ------ ------ 96.11 34.45 7.94 32.90 202 264 PEAK |
| Avg | 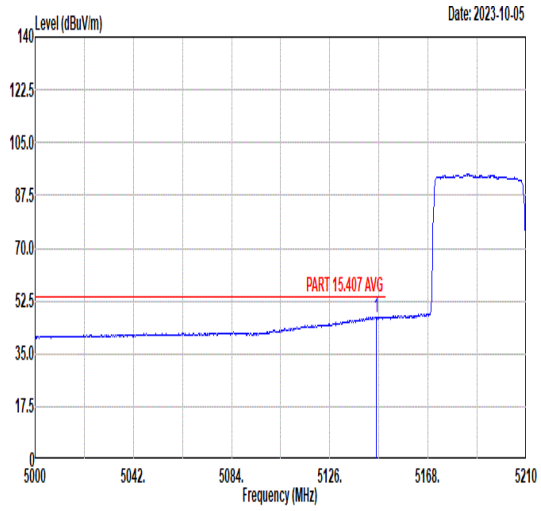 <br>Freq Level Limit Line Margin Read Level Ant Factor Cable Loss Preamp Factor APos TPos Remark<br>MHz dBuV/m dBuV/m dB dBuV dB/m dB dB cm deg<br>1 5145.95 47.22 54.00 -6.78 37.72 34.42 7.92 32.84 202 264 AVERAGE | 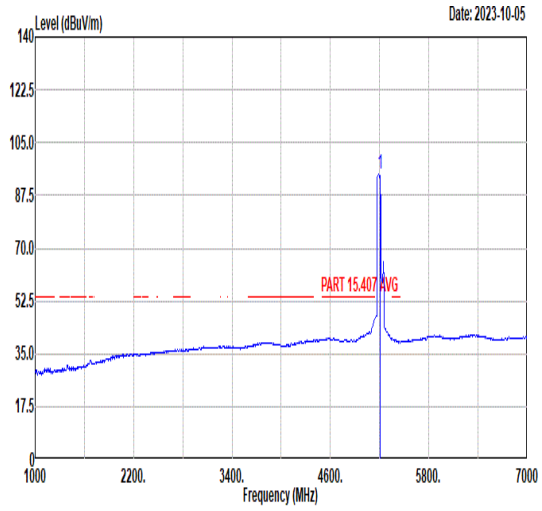 <br>Freq Level Limit Line Margin Read Level Ant Factor Cable Loss Preamp Factor APos TPos Remark<br>MHz dBuV/m dBuV/m dB dBuV dB/m dB dB cm deg<br>1 5210.00 94.65 ------ ------ 85.17 34.45 7.94 32.91 202 264 AVERAGE |

| Mode | 14 | |
|---|---|---|
| | Band Edge - R | |
| | U-NII-1_5.15-5.25_802.11ax HE80_CH42_Partial_RU 484/65_5210MHz | |
| ANT | 0+1 | |
| Pol. | Horizontal | Fundamental |
| Peak | 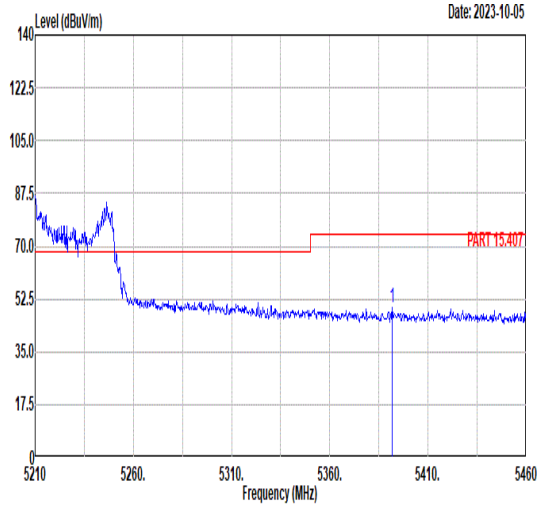 <br>Freq Level Limit Line Margin Read Level Ant Factor Cable Loss Preamp Factor APos TPos Remark<br>MHz dBuV/m dBuV/m dB dBuV dB/m dB dB cm deg<br>1 5391.75 49.47 74.00 -24.53 39.66 34.61 8.44 33.24 202 264 PEAK | Blank |
| Avg | 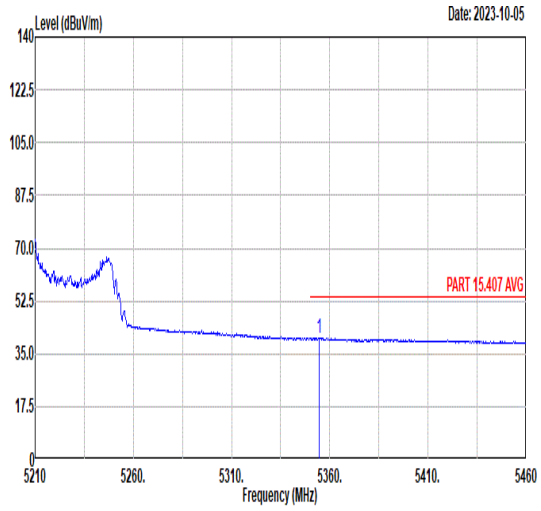 <br>Freq Level Limit Line Margin Read Level Ant Factor Cable Loss Preamp Factor APos TPos Remark<br>MHz dBuV/m dBuV/m dB dBuV dB/m dB dB cm deg<br>1 5354.50 40.36 54.00 -13.64 30.62 34.58 8.34 33.18 202 264 AVERAGE | Blank |

| Mode | 14 | |
|---|---|---|
| | Band Edge - L | |
| | U-NII-1_5.15-5.25_802.11ax HE80_CH42_Partial_RU 484/65_5210MHz | |
| ANT | 0+1 | |
| Pol. | Vertical | Fundamental |
| Peak | 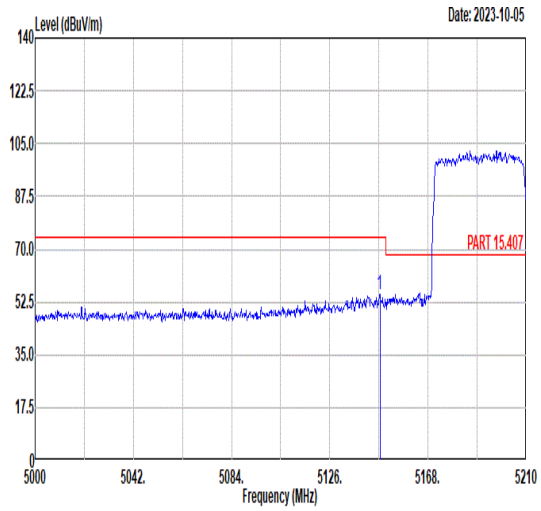 <br>Freq Level Limit Line Margin Read Level Ant Factor Cable Loss Preamp Factor APos TPos Remark<br>MHz dBuV/m dBuV/m dB dBuV dB/m dB dB cm deg<br>1 5147.42 54.97 74.00 -19.03 45.47 34.42 7.92 32.84 266 8 PEAK | 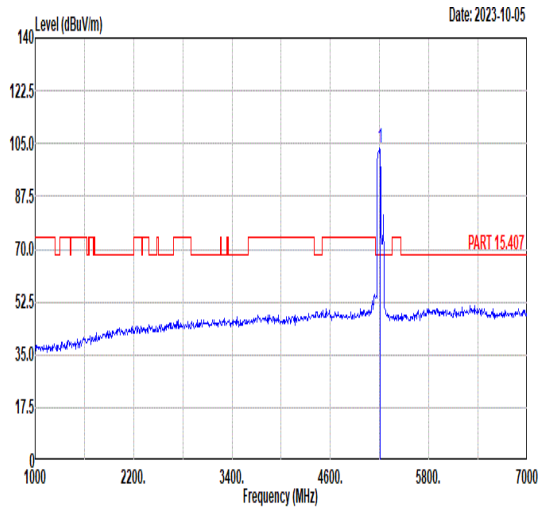 <br>Freq Level Limit Line Margin Read Level Ant Factor Cable Loss Preamp Factor APos TPos Remark<br>MHz dBuV/m dBuV/m dB dBuV dB/m dB dB cm deg<br>1 5210.00 103.63 ------ ------ 94.15 34.46 7.95 32.93 266 8 PEAK |
| Avg | 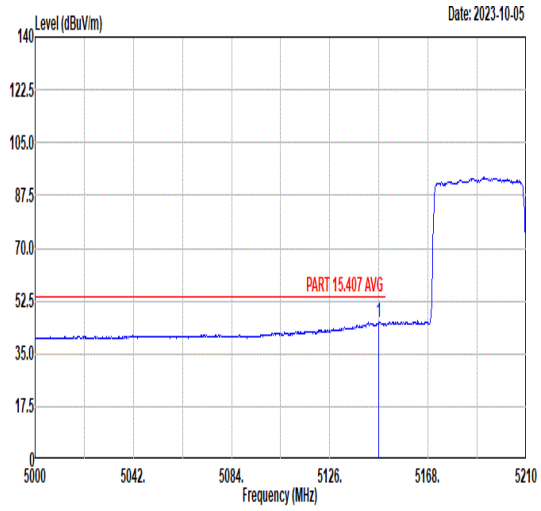 <br>Freq Level Limit Line Margin Read Level Ant Factor Cable Loss Preamp Factor APos TPos Remark<br>MHz dBuV/m dBuV/m dB dBuV dB/m dB dB cm deg<br>1 5147.00 45.61 54.00 -8.39 36.11 34.42 7.92 32.84 266 8 AVERAGE | 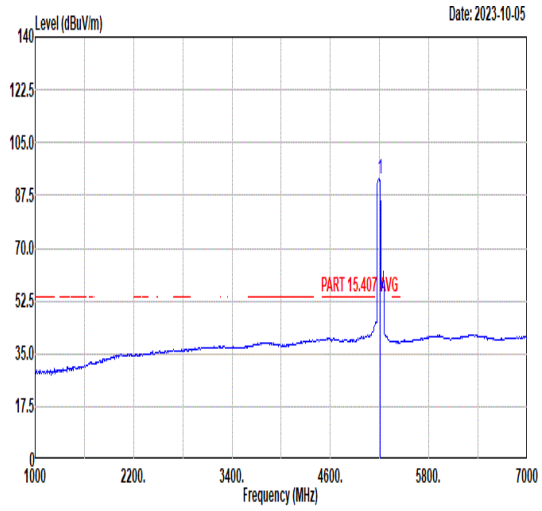 <br>Freq Level Limit Line Margin Read Level Ant Factor Cable Loss Preamp Factor APos TPos Remark<br>MHz dBuV/m dBuV/m dB dBuV dB/m dB dB cm deg<br>1 5210.00 92.86 ------ ------ 83.37 34.46 7.95 32.92 266 8 AVERAGE |

| Mode | 14 | |
|---|---|---|
| | Band Edge - R | |
| | U-NII-1_5.15-5.25_802.11ax HE80_CH42_Partial_RU 484/65_5210MHz | |
| ANT | 0+1 | |
| Pol. | Vertical | Fundamental |
| Peak | 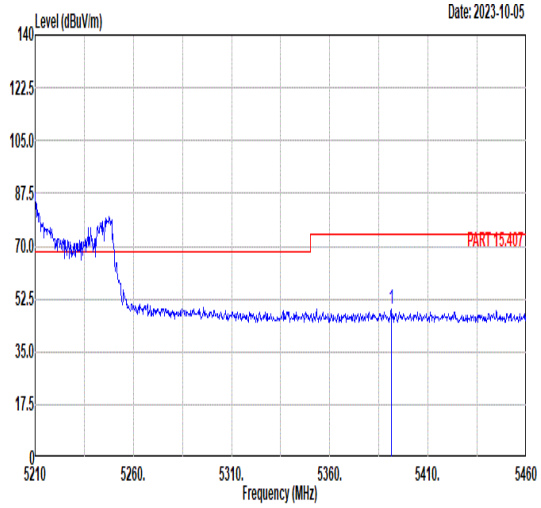 <br>Freq Level Limit Line Margin Read Level Ant Factor Cable Loss Preamp Factor APos TPos Remark<br>MHz dBuV/m dBuV/m dB dBuV dB/m dB dB cm deg<br>1 5391.50 48.91 74.00 -25.09 39.10 34.61 8.44 33.24 266 8 PEAK | Blank |
| Avg | 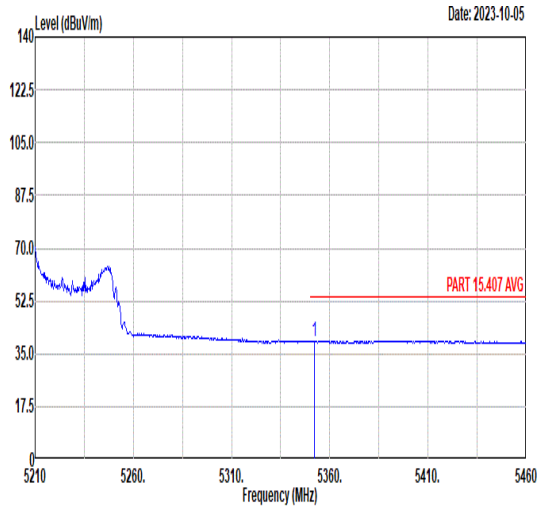 <br>Freq Level Limit Line Margin Read Level Ant Factor Cable Loss Preamp Factor APos TPos Remark<br>MHz dBuV/m dBuV/m dB dBuV dB/m dB dB cm deg<br>1 5352.25 39.33 54.00 -14.67 29.59 34.58 8.33 33.17 266 8 AVERAGE | Blank |

| Mode | 15 | |
|---|---|---|
| | Band Edge - L | |
| | U-NII-2A_5.25-5.35_802.11a_CH52_5260MHz | |
| ANT | 0+1 | |
| Pol. | Horizontal | Fundamental |
| Peak | 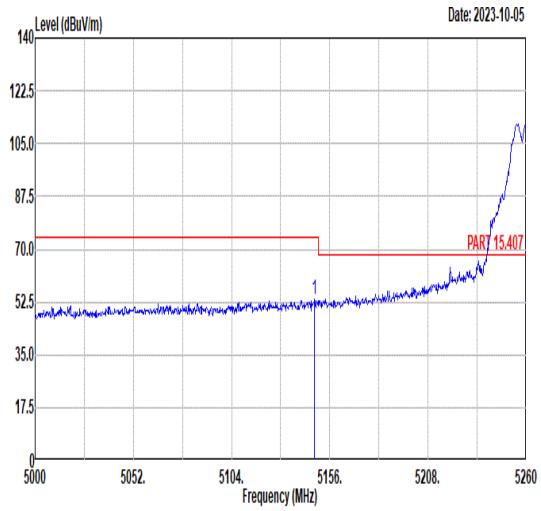 <br>Freq Level Limit Line Margin Read Level Ant Factor Cable Loss Preamp Factor APos TPos Remark<br>MHz dBuV/m dBuV/m dB dBuV dB/m dB dB cm deg<br>1 5147.94 53.47 74.00 -20.53 43.97 34.42 7.92 32.84 204 269 PEAK | 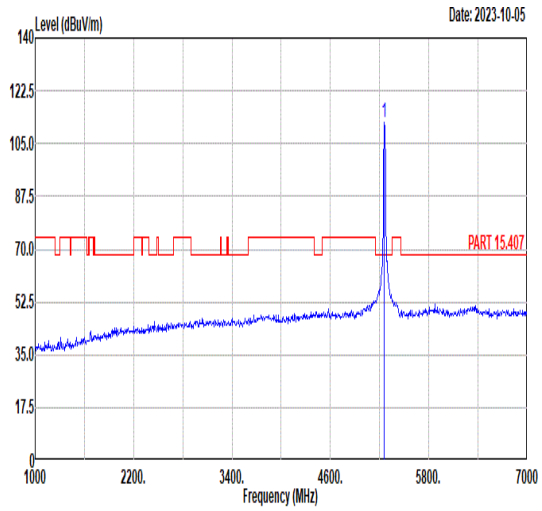 <br>Freq Level Limit Line Margin Read Level Ant Factor Cable Loss Preamp Factor APos TPos Remark<br>MHz dBuV/m dBuV/m dB dBuV dB/m dB dB cm deg<br>1 5260.00 111.88 ------ ------ 102.30 34.51 8.09 33.02 204 269 PEAK |
| Avg | 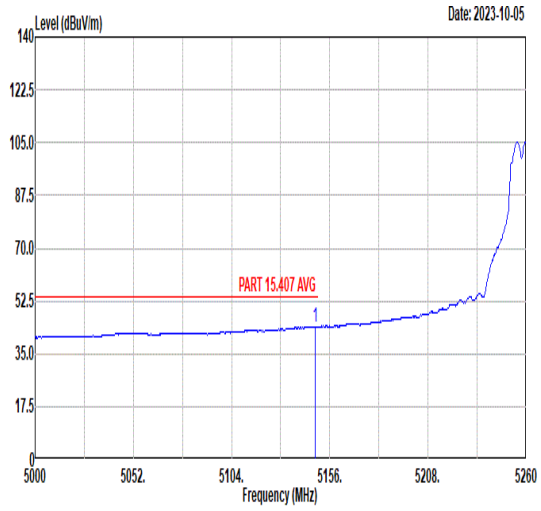 <br>Freq Level Limit Line Margin Read Level Ant Factor Cable Loss Preamp Factor APos TPos Remark<br>MHz dBuV/m dBuV/m dB dBuV dB/m dB dB cm deg<br>1 5148.46 44.00 54.00 -10.00 34.50 34.42 7.92 32.84 204 269 AVERAGE | 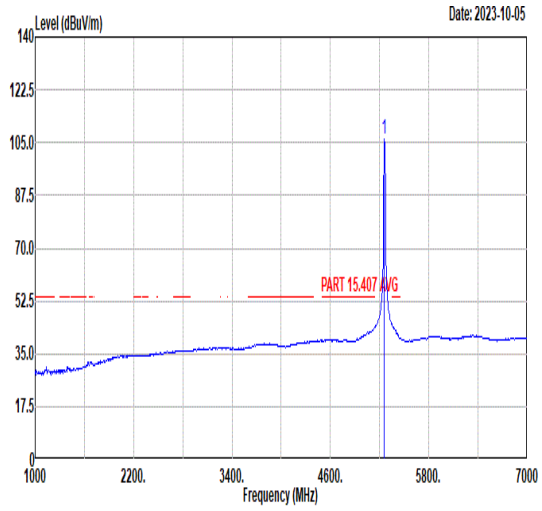 <br>Freq Level Limit Line Margin Read Level Ant Factor Cable Loss Preamp Factor APos TPos Remark<br>MHz dBuV/m dBuV/m dB dBuV dB/m dB dB cm deg<br>1 5260.00 105.97 ------ ------ 96.39 34.51 8.09 33.02 204 269 AVERAGE |

| Mode | 15 | |
|---|---|---|
| | Band Edge - R | |
| | U-NII-2A_5.25-5.35_802.11a_CH52_5260MHz | |
| ANT | 0+1 | |
| Pol. | Horizontal | Fundamental |
| Peak | 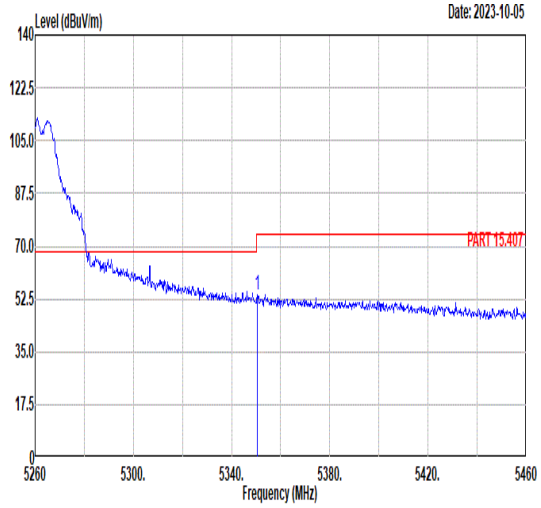 <br>Freq Level Limit Line Margin Read Level Ant Factor Cable Loss Preamp Factor APos TPos Remark<br>MHz dBuV/m dBuV/m dB dBuV dB/m dB dB cm deg<br>1 5350.40 54.03 74.00 -19.97 44.29 34.58 8.33 33.17 204 269 PEAK | Blank |
| Avg | 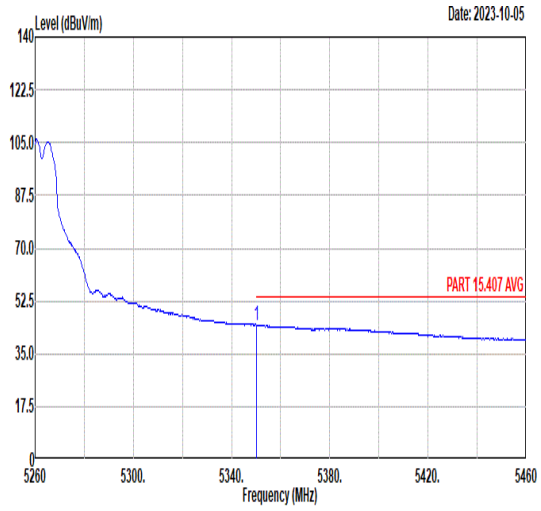 <br>Freq Level Limit Line Margin Read Level Ant Factor Cable Loss Preamp Factor APos TPos Remark<br>MHz dBuV/m dBuV/m dB dBuV dB/m dB dB cm deg<br>1 5350.00 44.64 54.00 -9.36 34.90 34.58 8.33 33.17 204 269 AVERAGE | Blank |