Mode	15	
	Band Edge - L	
	U-NII-2A_5.25-5.35_802.11a_CH52_5260MHz	
ANT	0+1	
Pol.	Vertical	Fundamental
Peak	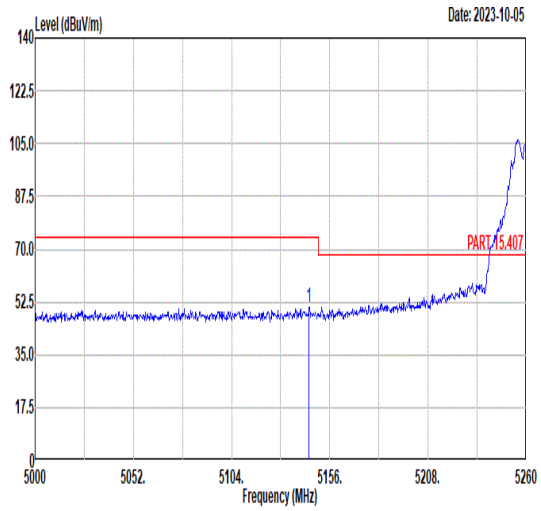 Freq Level Limit Line Margin Read Level Ant Factor Cable Loss Preamp Factor APos TPos Remark MHz dBuV/m dBuV/m dB dBuV dB/m dB dB cm deg 1 5145.08 50.52 74.00 -23.48 41.02 34.42 7.92 32.84 226 45 PEAK	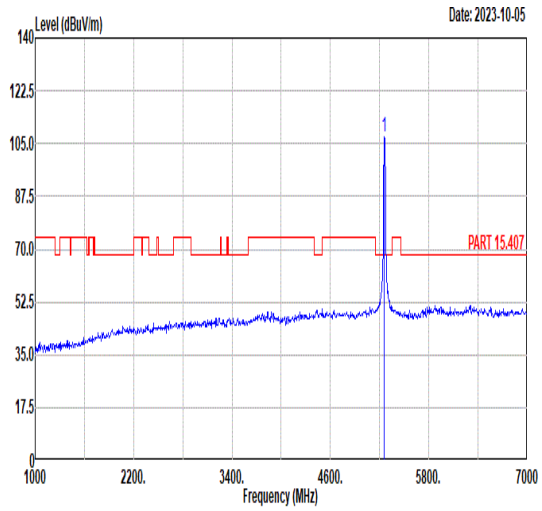 Freq Level Limit Line Margin Read Level Ant Factor Cable Loss Preamp Factor APos TPos Remark MHz dBuV/m dBuV/m dB dBuV dB/m dB dB cm deg 1 5260.00 107.05 ------ ------ 97.47 34.51 8.09 33.02 226 45 PEAK
Avg	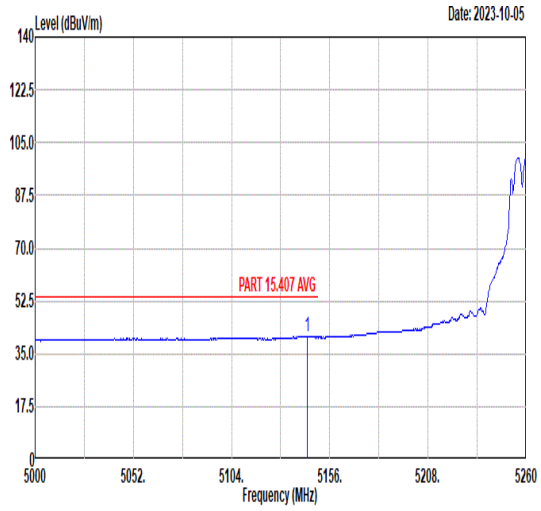 Freq Level Limit Line Margin Read Level Ant Factor Cable Loss Preamp Factor APos TPos Remark MHz dBuV/m dBuV/m dB dBuV dB/m dB dB cm deg 1 5144.04 40.72 54.00 -13.28 31.23 34.42 7.91 32.84 226 45 AVERAGE	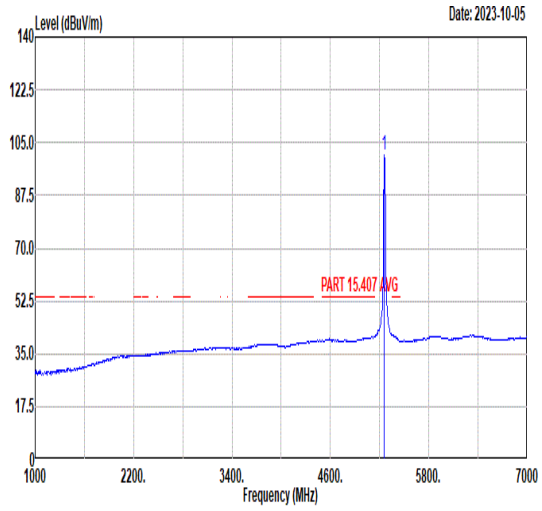 Freq Level Limit Line Margin Read Level Ant Factor Cable Loss Preamp Factor APos TPos Remark MHz dBuV/m dBuV/m dB dBuV dB/m dB dB cm deg 1 5260.00 101.16 ------ ------ 91.58 34.51 8.09 33.02 226 45 AVERAGE

Mode	15	
	Band Edge - R	
	U-NII-2A_5.25-5.35_802.11a_CH52_5260MHz	
ANT	0+1	
Pol.	Vertical	Fundamental
Peak	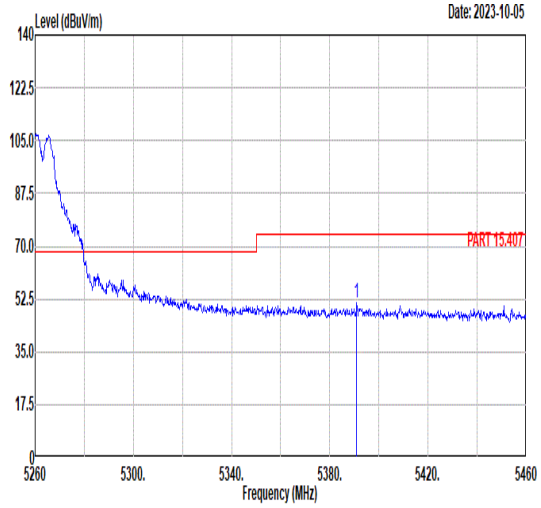 Freq Level Limit Line Margin Read Level Ant Factor Cable Loss Preamp Factor APos TPos Remark MHz dBuV/m dBuV/m dB dBuV dB/m dB dB cm deg 1 5391.00 51.04 74.00 -22.96 41.23 34.61 8.44 33.24 226 45 PEAK	Blank
Avg	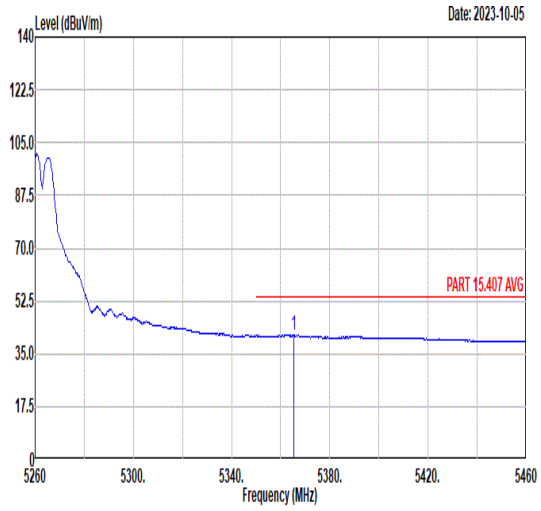 Freq Level Limit Line Margin Read Level Ant Factor Cable Loss Preamp Factor APos TPos Remark MHz dBuV/m dBuV/m dB dBuV dB/m dB dB cm deg 1 5365.40 41.20 54.00 -12.80 31.43 34.59 8.37 33.19 226 45 AVERAGE	Blank

Mode	15	
	Harmonic	
	U-NII-2A_5.25-5.35_802.11a_CH52_5260MHz	
ANT	0+1	
Pol.	Horizontal	Vertical
Peak Avg	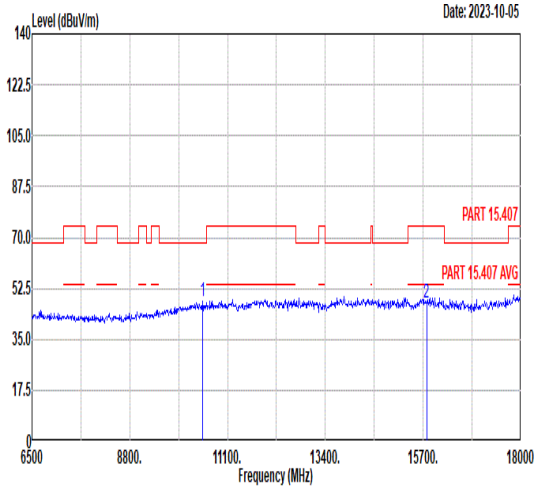 Freq Level Limit Line Margin Read Level Ant Factor Cable Loss Preamp Factor APos TPos Remark MHz dBuV/m dBuV/m dB dBuV dB/m dB dB cm deg 1 10520.00 47.99 68.30 -20.31 58.25 37.71 10.85 58.82 -- -- Peak 2 15780.00 47.49 74.00 -26.51 53.33 40.63 12.71 59.18 -- -- Peak	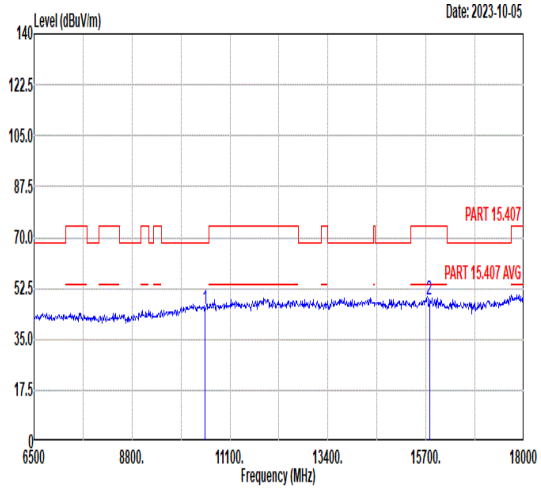 Freq Level Limit Line Margin Read Level Ant Factor Cable Loss Preamp Factor APos TPos Remark MHz dBuV/m dBuV/m dB dBuV dB/m dB dB cm deg 1 10520.00 45.63 68.30 -22.67 55.89 37.71 10.85 58.82 -- -- Peak 2 15780.00 48.36 74.00 -25.64 54.20 40.63 12.71 59.18 -- -- Peak

Mode	16	
	Band Edge - L	
	U-NII-2A_5.25-5.35_802.11a_CH60_5300MHz	
ANT	0+1	
Pol.	Horizontal	Fundamental
Peak	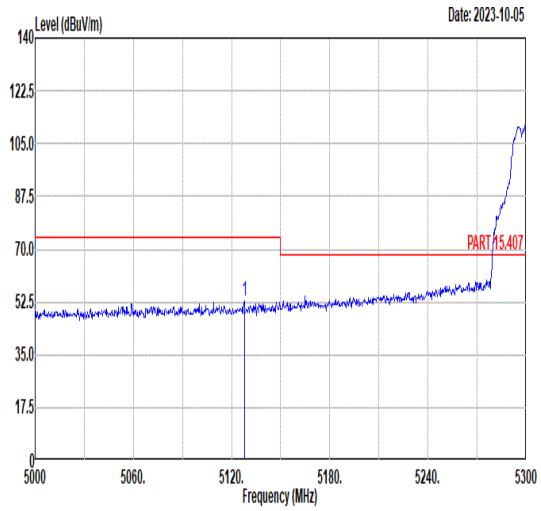 Freq Level Limit Line Margin Read Level Ant Factor Cable Loss Preamp Factor APos TPos Remark MHz dBuV/m dBuV/m dB dBuV dB/m dB dB cm deg 1 5127.80 52.75 74.00 -21.25 43.26 34.40 7.90 32.81 212 266 PEAK	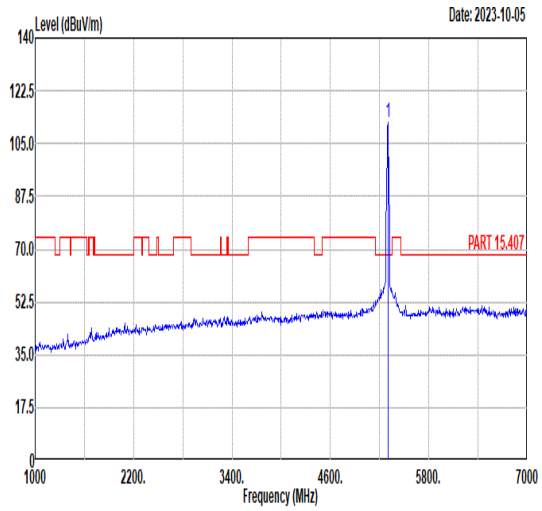 Freq Level Limit Line Margin Read Level Ant Factor Cable Loss Preamp Factor APos TPos Remark MHz dBuV/m dBuV/m dB dBuV dB/m dB dB cm deg 1 5300.00 111.96 ------ ------ 102.31 34.54 8.20 33.09 212 266 PEAK
Avg	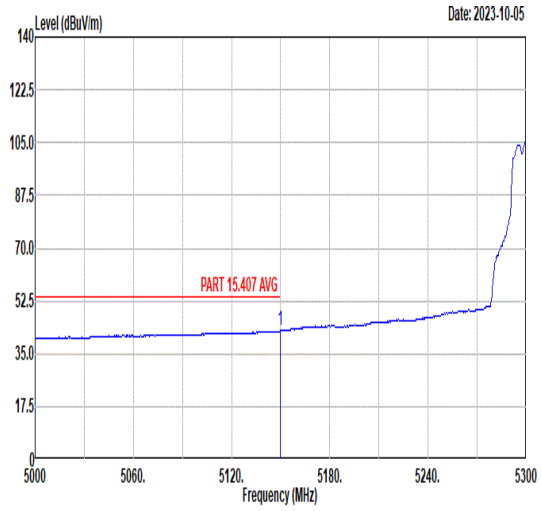 Freq Level Limit Line Margin Read Level Ant Factor Cable Loss Preamp Factor APos TPos Remark MHz dBuV/m dBuV/m dB dBuV dB/m dB dB cm deg 1 5149.70 42.70 54.00 -11.30 33.21 34.42 7.92 32.85 212 266 AVERAGE	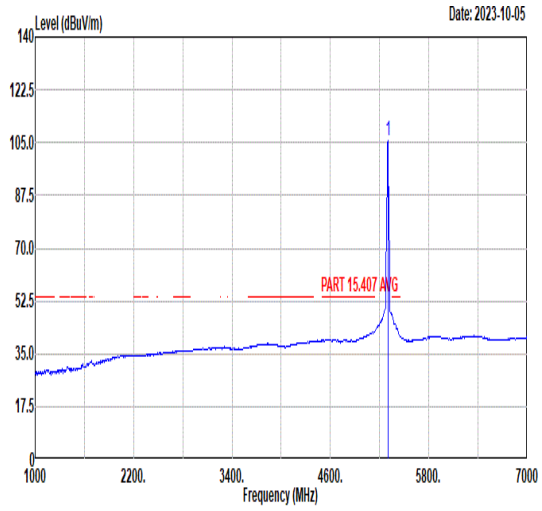 Freq Level Limit Line Margin Read Level Ant Factor Cable Loss Preamp Factor APos TPos Remark MHz dBuV/m dBuV/m dB dBuV dB/m dB dB cm deg 1 5300.00 105.88 ------ ------ 96.23 34.54 8.20 33.09 212 266 AVERAGE

Mode	16	
	Band Edge - R	
	U-NII-2A_5.25-5.35_802.11a_CH60_5300MHz	
ANT	0+1	
Pol.	Horizontal	Fundamental
Peak	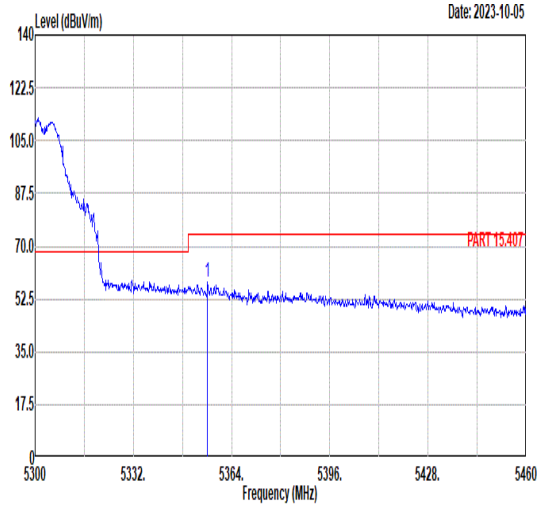 Freq Level Limit Line Margin Read Level Ant Factor Cable Loss Preamp Factor APos TPos Remark MHz dBuV/m dBuV/m dB dBuV dB/m dB dB cm deg 1 5356.16 57.96 74.00 -16.04 48.22 34.58 8.34 33.18 212 266 PEAK	Blank
Avg	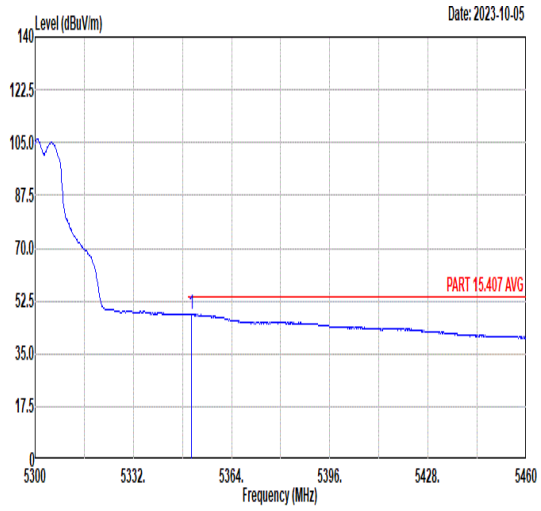 Freq Level Limit Line Margin Read Level Ant Factor Cable Loss Preamp Factor APos TPos Remark MHz dBuV/m dBuV/m dB dBuV dB/m dB dB cm deg 1 5351.04 48.11 54.00 -5.89 38.37 34.58 8.33 33.17 212 266 AVERAGE	Blank

Mode	16	
	Band Edge - L	
	U-NII-2A_5.25-5.35_802.11a_CH60_5300MHz	
ANT	0+1	
Pol.	Vertical	Fundamental
Peak	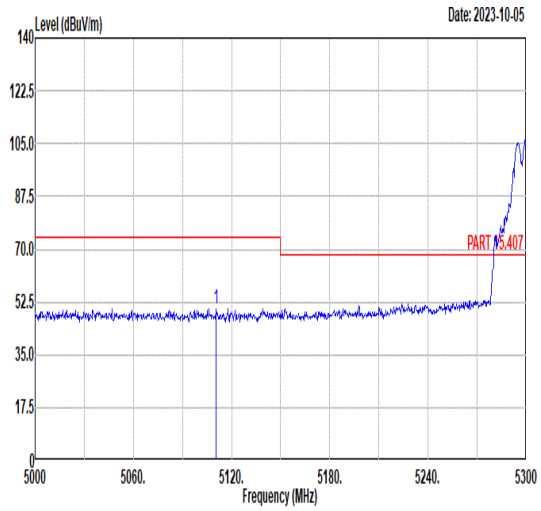 Freq Level Limit Line Margin Read Level Ant Factor Cable Loss Preamp Factor APos TPos Remark MHz dBuV/m dBuV/m dB dBuV dB/m dB dB cm deg 1 5110.70 50.39 74.00 -23.61 40.89 34.39 7.89 32.78 224 48 PEAK	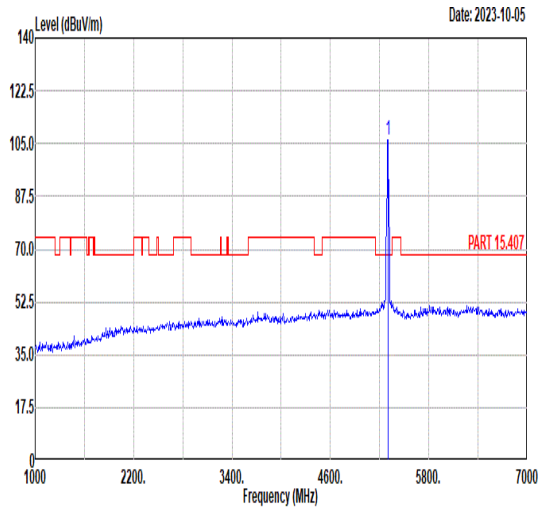 Freq Level Limit Line Margin Read Level Ant Factor Cable Loss Preamp Factor APos TPos Remark MHz dBuV/m dBuV/m dB dBuV dB/m dB dB cm deg 1 5300.00 106.25 ------ ------ 96.60 34.54 8.20 33.09 224 48 PEAK
Avg	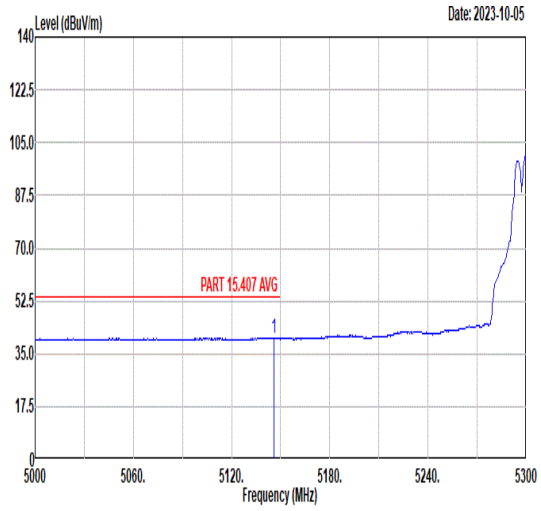 Freq Level Limit Line Margin Read Level Ant Factor Cable Loss Preamp Factor APos TPos Remark MHz dBuV/m dBuV/m dB dBuV dB/m dB dB cm deg 1 5145.80 40.28 54.00 -13.72 30.78 34.42 7.92 32.84 224 48 AVERAGE	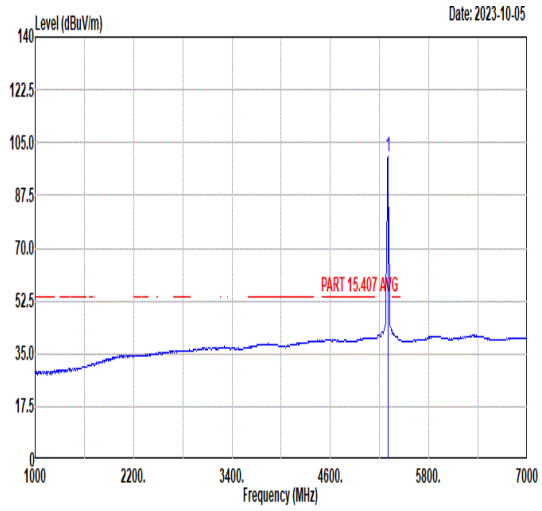 Freq Level Limit Line Margin Read Level Ant Factor Cable Loss Preamp Factor APos TPos Remark MHz dBuV/m dBuV/m dB dBuV dB/m dB dB cm deg 1 5300.00 100.12 ------ ------ 90.47 34.54 8.20 33.09 224 48 AVERAGE

Mode	16	
	Band Edge - R	
	U-NII-2A_5.25-5.35_802.11a_CH60_5300MHz	
ANT	0+1	
Pol.	Vertical	Fundamental
Peak	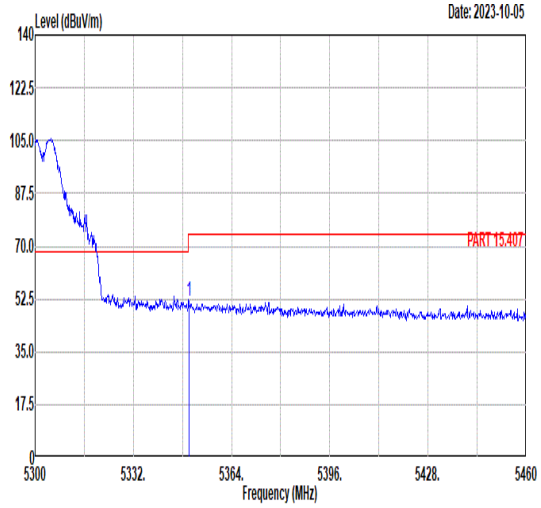 Limit Read Ant Cable Preamp APos TPos Freq Level Line Margin Level Factor Loss Factor Remark MHz dBuV/m dBuV/m dB dBuV dB/m dB dB cm deg 1 5350.08 51.78 74.00 -22.22 42.04 34.58 8.33 33.17 224 48 PEAK	Blank
Avg	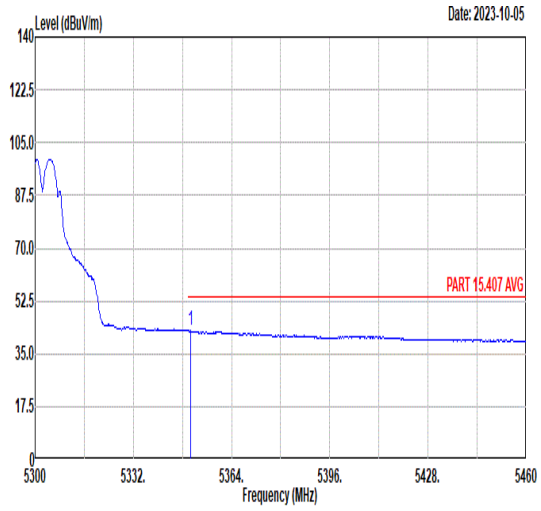 Limit Read Ant Cable Preamp APos TPos Freq Level Line Margin Level Factor Loss Factor Remark MHz dBuV/m dBuV/m dB dBuV dB/m dB dB cm deg 1 5350.72 42.63 54.00 -11.37 32.89 34.58 8.33 33.17 224 48 AVERAGE	Blank

Mode	16	
	Harmonic	
	U-NII-2A_5.25-5.35_802.11a_CH60_5300MHz	
ANT	0+1	
Pol.	Horizontal	Vertical
Peak Avg	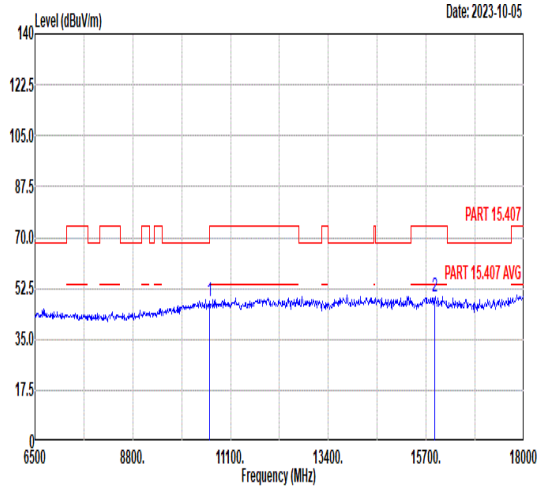 Freq Level Limit Line Margin Read Level Ant Factor Cable Loss Preamp Factor APos TPos Remark MHz dBuV/m dBuV/m dB dBuV dB/m dB dB cm deg 1 10600.00 47.85 74.00 -26.15 57.89 37.78 10.91 58.73 -- -- Peak 2 15900.00 49.48 74.00 -24.52 55.40 40.67 12.71 59.30 -- -- Peak	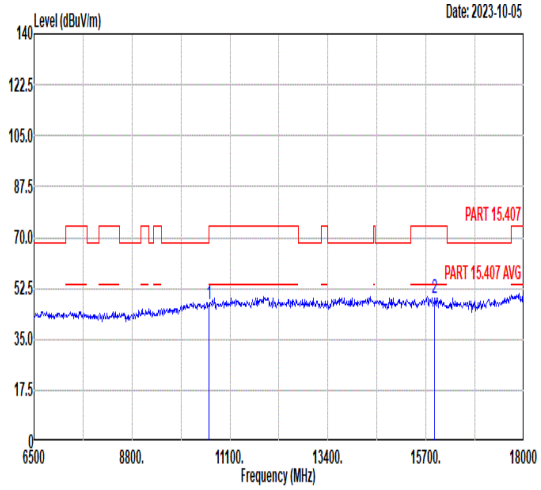 Freq Level Limit Line Margin Read Level Ant Factor Cable Loss Preamp Factor APos TPos Remark MHz dBuV/m dBuV/m dB dBuV dB/m dB dB cm deg 1 10600.00 46.80 74.00 -27.20 56.84 37.78 10.91 58.73 -- -- Peak 2 15900.00 49.09 74.00 -24.91 55.01 40.67 12.71 59.30 -- -- Peak

Mode	17	
	Band Edge	
	U-NII-2A_5.25-5.35_802.11a_CH64_5320MHz	
ANT	0+1	
Pol.	Horizontal	Fundamental
Peak	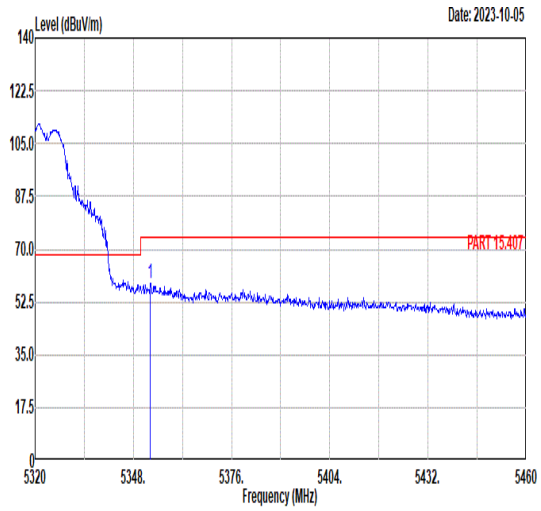 Freq Level Limit Line Margin Read Level Ant Factor Cable Loss Preamp Factor APos TPos Remark MHz dBuV/m dBuV/m dB dBuV dB/m dB dB cm deg 1 5352.90 58.67 74.00 -15.33 48.92 34.58 8.34 33.17 214 267 PEAK	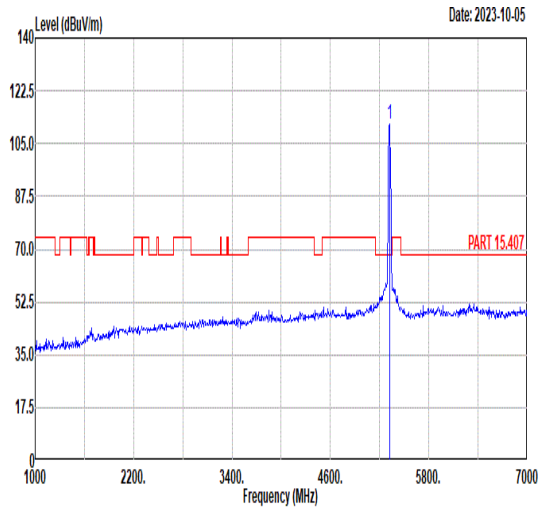 Freq Level Limit Line Margin Read Level Ant Factor Cable Loss Preamp Factor APos TPos Remark MHz dBuV/m dBuV/m dB dBuV dB/m dB dB cm deg 1 5320.00 111.57 ------ ------ 101.89 34.55 8.25 33.12 214 267 PEAK
Avg	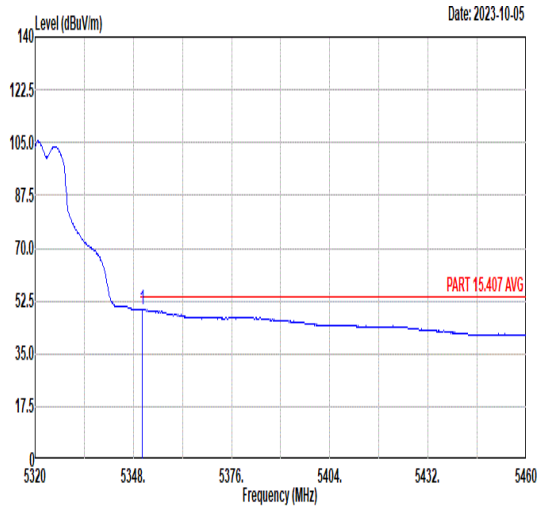 Freq Level Limit Line Margin Read Level Ant Factor Cable Loss Preamp Factor APos TPos Remark MHz dBuV/m dBuV/m dB dBuV dB/m dB dB cm deg 1 5350.52 49.77 54.00 -4.23 40.03 34.58 8.33 33.17 214 267 AVERAGE	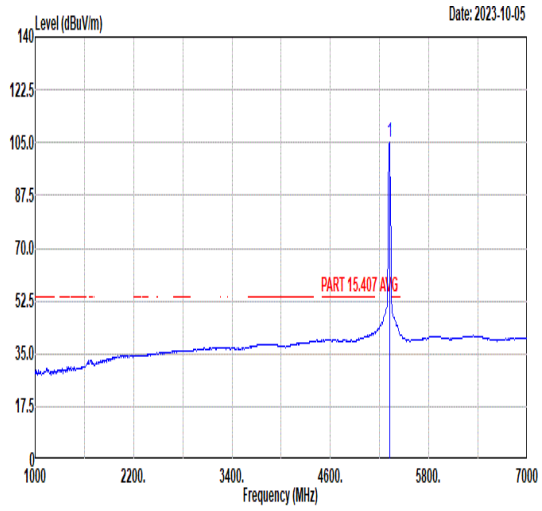 Freq Level Limit Line Margin Read Level Ant Factor Cable Loss Preamp Factor APos TPos Remark MHz dBuV/m dBuV/m dB dBuV dB/m dB dB cm deg 1 5320.00 105.32 ------ ------ 95.64 34.55 8.25 33.12 214 267 AVERAGE

Mode	17	
	Band Edge	
	U-NII-2A_5.25-5.35_802.11a_CH64_5320MHz	
ANT	0+1	
Pol.	Vertical	Fundamental
Peak	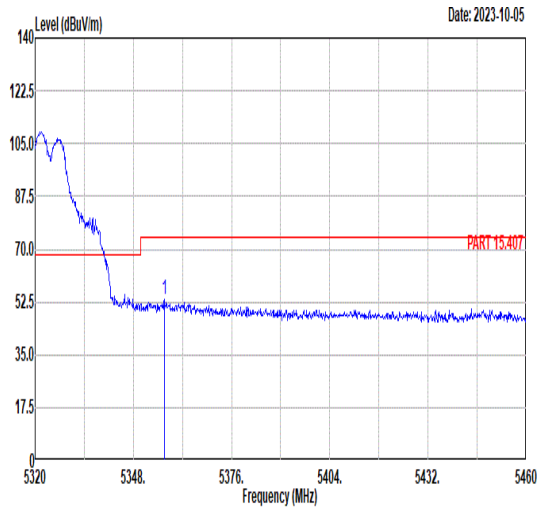 Freq Level Limit Line Margin Read Level Ant Factor Cable Loss Preamp Factor APos TPos Remark MHz dBuV/m dBuV/m dB dBuV dB/m dB dB cm deg 1 5356.82 53.32 74.00 -20.68 43.57 34.58 8.35 33.18 214 165 PEAK	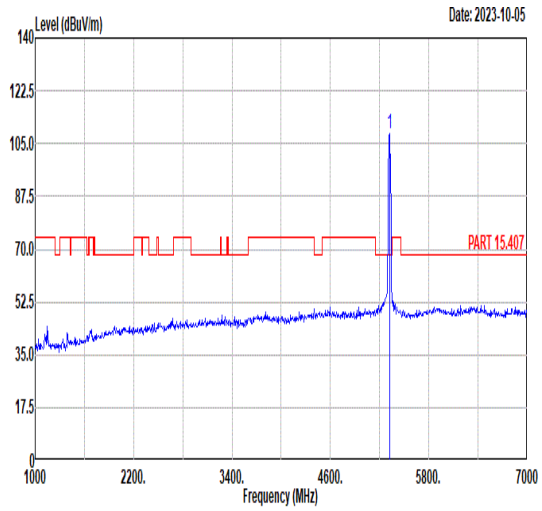 Freq Level Limit Line Margin Read Level Ant Factor Cable Loss Preamp Factor APos TPos Remark MHz dBuV/m dBuV/m dB dBuV dB/m dB dB cm deg 1 5320.00 108.34 ------ ------ 98.66 34.55 8.25 33.12 214 165 PEAK
Avg	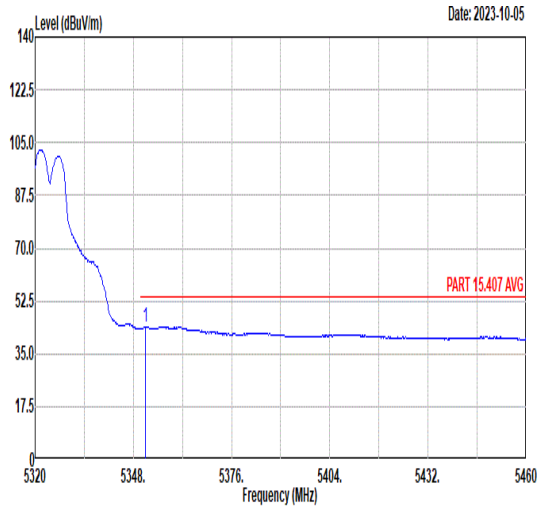 Freq Level Limit Line Margin Read Level Ant Factor Cable Loss Preamp Factor APos TPos Remark MHz dBuV/m dBuV/m dB dBuV dB/m dB dB cm deg 1 5351.50 43.95 54.00 -10.05 34.21 34.58 8.33 33.17 214 165 AVERAGE	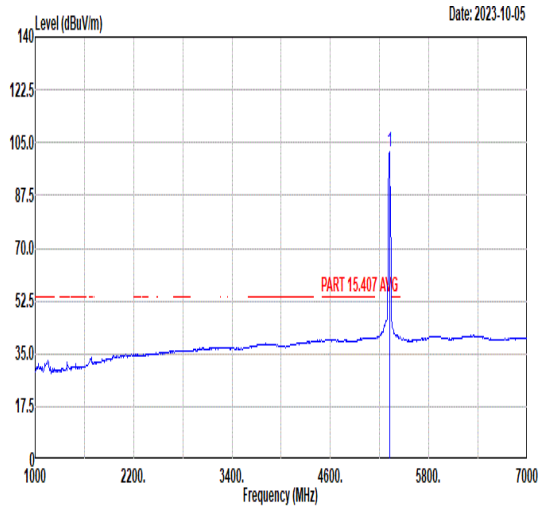 Freq Level Limit Line Margin Read Level Ant Factor Cable Loss Preamp Factor APos TPos Remark MHz dBuV/m dBuV/m dB dBuV dB/m dB dB cm deg 1 5320.00 102.03 ------ ------ 92.35 34.55 8.25 33.12 214 165 AVERAGE

Mode	17	
	Harmonic	
	U-NII-2A_5.25-5.35_802.11a_CH64_5320MHz	
ANT	0+1	
Pol.	Horizontal	Vertical
Peak Avg	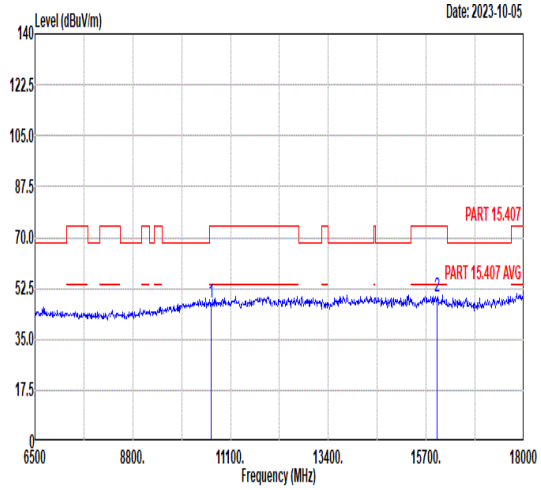 Freq Level Limit Line Margin Read Level Ant Factor Cable Loss Preamp Factor APos TPos Remark MHz dBuV/m dBuV/m dB dBuV dB/m dB dB cm deg 1 10640.00 47.73 74.00 -26.27 57.67 37.81 10.94 58.69 -- -- Peak 2 15960.00 49.61 74.00 -24.39 55.59 40.69 12.70 59.37 -- -- Peak	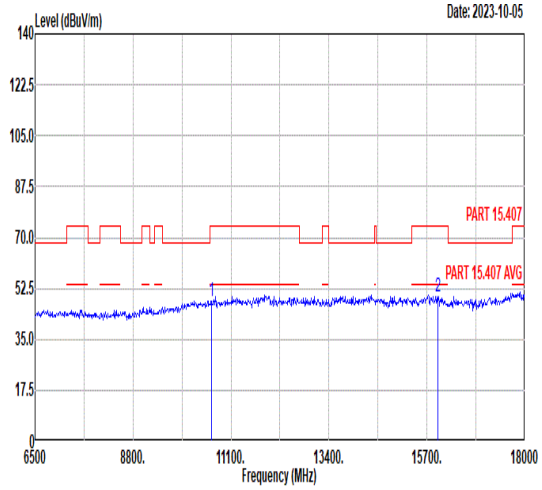 Freq Level Limit Line Margin Read Level Ant Factor Cable Loss Preamp Factor APos TPos Remark MHz dBuV/m dBuV/m dB dBuV dB/m dB dB cm deg 1 10640.00 48.11 74.00 -25.89 58.05 37.81 10.94 58.69 -- -- Peak 2 15960.00 49.68 74.00 -24.32 55.66 40.69 12.70 59.37 -- -- Peak

Mode	18	
	Band Edge - L	
	U-NII-2A_5.25-5.35_802.11ax HE20_CH52_Full_5260MHz	
ANT	0+1	
Pol.	Horizontal	Fundamental
Peak	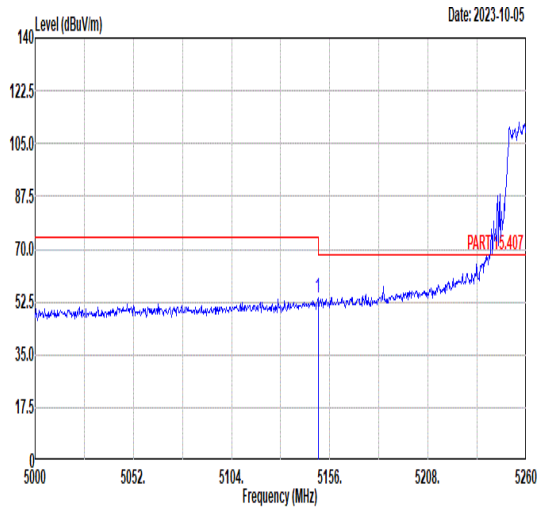 Freq Level Limit Line Margin Read Level Ant Factor Cable Loss Preamp Factor APos TPos Remark MHz dBuV/m dBuV/m dB dBuV dB/m dB dB cm deg 1 5149.76 54.09 74.00 -19.91 44.60 34.42 7.92 32.85 209 269 PEAK	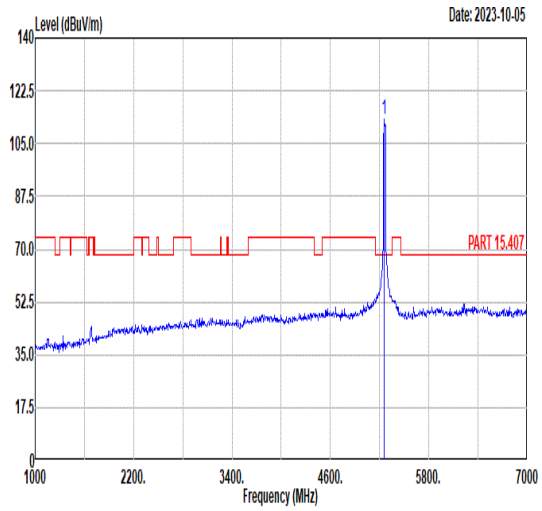 Freq Level Limit Line Margin Read Level Ant Factor Cable Loss Preamp Factor APos TPos Remark MHz dBuV/m dBuV/m dB dBuV dB/m dB dB cm deg 1 5260.00 112.91 ------ ------ 103.33 34.51 8.09 33.02 209 269 PEAK
Avg	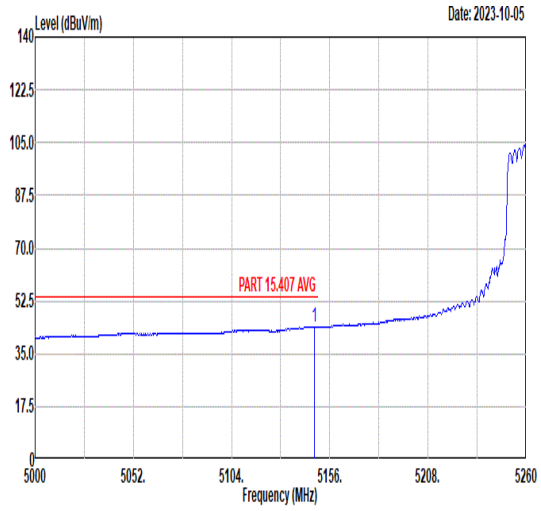 Freq Level Limit Line Margin Read Level Ant Factor Cable Loss Preamp Factor APos TPos Remark MHz dBuV/m dBuV/m dB dBuV dB/m dB dB cm deg 1 5147.94 44.03 54.00 -9.97 34.53 34.42 7.92 32.84 209 269 AVERAGE	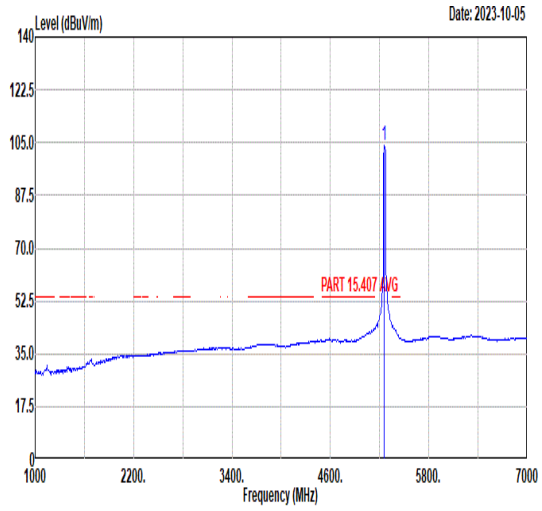 Freq Level Limit Line Margin Read Level Ant Factor Cable Loss Preamp Factor APos TPos Remark MHz dBuV/m dBuV/m dB dBuV dB/m dB dB cm deg 1 5260.00 104.07 ------ ------ 94.49 34.51 8.09 33.02 209 269 AVERAGE

Mode	18	
	Band Edge - R	
	U-NII-2A_5.25-5.35_802.11ax HE20_CH52_Full_5260MHz	
ANT	0+1	
Pol.	Horizontal	Fundamental
Peak	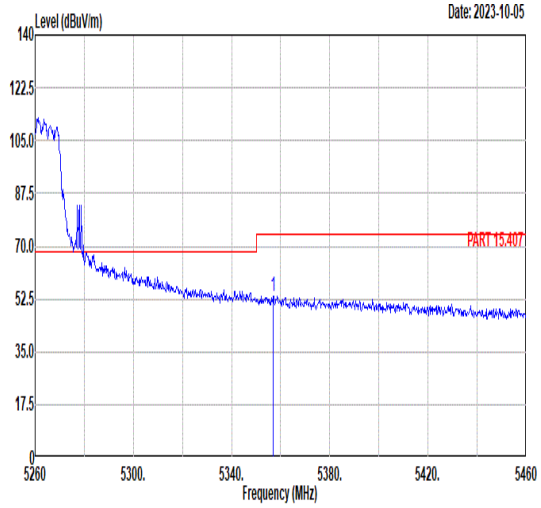 Freq Level Limit Line Margin Read Level Ant Factor Cable Loss Preamp Factor APos TPos Remark MHz dBuV/m dBuV/m dB dBuV dB/m dB dB cm deg 1 5357.00 53.58 74.00 -20.42 43.83 34.58 8.35 33.18 209 269 PEAK	Blank
Avg	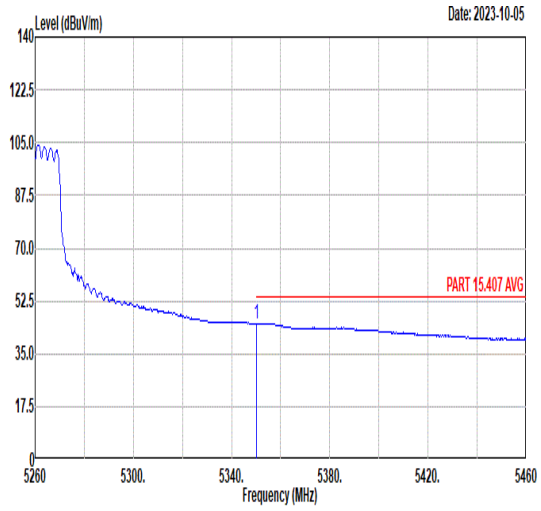 Freq Level Limit Line Margin Read Level Ant Factor Cable Loss Preamp Factor APos TPos Remark MHz dBuV/m dBuV/m dB dBuV dB/m dB dB cm deg 1 5350.20 45.10 54.00 -8.90 35.36 34.58 8.33 33.17 209 269 AVERAGE	Blank

Mode	18	
	Band Edge - L	
	U-NII-2A_5.25-5.35_802.11ax HE20_CH52_Full_5260MHz	
ANT	0+1	
Pol.	Vertical	Fundamental
Peak	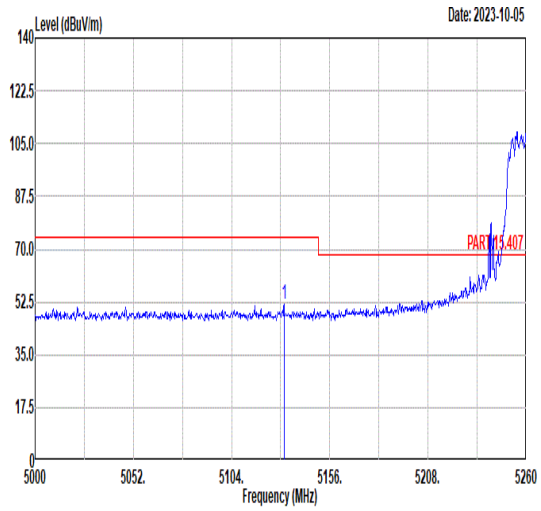 Freq Level Limit Line Margin Read Level Ant Factor Cable Loss Preamp Factor APos TPos Remark MHz dBuV/m dBuV/m dB dBuV dB/m dB dB cm deg 1 5131.82 52.02 74.00 -21.98 42.52 34.41 7.91 32.82 214 168 PEAK	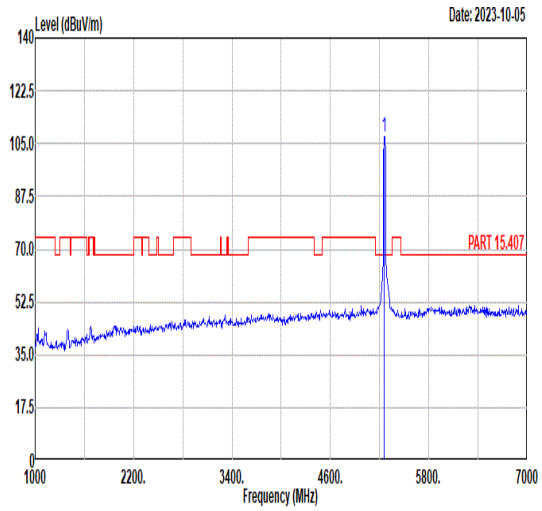 Freq Level Limit Line Margin Read Level Ant Factor Cable Loss Preamp Factor APos TPos Remark MHz dBuV/m dBuV/m dB dBuV dB/m dB dB cm deg 1 5260.00 107.38 ------ ------ 97.80 34.51 8.09 33.02 214 168 PEAK
Avg	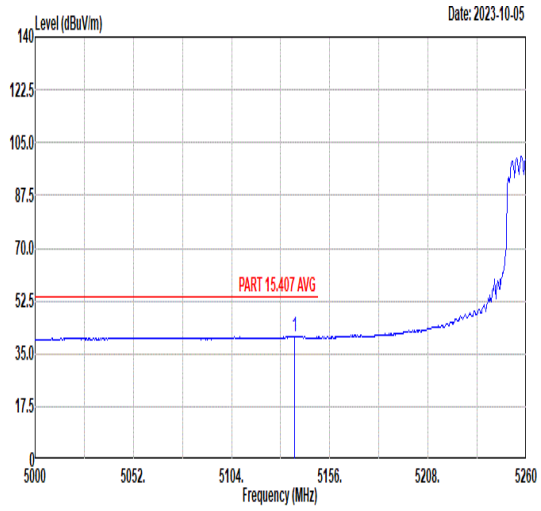 Freq Level Limit Line Margin Read Level Ant Factor Cable Loss Preamp Factor APos TPos Remark MHz dBuV/m dBuV/m dB dBuV dB/m dB dB cm deg 1 5137.54 40.70 54.00 -13.30 31.21 34.41 7.91 32.83 214 168 AVERAGE	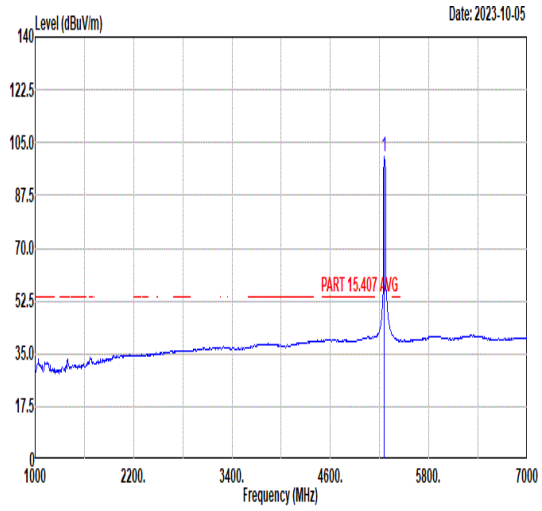 Freq Level Limit Line Margin Read Level Ant Factor Cable Loss Preamp Factor APos TPos Remark MHz dBuV/m dBuV/m dB dBuV dB/m dB dB cm deg 1 5260.00 100.35 ------ ------ 90.77 34.51 8.09 33.02 214 168 AVERAGE

Mode	18	
	Band Edge - R	
	U-NII-2A_5.25-5.35_802.11ax HE20_CH52_Full_5260MHz	
ANT	0+1	
Pol.	Vertical	Fundamental
Peak	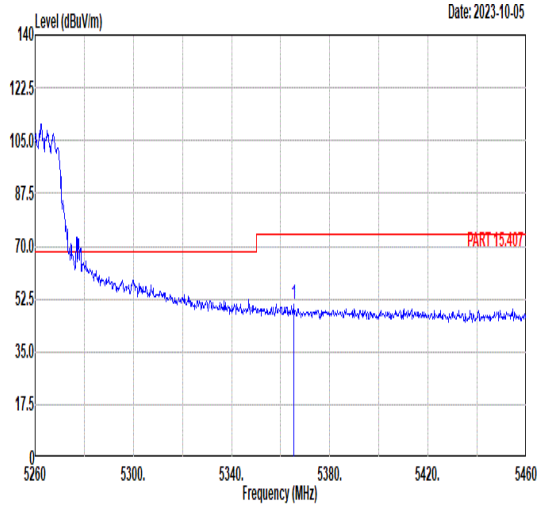 Freq Level Limit Line Margin Read Level Ant Factor Cable Loss Preamp Factor APos TPos Remark MHz dBuV/m dBuV/m dB dBuV dB/m dB dB cm deg 1 5365.20 50.81 74.00 -23.19 41.04 34.59 8.37 33.19 214 168 PEAK	Blank
Avg	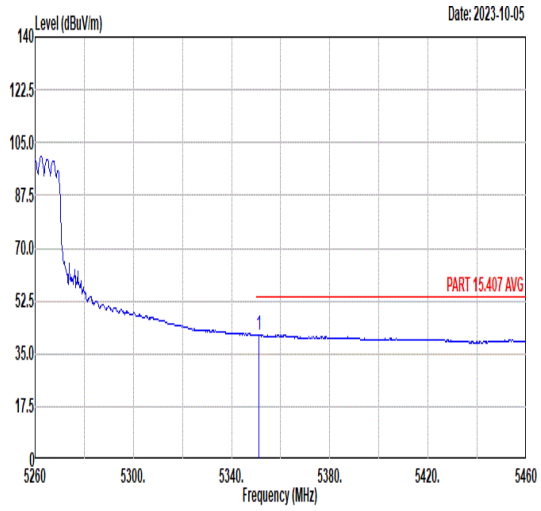 Freq Level Limit Line Margin Read Level Ant Factor Cable Loss Preamp Factor APos TPos Remark MHz dBuV/m dBuV/m dB dBuV dB/m dB dB cm deg 1 5351.00 41.34 54.00 -12.66 31.60 34.58 8.33 33.17 214 168 AVERAGE	Blank

Mode	18	
	Harmonic	
	U-NII-2A_5.25-5.35_802.11ax HE20_CH52_Full_5260MHz	
ANT	0+1	
Pol.	Horizontal	Vertical
Peak Avg	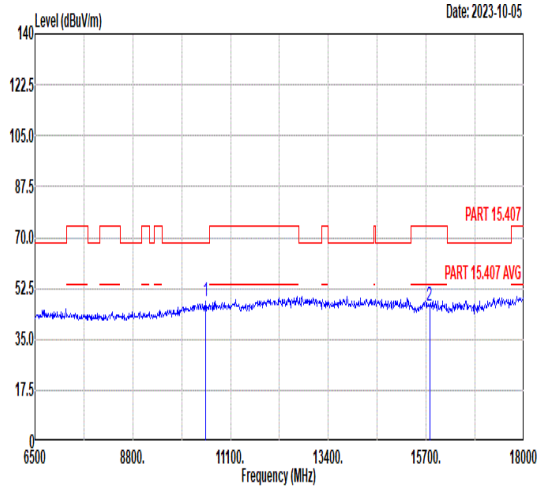 Freq Level Limit Line Margin Read Level Ant Factor Cable Loss Preamp Factor APos TPos Remark MHz dBuV/m dBuV/m dB dBuV dB/m dB dB cm deg 1 10520.00 47.82 68.30 -20.48 58.08 37.71 10.85 58.82 -- -- Peak 2 15780.00 46.44 74.00 -27.56 52.28 40.63 12.71 59.18 -- -- Peak	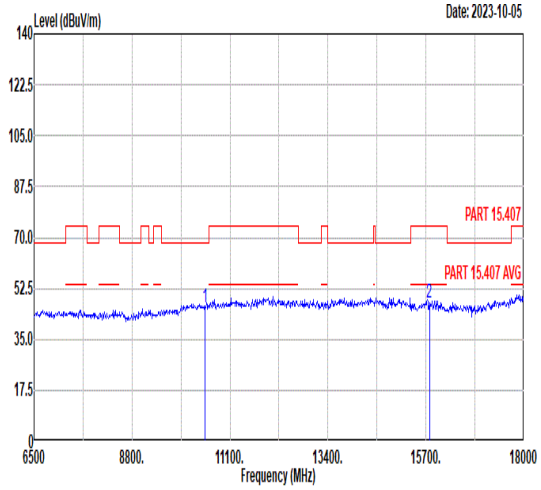 Freq Level Limit Line Margin Read Level Ant Factor Cable Loss Preamp Factor APos TPos Remark MHz dBuV/m dBuV/m dB dBuV dB/m dB dB cm deg 1 10520.00 45.93 68.30 -22.37 56.19 37.71 10.85 58.82 -- -- Peak 2 15780.00 47.38 74.00 -26.62 53.22 40.63 12.71 59.18 -- -- Peak

Mode	19	
	Band Edge - L	
	U-NII-2A_5.25-5.35_802.11ax HE20_CH60_Full_5300MHz	
ANT	0+1	
Pol.	Horizontal	Fundamental
Peak	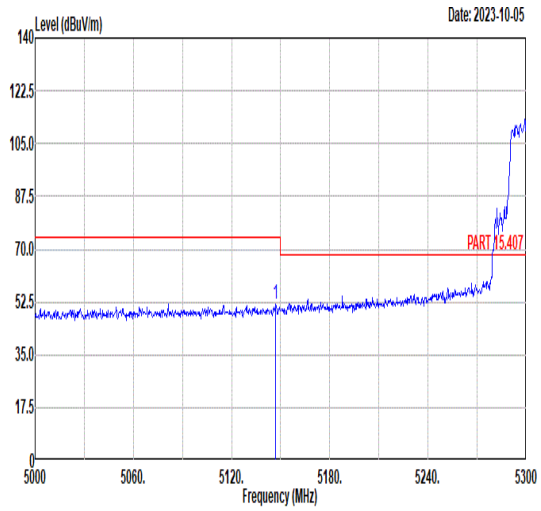 Freq Level Limit Line Margin Read Level Ant Factor Cable Loss Preamp Factor APos TPos Remark MHz dBuV/m dBuV/m dB dBuV dB/m dB dB cm deg 1 5147.00 51.65 74.00 -22.35 42.15 34.42 7.92 32.84 214 269 PEAK	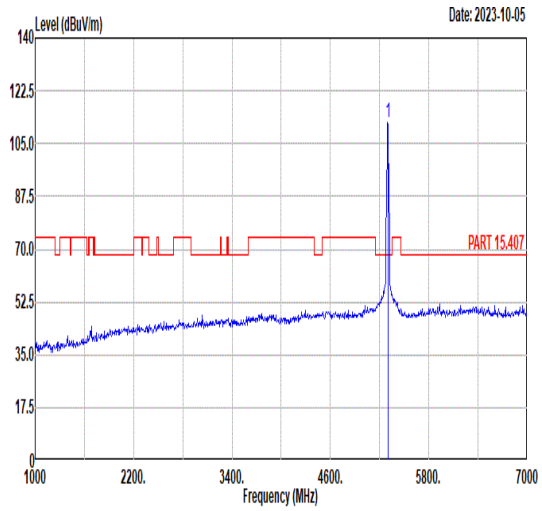 Freq Level Limit Line Margin Read Level Ant Factor Cable Loss Preamp Factor APos TPos Remark MHz dBuV/m dBuV/m dB dBuV dB/m dB dB cm deg 1 5300.00 111.74 ------ ------ 102.10 34.54 8.18 33.08 214 269 PEAK
Avg	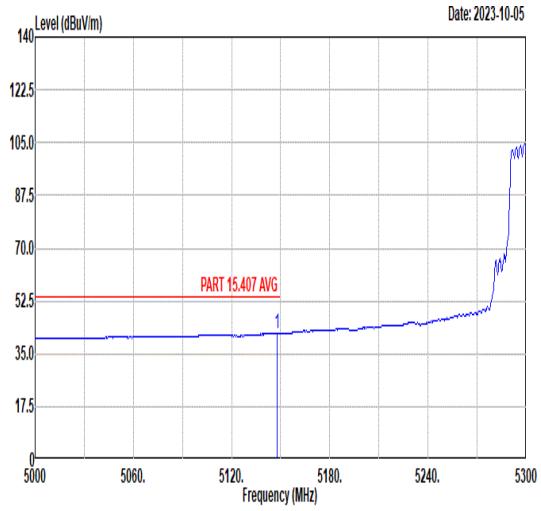 Freq Level Limit Line Margin Read Level Ant Factor Cable Loss Preamp Factor APos TPos Remark MHz dBuV/m dBuV/m dB dBuV dB/m dB dB cm deg 1 5147.60 41.96 54.00 -12.04 32.46 34.42 7.92 32.84 214 269 AVERAGE	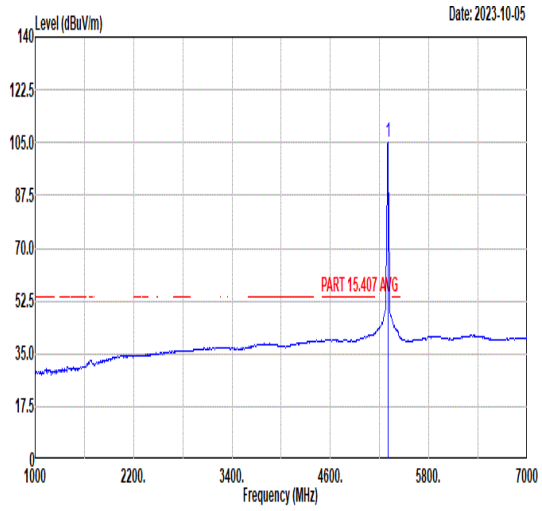 Freq Level Limit Line Margin Read Level Ant Factor Cable Loss Preamp Factor APos TPos Remark MHz dBuV/m dBuV/m dB dBuV dB/m dB dB cm deg 1 5300.00 104.89 ------ ------ 95.24 34.54 8.20 33.09 214 269 AVERAGE

Mode	19	
	Band Edge - R	
	U-NII-2A_5.25-5.35_802.11ax HE20_CH60_Full_5300MHz	
ANT	0+1	
Pol.	Horizontal	Fundamental
Peak	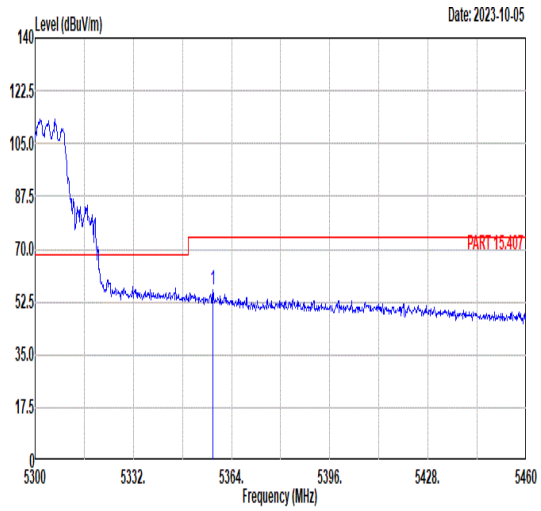 Freq Level Limit Line Margin Read Level Ant Factor Cable Loss Preamp Factor APos TPos Remark MHz dBuV/m dBuV/m dB dBuV dB/m dB dB cm deg 1 5357.92 56.66 74.00 -17.34 46.91 34.58 8.35 33.18 214 269 PEAK	Blank
Avg	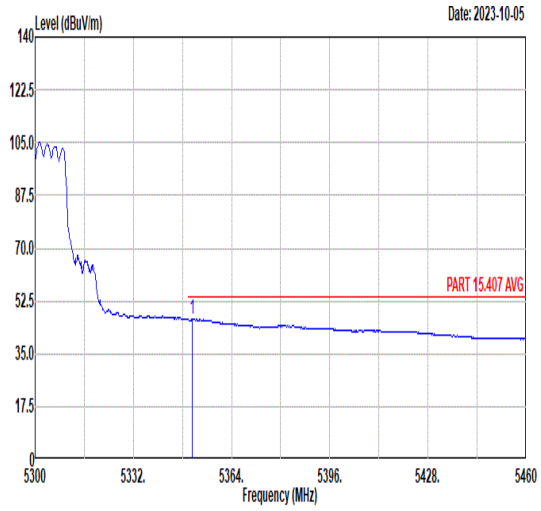 Freq Level Limit Line Margin Read Level Ant Factor Cable Loss Preamp Factor APos TPos Remark MHz dBuV/m dBuV/m dB dBuV dB/m dB dB cm deg 1 5351.20 46.50 54.00 -7.50 36.76 34.58 8.33 33.17 214 269 AVERAGE	Blank

Mode	19	
	Band Edge - L	
	U-NII-2A_5.25-5.35_802.11ax HE20_CH60_Full_5300MHz	
ANT	0+1	
Pol.	Vertical	Fundamental
Peak	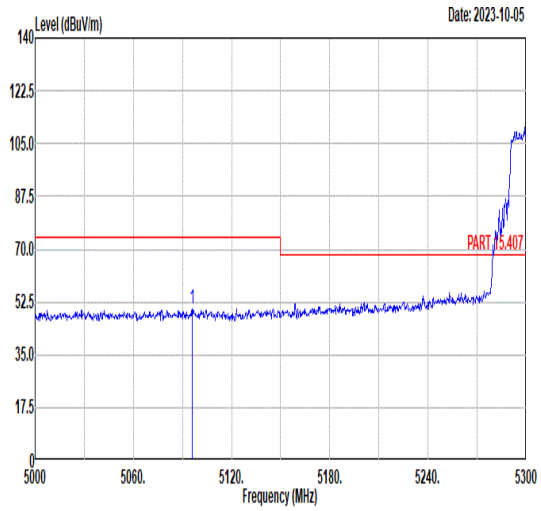 Freq Level Limit Line Margin Read Level Ant Factor Cable Loss Preamp Factor APos TPos Remark MHz dBuV/m dBuV/m dB dBuV dB/m dB dB cm deg 1 5096.00 50.30 74.00 -23.70 40.80 34.38 7.88 32.76 100 151 PEAK	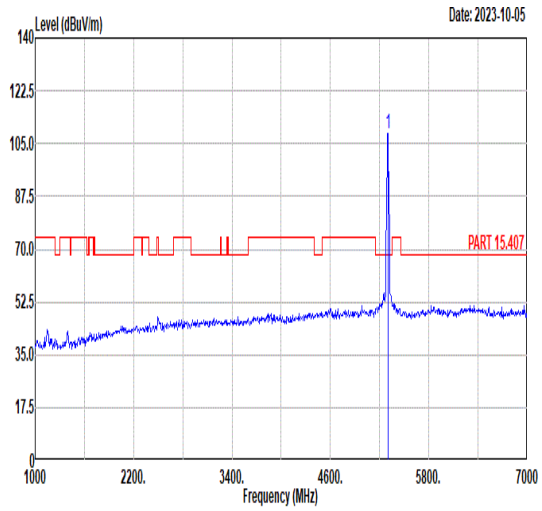 Freq Level Limit Line Margin Read Level Ant Factor Cable Loss Preamp Factor APos TPos Remark MHz dBuV/m dBuV/m dB dBuV dB/m dB dB cm deg 1 5300.00 108.36 ------ ------ 98.72 34.54 8.18 33.08 100 151 PEAK
Avg	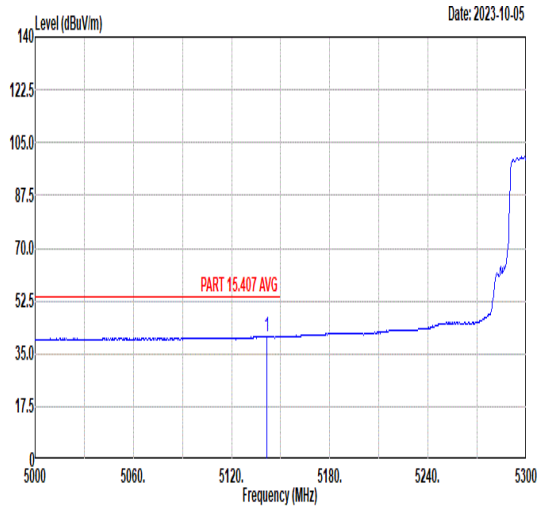 Freq Level Limit Line Margin Read Level Ant Factor Cable Loss Preamp Factor APos TPos Remark MHz dBuV/m dBuV/m dB dBuV dB/m dB dB cm deg 1 5141.60 40.78 54.00 -13.22 31.29 34.41 7.91 32.83 100 151 AVERAGE	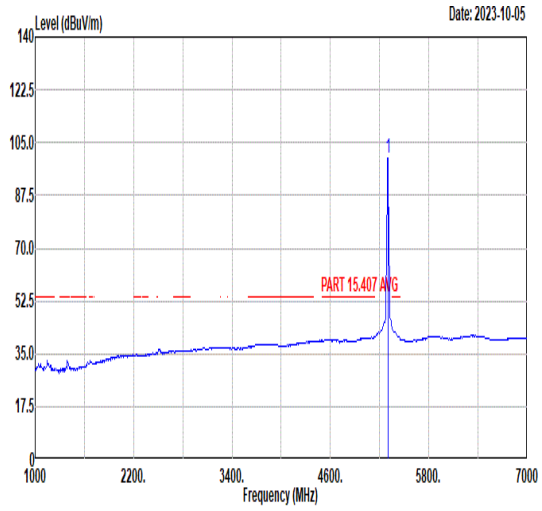 Freq Level Limit Line Margin Read Level Ant Factor Cable Loss Preamp Factor APos TPos Remark MHz dBuV/m dBuV/m dB dBuV dB/m dB dB cm deg 1 5300.00 100.08 ------ ------ 90.44 34.54 8.18 33.08 100 151 AVERAGE

Mode	19	
	Band Edge - R	
	U-NII-2A_5.25-5.35_802.11ax HE20_CH60_Full_5300MHz	
ANT	0+1	
Pol.	Vertical	Fundamental
Peak	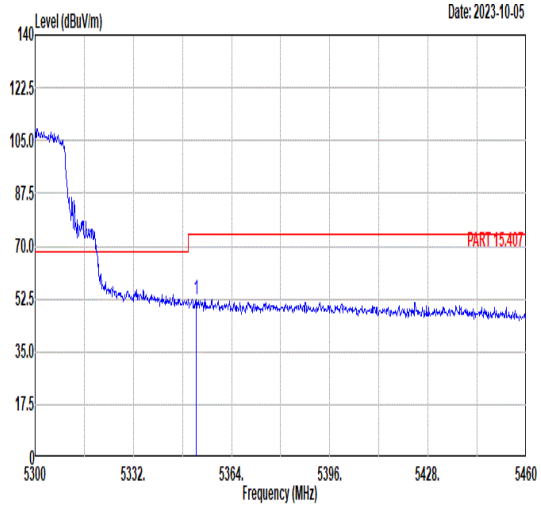 Freq Level Limit Line Margin Read Level Ant Factor Cable Loss Preamp Factor APos TPos Remark MHz dBuV/m dBuV/m dB dBuV dB/m dB dB cm deg 1 5352.48 52.38 74.00 -21.62 42.64 34.58 8.33 33.17 100 151 PEAK	Blank
Avg	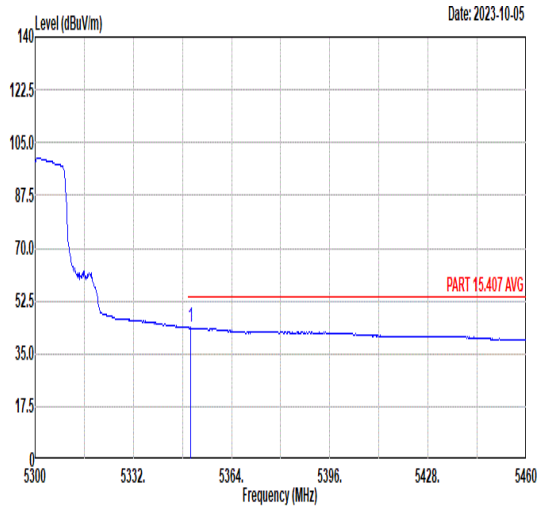 Freq Level Limit Line Margin Read Level Ant Factor Cable Loss Preamp Factor APos TPos Remark MHz dBuV/m dBuV/m dB dBuV dB/m dB dB cm deg 1 5350.72 43.73 54.00 -10.27 33.99 34.58 8.33 33.17 100 151 AVERAGE	Blank

Mode	19	
	Harmonic	
	U-NII-2A_5.25-5.35_802.11ax HE20_CH60_Full_5300MHz	
ANT	0+1	
Pol.	Horizontal	Vertical
Peak Avg	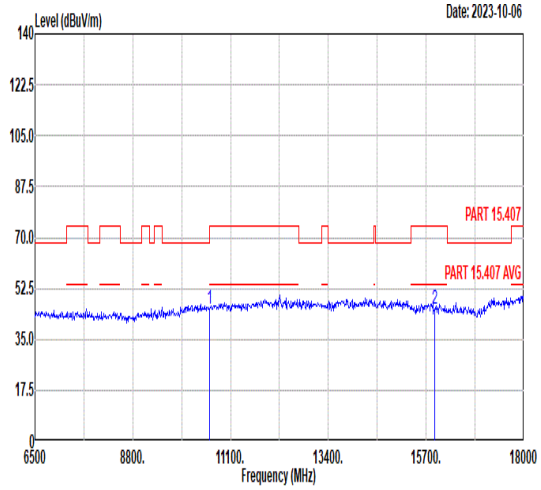 Freq Level Limit Line Margin Read Level Ant Factor Cable Loss Preamp Factor APos TPos Remark MHz dBuV/m dBuV/m dB dBuV dB/m dB dB cm deg 1 10600.00 45.37 74.00 -28.63 55.41 37.78 10.91 58.73 -- -- Peak 2 15900.00 45.45 74.00 -28.55 51.37 40.67 12.71 59.30 -- -- Peak	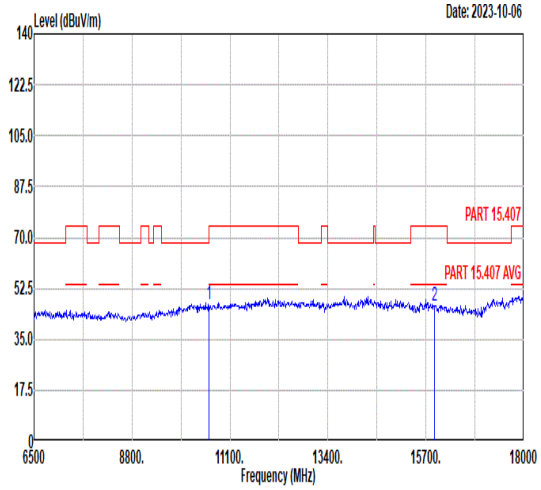 Freq Level Limit Line Margin Read Level Ant Factor Cable Loss Preamp Factor APos TPos Remark MHz dBuV/m dBuV/m dB dBuV dB/m dB dB cm deg 1 10600.00 46.87 74.00 -27.13 56.91 37.78 10.91 58.73 -- -- Peak 2 15900.00 46.51 74.00 -27.49 52.43 40.67 12.71 59.30 -- -- Peak

Mode	20	
	Band Edge	
	U-NII-2A_5.25-5.35_802.11ax HE20_CH64_Full_5320MHz	
ANT	0+1	
Pol.	Horizontal	Fundamental
Peak	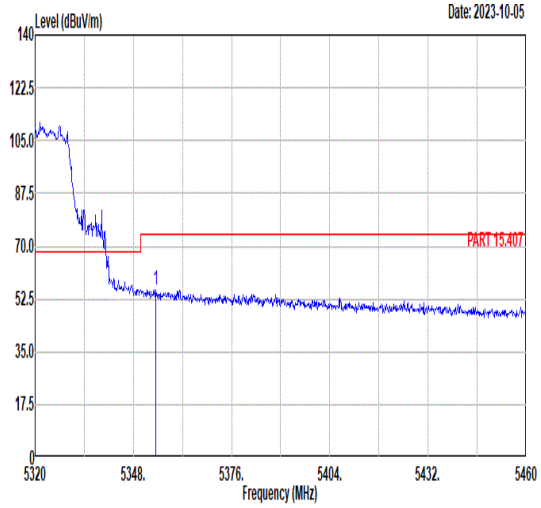 Freq Level Limit Line Margin Read Level Ant Factor Cable Loss Preamp Factor APos TPos Remark MHz dBuV/m dBuV/m dB dBuV dB/m dB dB cm deg 1 5354.30 55.65 74.00 -18.35 45.91 34.58 8.34 33.18 100 289 PEAK	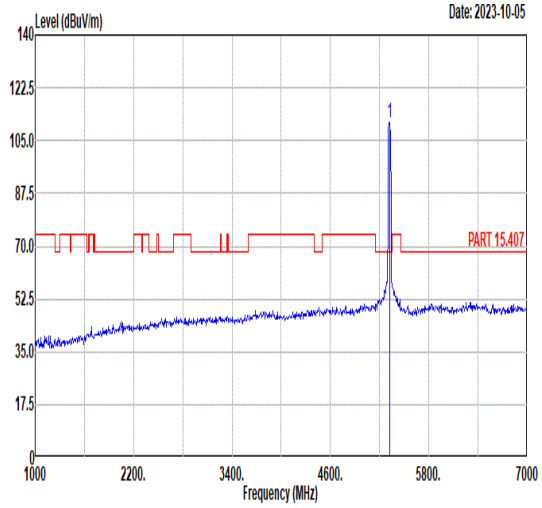 Freq Level Limit Line Margin Read Level Ant Factor Cable Loss Preamp Factor APos TPos Remark MHz dBuV/m dBuV/m dB dBuV dB/m dB dB cm deg 1 5320.00 111.21 ------ ------ 101.54 34.55 8.23 33.11 100 289 PEAK
Avg	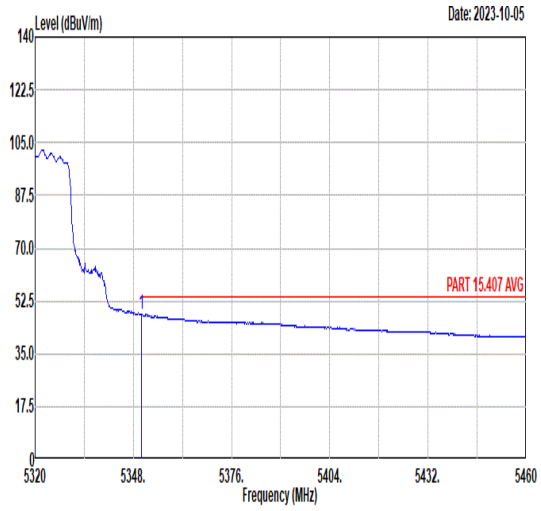 Freq Level Limit Line Margin Read Level Ant Factor Cable Loss Preamp Factor APos TPos Remark MHz dBuV/m dBuV/m dB dBuV dB/m dB dB cm deg 1 5350.38 47.97 54.00 -6.03 38.23 34.58 8.33 33.17 100 289 AVERAGE	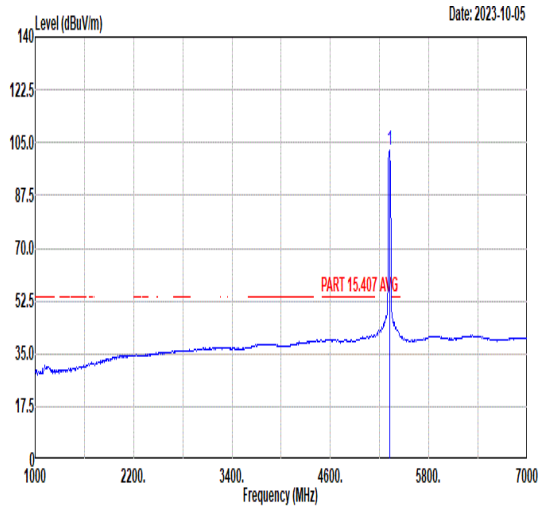 Freq Level Limit Line Margin Read Level Ant Factor Cable Loss Preamp Factor APos TPos Remark MHz dBuV/m dBuV/m dB dBuV dB/m dB dB cm deg 1 5320.00 102.26 ------ ------ 92.58 34.55 8.25 33.12 100 289 AVERAGE

Mode	20	
	Band Edge	
	U-NII-2A_5.25-5.35_802.11ax HE20_CH64_Full_5320MHz	
ANT	0+1	
Pol.	Vertical	Fundamental
Peak	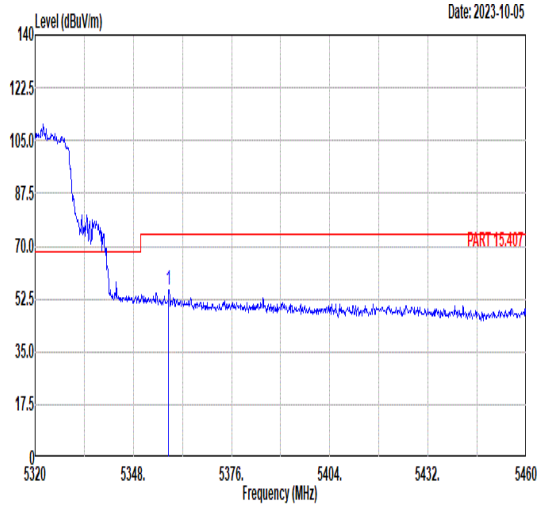 Freq Level Limit Line Margin Read Level Ant Factor Cable Loss Preamp Factor APos TPos Remark MHz dBuV/m dBuV/m dB dBuV dB/m dB dB cm deg 1 5358.08 55.28 74.00 -18.72 45.53 34.58 8.35 33.18 103 148 PEAK	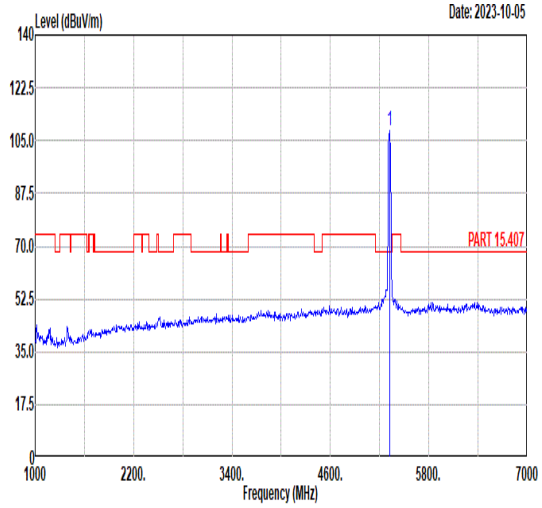 Freq Level Limit Line Margin Read Level Ant Factor Cable Loss Preamp Factor APos TPos Remark MHz dBuV/m dBuV/m dB dBuV dB/m dB dB cm deg 1 5320.00 108.11 ------ ------ 98.43 34.55 8.25 33.12 103 148 PEAK
Avg	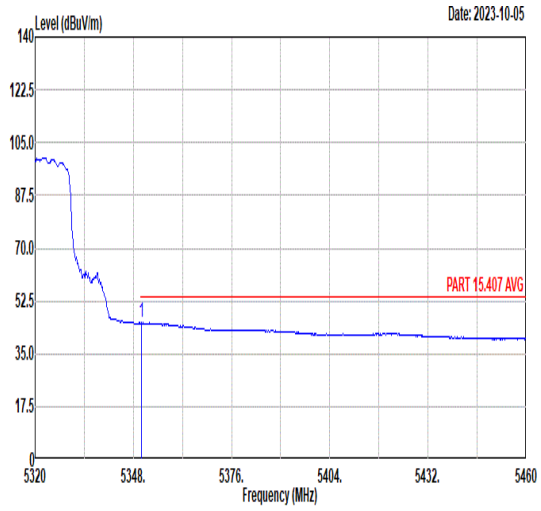 Freq Level Limit Line Margin Read Level Ant Factor Cable Loss Preamp Factor APos TPos Remark MHz dBuV/m dBuV/m dB dBuV dB/m dB dB cm deg 1 5350.38 45.28 54.00 -8.72 35.54 34.58 8.33 33.17 103 148 AVERAGE	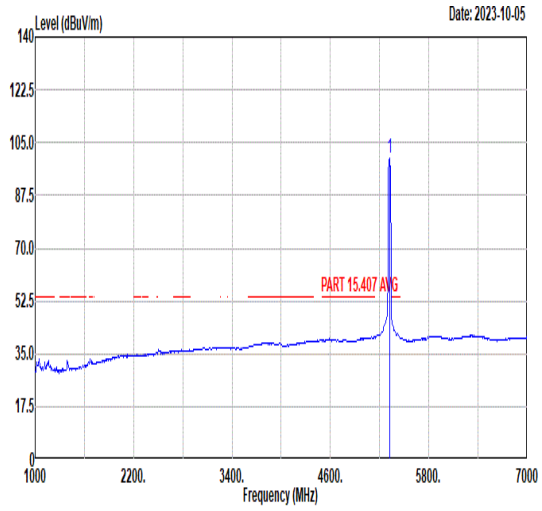 Freq Level Limit Line Margin Read Level Ant Factor Cable Loss Preamp Factor APos TPos Remark MHz dBuV/m dBuV/m dB dBuV dB/m dB dB cm deg 1 5320.00 99.84 ------ ------ 90.16 34.55 8.25 33.12 103 148 AVERAGE

Mode	20	
	Harmonic	
	U-NII-2A_5.25-5.35_802.11ax HE20_CH64_Full_5320MHz	
ANT	0+1	
Pol.	Horizontal	Vertical
Peak Avg	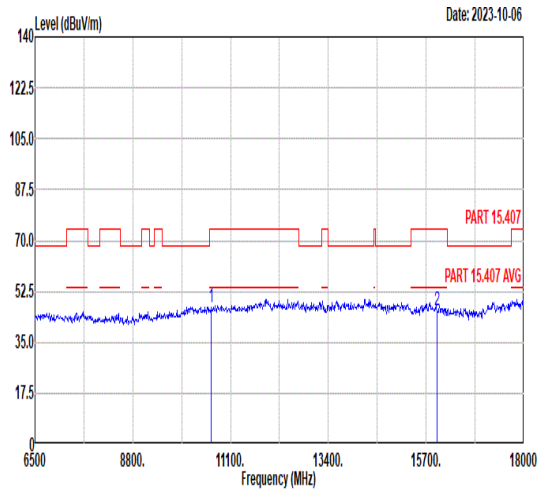 Freq Level Limit Line Margin Read Level Ant Factor Cable Loss Preamp Factor APos TPos Remark MHz dBuV/m dBuV/m dB dBuV dB/m dB dB cm deg 1 10640.00 46.94 74.00 -27.06 56.88 37.81 10.94 58.69 -- -- Peak 2 15960.00 46.19 74.00 -27.81 52.17 40.69 12.70 59.37 -- -- Peak	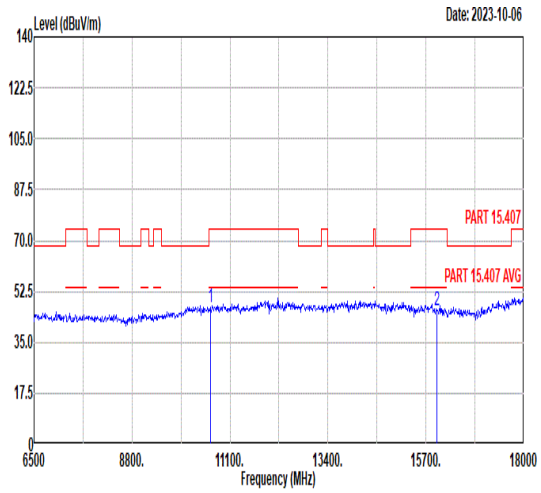 Freq Level Limit Line Margin Read Level Ant Factor Cable Loss Preamp Factor APos TPos Remark MHz dBuV/m dBuV/m dB dBuV dB/m dB dB cm deg 1 10640.00 47.27 74.00 -26.73 57.21 37.81 10.94 58.69 -- -- Peak 2 15960.00 46.18 74.00 -27.82 52.16 40.69 12.70 59.37 -- -- Peak

Mode	21	
	Band Edge	
	U-NII-2A_5.25-5.35_802.11ax HE20_CH64_Partial_RU 26/8_5320MHz	
ANT	0+1	
Pol.	Horizontal	Fundamental
Peak	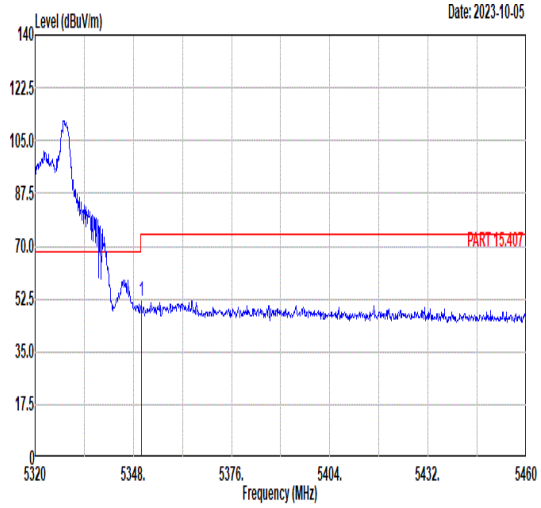 Freq Level Limit Line Margin Read Level Ant Factor Cable Loss Preamp Factor APos TPos Remark MHz dBuV/m dBuV/m dB dBuV dB/m dB dB cm deg 1 5350.24 51.95 74.00 -22.05 42.21 34.58 8.33 33.17 212 266 PEAK	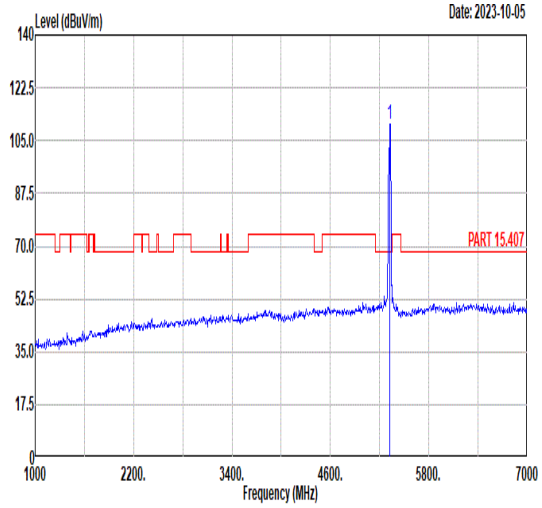 Freq Level Limit Line Margin Read Level Ant Factor Cable Loss Preamp Factor APos TPos Remark MHz dBuV/m dBuV/m dB dBuV dB/m dB dB cm deg 1 5320.00 110.65 ------ ------ 100.96 34.56 8.26 33.13 212 266 PEAK
Avg	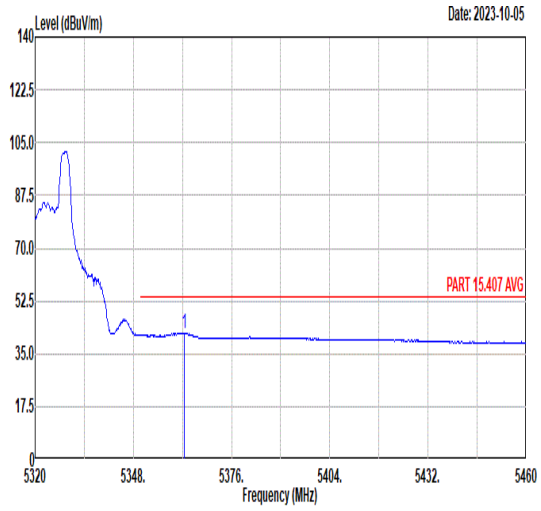 Freq Level Limit Line Margin Read Level Ant Factor Cable Loss Preamp Factor APos TPos Remark MHz dBuV/m dBuV/m dB dBuV dB/m dB dB cm deg 1 5362.42 41.87 54.00 -12.13 32.11 34.59 8.36 33.19 212 266 AVERAGE	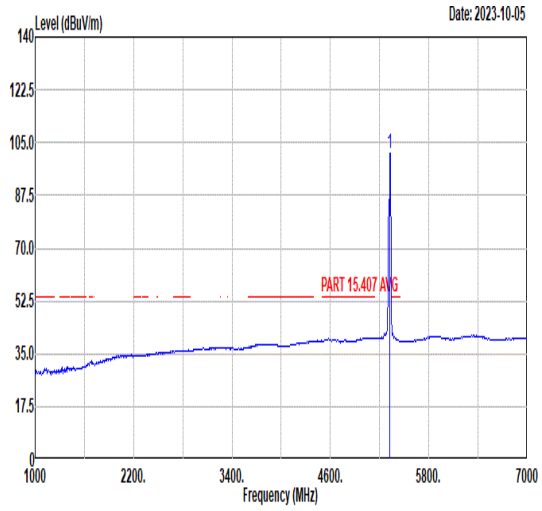 Freq Level Limit Line Margin Read Level Ant Factor Cable Loss Preamp Factor APos TPos Remark MHz dBuV/m dBuV/m dB dBuV dB/m dB dB cm deg 1 5320.00 101.64 ------ ------ 91.95 34.56 8.26 33.13 212 266 AVERAGE

Mode	21	
	Band Edge	
	U-NII-2A_5.25-5.35_802.11ax HE20_CH64_Partial_RU 26/8_5320MHz	
ANT	0+1	
Pol.	Vertical	Fundamental
Peak	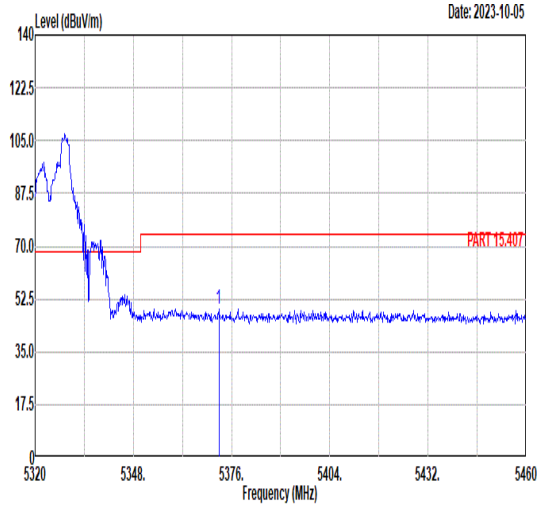 Freq Level Limit Line Margin Read Level Ant Factor Cable Loss Preamp Factor APos TPos Remark MHz dBuV/m dBuV/m dB dBuV dB/m dB dB cm deg 1 5372.36 49.26 74.00 -24.74 39.48 34.60 8.39 33.21 400 355 PEAK	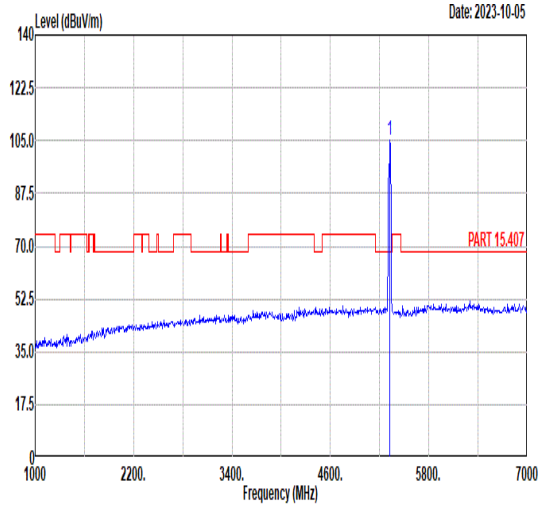 Freq Level Limit Line Margin Read Level Ant Factor Cable Loss Preamp Factor APos TPos Remark MHz dBuV/m dBuV/m dB dBuV dB/m dB dB cm deg 1 5320.00 105.09 ------ ------ 95.40 34.56 8.26 33.13 400 355 PEAK
Avg	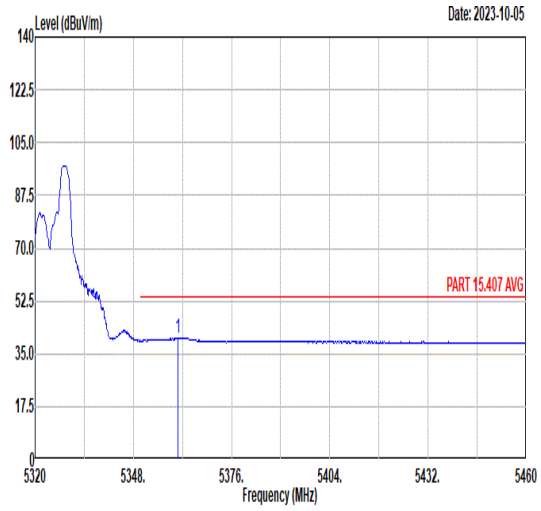 Freq Level Limit Line Margin Read Level Ant Factor Cable Loss Preamp Factor APos TPos Remark MHz dBuV/m dBuV/m dB dBuV dB/m dB dB cm deg 1 5360.74 40.36 54.00 -13.64 30.60 34.59 8.36 33.19 400 355 AVERAGE	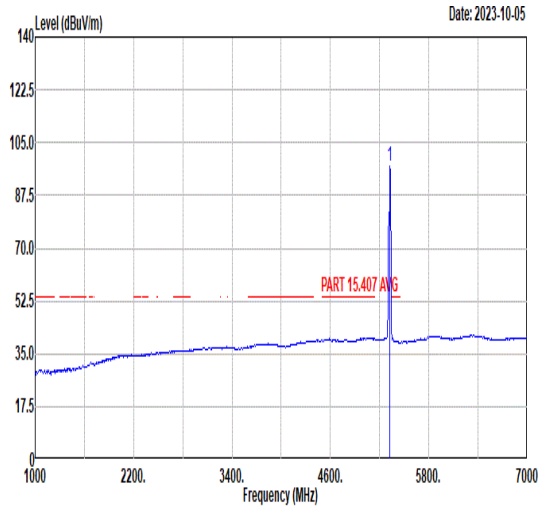 Freq Level Limit Line Margin Read Level Ant Factor Cable Loss Preamp Factor APos TPos Remark MHz dBuV/m dBuV/m dB dBuV dB/m dB dB cm deg 1 5320.00 97.11 ------ ------ 87.42 34.56 8.26 33.13 400 355 AVERAGE

Mode	22	
	Band Edge	
	U-NII-2A_5.25-5.35_802.11ax HE20_CH64_ Partial_RU 52/40_5320MHz	
ANT	0+1	
Pol.	Horizontal	Fundamental
Peak	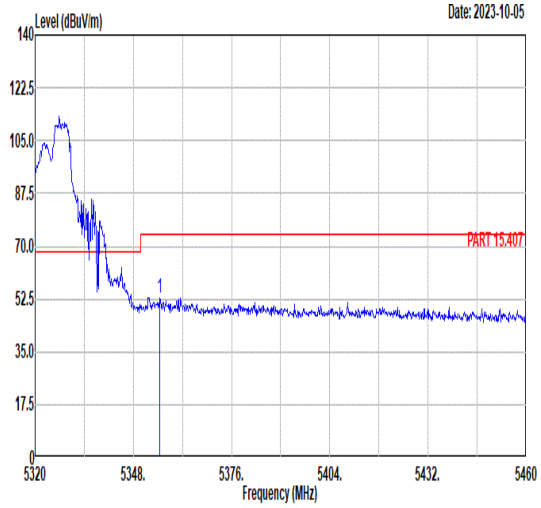 Freq Level Limit Line Margin Read Level Ant Factor Cable Loss Preamp Factor APos TPos Remark MHz dBuV/m dBuV/m dB dBuV dB/m dB dB cm deg 1 5355.42 53.04 74.00 -20.96 43.30 34.58 8.34 33.18 221 267 PEAK	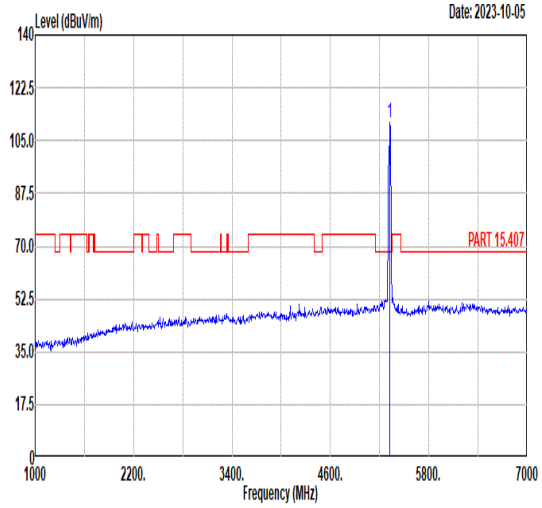 Freq Level Limit Line Margin Read Level Ant Factor Cable Loss Preamp Factor APos TPos Remark MHz dBuV/m dBuV/m dB dBuV dB/m dB dB cm deg 1 5320.00 111.17 ------ ------ 101.48 34.56 8.26 33.13 221 267 PEAK
Avg	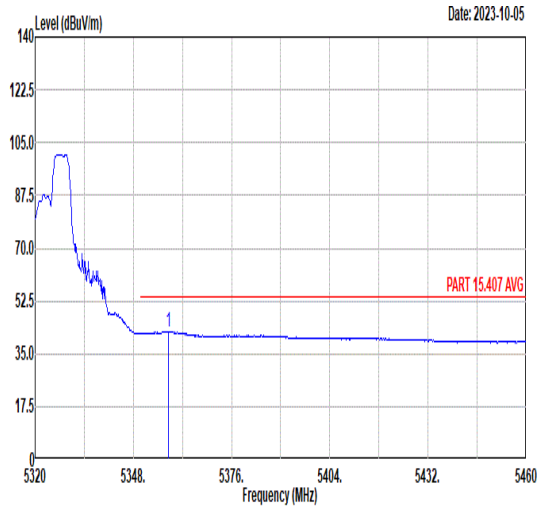 Freq Level Limit Line Margin Read Level Ant Factor Cable Loss Preamp Factor APos TPos Remark MHz dBuV/m dBuV/m dB dBuV dB/m dB dB cm deg 1 5357.94 42.45 54.00 -11.55 32.70 34.58 8.35 33.18 221 267 AVERAGE	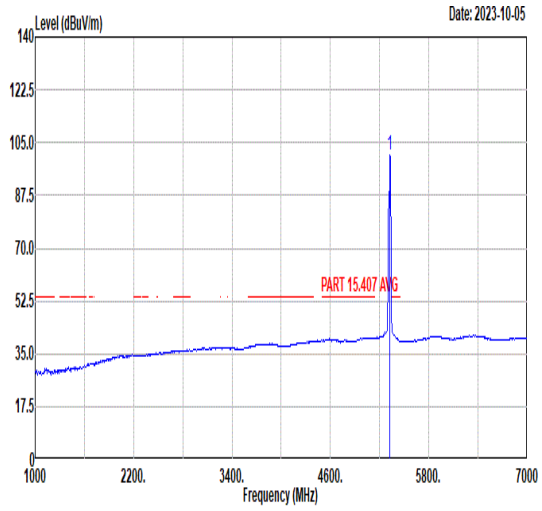 Freq Level Limit Line Margin Read Level Ant Factor Cable Loss Preamp Factor APos TPos Remark MHz dBuV/m dBuV/m dB dBuV dB/m dB dB cm deg 1 5320.00 100.73 ------ ------ 91.04 34.56 8.26 33.13 221 267 AVERAGE

Mode	22	
	Band Edge	
	U-NII-2A_5.25-5.35_802.11ax HE20_CH64_ Partial_RU 52/40_5320MHz	
ANT	0+1	
Pol.	Vertical	Fundamental
Peak	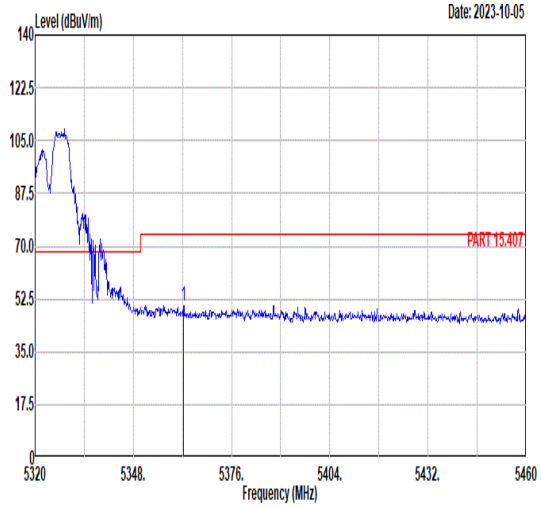 Freq Level Limit Line Margin Read Level Ant Factor Cable Loss Preamp Factor APos TPos Remark MHz dBuV/m dBuV/m dB dBuV dB/m dB dB cm deg 1 5362.28 50.35 74.00 -23.65 40.59 34.59 8.36 33.19 300 352 PEAK	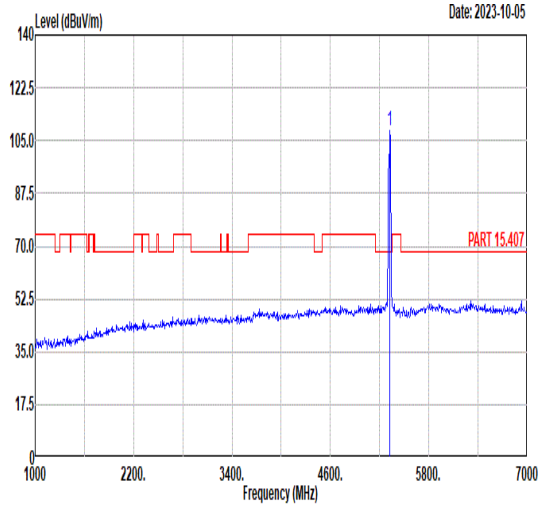 Freq Level Limit Line Margin Read Level Ant Factor Cable Loss Preamp Factor APos TPos Remark MHz dBuV/m dBuV/m dB dBuV dB/m dB dB cm deg 1 5320.00 108.38 ------ ------ 98.69 34.56 8.26 33.13 300 352 PEAK
Avg	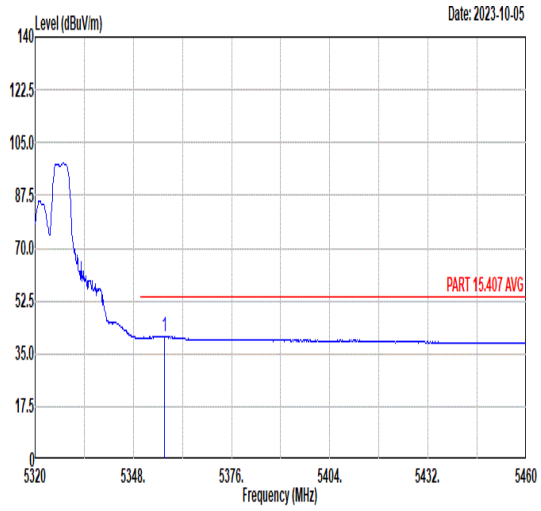 Freq Level Limit Line Margin Read Level Ant Factor Cable Loss Preamp Factor APos TPos Remark MHz dBuV/m dBuV/m dB dBuV dB/m dB dB cm deg 1 5356.96 40.64 54.00 -13.36 30.89 34.58 8.35 33.18 300 352 AVERAGE	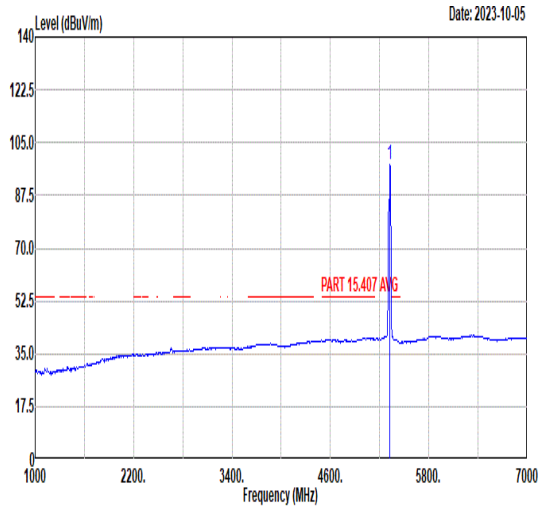 Freq Level Limit Line Margin Read Level Ant Factor Cable Loss Preamp Factor APos TPos Remark MHz dBuV/m dBuV/m dB dBuV dB/m dB dB cm deg 1 5320.00 97.95 ------ ------ 88.26 34.56 8.26 33.13 300 352 AVERAGE

Mode	23	
	Band Edge	
	U-NII-2A_5.25-5.35_802.11ax HE20_CH64_Partial_RU 106/54_5320MHz	
ANT	0+1	
Pol.	Horizontal	Fundamental
Peak	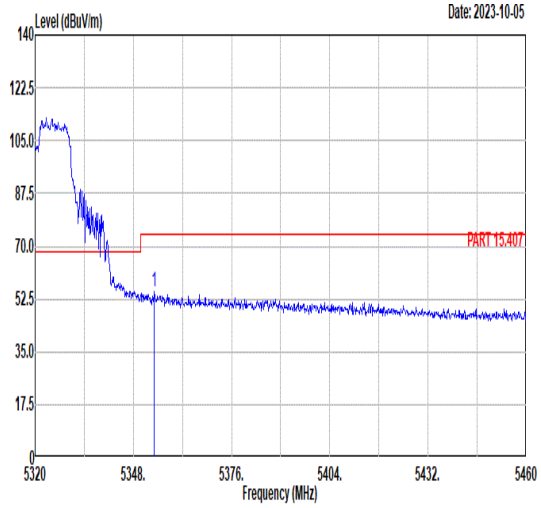 Freq Level Limit Line Margin Read Level Ant Factor Cable Loss Preamp Factor APos TPos Remark MHz dBuV/m dBuV/m dB dBuV dB/m dB dB cm deg 1 5354.02 54.82 74.00 -19.18 45.08 34.58 8.34 33.18 204 267 PEAK	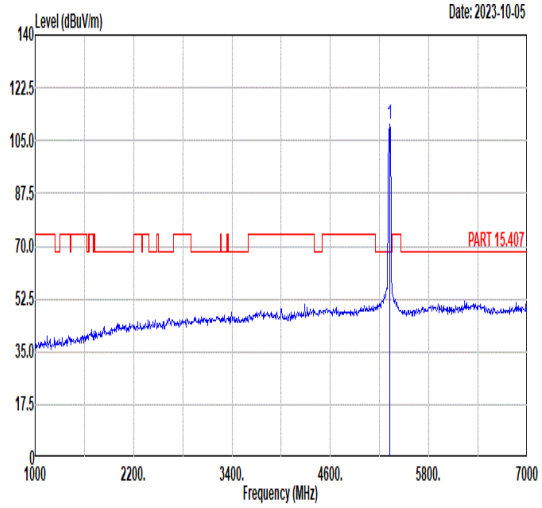 Freq Level Limit Line Margin Read Level Ant Factor Cable Loss Preamp Factor APos TPos Remark MHz dBuV/m dBuV/m dB dBuV dB/m dB dB cm deg 1 5320.00 110.51 ------ ------ 100.83 34.55 8.25 33.12 204 267 PEAK
Avg	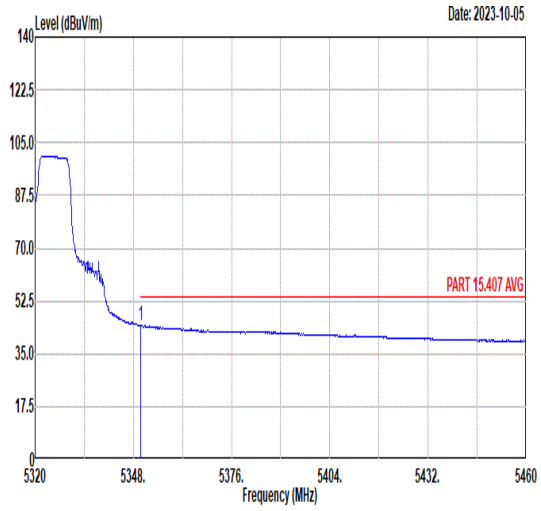 Freq Level Limit Line Margin Read Level Ant Factor Cable Loss Preamp Factor APos TPos Remark MHz dBuV/m dBuV/m dB dBuV dB/m dB dB cm deg 1 5350.10 44.57 54.00 -9.43 34.83 34.58 8.33 33.17 204 267 AVERAGE	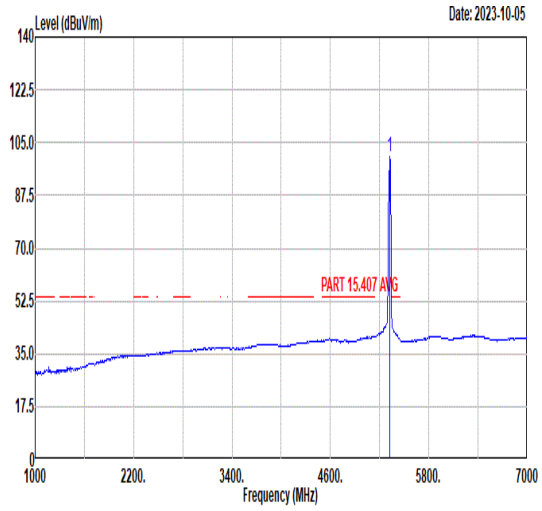 Freq Level Limit Line Margin Read Level Ant Factor Cable Loss Preamp Factor APos TPos Remark MHz dBuV/m dBuV/m dB dBuV dB/m dB dB cm deg 1 5320.00 100.40 ------ ------ 90.72 34.55 8.25 33.12 204 267 AVERAGE

Mode	23	
	Band Edge	
	U-NII-2A_5.25-5.35_802.11ax HE20_CH64_Partial_RU 106/54_5320MHz	
ANT	0+1	
Pol.	Vertical	Fundamental
Peak	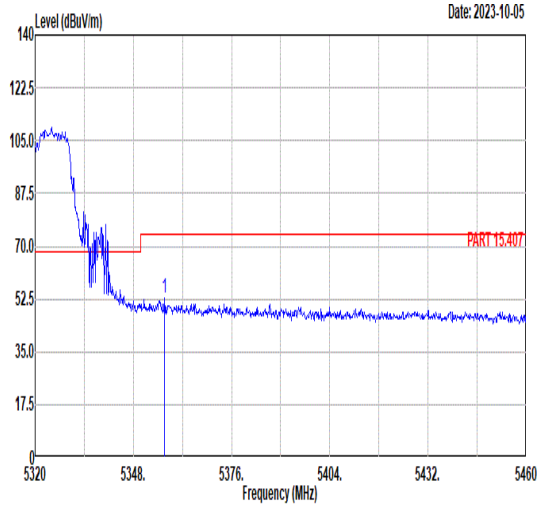 Freq Level Limit Line Margin Read Level Ant Factor Cable Loss Preamp Factor APos TPos Remark MHz dBuV/m dBuV/m dB dBuV dB/m dB dB cm deg 1 5356.82 52.76 74.00 -21.24 43.01 34.58 8.35 33.18 358 356 PEAK	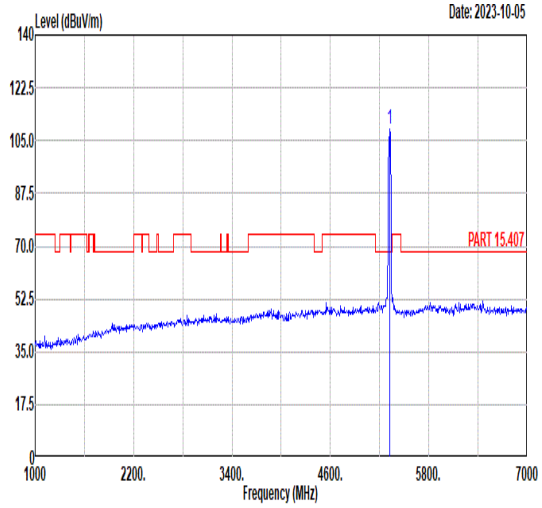 Freq Level Limit Line Margin Read Level Ant Factor Cable Loss Preamp Factor APos TPos Remark MHz dBuV/m dBuV/m dB dBuV dB/m dB dB cm deg 1 5320.00 108.80 ------ ------ 99.12 34.55 8.25 33.12 358 356 PEAK
Avg	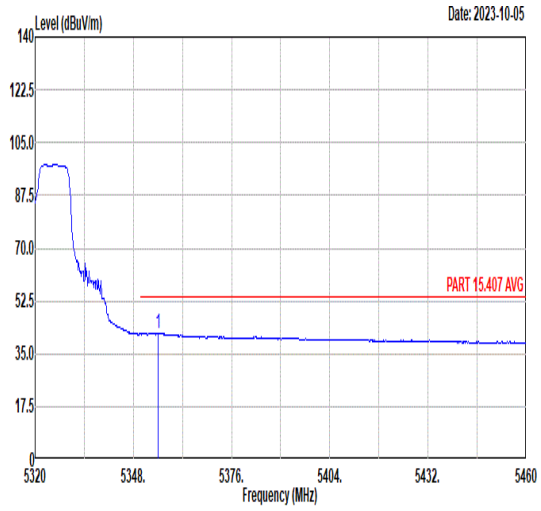 Freq Level Limit Line Margin Read Level Ant Factor Cable Loss Preamp Factor APos TPos Remark MHz dBuV/m dBuV/m dB dBuV dB/m dB dB cm deg 1 5355.14 41.95 54.00 -12.05 32.21 34.58 8.34 33.18 358 356 AVERAGE	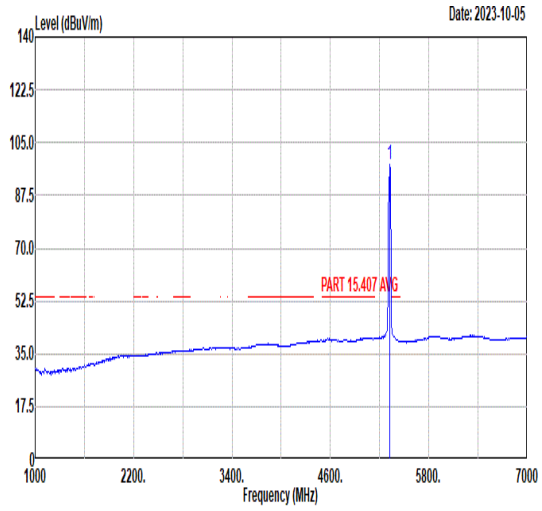 Freq Level Limit Line Margin Read Level Ant Factor Cable Loss Preamp Factor APos TPos Remark MHz dBuV/m dBuV/m dB dBuV dB/m dB dB cm deg 1 5320.00 97.76 ------ ------ 88.07 34.56 8.26 33.13 358 356 AVERAGE

Mode	24	
	Band Edge - L	
	U-NII-2A_5.25-5.35_802.11ax HE40_CH54_Full_5270MHz	
ANT	0+1	
Pol.	Horizontal	Fundamental
Peak	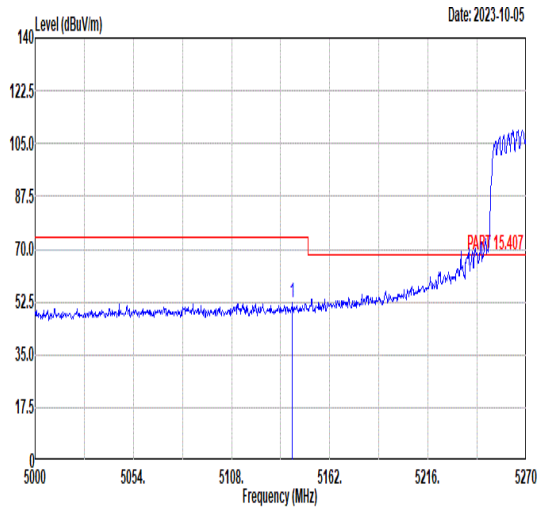 Freq Level Limit Line Margin Read Level Ant Factor Cable Loss Preamp Factor APos TPos Remark MHz dBuV/m dBuV/m dB dBuV dB/m dB dB cm deg 1 5141.48 52.37 74.00 -21.63 42.88 34.41 7.91 32.83 212 269 PEAK	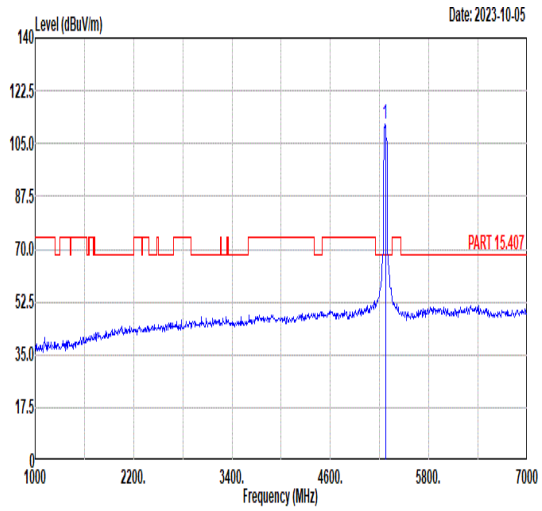 Freq Level Limit Line Margin Read Level Ant Factor Cable Loss Preamp Factor APos TPos Remark MHz dBuV/m dBuV/m dB dBuV dB/m dB dB cm deg 1 5270.00 111.54 ------ ------ 101.96 34.51 8.10 33.03 212 269 PEAK
Avg	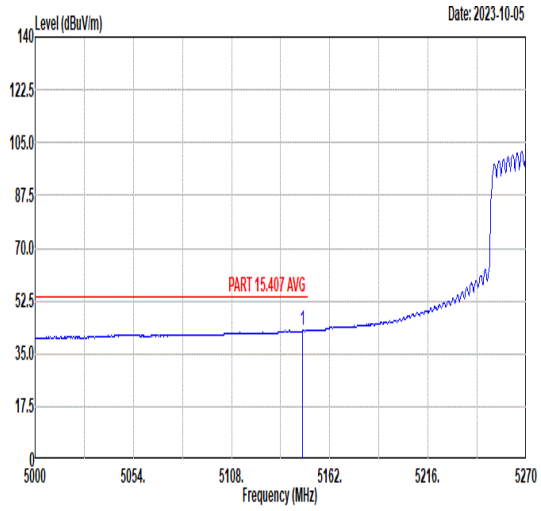 Freq Level Limit Line Margin Read Level Ant Factor Cable Loss Preamp Factor APos TPos Remark MHz dBuV/m dBuV/m dB dBuV dB/m dB dB cm deg 1 5147.15 42.75 54.00 -11.25 33.25 34.42 7.92 32.84 212 269 AVERAGE	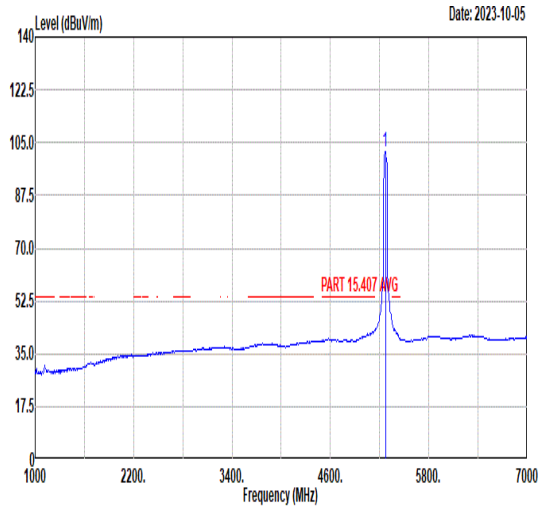 Freq Level Limit Line Margin Read Level Ant Factor Cable Loss Preamp Factor APos TPos Remark MHz dBuV/m dBuV/m dB dBuV dB/m dB dB cm deg 1 5270.00 101.93 ------ ------ 92.35 34.51 8.10 33.03 212 269 AVERAGE

Mode	24	
	Band Edge - R	
	U-NII-2A_5.25-5.35_802.11ax HE40_CH54_Full_5270MHz	
ANT	0+1	
Pol.	Horizontal	Fundamental
Peak	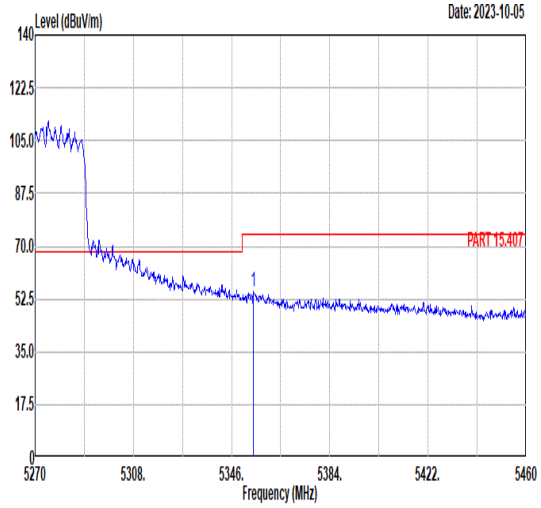 Freq Level Limit Line Margin Read Level Ant Factor Cable Loss Preamp Factor APos TPos Remark MHz dBuV/m dBuV/m dB dBuV dB/m dB dB cm deg 1 5354.55 54.81 74.00 -19.19 45.07 34.58 8.34 33.18 212 269 PEAK	Blank
Avg	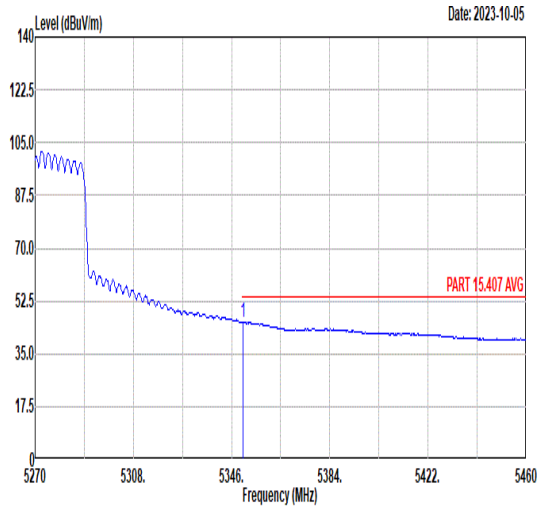 Freq Level Limit Line Margin Read Level Ant Factor Cable Loss Preamp Factor APos TPos Remark MHz dBuV/m dBuV/m dB dBuV dB/m dB dB cm deg 1 5350.56 45.66 54.00 -8.34 35.92 34.58 8.33 33.17 212 269 AVERAGE	Blank

Mode	24	
	Band Edge - L	
	U-NII-2A_5.25-5.35_802.11ax HE40_CH54_Full_5270MHz	
ANT	0+1	
Pol.	Vertical	Fundamental
Peak	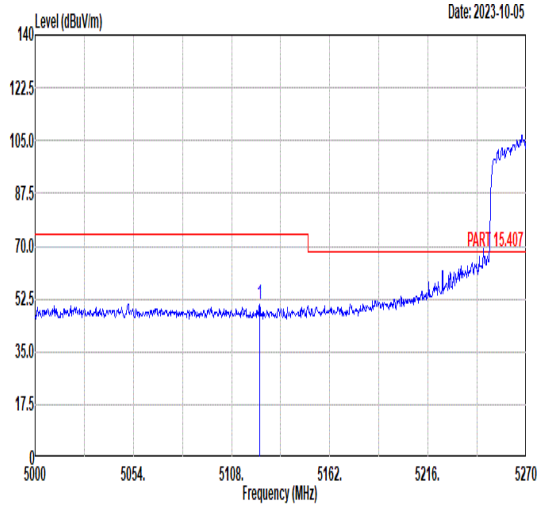 Freq Level Limit Line Margin Read Level Ant Factor Cable Loss Preamp Factor APos TPos Remark MHz dBuV/m dBuV/m dB dBuV dB/m dB dB cm deg 1 5123.39 50.67 74.00 -23.33 41.17 34.40 7.90 32.80 206 157 PEAK	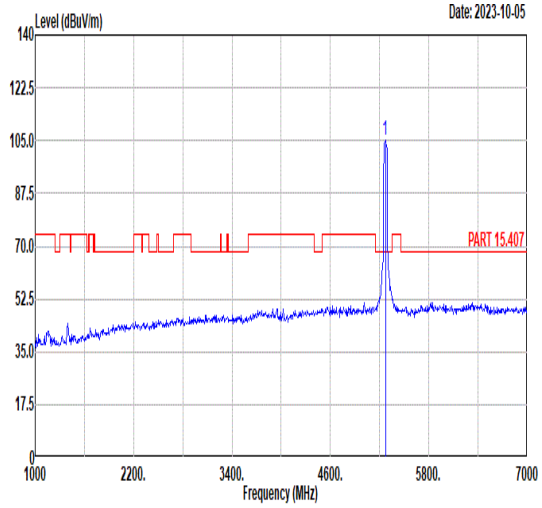 Freq Level Limit Line Margin Read Level Ant Factor Cable Loss Preamp Factor APos TPos Remark MHz dBuV/m dBuV/m dB dBuV dB/m dB dB cm deg 1 5270.00 105.37 ------ ------ 95.77 34.52 8.12 33.04 206 157 PEAK
Avg	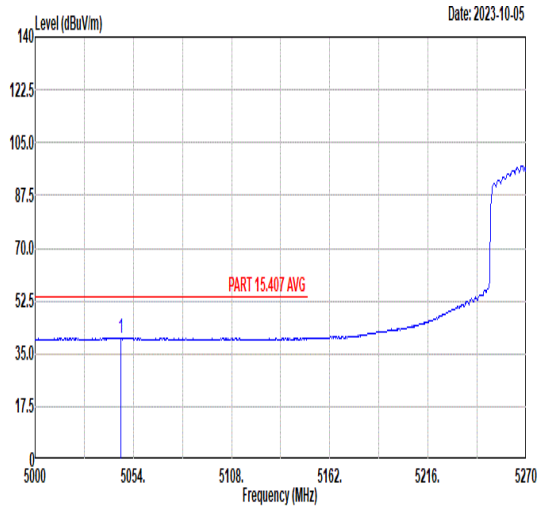 Freq Level Limit Line Margin Read Level Ant Factor Cable Loss Preamp Factor APos TPos Remark MHz dBuV/m dBuV/m dB dBuV dB/m dB dB cm deg 1 5046.98 40.16 54.00 -13.84 30.65 34.34 7.85 32.68 206 157 AVERAGE	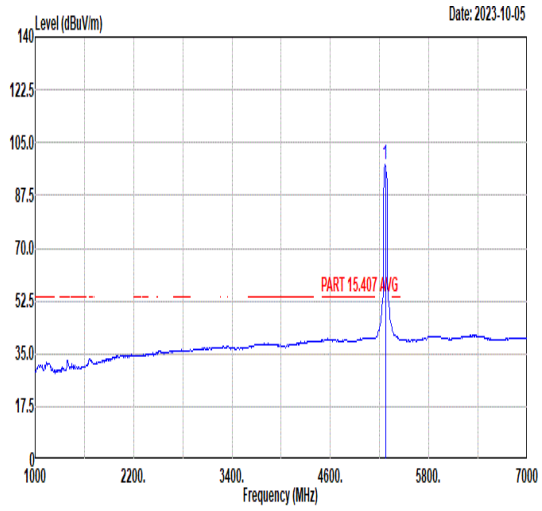 Freq Level Limit Line Margin Read Level Ant Factor Cable Loss Preamp Factor APos TPos Remark MHz dBuV/m dBuV/m dB dBuV dB/m dB dB cm deg 1 5270.00 97.50 ------ ------ 87.92 34.51 8.10 33.03 206 157 AVERAGE

Mode	24	
	Band Edge - R	
	U-NII-2A_5.25-5.35_802.11ax HE40_CH54_Full_5270MHz	
ANT	0+1	
Pol.	Vertical	Fundamental
Peak	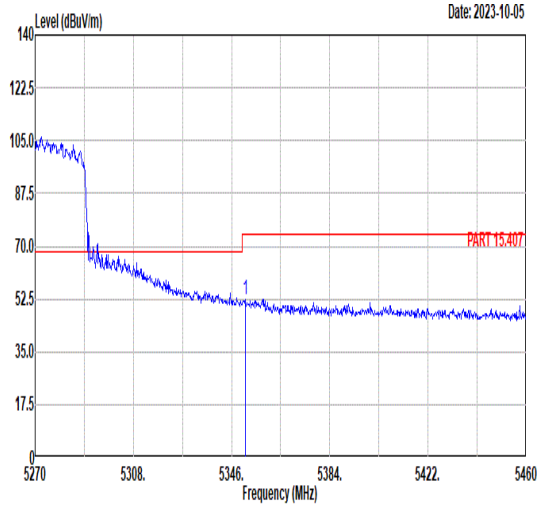 Freq Level Limit Line Margin Read Level Ant Factor Cable Loss Preamp Factor APos TPos Remark MHz dBuV/m dBuV/m dB dBuV dB/m dB dB cm deg 1 5351.32 52.35 74.00 -21.65 42.61 34.58 8.33 33.17 206 157 PEAK	Blank
Avg	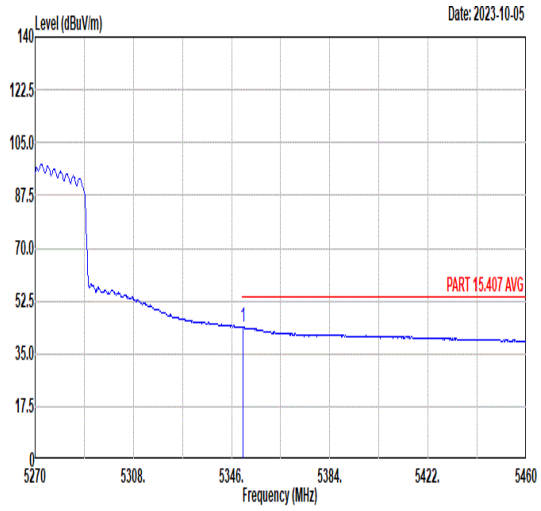 Freq Level Limit Line Margin Read Level Ant Factor Cable Loss Preamp Factor APos TPos Remark MHz dBuV/m dBuV/m dB dBuV dB/m dB dB cm deg 1 5350.37 43.83 54.00 -10.17 34.09 34.58 8.33 33.17 206 157 AVERAGE	Blank

Mode	24	
	Harmonic	
	U-NII-2A_5.25-5.35_802.11ax HE40_CH54_Full_5270MHz	
ANT	0+1	
Pol.	Horizontal	Vertical
Peak Avg	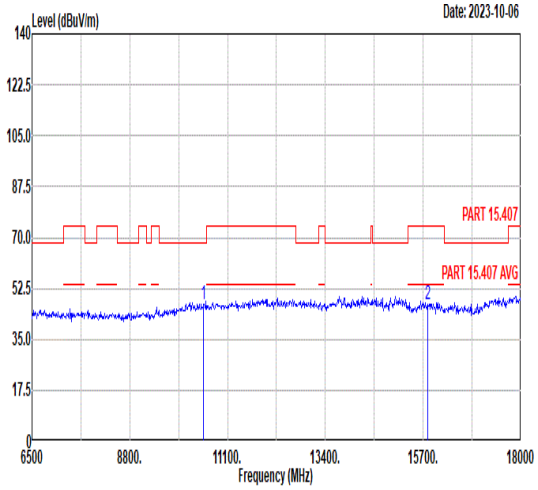 Freq Level Limit Line Margin Read Level Ant Factor Cable Loss Preamp Factor APos TPos Remark MHz dBuV/m dBuV/m dB dBuV dB/m dB dB cm deg 1 10540.00 47.05 68.30 -21.25 57.26 37.73 10.86 58.80 -- -- Peak 2 15810.00 47.13 74.00 -26.87 52.99 40.64 12.71 59.21 -- -- Peak	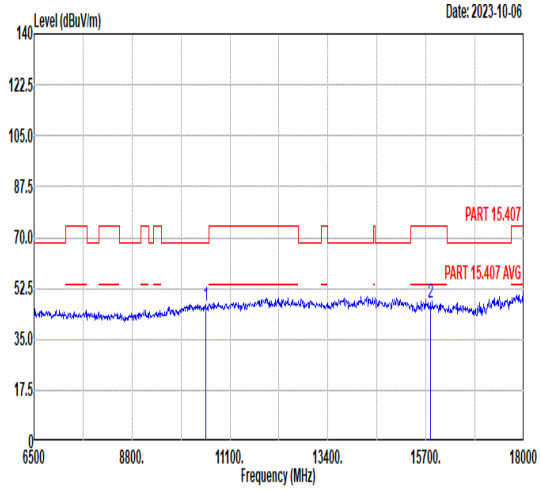 Freq Level Limit Line Margin Read Level Ant Factor Cable Loss Preamp Factor APos TPos Remark MHz dBuV/m dBuV/m dB dBuV dB/m dB dB cm deg 1 10540.00 46.46 68.30 -21.84 56.67 37.73 10.86 58.80 -- -- Peak 2 15810.00 47.66 74.00 -26.34 53.52 40.64 12.71 59.21 -- -- Peak

Mode	25	
	Band Edge - L	
	U-NII-2A_5.25-5.35_802.11ax HE40_CH62_Full_5310MHz	
ANT	0+1	
Pol.	Horizontal	Fundamental
Peak	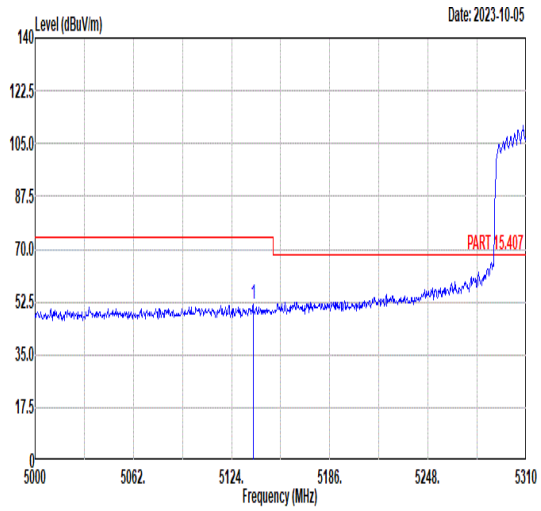 Freq Level Limit Line Margin Read Level Ant Factor Cable Loss Preamp Factor APos TPos Remark MHz dBuV/m dBuV/m dB dBuV dB/m dB dB cm deg 1 5137.64 51.60 74.00 -22.40 42.11 34.41 7.91 32.83 212 266 PEAK	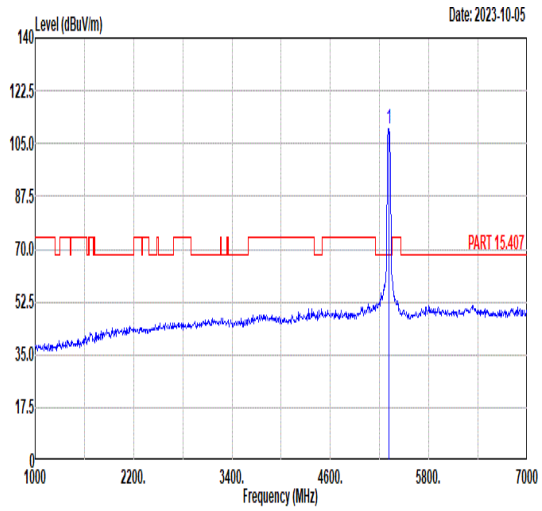 Freq Level Limit Line Margin Read Level Ant Factor Cable Loss Preamp Factor APos TPos Remark MHz dBuV/m dBuV/m dB dBuV dB/m dB dB cm deg 1 5310.00 110.06 ------ ------ 100.39 34.55 8.23 33.11 212 266 PEAK
Avg	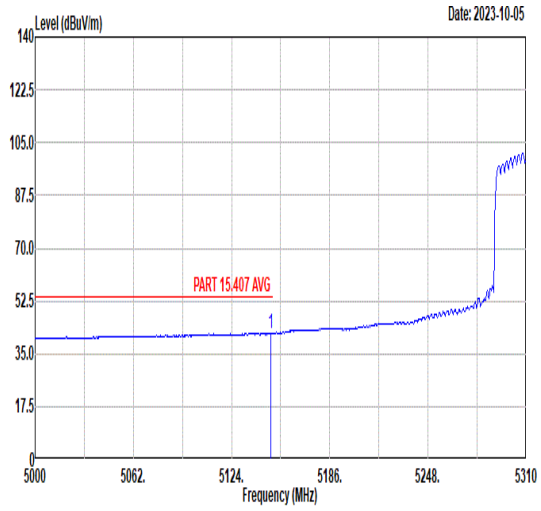 Freq Level Limit Line Margin Read Level Ant Factor Cable Loss Preamp Factor APos TPos Remark MHz dBuV/m dBuV/m dB dBuV dB/m dB dB cm deg 1 5148.80 41.77 54.00 -12.23 32.27 34.42 7.92 32.84 212 266 AVERAGE	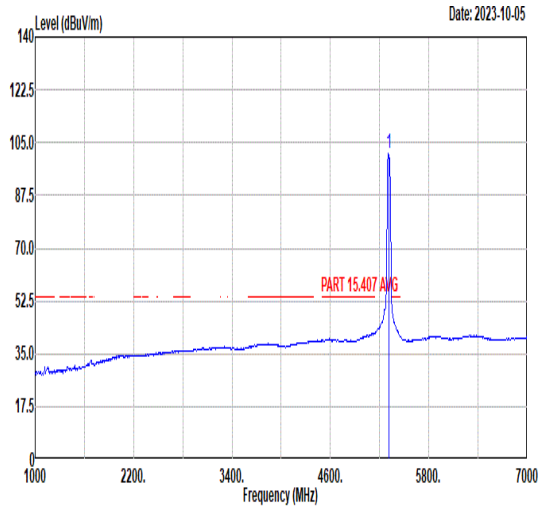 Freq Level Limit Line Margin Read Level Ant Factor Cable Loss Preamp Factor APos TPos Remark MHz dBuV/m dBuV/m dB dBuV dB/m dB dB cm deg 1 5310.00 101.42 ------ ------ 91.75 34.55 8.22 33.10 212 266 AVERAGE

Mode	25	
	Band Edge - R	
	U-NII-2A_5.25-5.35_802.11ax HE40_CH62_Full_5310MHz	
ANT	0+1	
Pol.	Horizontal	Fundamental
Peak	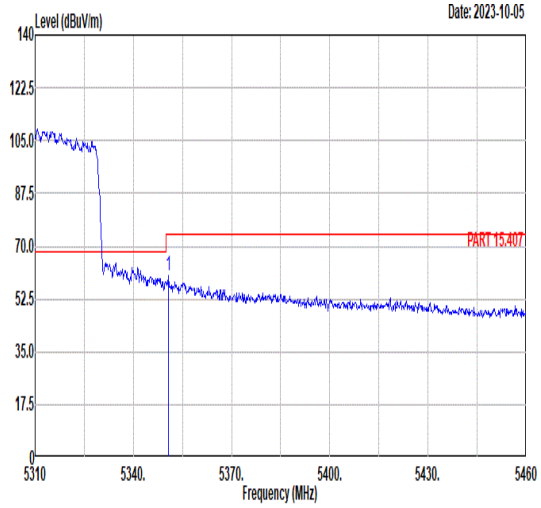 Freq Level Limit Line Margin Read Level Ant Factor Cable Loss Preamp Factor APos TPos Remark MHz dBuV/m dBuV/m dB dBuV dB/m dB dB cm deg 1 5350.80 59.97 74.00 -14.03 50.23 34.58 8.33 33.17 212 266 PEAK	Blank
Avg	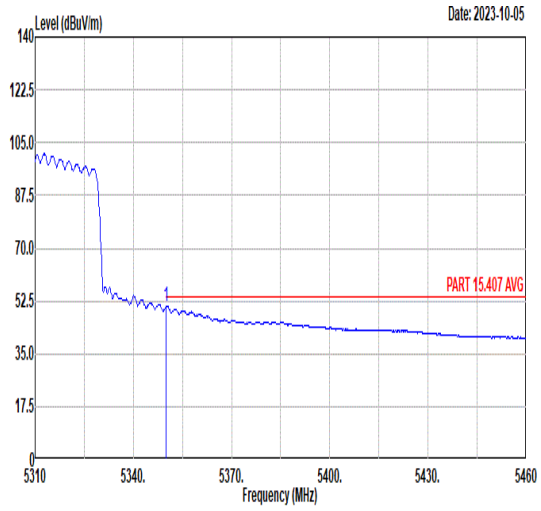 Freq Level Limit Line Margin Read Level Ant Factor Cable Loss Preamp Factor APos TPos Remark MHz dBuV/m dBuV/m dB dBuV dB/m dB dB cm deg 1 5350.05 50.67 54.00 -3.33 40.93 34.58 8.33 33.17 212 266 AVERAGE	Blank

Mode	25	
	Band Edge - L	
	U-NII-2A_5.25-5.35_802.11ax HE40_CH62_Full_5310MHz	
ANT	0+1	
Pol.	Vertical	Fundamental
Peak	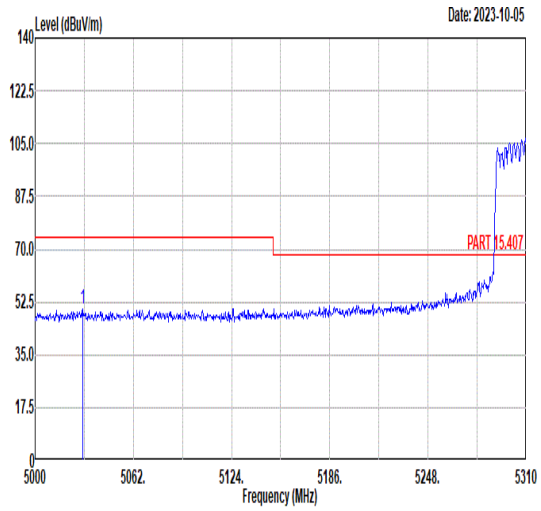 Freq Level Limit Line Margin Read Level Ant Factor Cable Loss Preamp Factor APos TPos Remark 1 5030.07 50.39 74.00 -23.61 40.87 34.33 7.84 32.65 361 354 PEAK	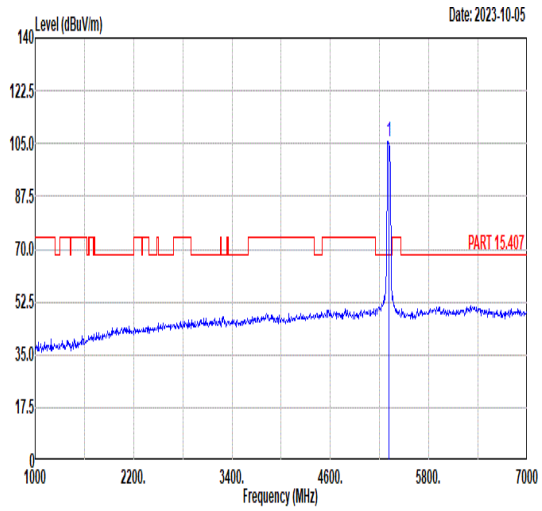 Freq Level Limit Line Margin Read Level Ant Factor Cable Loss Preamp Factor APos TPos Remark 1 5310.00 105.53 ------ ------ 95.86 34.55 8.22 33.10 361 354 PEAK
Avg	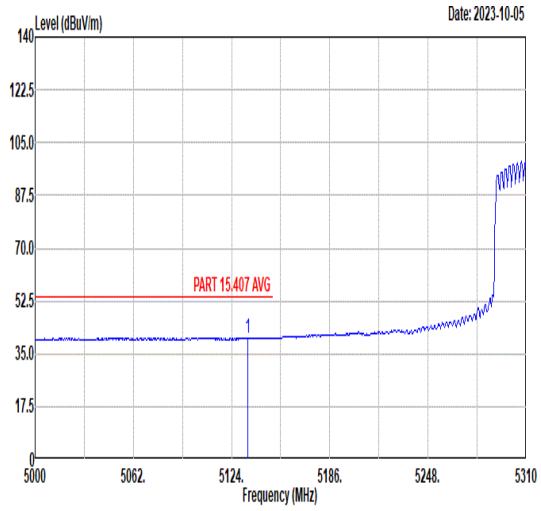 Freq Level Limit Line Margin Read Level Ant Factor Cable Loss Preamp Factor APos TPos Remark 1 5134.23 40.37 54.00 -13.63 30.87 34.41 7.91 32.82 361 354 AVERAGE	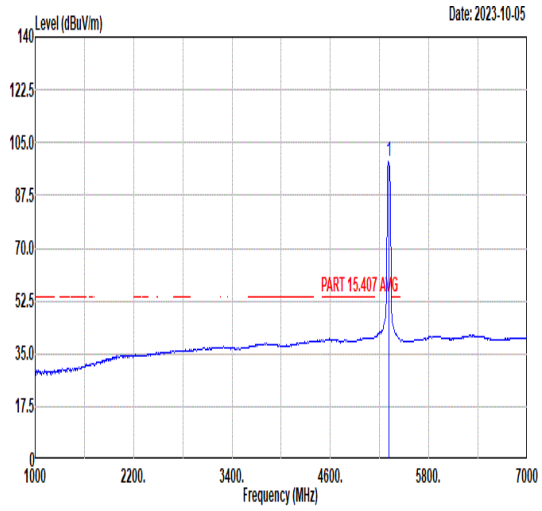 Freq Level Limit Line Margin Read Level Ant Factor Cable Loss Preamp Factor APos TPos Remark 1 5310.00 98.67 ------ ------ 89.00 34.55 8.22 33.10 361 354 AVERAGE

Mode	25	
	Band Edge - R	
	U-NII-2A_5.25-5.35_802.11ax HE40_CH62_Full_5310MHz	
ANT	0+1	
Pol.	Vertical	Fundamental
Peak	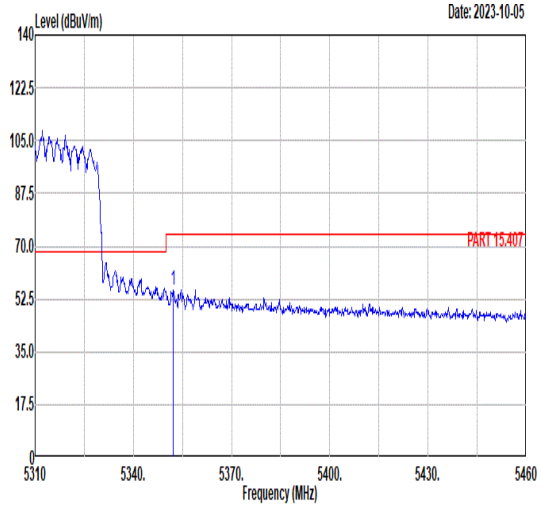 Freq Level Limit Line Margin Read Level Ant Factor Cable Loss Preamp Factor APos TPos Remark MHz dBuV/m dBuV/m dB dBuV dB/m dB dB cm deg 1 5352.15 55.69 74.00 -18.31 45.95 34.58 8.33 33.17 361 354 PEAK	Blank
Avg	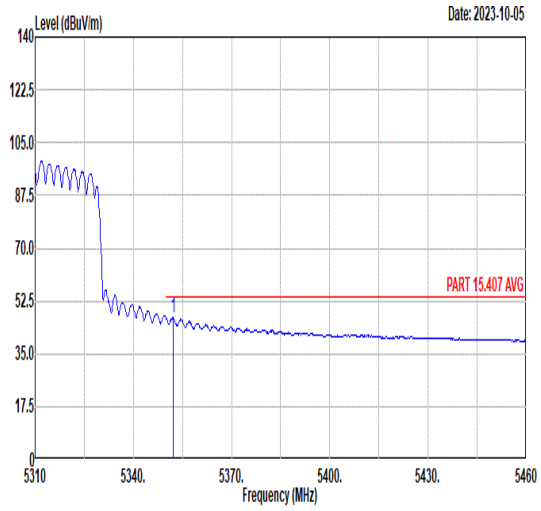 Freq Level Limit Line Margin Read Level Ant Factor Cable Loss Preamp Factor APos TPos Remark MHz dBuV/m dBuV/m dB dBuV dB/m dB dB cm deg 1 5352.15 46.81 54.00 -7.19 37.07 34.58 8.33 33.17 361 354 AVERAGE	Blank

Mode	25	
	Harmonic	
	U-NII-2A_5.25-5.35_802.11ax HE40_CH62_Full_5310MHz	
ANT	0+1	
Pol.	Horizontal	Vertical
Peak Avg	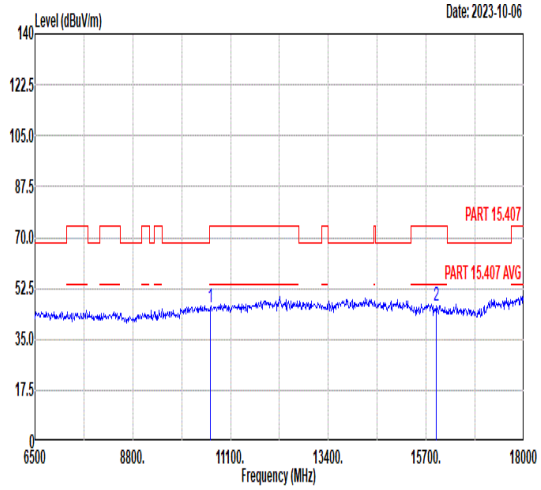 Freq Level Limit Line Margin Read Level Ant Factor Cable Loss Preamp Factor APos TPos Remark MHz dBuV/m dBuV/m dB dBuV dB/m dB dB cm deg 1 10620.00 45.75 74.00 -28.25 55.75 37.79 10.92 58.71 -- -- Peak 2 15930.00 46.49 74.00 -27.51 52.45 40.68 12.70 59.34 -- -- Peak	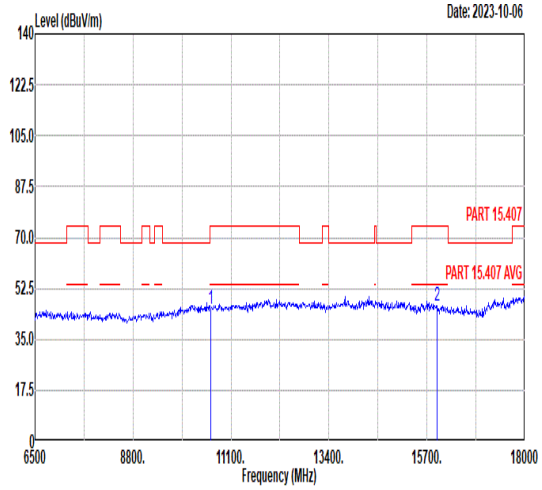 Freq Level Limit Line Margin Read Level Ant Factor Cable Loss Preamp Factor APos TPos Remark MHz dBuV/m dBuV/m dB dBuV dB/m dB dB cm deg 1 10620.00 45.61 74.00 -28.39 55.61 37.79 10.92 58.71 -- -- Peak 2 15930.00 46.36 74.00 -27.64 52.32 40.68 12.70 59.34 -- -- Peak

Mode	26	
	Band Edge - L	
	U-NII-2A_5.25-5.35_802.11ax HE40_CH62_Partial_RU 242/62_5310MHz	
ANT	0+1	
Pol.	Horizontal	Fundamental
Peak	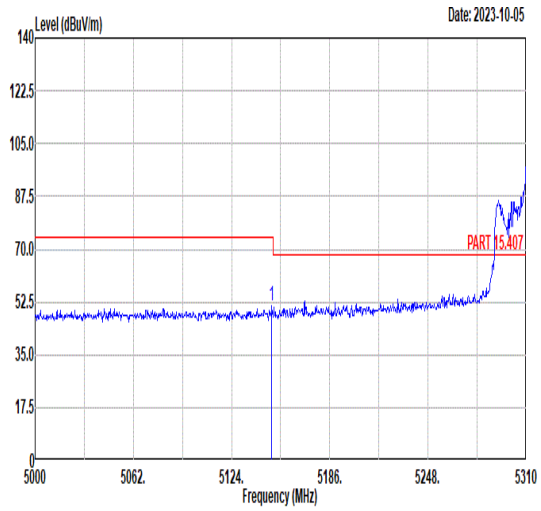 Freq Level Limit Line Margin Read Level Ant Factor Cable Loss Preamp Factor APos TPos Remark MHz dBuV/m dBuV/m dB dBuV dB/m dB dB cm deg 1 5149.42 51.30 74.00 -22.70 41.81 34.42 7.92 32.85 209 268 PEAK	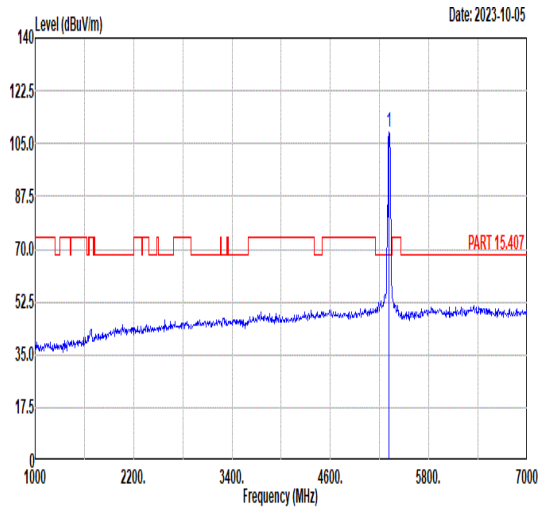 Freq Level Limit Line Margin Read Level Ant Factor Cable Loss Preamp Factor APos TPos Remark MHz dBuV/m dBuV/m dB dBuV dB/m dB dB cm deg 1 5310.00 109.02 ------ ------ 99.35 34.55 8.23 33.11 209 268 PEAK
Avg	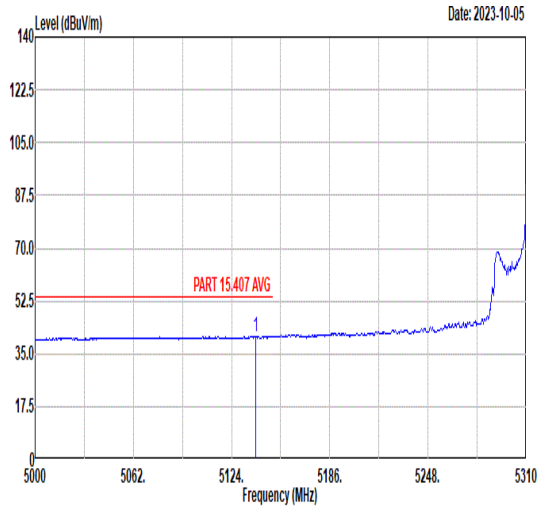 Freq Level Limit Line Margin Read Level Ant Factor Cable Loss Preamp Factor APos TPos Remark MHz dBuV/m dBuV/m dB dBuV dB/m dB dB cm deg 1 5139.19 40.91 54.00 -13.09 31.42 34.41 7.91 32.83 209 268 AVERAGE	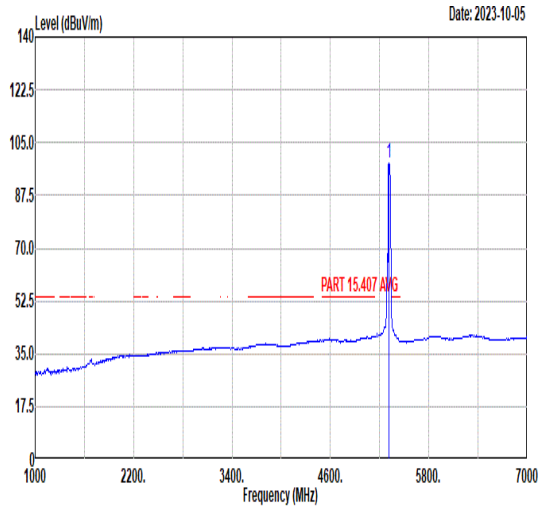 Freq Level Limit Line Margin Read Level Ant Factor Cable Loss Preamp Factor APos TPos Remark MHz dBuV/m dBuV/m dB dBuV dB/m dB dB cm deg 1 5310.00 98.49 ------ ------ 88.82 34.55 8.23 33.11 209 268 AVERAGE

Mode	26	
	Band Edge - R	
	U-NII-2A_5.25-5.35_802.11ax HE40_CH62_Partial_RU 242/62_5310MHz	
ANT	0+1	
Pol.	Horizontal	Fundamental
Peak	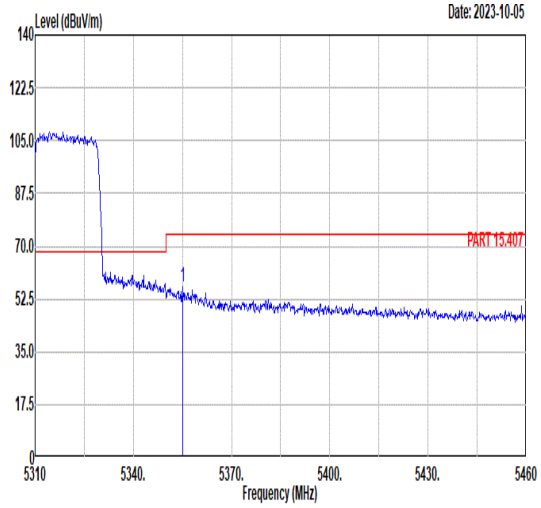 Freq Level Limit Line Margin Read Level Ant Factor Cable Loss Preamp Factor APos TPos Remark MHz dBuV/m dBuV/m dB dBuV dB/m dB dB cm deg 1 5355.15 56.53 74.00 -17.47 46.79 34.58 8.34 33.18 209 268 PEAK	Blank
Avg	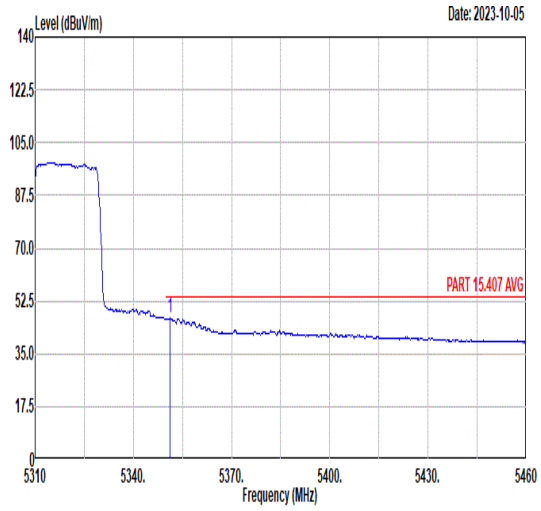 Freq Level Limit Line Margin Read Level Ant Factor Cable Loss Preamp Factor APos TPos Remark MHz dBuV/m dBuV/m dB dBuV dB/m dB dB cm deg 1 5351.25 46.76 54.00 -7.24 37.02 34.58 8.33 33.17 209 268 AVERAGE	Blank

Mode	26	
	Band Edge - L	
	U-NII-2A_5.25-5.35_802.11ax HE40_CH62_Partial_RU 242/62_5310MHz	
ANT	0+1	
Pol.	Vertical	Fundamental
Peak	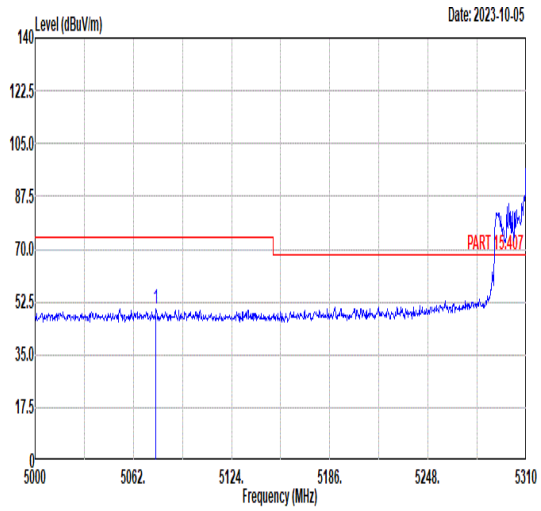 Freq Level Limit Line Margin Read Level Ant Factor Cable Loss Preamp Factor APos TPos Remark MHz dBuV/m dBuV/m dB dBuV dB/m dB dB cm deg 1 5076.26 50.29 74.00 -23.71 40.79 34.36 7.87 32.73 341 352 PEAK	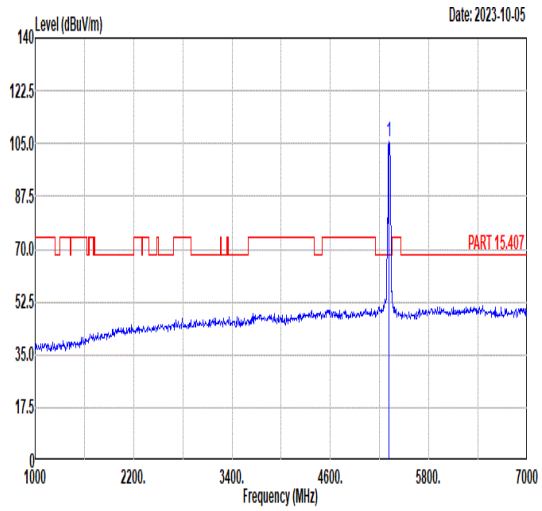 Freq Level Limit Line Margin Read Level Ant Factor Cable Loss Preamp Factor APos TPos Remark MHz dBuV/m dBuV/m dB dBuV dB/m dB dB cm deg 1 5310.00 105.69 ------ ------ 96.02 34.55 8.23 33.11 341 352 PEAK
Avg	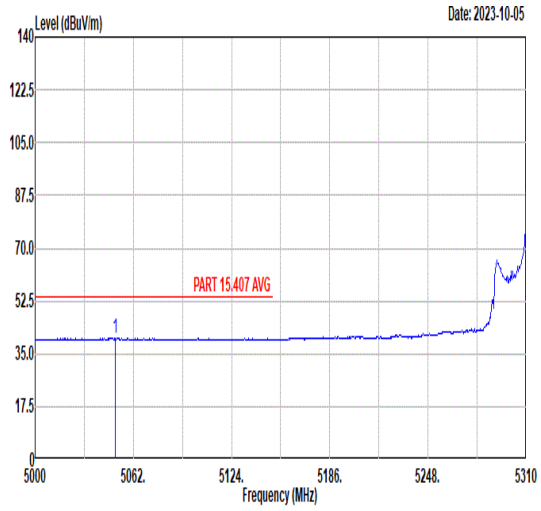 Freq Level Limit Line Margin Read Level Ant Factor Cable Loss Preamp Factor APos TPos Remark MHz dBuV/m dBuV/m dB dBuV dB/m dB dB cm deg 1 5050.53 40.10 54.00 -13.90 30.60 34.34 7.85 32.69 341 352 AVERAGE	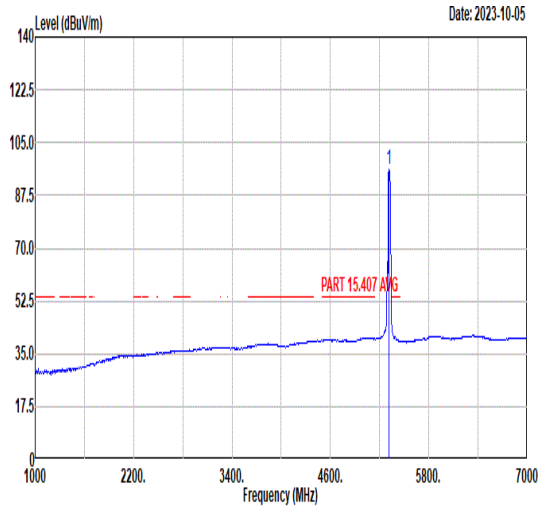 Freq Level Limit Line Margin Read Level Ant Factor Cable Loss Preamp Factor APos TPos Remark MHz dBuV/m dBuV/m dB dBuV dB/m dB dB cm deg 1 5310.00 96.29 ------ ------ 86.62 34.55 8.23 33.11 341 352 AVERAGE

Mode	26	
	Band Edge - R	
	U-NII-2A_5.25-5.35_802.11ax HE40_CH62_Partial_RU 242/62_5310MHz	
ANT	0+1	
Pol.	Vertical	Fundamental
Peak	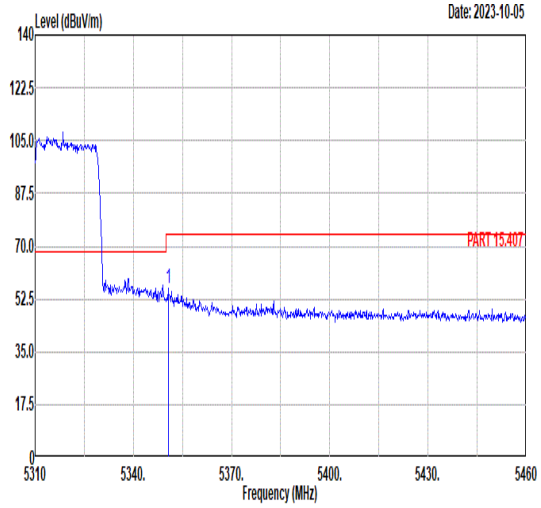 Freq Level Limit Line Margin Read Level Ant Factor Cable Loss Preamp Factor APos TPos Remark MHz dBuV/m dBuV/m dB dBuV dB/m dB dB cm deg 1 5350.65 55.87 74.00 -18.13 46.13 34.58 8.33 33.17 341 352 PEAK	Blank
Avg	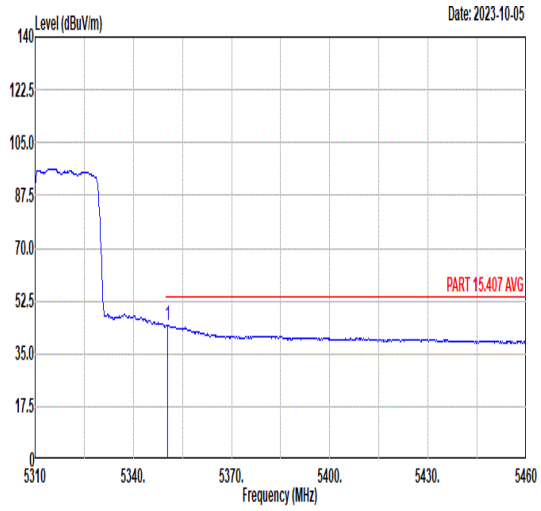 Freq Level Limit Line Margin Read Level Ant Factor Cable Loss Preamp Factor APos TPos Remark MHz dBuV/m dBuV/m dB dBuV dB/m dB dB cm deg 1 5350.50 44.62 54.00 -9.38 34.88 34.58 8.33 33.17 341 352 AVERAGE	Blank

Mode	26	
	Harmonic	
	U-NII-2A_5.25-5.35_802.11ax HE40_CH62_Partial_RU 242/62_5310MHz	
ANT	0+1	
Pol.	Horizontal	Vertical
Peak Avg	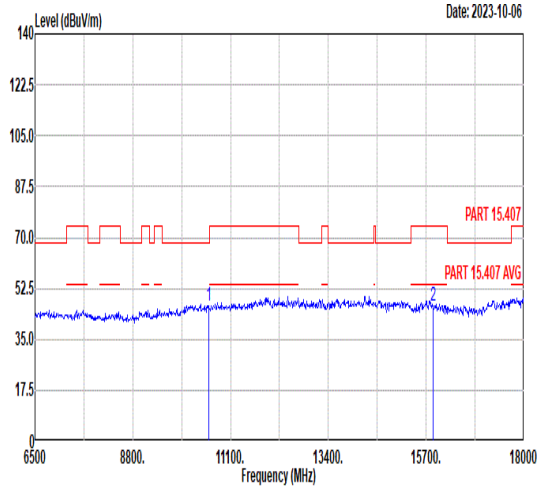 Freq Level Limit Line Margin Read Level Ant Factor Cable Loss Preamp Factor APos TPos Remark MHz dBuV/m dBuV/m dB dBuV dB/m dB dB cm deg 1 10580.00 46.51 68.30 -21.79 56.62 37.76 10.89 58.76 -- -- Peak 2 15870.00 46.50 74.00 -27.50 52.40 40.66 12.71 59.27 -- -- Peak	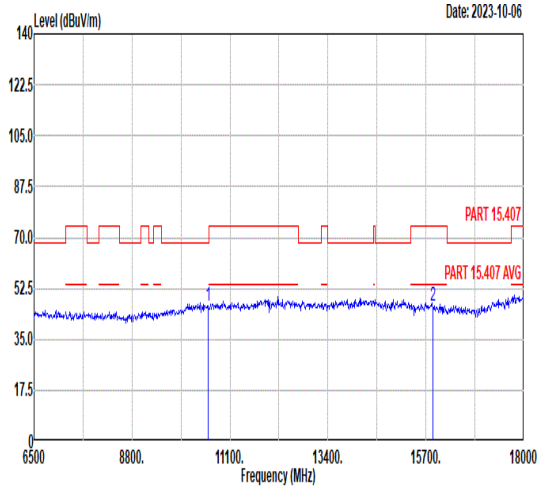 Freq Level Limit Line Margin Read Level Ant Factor Cable Loss Preamp Factor APos TPos Remark MHz dBuV/m dBuV/m dB dBuV dB/m dB dB cm deg 1 10580.00 46.61 68.30 -21.69 56.72 37.76 10.89 58.76 -- -- Peak 2 15870.00 46.34 74.00 -27.66 52.24 40.66 12.71 59.27 -- -- Peak

Mode	27	
	Band Edge - L	
	U-NII-2A_5.25-5.35_802.11ax HE80_CH58_Full_5290MHz	
ANT	0+1	
Pol.	Horizontal	Fundamental
Peak	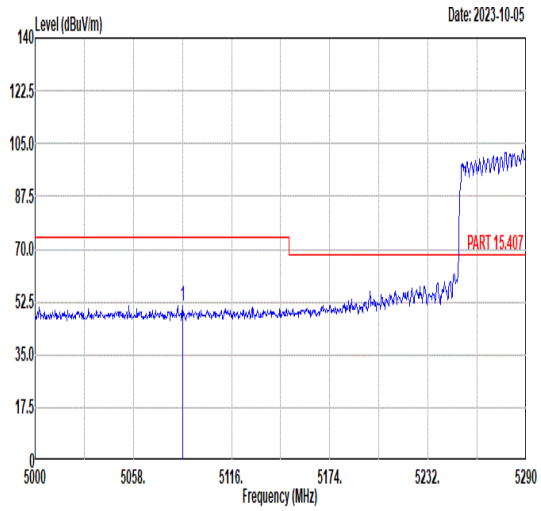 Freq Level Limit Line Margin Read Level Ant Factor Cable Loss Preamp Factor APos TPos Remark MHz dBuV/m dBuV/m dB dBuV dB/m dB dB cm deg 1 5087.00 51.13 74.00 -22.87 41.62 34.37 7.88 32.74 214 267 PEAK	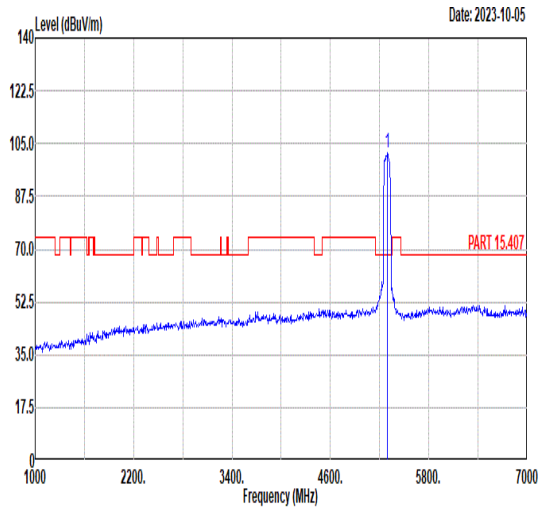 Freq Level Limit Line Margin Read Level Ant Factor Cable Loss Preamp Factor APos TPos Remark MHz dBuV/m dBuV/m dB dBuV dB/m dB dB cm deg 1 5290.00 101.85 ------ ------ 92.21 34.54 8.18 33.08 214 267 PEAK
Avg	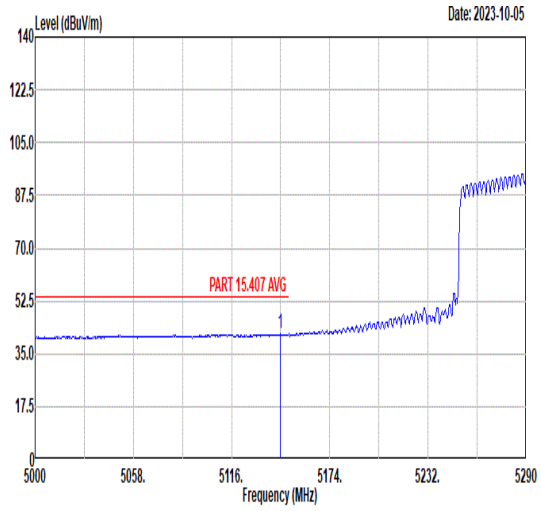 Freq Level Limit Line Margin Read Level Ant Factor Cable Loss Preamp Factor APos TPos Remark MHz dBuV/m dBuV/m dB dBuV dB/m dB dB cm deg 1 5144.71 41.62 54.00 -12.38 32.12 34.42 7.92 32.84 214 267 AVERAGE	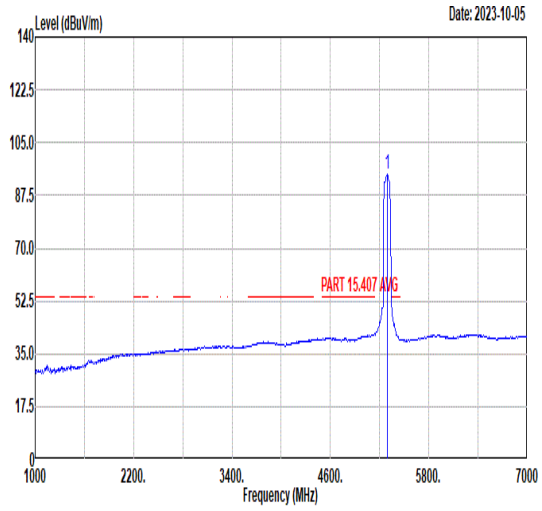 Freq Level Limit Line Margin Read Level Ant Factor Cable Loss Preamp Factor APos TPos Remark MHz dBuV/m dBuV/m dB dBuV dB/m dB dB cm deg 1 5290.00 94.45 ------ ------ 84.82 34.53 8.17 33.07 214 267 AVERAGE

Mode	27	
	Band Edge - R	
	U-NII-2A_5.25-5.35_802.11ax HE80_CH58_Full_5290MHz	
ANT	0+1	
Pol.	Horizontal	Fundamental
Peak	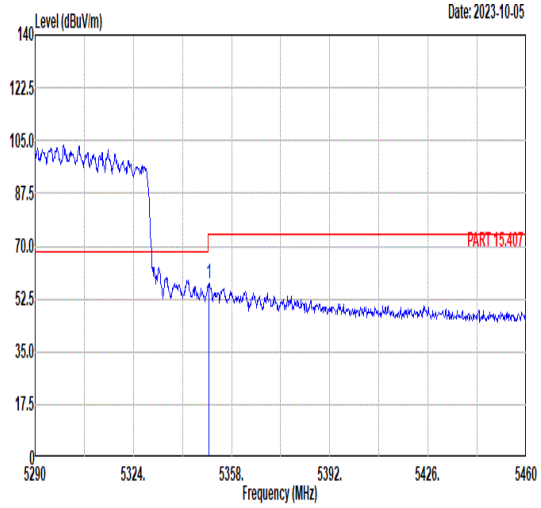 Freq Level Limit Line Margin Read Level Ant Factor Cable Loss Preamp Factor APos TPos Remark MHz dBuV/m dBuV/m dB dBuV dB/m dB dB cm deg 1 5350.18 57.59 74.00 -16.41 47.85 34.58 8.33 33.17 214 267 PEAK	Blank
Avg	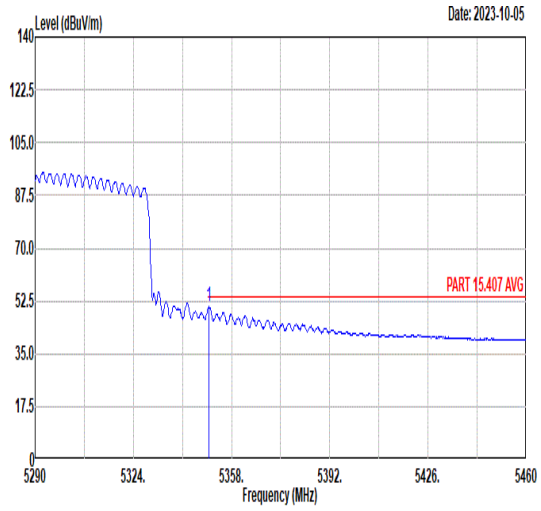 Freq Level Limit Line Margin Read Level Ant Factor Cable Loss Preamp Factor APos TPos Remark MHz dBuV/m dBuV/m dB dBuV dB/m dB dB cm deg 1 5350.18 50.52 54.00 -3.48 40.78 34.58 8.33 33.17 214 267 AVERAGE	Blank

Mode	27	
	Band Edge - L	
	U-NII-2A_5.25-5.35_802.11ax HE80_CH58_Full_5290MHz	
ANT	0+1	
Pol.	Vertical	Fundamental
Peak	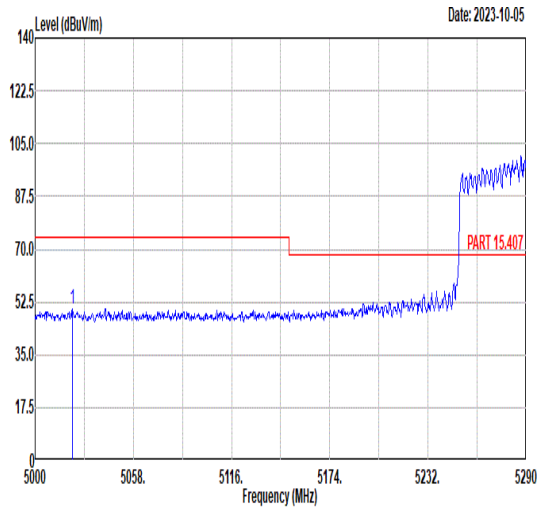 Freq Level Limit Line Margin Read Level Ant Factor Cable Loss Preamp Factor APos TPos Remark MHz dBuV/m dBuV/m dB dBuV dB/m dB dB cm deg 1 5022.04 50.40 74.00 -23.60 40.89 34.32 7.83 32.64 365 355 PEAK	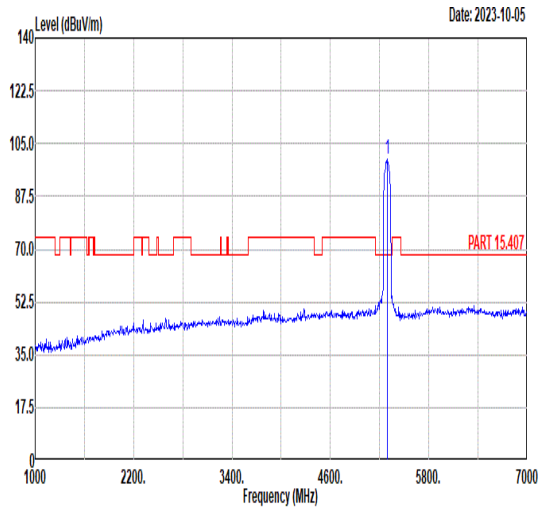 Freq Level Limit Line Margin Read Level Ant Factor Cable Loss Preamp Factor APos TPos Remark MHz dBuV/m dBuV/m dB dBuV dB/m dB dB cm deg 1 5290.00 100.06 ------ ------ 90.43 34.53 8.17 33.07 365 355 PEAK
Avg	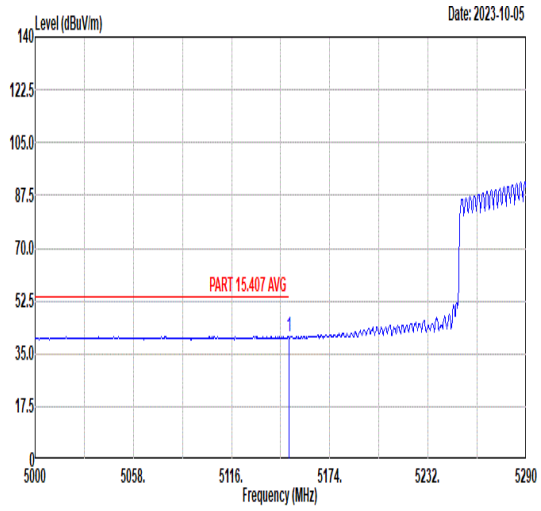 Freq Level Limit Line Margin Read Level Ant Factor Cable Loss Preamp Factor APos TPos Remark MHz dBuV/m dBuV/m dB dBuV dB/m dB dB cm deg 1 5149.93 40.67 54.00 -13.33 31.18 34.42 7.92 32.85 365 355 AVERAGE	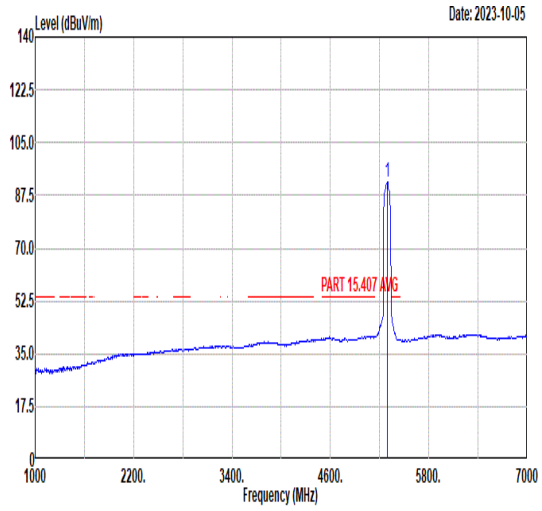 Freq Level Limit Line Margin Read Level Ant Factor Cable Loss Preamp Factor APos TPos Remark MHz dBuV/m dBuV/m dB dBuV dB/m dB dB cm deg 1 5290.00 92.16 ------ ------ 82.53 34.53 8.17 33.07 365 355 AVERAGE

Mode	27	
	Band Edge - R	
	U-NII-2A_5.25-5.35_802.11ax HE80_CH58_Full_5290MHz	
ANT	0+1	
Pol.	Vertical	Fundamental
Peak	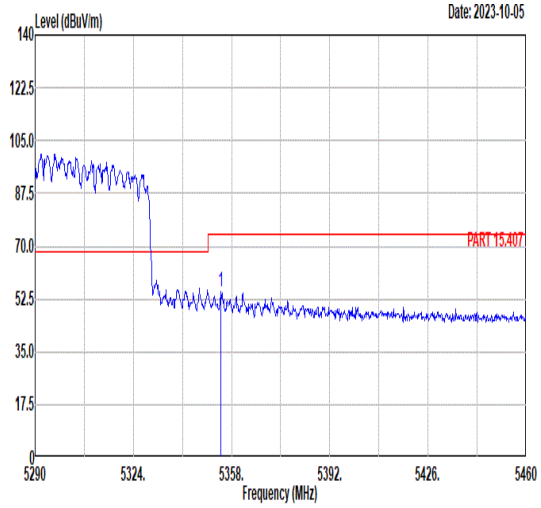 Freq Level Limit Line Margin Read Level Ant Factor Cable Loss Preamp Factor APos TPos Remark MHz dBuV/m dBuV/m dB dBuV dB/m dB dB cm deg 1 5354.26 54.91 74.00 -19.09 45.17 34.58 8.34 33.18 365 355 PEAK	Blank
Avg	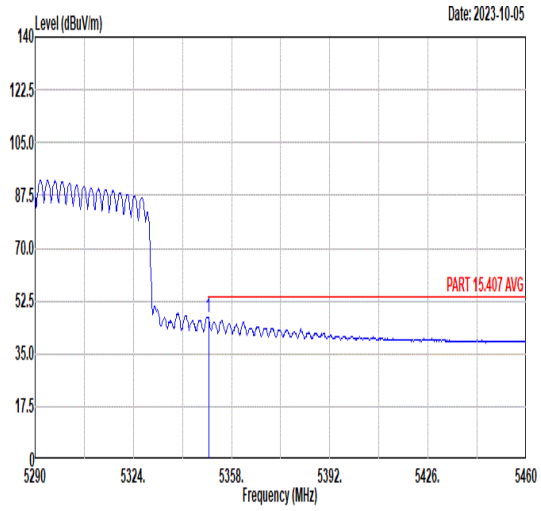 Freq Level Limit Line Margin Read Level Ant Factor Cable Loss Preamp Factor APos TPos Remark MHz dBuV/m dBuV/m dB dBuV dB/m dB dB cm deg 1 5350.01 46.77 54.00 -7.23 37.03 34.58 8.33 33.17 365 355 AVERAGE	Blank

Mode	27	
	Harmonic	
	U-NII-2A_5.25-5.35_802.11ax HE80_CH58_Full_5290MHz	
ANT	0+1	
Pol.	Horizontal	Vertical
Peak Avg	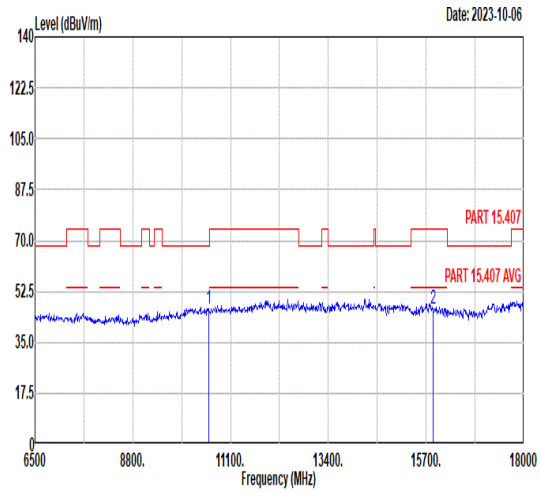 Freq Level Limit Line Margin Read Level Ant Factor Cable Loss Preamp Factor APos TPos Remark MHz dBuV/m dBuV/m dB dBuV dB/m dB dB cm deg 1 10580.00 46.51 68.30 -21.79 56.62 37.76 10.89 58.76 -- -- Peak 2 15870.00 46.50 74.00 -27.50 52.40 40.66 12.71 59.27 -- -- Peak	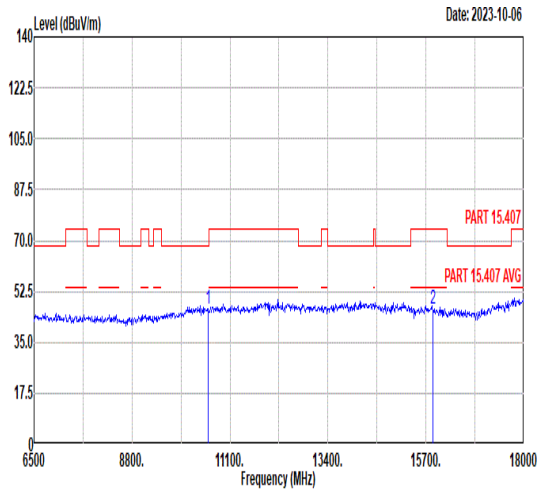 Freq Level Limit Line Margin Read Level Ant Factor Cable Loss Preamp Factor APos TPos Remark MHz dBuV/m dBuV/m dB dBuV dB/m dB dB cm deg 1 10580.00 46.61 68.30 -21.69 56.72 37.76 10.89 58.76 -- -- Peak 2 15870.00 46.34 74.00 -27.66 52.24 40.66 12.71 59.27 -- -- Peak

Mode	28	
	Band Edge - L	
	U-NII-2A_5.25-5.35_802.11ax HE80_CH58_Partial_RU 484/66_5290MHz	
ANT	0+1	
Pol.	Horizontal	Fundamental
Peak	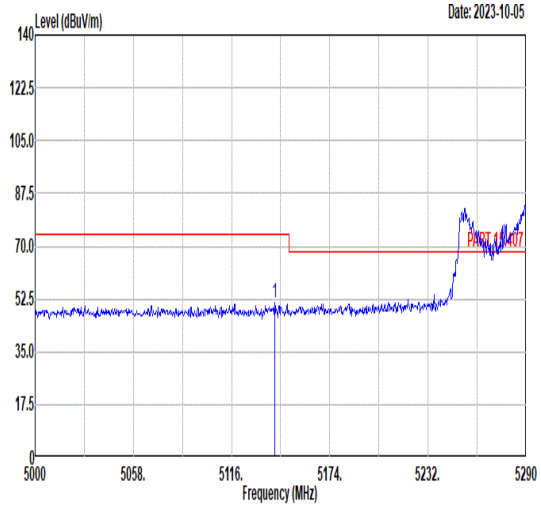 Freq Level Limit Line Margin Read Level Ant Factor Cable Loss Preamp Factor APos TPos Remark MHz dBuV/m dBuV/m dB dBuV dB/m dB dB cm deg 1 5141.52 51.07 74.00 -22.93 41.58 34.41 7.91 32.83 213 265 PEAK	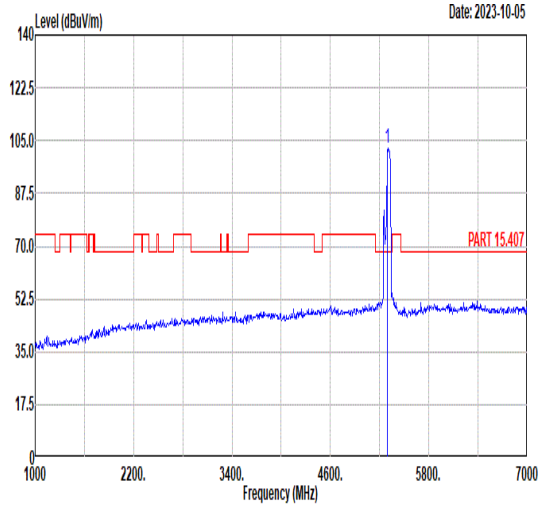 Freq Level Limit Line Margin Read Level Ant Factor Cable Loss Preamp Factor APos TPos Remark MHz dBuV/m dBuV/m dB dBuV dB/m dB dB cm deg 1 5290.00 102.38 ------ ------ 92.73 34.54 8.20 33.09 213 265 PEAK
Avg	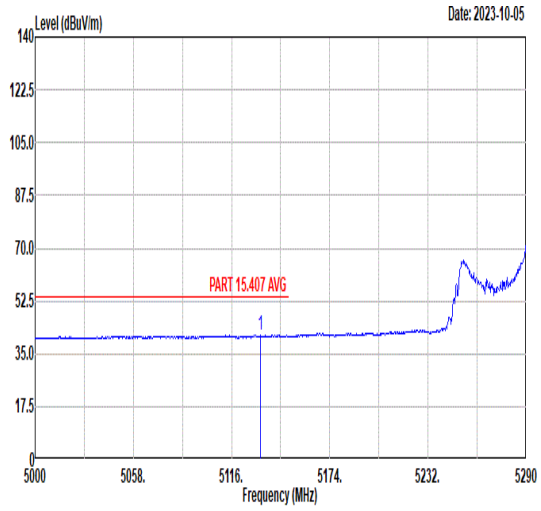 Freq Level Limit Line Margin Read Level Ant Factor Cable Loss Preamp Factor APos TPos Remark MHz dBuV/m dBuV/m dB dBuV dB/m dB dB cm deg 1 5133.11 41.12 54.00 -12.88 31.62 34.41 7.91 32.82 213 265 AVERAGE	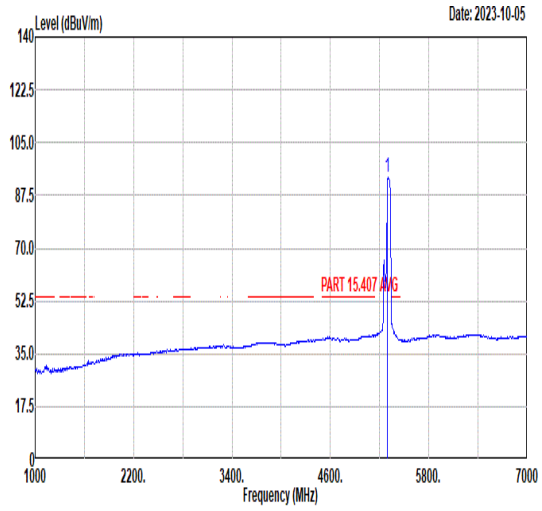 Freq Level Limit Line Margin Read Level Ant Factor Cable Loss Preamp Factor APos TPos Remark MHz dBuV/m dBuV/m dB dBuV dB/m dB dB cm deg 1 5290.00 93.44 ------ ------ 83.79 34.54 8.20 33.09 213 265 AVERAGE

Mode	28	
	Band Edge - R	
	U-NII-2A_5.25-5.35_802.11ax HE80_CH58_Partial_RU 484/66_5290MHz	
ANT	0+1	
Pol.	Horizontal	Fundamental
Peak	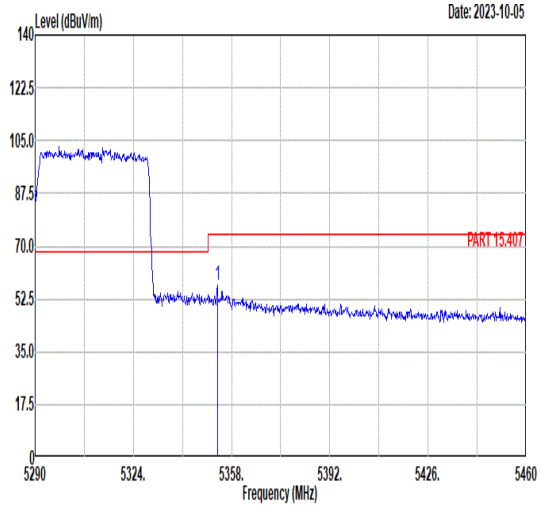 Freq Level Limit Line Margin Read Level Ant Factor Cable Loss Preamp Factor APos TPos Remark MHz dBuV/m dBuV/m dB dBuV dB/m dB dB cm deg 1 5353.07 56.88 74.00 -17.12 47.14 34.58 8.34 33.18 213 265 PEAK	Blank
Avg	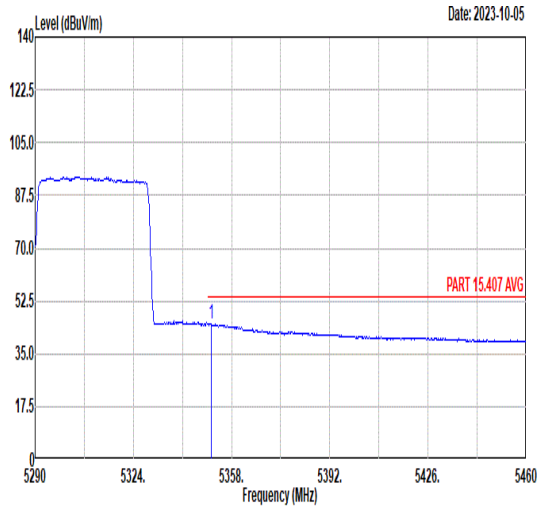 Freq Level Limit Line Margin Read Level Ant Factor Cable Loss Preamp Factor APos TPos Remark MHz dBuV/m dBuV/m dB dBuV dB/m dB dB cm deg 1 5351.03 45.15 54.00 -8.85 35.41 34.58 8.33 33.17 213 265 AVERAGE	Blank

Mode	28	
	Band Edge - L	
	U-NII-2A_5.25-5.35_802.11ax HE80_CH58_Partial_RU 484/66_5290MHz	
ANT	0+1	
Pol.	Vertical	Fundamental
Peak	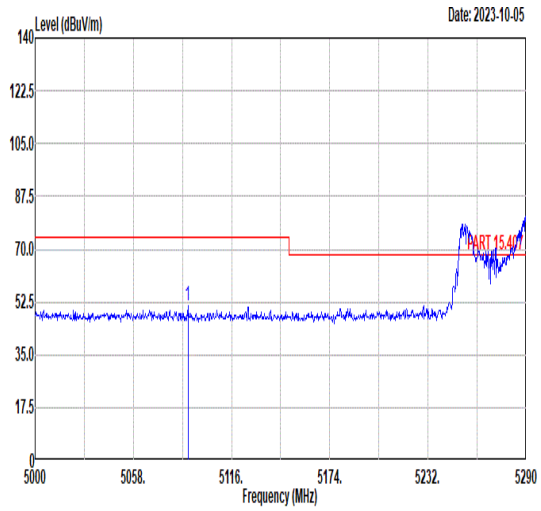 Freq Level Limit Line Margin Read Level Ant Factor Cable Loss Preamp Factor APos TPos Remark MHz dBuV/m dBuV/m dB dBuV dB/m dB dB cm deg 1 5090.19 51.09 74.00 -22.91 41.59 34.37 7.88 32.75 360 353 PEAK	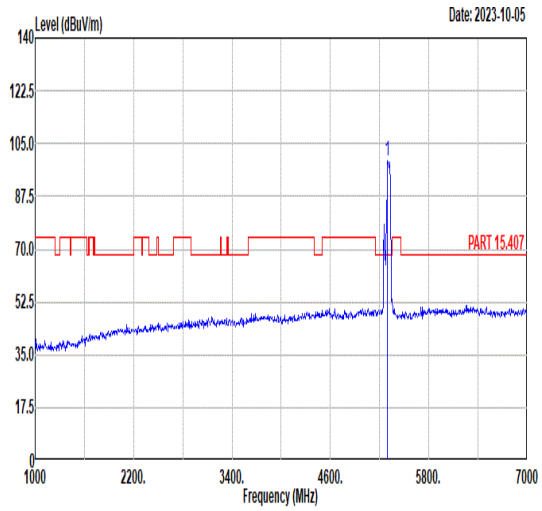 Freq Level Limit Line Margin Read Level Ant Factor Cable Loss Preamp Factor APos TPos Remark MHz dBuV/m dBuV/m dB dBuV dB/m dB dB cm deg 1 5290.00 99.28 ------ ------ 89.64 34.54 8.18 33.08 360 353 PEAK
Avg	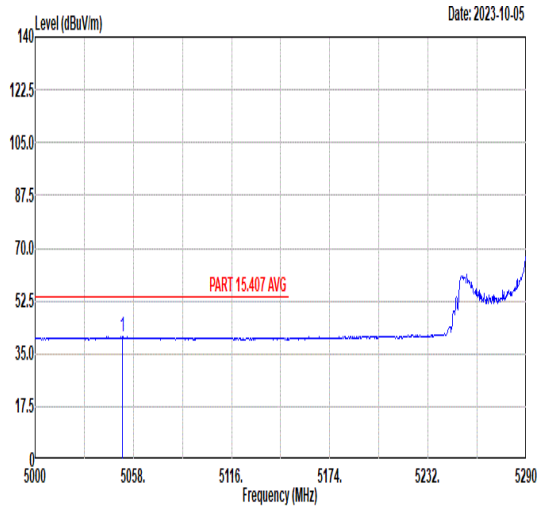 Freq Level Limit Line Margin Read Level Ant Factor Cable Loss Preamp Factor APos TPos Remark MHz dBuV/m dBuV/m dB dBuV dB/m dB dB cm deg 1 5051.62 40.63 54.00 -13.37 31.13 34.34 7.85 32.69 360 353 AVERAGE	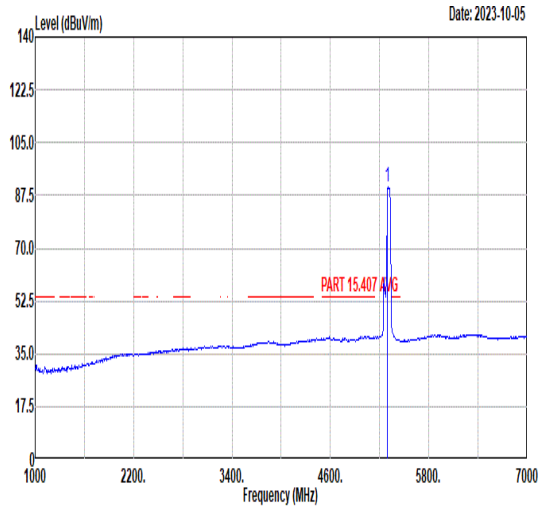 Freq Level Limit Line Margin Read Level Ant Factor Cable Loss Preamp Factor APos TPos Remark MHz dBuV/m dBuV/m dB dBuV dB/m dB dB cm deg 1 5290.00 90.11 ------ ------ 80.44 34.55 8.22 33.10 360 353 AVERAGE

Mode	28	
	Band Edge - R	
	U-NII-2A_5.25-5.35_802.11ax HE80_CH58_Partial_RU 484/66_5290MHz	
ANT	0+1	
Pol.	Vertical	Fundamental
Peak	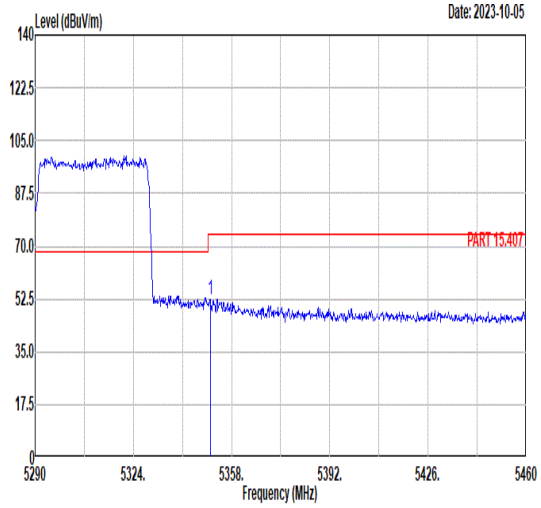 Freq Level Limit Line Margin Read Level Ant Factor Cable Loss Preamp Factor APos TPos Remark MHz dBuV/m dBuV/m dB dBuV dB/m dB dB cm deg 1 5350.69 52.34 74.00 -21.66 42.60 34.58 8.33 33.17 360 353 PEAK	Blank
Avg	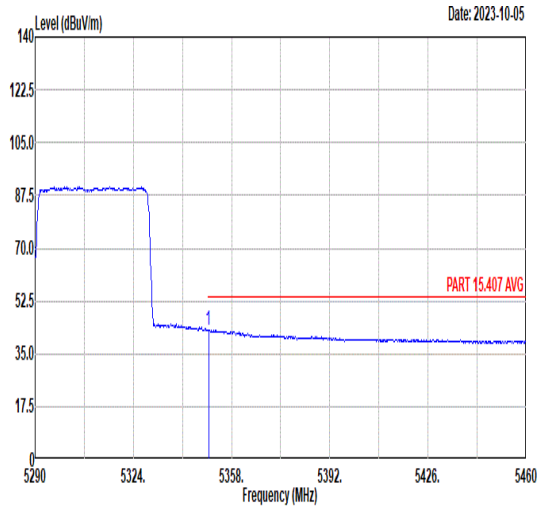 Freq Level Limit Line Margin Read Level Ant Factor Cable Loss Preamp Factor APos TPos Remark MHz dBuV/m dBuV/m dB dBuV dB/m dB dB cm deg 1 5350.01 43.01 54.00 -10.99 33.27 34.58 8.33 33.17 360 353 AVERAGE	Blank

Mode	29	
	Band Edge	
	U-NII-2C_5.47-5.725_802.11a_CH100_5500MHz	
ANT	0+1	
Pol.	Horizontal	Fundamental
Peak	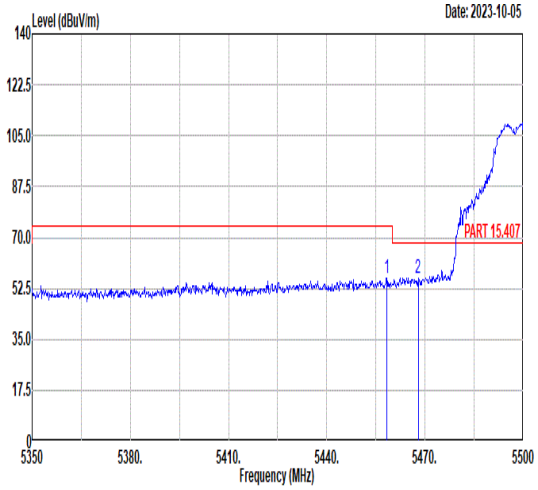 Freq Level Limit Line Margin Read Level Ant Factor Cable Loss Preamp Factor APos TPos Remark MHz dBuV/m dBuV/m dB dBuV dB/m dB dB cm deg 1 5458.30 56.26 74.00 -17.74 46.54 34.66 8.41 33.35 166 295 PEAK 2 5467.90 56.18 68.30 -12.12 46.47 34.67 8.40 33.36 166 295 PEAK	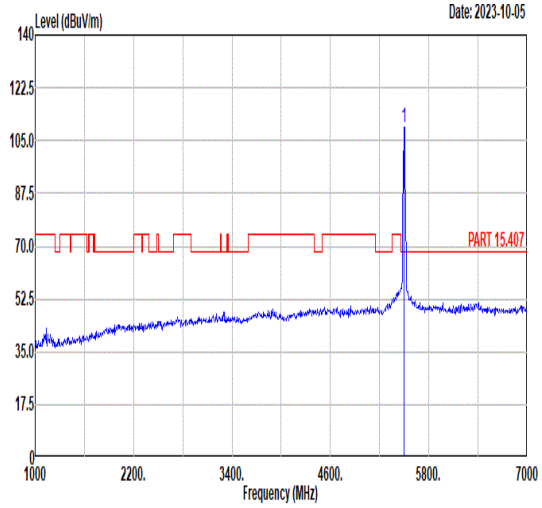 Freq Level Limit Line Margin Read Level Ant Factor Cable Loss Preamp Factor APos TPos Remark MHz dBuV/m dBuV/m dB dBuV dB/m dB dB cm deg 1 5500.00 109.52 ------ ------ 99.86 34.70 8.36 33.40 166 295 PEAK
Avg	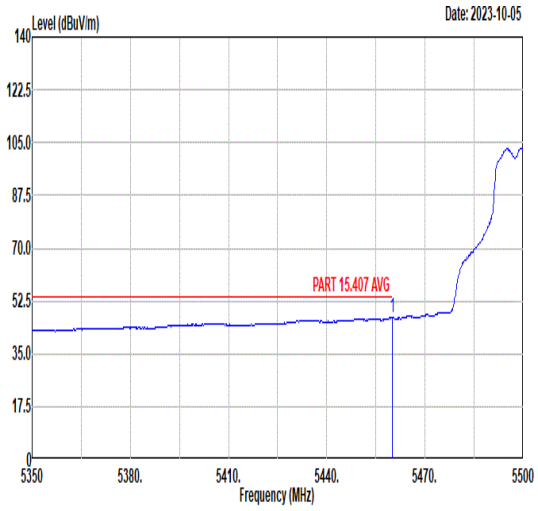 Freq Level Limit Line Margin Read Level Ant Factor Cable Loss Preamp Factor APos TPos Remark MHz dBuV/m dBuV/m dB dBuV dB/m dB dB cm deg 1 5459.95 46.90 54.00 -7.10 37.18 34.66 8.41 33.35 166 295 AVERAGE	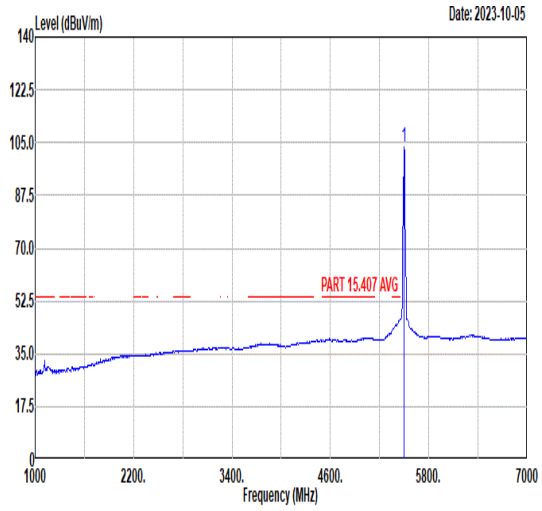 Freq Level Limit Line Margin Read Level Ant Factor Cable Loss Preamp Factor APos TPos Remark MHz dBuV/m dBuV/m dB dBuV dB/m dB dB cm deg 1 5500.00 103.41 ------ ------ 93.75 34.70 8.36 33.40 166 295 AVERAGE

Mode	29	
	Band Edge	
	U-NII-2C_5.47-5.725_802.11a_CH100_5500MHz	
ANT	0+1	
Pol.	Vertical	Fundamental
Peak	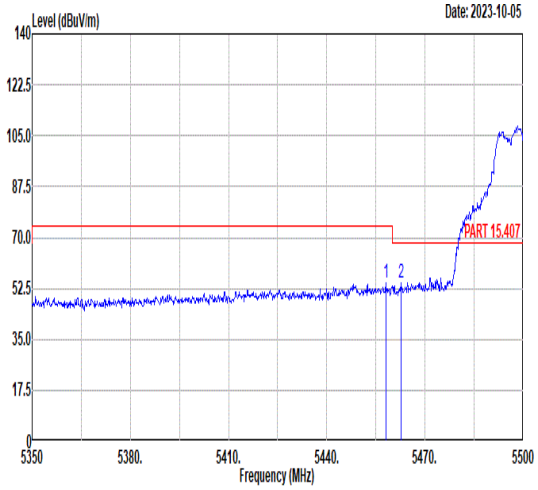 Freq Level Limit Line Margin Read Level Ant Factor Cable Loss Preamp Factor APos TPos Remark 1 5458.00 54.17 74.00 -19.83 44.44 34.66 8.41 33.34 100 161 PEAK 2 5462.80 54.55 68.30 -13.75 44.82 34.67 8.41 33.35 100 161 PEAK	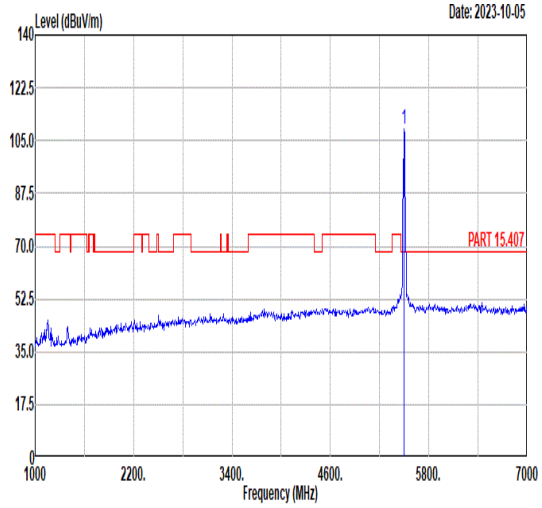 Freq Level Limit Line Margin Read Level Ant Factor Cable Loss Preamp Factor APos TPos Remark 1 5500.00 109.03 ------ ------ 99.37 34.70 8.36 33.40 100 161 PEAK
Avg	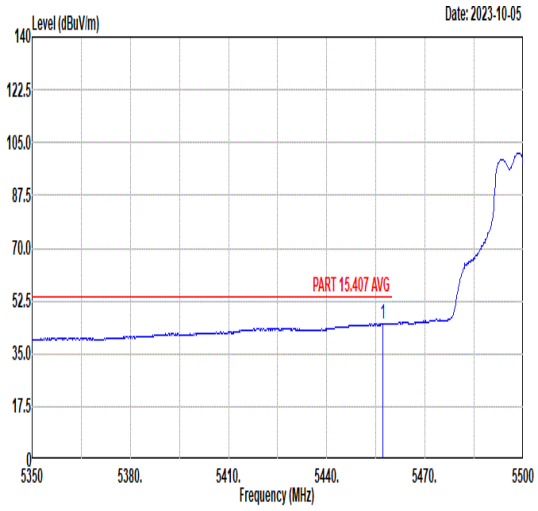 Freq Level Limit Line Margin Read Level Ant Factor Cable Loss Preamp Factor APos TPos Remark 1 5457.10 45.01 54.00 -8.99 35.28 34.66 8.41 33.34 100 161 AVERAGE	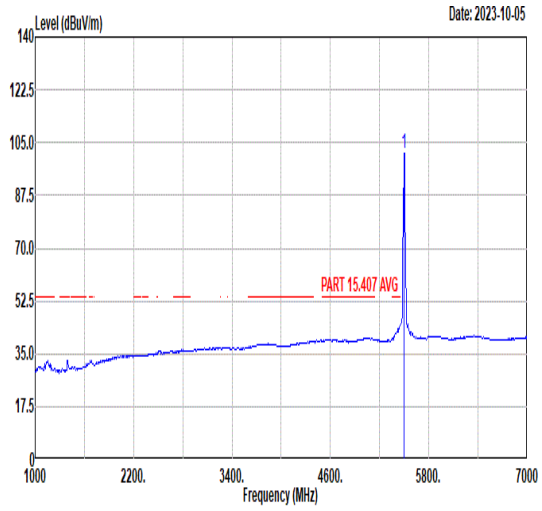 Freq Level Limit Line Margin Read Level Ant Factor Cable Loss Preamp Factor APos TPos Remark 1 5500.00 101.27 ------ ------ 91.61 34.70 8.36 33.40 100 161 AVERAGE

Mode	29	
	Harmonic	
	U-NII-2C_5.47-5.725_802.11a_CH100_5500MHz	
ANT	0+1	
Pol.	Horizontal	Vertical
Peak Avg	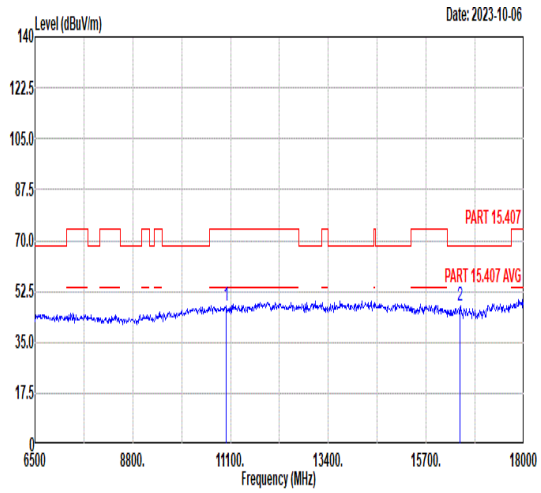 Freq Level Limit Line Margin Read Level Ant Factor Cable Loss Preamp Factor APos TPos Remark MHz dBuV/m dBuV/m dB dBuV dB/m dB dB cm deg 1 11000.00 47.43 74.00 -26.57 56.42 38.10 11.21 58.30 -- -- Peak 2 16500.00 47.37 68.30 -20.93 52.36 40.95 12.91 58.85 -- -- Peak	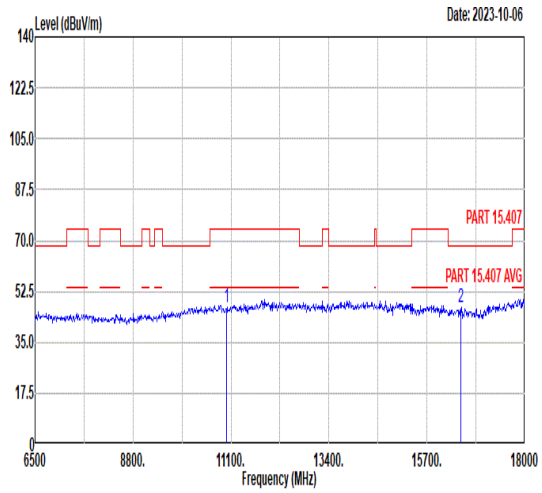 Freq Level Limit Line Margin Read Level Ant Factor Cable Loss Preamp Factor APos TPos Remark MHz dBuV/m dBuV/m dB dBuV dB/m dB dB cm deg 1 11000.00 47.00 74.00 -27.00 55.99 38.10 11.21 58.30 -- -- Peak 2 16500.00 47.04 68.30 -21.26 52.03 40.95 12.91 58.85 -- -- Peak

Mode	30	
	Band Edge - L	
	U-NII-2C_5.47-5.725_802.11a_CH116_5580MHz	
ANT	0+1	
Pol.	Horizontal	Fundamental
Peak	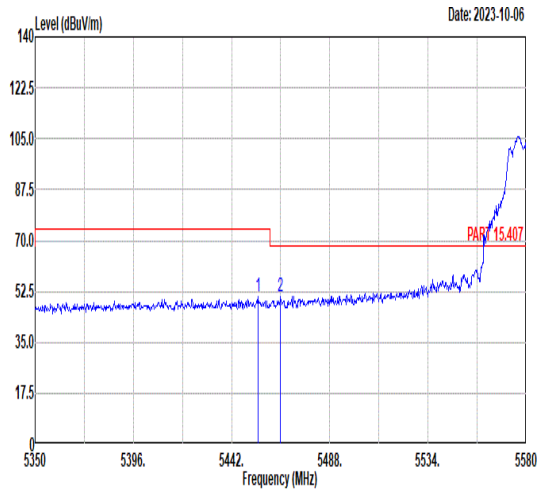 Freq Level Limit Line Margin Read Level Ant Factor Cable Loss Preamp Factor APos TPos Remark MHz dBuV/m dBuV/m dB dBuV dB/m dB dB cm deg 1 5454.42 50.53 74.00 -23.47 40.79 34.66 8.42 33.34 100 300 PEAK 2 5465.00 50.62 68.30 -17.68 40.91 34.67 8.40 33.36 100 300 PEAK	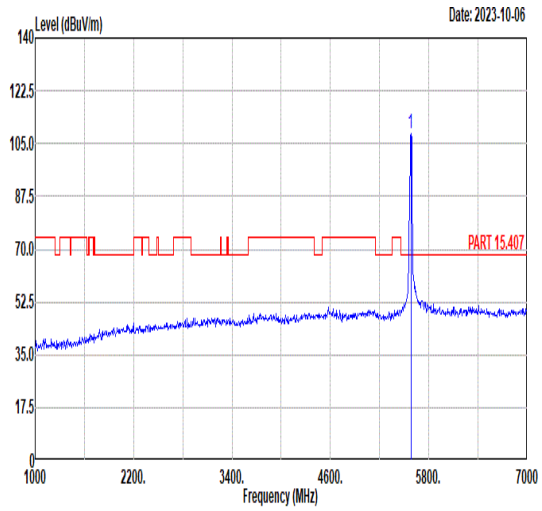 Freq Level Limit Line Margin Read Level Ant Factor Cable Loss Preamp Factor APos TPos Remark MHz dBuV/m dBuV/m dB dBuV dB/m dB dB cm deg 1 5580.00 108.51 ------ ------ 98.82 34.83 8.24 33.38 100 300 PEAK
Avg	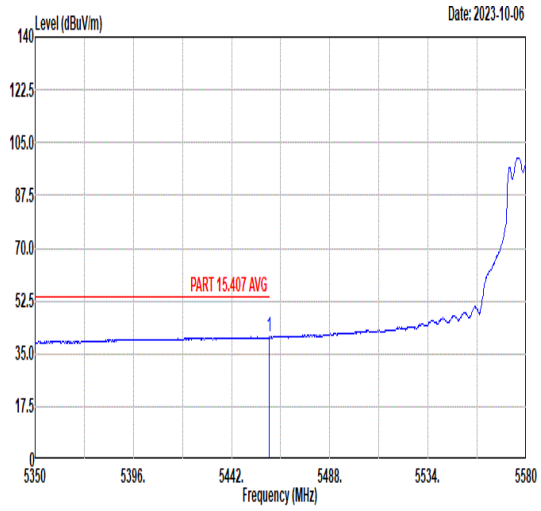 Freq Level Limit Line Margin Read Level Ant Factor Cable Loss Preamp Factor APos TPos Remark MHz dBuV/m dBuV/m dB dBuV dB/m dB dB cm deg 1 5459.48 40.49 54.00 -13.51 30.77 34.66 8.41 33.35 100 300 AVERAGE	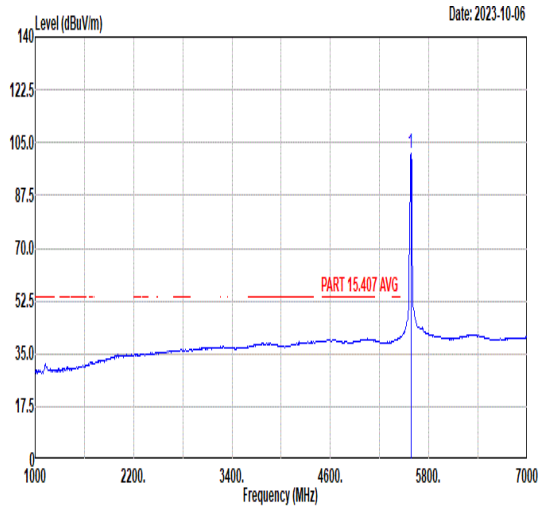 Freq Level Limit Line Margin Read Level Ant Factor Cable Loss Preamp Factor APos TPos Remark MHz dBuV/m dBuV/m dB dBuV dB/m dB dB cm deg 1 5580.00 101.45 ------ ------ 91.76 34.83 8.24 33.38 100 300 AVERAGE

Mode	30	
	Band Edge - R	
	U-NII-2C_5.47-5.725_802.11a_CH116_5580MHz	
ANT	0+1	
Pol.	Horizontal	Fundamental
Peak	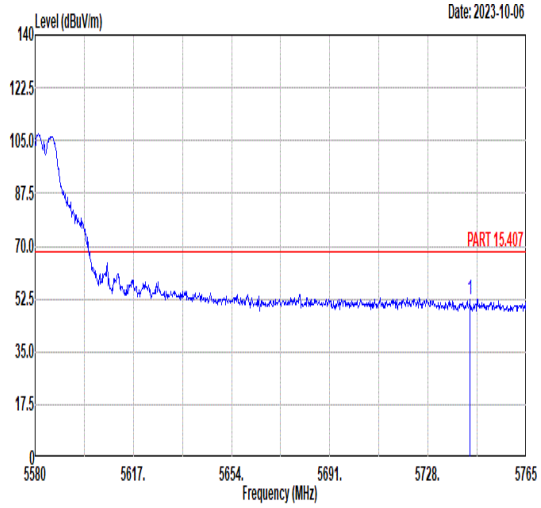 Freq Level Limit Line Margin Read Level Ant Factor Cable Loss Preamp Factor APos TPos Remark MHz dBuV/m dBuV/m dB dBuV dB/m dB dB cm deg 1 5743.91 52.39 68.30 -15.91 41.91 35.09 8.74 33.35 100 300 PEAK	Blank

Mode	30	
	Band Edge - L	
	U-NII-2C_5.47-5.725_802.11a_CH116_5580MHz	
ANT	0+1	
Pol.	Vertical	Fundamental
Peak	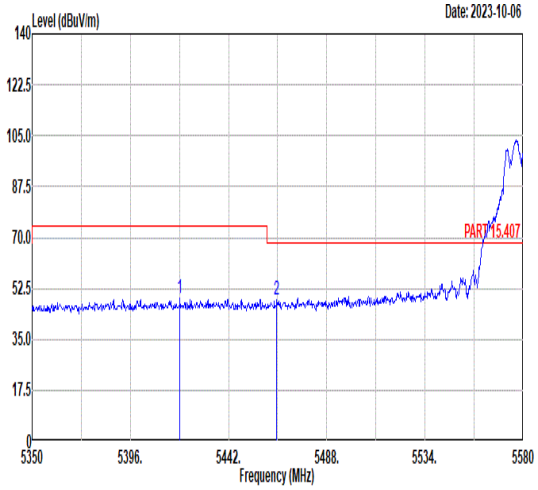 Freq Level Limit Line Margin Read Level Ant Factor Cable Loss Preamp Factor APos TPos Remark MHz dBuV/m dBuV/m dB dBuV dB/m dB dB cm deg 1 5419.23 49.21 74.00 -24.79 39.40 34.63 8.46 33.28 296 1 PEAK 2 5464.54 48.40 68.30 -19.90 38.69 34.67 8.40 33.36 296 1 PEAK	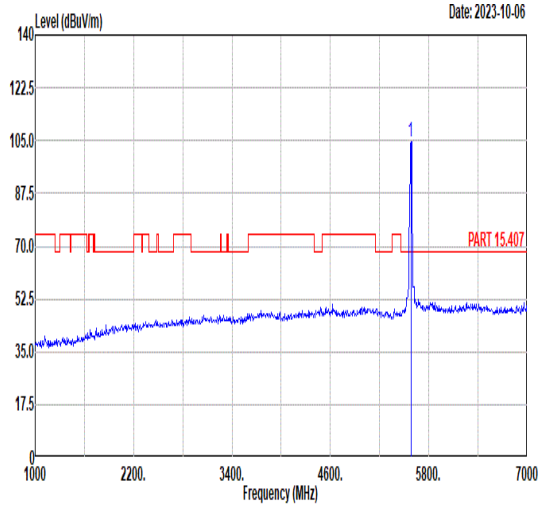 Freq Level Limit Line Margin Read Level Ant Factor Cable Loss Preamp Factor APos TPos Remark MHz dBuV/m dBuV/m dB dBuV dB/m dB dB cm deg 1 5580.00 104.73 ------ ------ 95.04 34.83 8.24 33.38 296 1 PEAK
Avg	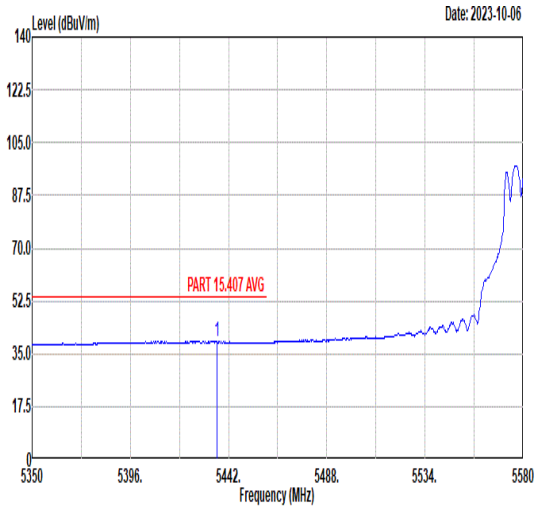 Freq Level Limit Line Margin Read Level Ant Factor Cable Loss Preamp Factor APos TPos Remark MHz dBuV/m dBuV/m dB dBuV dB/m dB dB cm deg 1 5436.48 39.03 54.00 -14.97 29.25 34.65 8.44 33.31 296 1 AVERAGE	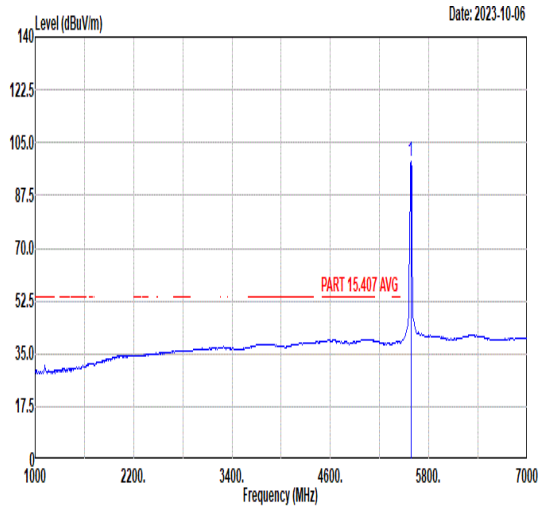 Freq Level Limit Line Margin Read Level Ant Factor Cable Loss Preamp Factor APos TPos Remark MHz dBuV/m dBuV/m dB dBuV dB/m dB dB cm deg 1 5580.00 98.63 ------ ------ 88.94 34.83 8.24 33.38 296 1 AVERAGE

Mode	30	
	Band Edge - R	
	U-NII-2C_5.47-5.725_802.11a_CH116_5580MHz	
ANT	0+1	
Pol.	Vertical	Fundamental
Peak	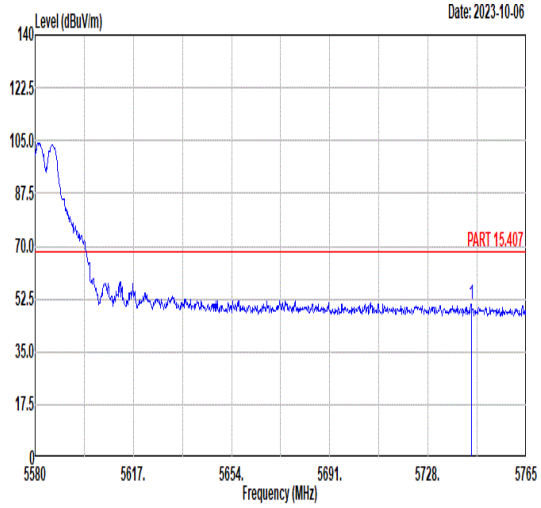 Freq Level Limit Line Margin Read Level Ant Factor Cable Loss Preamp Factor APos TPos Remark MHz dBuV/m dBuV/m dB dBuV dB/m dB dB cm deg 1 5744.28 50.93 68.30 -17.37 40.44 35.09 8.75 33.35 296 1 PEAK	Blank

Mode	30	
	Harmonic	
	U-NII-2C_5.47-5.725_802.11a_CH116_5580MHz	
ANT	0+1	
Pol.	Horizontal	Vertical
Peak Avg	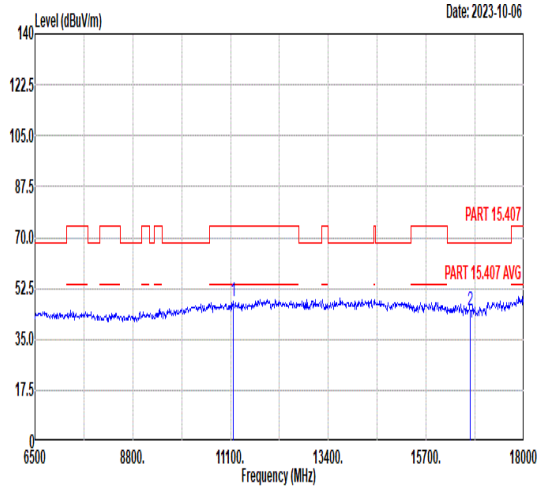 Freq Level Limit Line Margin Read Level Ant Factor Cable Loss Preamp Factor APos TPos Remark MHz dBuV/m dBuV/m dB dBuV dB/m dB dB cm deg 1 11160.00 47.88 74.00 -26.12 56.45 38.26 11.29 58.12 -- -- Peak 2 16740.00 44.93 68.30 -23.37 49.43 41.07 13.01 58.58 -- -- Peak	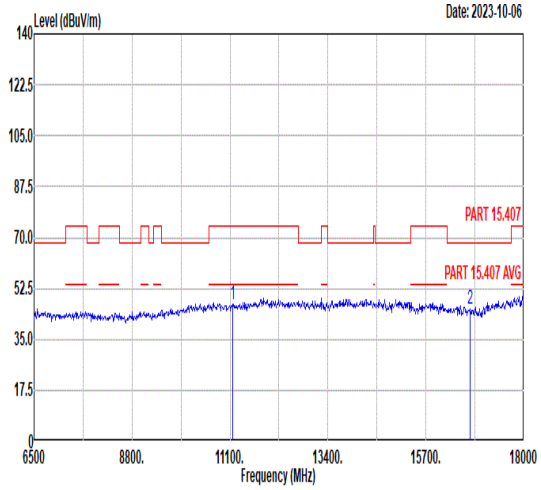 Freq Level Limit Line Margin Read Level Ant Factor Cable Loss Preamp Factor APos TPos Remark MHz dBuV/m dBuV/m dB dBuV dB/m dB dB cm deg 1 11160.00 47.25 74.00 -26.75 55.82 38.26 11.29 58.12 -- -- Peak 2 16740.00 45.33 68.30 -22.97 49.83 41.07 13.01 58.58 -- -- Peak

Mode	31	
	Band Edge	
	U-NII-2C_5.47-5.725_802.11a_CH140_5700MHz	
ANT	0+1	
Pol.	Horizontal	Fundamental
Peak	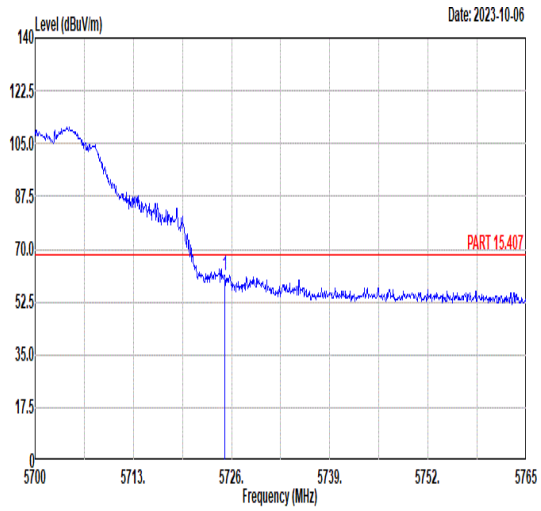 Freq Level Limit Line Margin Read Level Ant Factor Cable Loss Preamp Factor APos TPos Remark MHz dBuV/m dBuV/m dB dBuV dB/m dB dB cm deg 1 5725.09 61.51 68.30 -6.79 51.14 35.06 8.67 33.36 100 297 PEAK	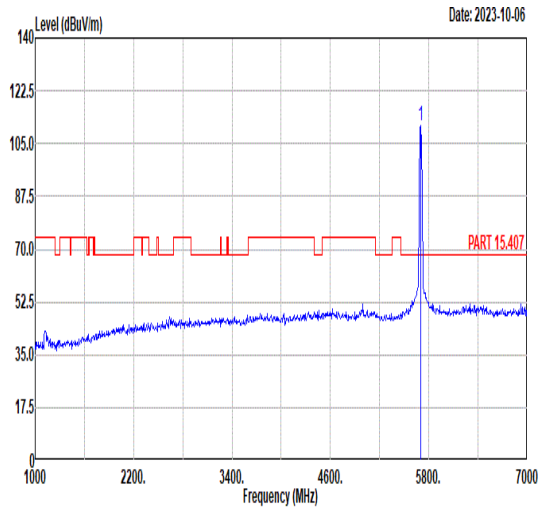 Freq Level Limit Line Margin Read Level Ant Factor Cable Loss Preamp Factor APos TPos Remark MHz dBuV/m dBuV/m dB dBuV dB/m dB dB cm deg 1 5700.00 111.06 ------ ------ 100.84 35.01 8.57 33.36 100 297 PEAK
Avg	Blank	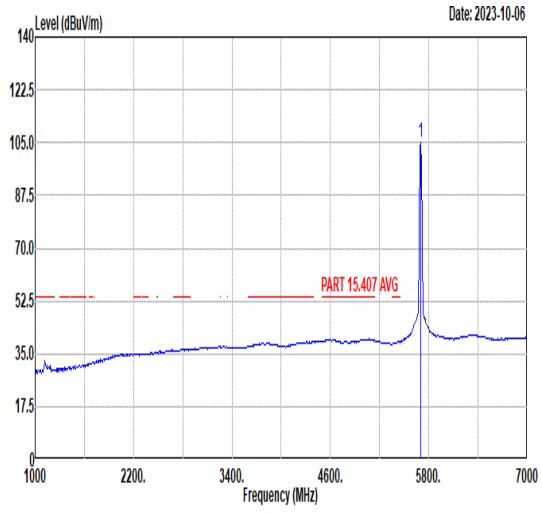 Freq Level Limit Line Margin Read Level Ant Factor Cable Loss Preamp Factor APos TPos Remark MHz dBuV/m dBuV/m dB dBuV dB/m dB dB cm deg 1 5700.00 105.15 ------ ------ 94.93 35.01 8.57 33.36 100 297 AVERAGE

Mode	31	
	Band Edge	
	U-NII-2C_5.47-5.725_802.11a_CH140_5700MHz	
ANT	0+1	
Pol.	Vertical	Fundamental
Peak	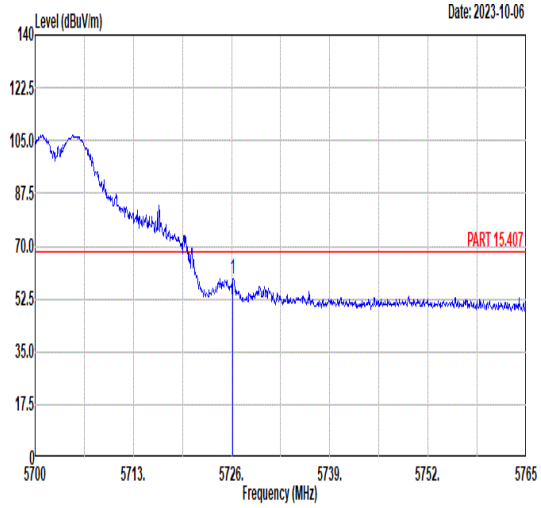 Freq Level Limit Line Margin Read Level Ant Factor Cable Loss Preamp Factor APos TPos Remark MHz dBuV/m dBuV/m dB dBuV dB/m dB dB cm deg 1 5726.20 59.32 68.30 -8.98 48.93 35.06 8.68 33.35 368 0 PEAK	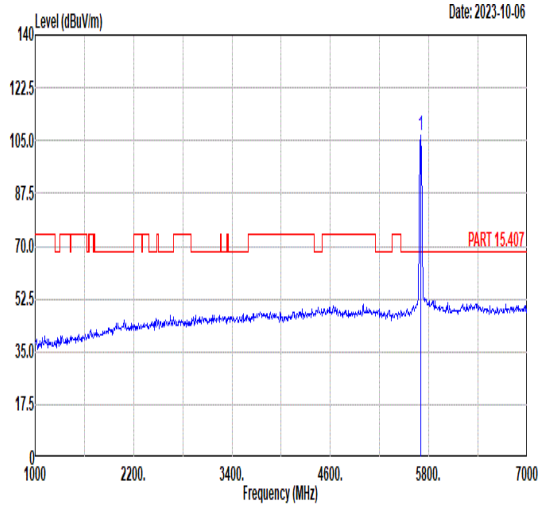 Freq Level Limit Line Margin Read Level Ant Factor Cable Loss Preamp Factor APos TPos Remark MHz dBuV/m dBuV/m dB dBuV dB/m dB dB cm deg 1 5700.00 106.62 ------ ------ 96.40 35.01 8.57 33.36 368 0 PEAK
Avg	Blank	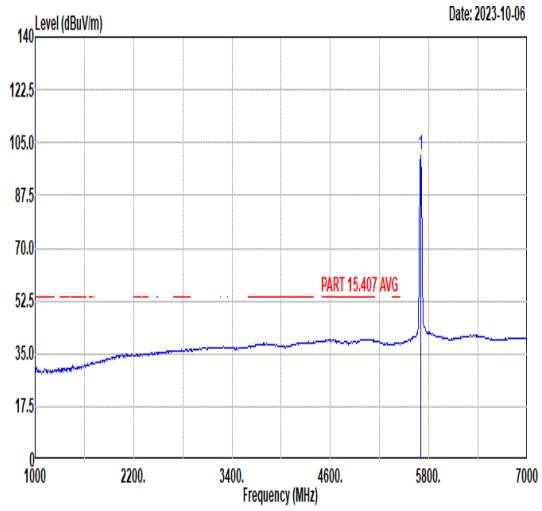 Freq Level Limit Line Margin Read Level Ant Factor Cable Loss Preamp Factor APos TPos Remark MHz dBuV/m dBuV/m dB dBuV dB/m dB dB cm deg 1 5700.00 100.80 ------ ------ 90.58 35.01 8.57 33.36 368 0 AVERAGE

Mode	31	
	Harmonic	
	U-NII-2C_5.47-5.725_802.11a_CH140_5700MHz	
ANT	0+1	
Pol.	Horizontal	Vertical
Peak Avg	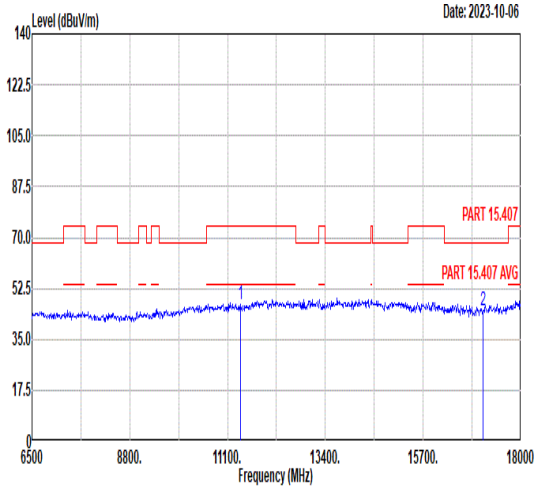 Freq Level Limit Line Margin Read Level Ant Factor Cable Loss Preamp Factor APos TPos Remark MHz dBuV/m dBuV/m dB dBuV dB/m dB dB cm deg 1 11400.00 46.85 74.00 -27.15 54.80 38.50 11.41 57.86 -- -- Peak 2 17100.00 45.11 68.30 -23.19 48.89 41.24 13.14 58.16 -- -- Peak	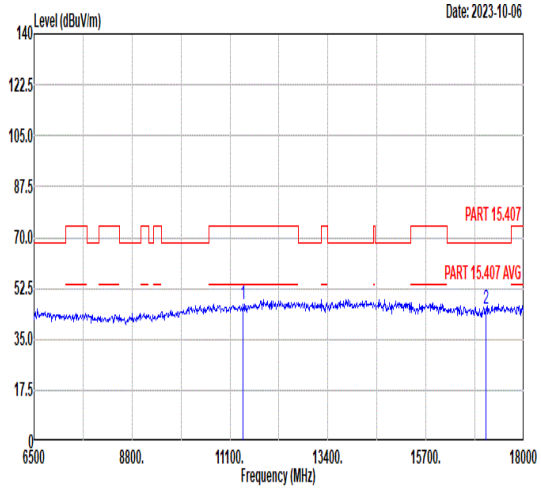 Freq Level Limit Line Margin Read Level Ant Factor Cable Loss Preamp Factor APos TPos Remark MHz dBuV/m dBuV/m dB dBuV dB/m dB dB cm deg 1 11400.00 47.12 74.00 -26.88 55.07 38.50 11.41 57.86 -- -- Peak 2 17100.00 45.48 68.30 -22.82 49.26 41.24 13.14 58.16 -- -- Peak

Mode	32	
	Band Edge	
	U-NII-2C_5.47-5.725_802.11a_CH144_5720MHz	
ANT	0+1	
Pol.	Horizontal	Fundamental
Peak	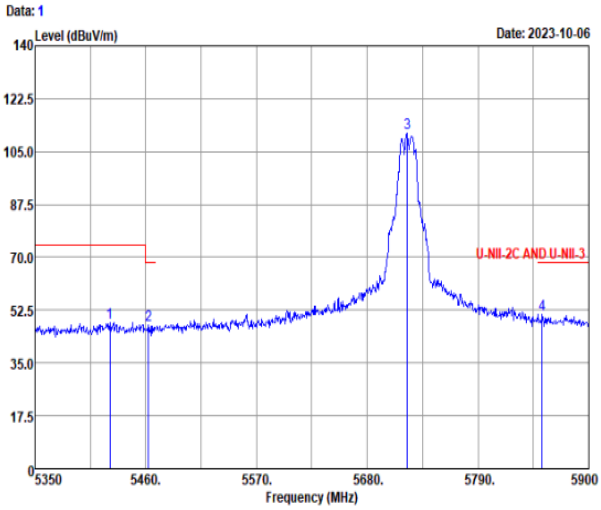 Over Limit Line ReadAntenna Cable Preamp A/Pos T/Pos Freq Level Limit Level Level Factor Loss Factor Remark MHz dBuV/m dB dBuV/m dBuV dB/m dB dB cm deg 1 5424.25 48.53 -25.47 74.00 38.49 34.83 8.48 33.27 100 301 Peak 2 5462.75 47.42 -20.88 68.30 37.48 34.87 8.43 33.36 100 301 Peak 3 5720.00 111.14 ------ ------ 100.81 35.03 8.65 33.35 100 301 Peak 4 5853.80 51.12 -17.18 68.30 40.44 35.12 8.89 33.33 100 301 Peak	Blank
Avg	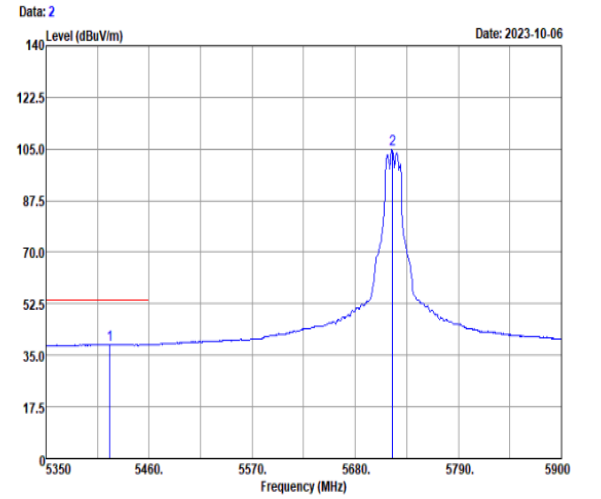 Over Limit Line ReadAntenna Cable Preamp A/Pos T/Pos Freq Level Limit Level Level Factor Loss Factor Remark MHz dBuV/m dB dBuV/m dBuV dB/m dB dB cm deg 1 5418.20 38.71 -15.29 54.00 28.67 34.83 8.48 33.27 100 301 Average 2 5720.00 104.72 ------ ------ 94.39 35.03 8.65 33.35 100 301 Average	Blank

Mode	32	
	Band Edge	
	U-NII-2C_5.47-5.725_802.11a_CH144_5720MHz	
ANT	0+1	
Pol.	Vertical	Fundamental
Peak	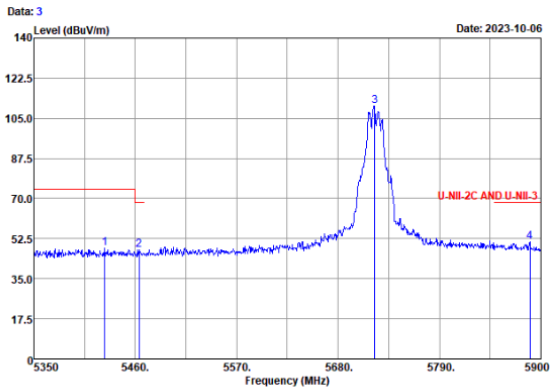 Freq Level Over Limit Limit Line ReadAntenna Level Cable Loss Preamp Factor A/Pos T/Pos Remark MHz dBuV/m dB dBuV/m dBuV dB/m dB dB cm deg 1 5427.00 48.37 -25.63 74.00 38.43 34.83 8.43 33.32 289 3 Peak 2 5464.40 47.59 -20.71 68.30 37.65 34.87 8.43 33.36 289 3 Peak 3 5720.00 110.56 ------ ------ 100.23 35.03 8.65 33.35 289 3 Peak 4 5887.90 51.10 -17.20 68.30 40.44 35.14 8.85 33.33 289 3 Peak	Blank
Avg	Blank 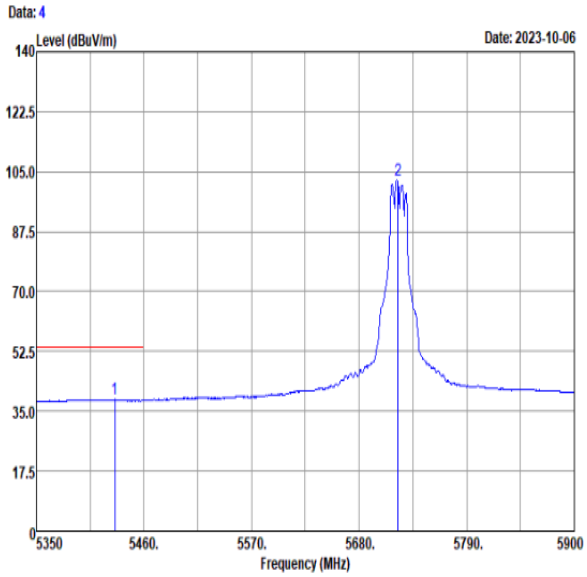 Freq Level Over Limit Limit Line ReadAntenna Level Cable Loss Preamp Factor A/Pos T/Pos Remark MHz dBuV/m dB dBuV/m dBuV dB/m dB dB cm deg 1 5430.30 38.53 -15.47 54.00 28.57 34.85 8.43 33.32 289 3 Average 2 5720.00 102.76 ------ ------ 92.43 35.03 8.65 33.35 289 3 Average	Blank

Mode	32	
	Harmonic	
	U-NII-2C_5.47-5.725_802.11a_CH144_5720MHz	
ANT	0+1	
Pol.	Horizontal	Vertical
Peak Avg	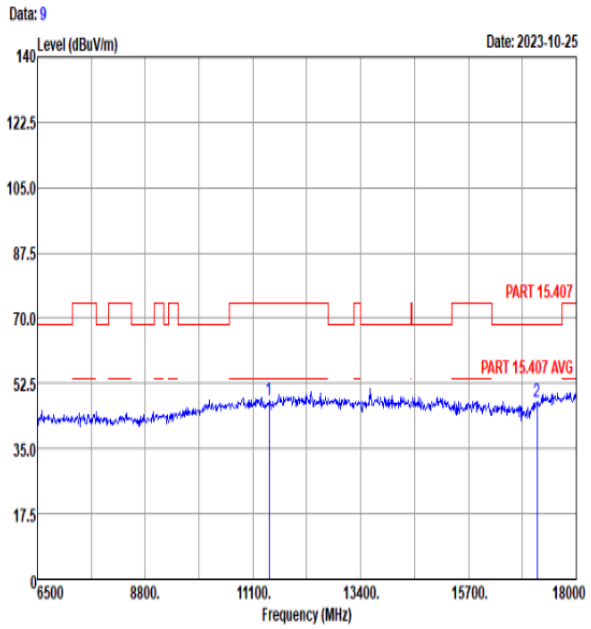 Freq Level Over Limit Limit Line ReadAntenna Level Factor Cable Loss Preamp Factor A/Pos T/Pos Remark MHz dBuV/m dB dBuV/m dBuV dB/m dB dB cm deg 1 11440.00 48.10 -25.90 74.00 56.72 37.77 11.43 57.82 --- --- Peak 2 17160.00 47.55 -20.75 68.30 52.29 40.17 13.15 58.06 --- --- Peak	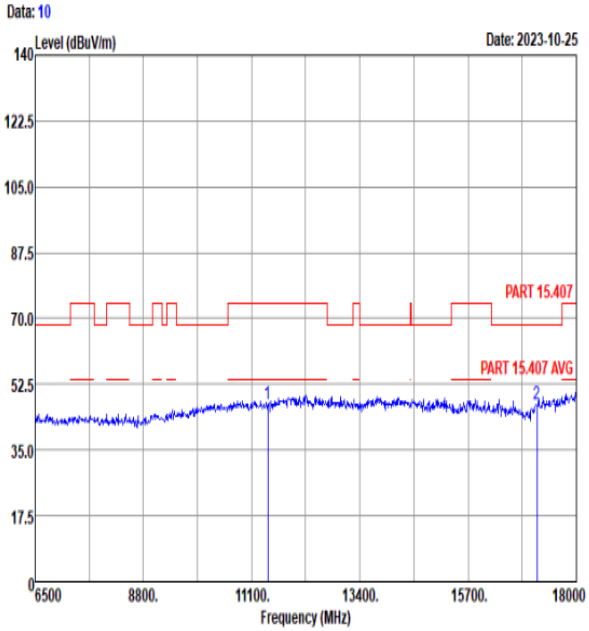 Freq Level Over Limit Limit Line ReadAntenna Level Factor Cable Loss Preamp Factor A/Pos T/Pos Remark MHz dBuV/m dB dBuV/m dBuV dB/m dB dB cm deg 1 11440.00 47.25 -26.75 74.00 55.87 37.77 11.43 57.82 --- --- Peak 2 17160.00 47.06 -21.24 68.30 51.80 40.17 13.15 58.06 --- --- Peak

Mode	33	
	Band Edge	
	U-NII-2C_5.47-5.725_802.11ax HE20_CH100_Full RU _5500MHz	
ANT	0+1	
Pol.	Horizontal	Fundamental
Peak	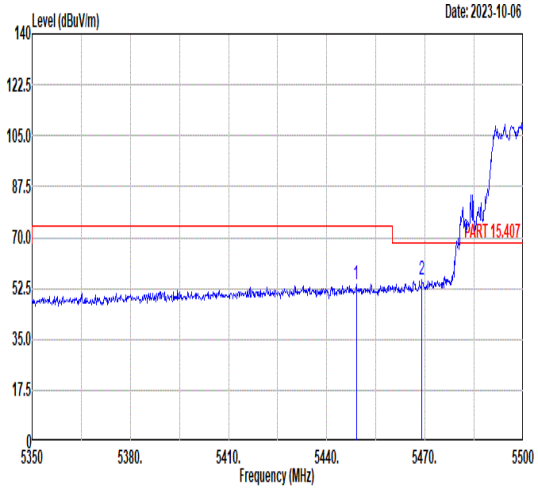 Freq Level Limit Line Margin Read Level Ant Factor Cable Loss Preamp Factor APos TPos Remark MHz dBuV/m dBuV/m dB dBuV dB/m dB dB cm deg 1 5449.00 53.75 74.00 -20.25 44.00 34.66 8.42 33.33 100 298 PEAK 2 5469.10 55.53 68.30 -12.77 45.82 34.67 8.40 33.36 100 298 PEAK	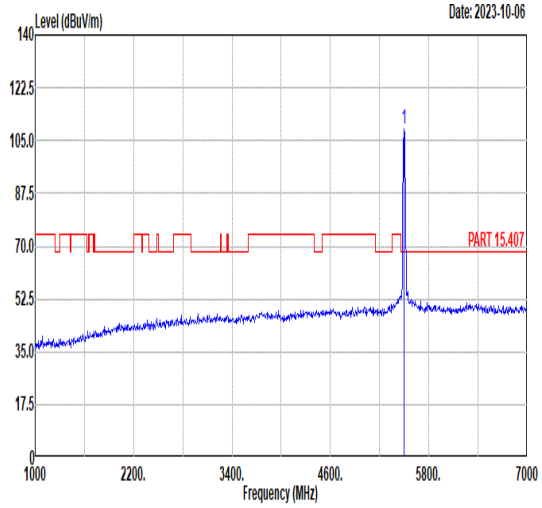 Freq Level Limit Line Margin Read Level Ant Factor Cable Loss Preamp Factor APos TPos Remark MHz dBuV/m dBuV/m dB dBuV dB/m dB dB cm deg 1 5500.00 108.97 ------ ------ 99.32 34.69 8.36 33.40 100 298 PEAK
Avg	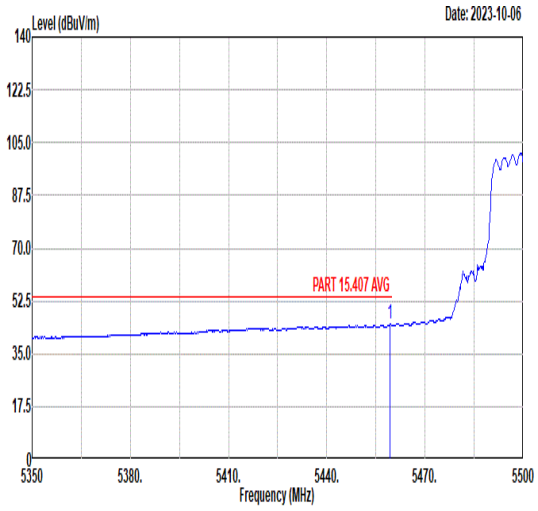 Freq Level Limit Line Margin Read Level Ant Factor Cable Loss Preamp Factor APos TPos Remark MHz dBuV/m dBuV/m dB dBuV dB/m dB dB cm deg 1 5459.35 44.68 54.00 -9.32 34.96 34.66 8.41 33.35 100 298 AVERAGE	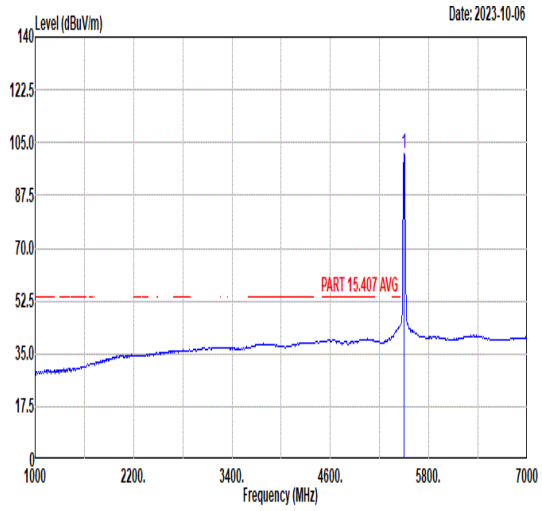 Freq Level Limit Line Margin Read Level Ant Factor Cable Loss Preamp Factor APos TPos Remark MHz dBuV/m dBuV/m dB dBuV dB/m dB dB cm deg 1 5500.00 101.38 ------ ------ 91.72 34.70 8.36 33.40 100 298 AVERAGE

Mode	33	
	Band Edge	
	U-NII-2C_5.47-5.725_802.11ax HE20_CH100_Full RU _5500MHz	
ANT	0+1	
Pol.	Vertical	Fundamental
Peak	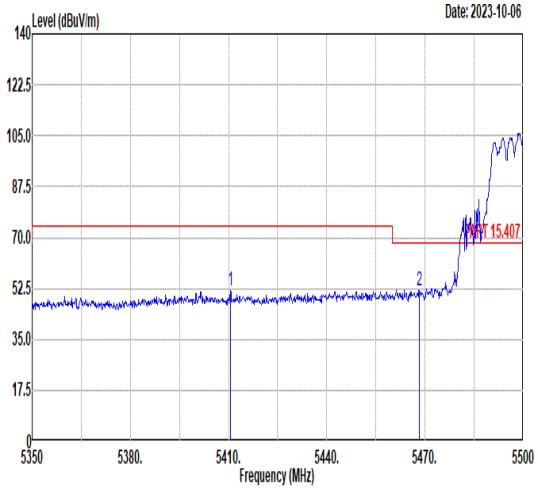 Freq Level Limit Line Margin Read Level Ant Factor Cable Loss Preamp Factor APos TPos Remark 1 5410.60 51.78 74.00 -22.22 41.94 34.63 8.48 33.27 281 5 PEAK 2 5468.20 51.99 68.30 -16.31 42.28 34.67 8.40 33.36 281 5 PEAK	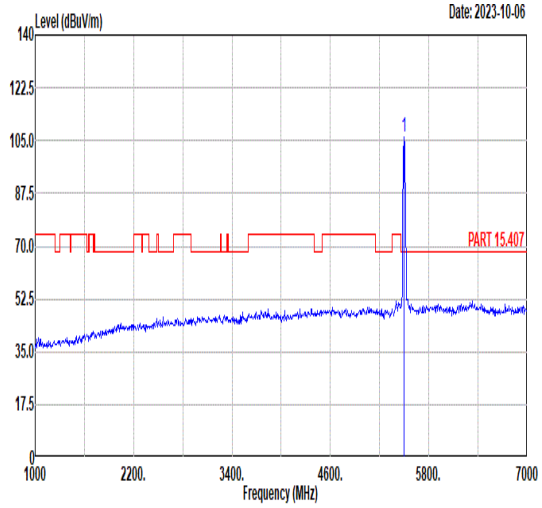 Freq Level Limit Line Margin Read Level Ant Factor Cable Loss Preamp Factor APos TPos Remark 1 5500.00 105.95 ------ ------ 96.29 34.70 8.36 33.40 281 5 PEAK
Avg	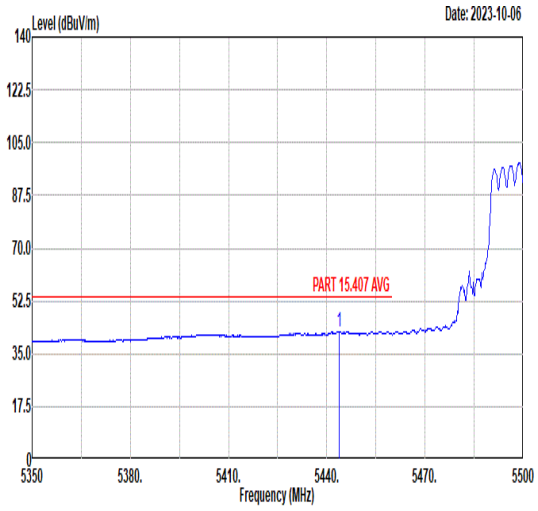 Freq Level Limit Line Margin Read Level Ant Factor Cable Loss Preamp Factor APos TPos Remark 1 5443.75 42.49 54.00 -11.51 32.73 34.65 8.43 33.32 281 5 AVERAGE	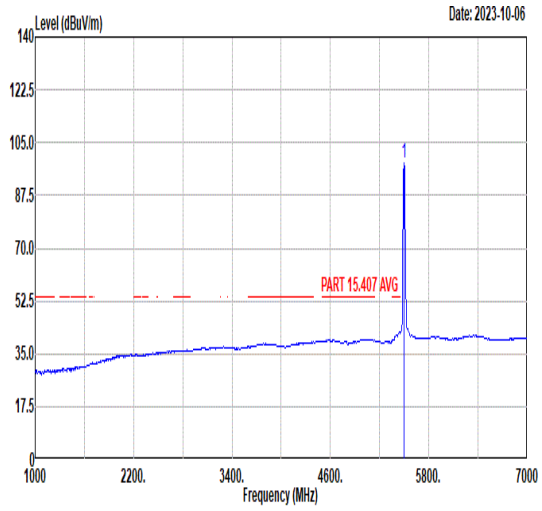 Freq Level Limit Line Margin Read Level Ant Factor Cable Loss Preamp Factor APos TPos Remark 1 5500.00 98.18 ------ ------ 88.52 34.70 8.36 33.40 281 5 AVERAGE

Mode	33	
	Harmonic	
	U-NII-2C_5.47-5.725_802.11ax HE20_CH100_Full RU _5500MHz	
ANT	0+1	
Pol.	Horizontal	Vertical
Peak Avg	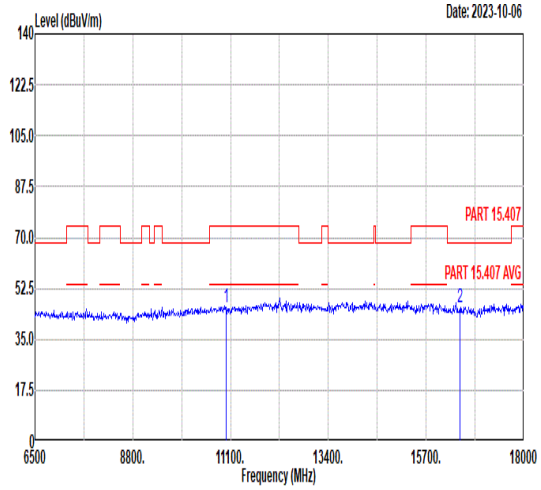 Freq Level Limit Line Margin Read Level Ant Factor Cable Loss Preamp Factor APos TPos Remark MHz dBuV/m dBuV/m dB dBuV dB/m dB dB cm deg 1 11000.00 45.99 74.00 -28.01 54.98 38.10 11.21 58.30 -- -- Peak 2 16500.00 45.70 68.30 -22.60 50.69 40.95 12.91 58.85 -- -- Peak	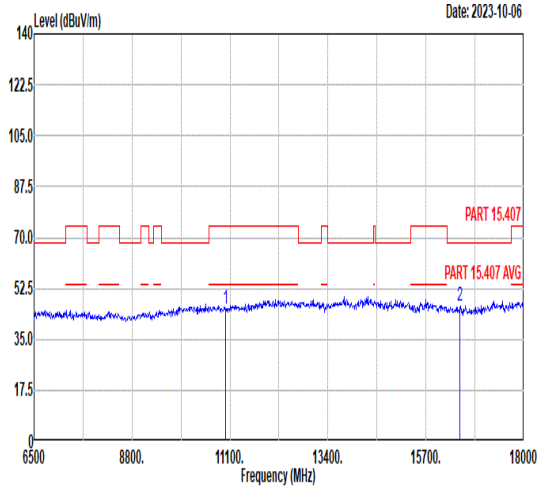 Freq Level Limit Line Margin Read Level Ant Factor Cable Loss Preamp Factor APos TPos Remark MHz dBuV/m dBuV/m dB dBuV dB/m dB dB cm deg 1 11000.00 45.69 74.00 -28.31 54.68 38.10 11.21 58.30 -- -- Peak 2 16500.00 46.28 68.30 -22.02 51.27 40.95 12.91 58.85 -- -- Peak

Mode	34	
	Band Edge	
	U-NII-2C_5.47-5.725_802.11ax HE20_CH100_Partial_RU 26/0_5500MHz	
ANT	0+1	
Pol.	Horizontal	Fundamental
Peak	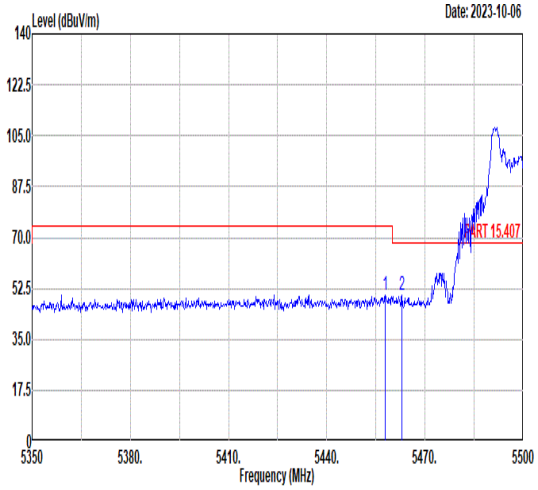 Freq Level Limit Line Margin Read Level Ant Factor Cable Loss Preamp Factor APos TPos Remark MHz dBuV/m dBuV/m dB dBuV dB/m dB dB cm deg 1 5457.85 50.39 74.00 -23.61 40.66 34.66 8.41 33.34 100 297 PEAK 2 5462.95 49.97 68.30 -18.33 40.24 34.67 8.41 33.35 100 297 PEAK	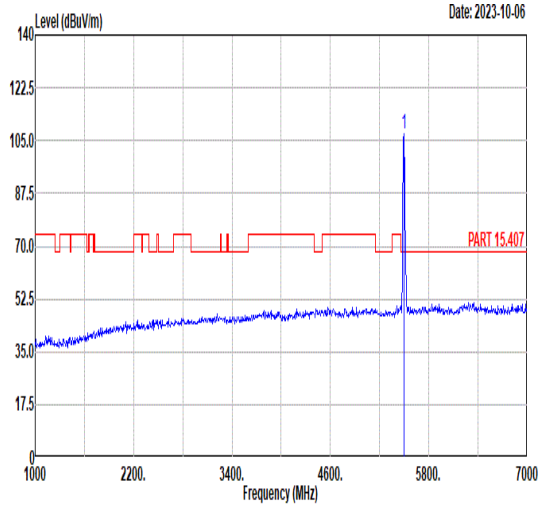 Freq Level Limit Line Margin Read Level Ant Factor Cable Loss Preamp Factor APos TPos Remark MHz dBuV/m dBuV/m dB dBuV dB/m dB dB cm deg 1 5500.00 107.47 ------ ------ 97.82 34.69 8.36 33.40 100 297 PEAK
Avg	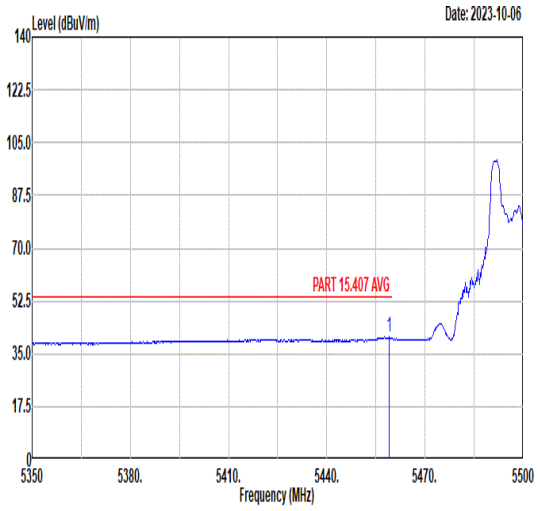 Freq Level Limit Line Margin Read Level Ant Factor Cable Loss Preamp Factor APos TPos Remark MHz dBuV/m dBuV/m dB dBuV dB/m dB dB cm deg 1 5459.05 40.47 54.00 -13.53 30.75 34.66 8.41 33.35 100 297 AVERAGE	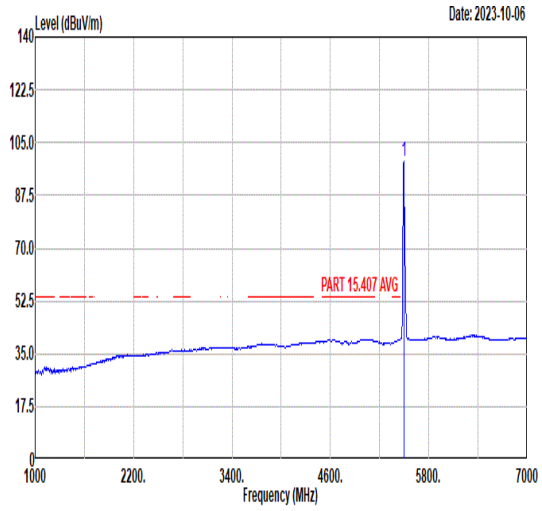 Freq Level Limit Line Margin Read Level Ant Factor Cable Loss Preamp Factor APos TPos Remark MHz dBuV/m dBuV/m dB dBuV dB/m dB dB cm deg 1 5500.00 98.95 ------ ------ 89.30 34.69 8.36 33.40 100 297 AVERAGE

Mode	34	
	Band Edge	
	U-NII-2C_5.47-5.725_802.11ax HE20_CH100_Partial_RU 26/0_5500MHz	
ANT	0+1	
Pol.	Vertical	Fundamental
Peak	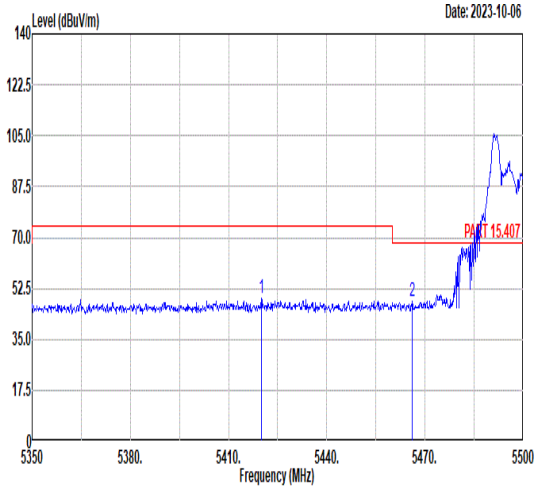 Freq Level Limit Line Margin Read Level Ant Factor Cable Loss Preamp Factor APos TPos Remark MHz dBuV/m dBuV/m dB dBuV dB/m dB dB cm deg 1 5420.05 49.17 74.00 -24.83 39.36 34.63 8.46 33.28 161 30 PEAK 2 5466.10 48.16 68.30 -20.14 38.45 34.67 8.40 33.36 161 30 PEAK	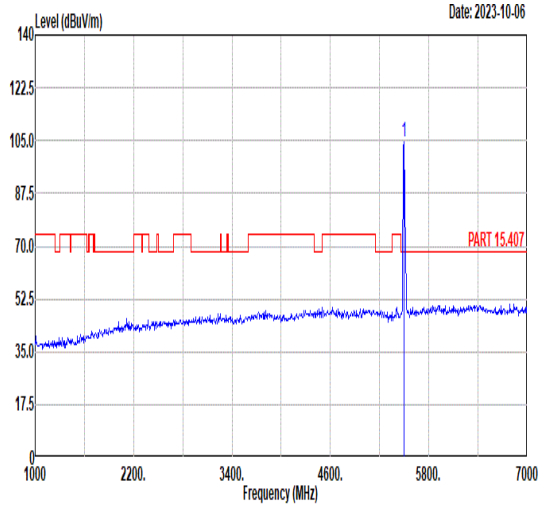 Freq Level Limit Line Margin Read Level Ant Factor Cable Loss Preamp Factor APos TPos Remark MHz dBuV/m dBuV/m dB dBuV dB/m dB dB cm deg 1 5500.00 104.62 ------ ------ 94.97 34.69 8.36 33.40 161 30 PEAK
Avg	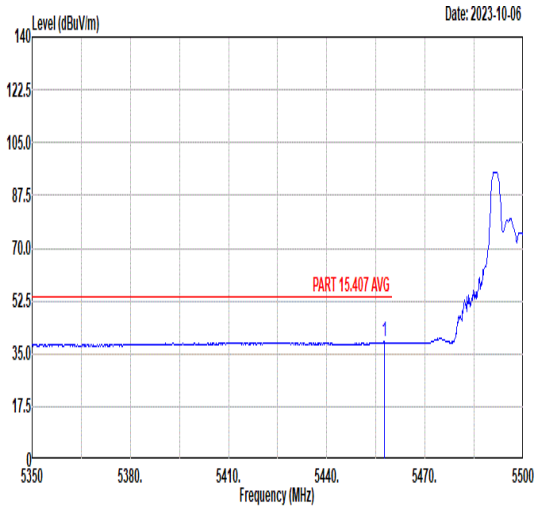 Freq Level Limit Line Margin Read Level Ant Factor Cable Loss Preamp Factor APos TPos Remark MHz dBuV/m dBuV/m dB dBuV dB/m dB dB cm deg 1 5457.70 38.94 54.00 -15.06 29.21 34.66 8.41 33.34 161 30 AVERAGE	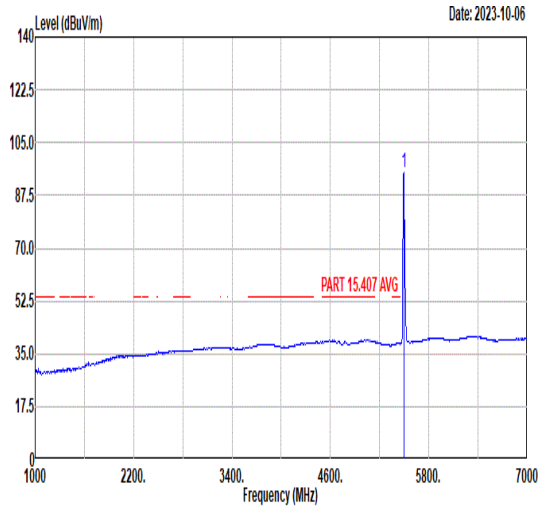 Freq Level Limit Line Margin Read Level Ant Factor Cable Loss Preamp Factor APos TPos Remark MHz dBuV/m dBuV/m dB dBuV dB/m dB dB cm deg 1 5500.00 95.35 ------ ------ 85.70 34.69 8.36 33.40 161 30 AVERAGE

Mode	35	
	Band Edge	
	U-NII-2C_5.47-5.725_802.11ax HE20_CH100_ Partial_RU 52/37_5500MHz	
ANT	0+1	
Pol.	Horizontal	Fundamental
Peak	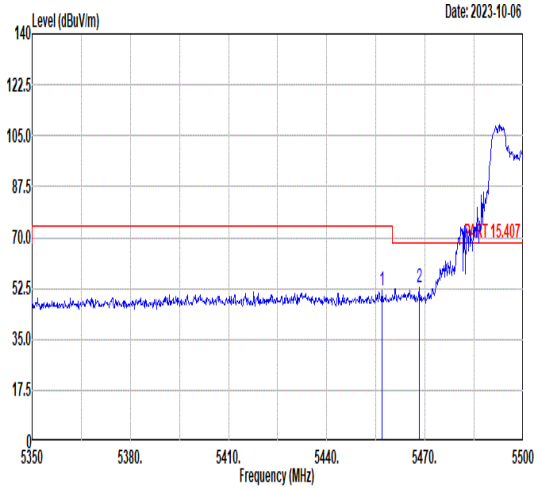 Freq Level Limit Line Margin Read Level Ant Factor Cable Loss Preamp Factor APos TPos Remark MHz dBuV/m dBuV/m dB dBuV dB/m dB dB cm deg 1 5456.95 51.53 74.00 -22.47 41.80 34.66 8.41 33.34 164 294 PEAK 2 5468.20 53.02 68.30 -15.28 43.31 34.67 8.40 33.36 164 294 PEAK	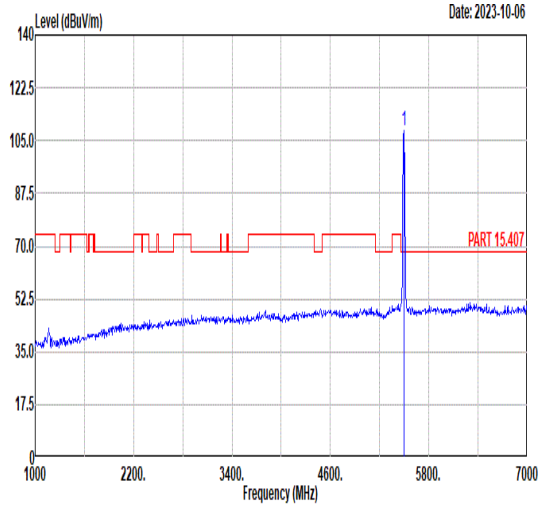 Freq Level Limit Line Margin Read Level Ant Factor Cable Loss Preamp Factor APos TPos Remark MHz dBuV/m dBuV/m dB dBuV dB/m dB dB cm deg 1 5500.00 108.57 ------ ------ 98.92 34.69 8.36 33.40 164 294 PEAK
Avg	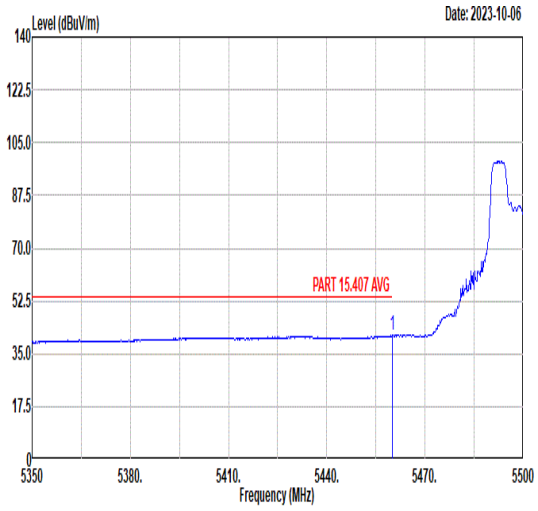 Freq Level Limit Line Margin Read Level Ant Factor Cable Loss Preamp Factor APos TPos Remark MHz dBuV/m dBuV/m dB dBuV dB/m dB dB cm deg 1 5459.95 41.08 54.00 -12.92 31.36 34.66 8.41 33.35 164 294 AVERAGE	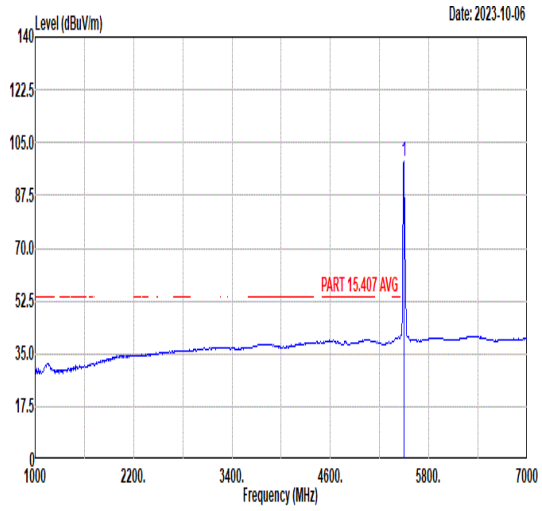 Freq Level Limit Line Margin Read Level Ant Factor Cable Loss Preamp Factor APos TPos Remark MHz dBuV/m dBuV/m dB dBuV dB/m dB dB cm deg 1 5500.00 98.63 ------ ------ 88.98 34.69 8.36 33.40 164 294 AVERAGE

Mode	35	
	Band Edge	
	U-NII-2C_5.47-5.725_802.11ax HE20_CH100_ Partial_RU 52/37_5500MHz	
ANT	0+1	
Pol.	Vertical	Fundamental
Peak	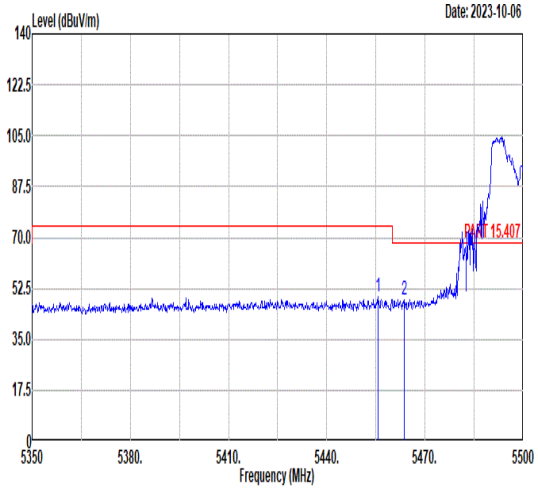 Freq Level Limit Line Margin Read Level Ant Factor Cable Loss Preamp Factor APos TPos Remark 1 5455.75 49.81 74.00 -24.19 40.07 34.66 8.42 33.34 156 31 PEAK 2 5463.70 48.68 68.30 -19.62 38.96 34.67 8.40 33.35 156 31 PEAK	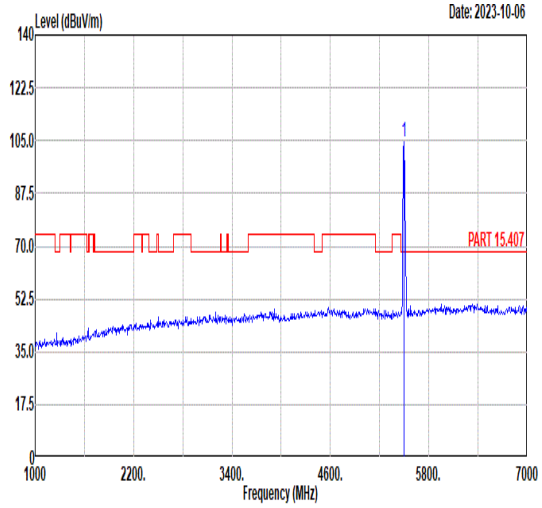 Freq Level Limit Line Margin Read Level Ant Factor Cable Loss Preamp Factor APos TPos Remark 1 5500.00 104.51 ------ ------ 94.86 34.69 8.36 33.40 156 31 PEAK
Avg	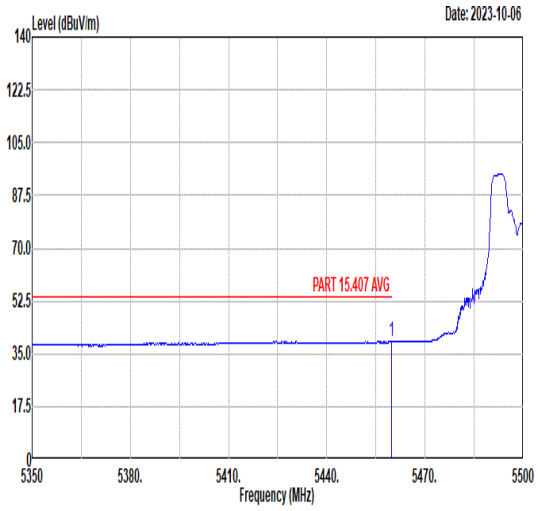 Freq Level Limit Line Margin Read Level Ant Factor Cable Loss Preamp Factor APos TPos Remark 1 5459.80 39.03 54.00 -14.97 29.31 34.66 8.41 33.35 156 31 AVERAGE	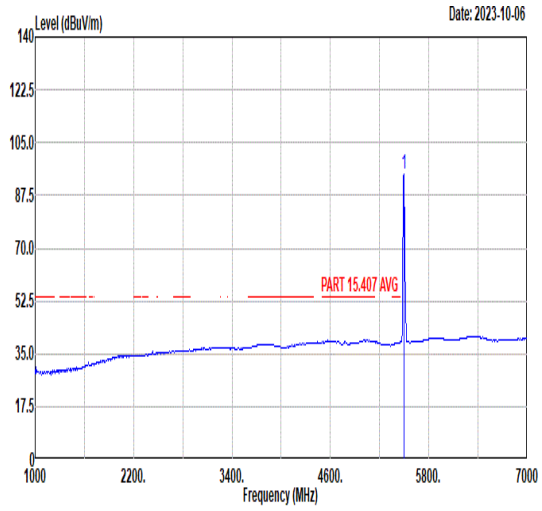 Freq Level Limit Line Margin Read Level Ant Factor Cable Loss Preamp Factor APos TPos Remark 1 5500.00 94.76 ------ ------ 85.11 34.69 8.36 33.40 156 31 AVERAGE

Mode	36	
	Band Edge	
	U-NII-2C_5.47-5.725_802.11ax HE20_CH100_Partial_RU 106/53_5500MHz	
ANT	0+1	
Pol.	Horizontal	Fundamental
Peak	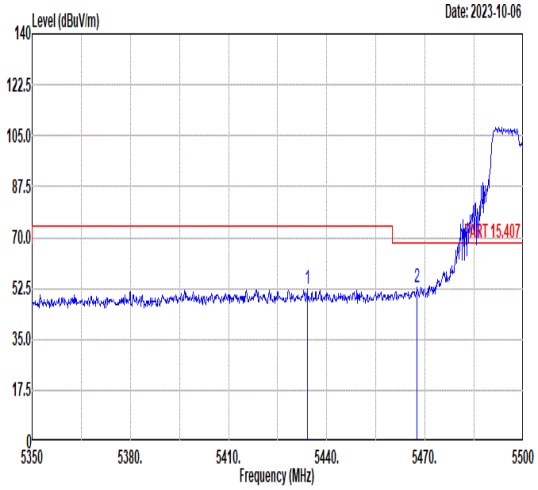 Freq Level Limit Line Margin Read Level Ant Factor Cable Loss Preamp Factor APos TPos Remark MHz dBuV/m dBuV/m dB dBuV dB/m dB dB cm deg 1 5434.00 52.24 74.00 -21.76 42.47 34.64 8.44 33.31 151 296 PEAK 2 5467.60 52.96 68.30 -15.34 43.25 34.67 8.40 33.36 151 296 PEAK	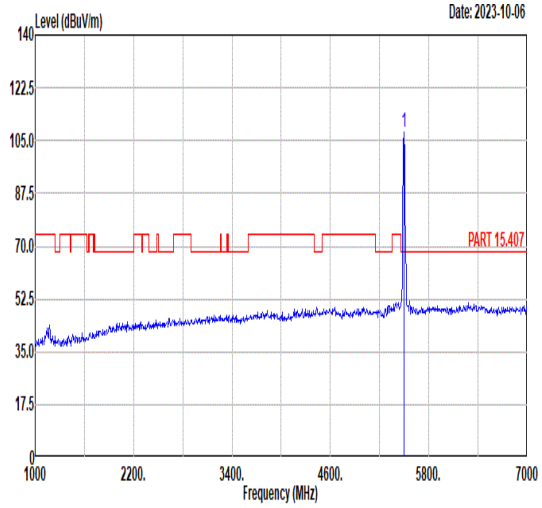 Freq Level Limit Line Margin Read Level Ant Factor Cable Loss Preamp Factor APos TPos Remark MHz dBuV/m dBuV/m dB dBuV dB/m dB dB cm deg 1 5500.00 107.56 ------ ------ 97.90 34.70 8.36 33.40 151 296 PEAK
Avg	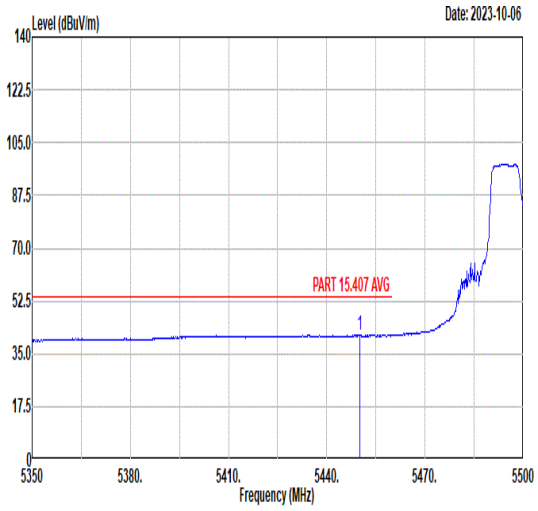 Freq Level Limit Line Margin Read Level Ant Factor Cable Loss Preamp Factor APos TPos Remark MHz dBuV/m dBuV/m dB dBuV dB/m dB dB cm deg 1 5450.05 41.26 54.00 -12.74 31.51 34.66 8.42 33.33 151 296 AVERAGE	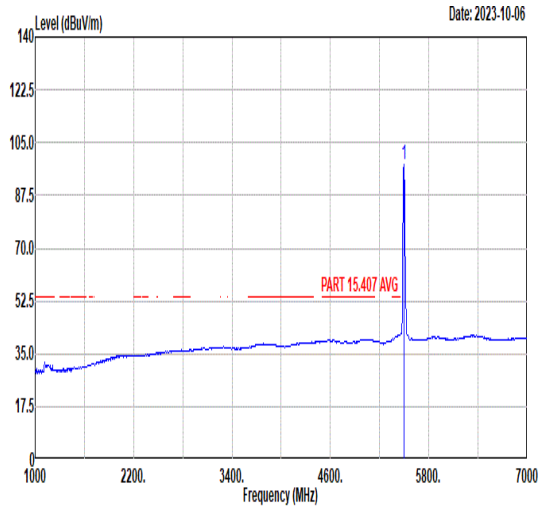 Freq Level Limit Line Margin Read Level Ant Factor Cable Loss Preamp Factor APos TPos Remark MHz dBuV/m dBuV/m dB dBuV dB/m dB dB cm deg 1 5500.00 97.92 ------ ------ 88.27 34.69 8.36 33.40 151 296 AVERAGE

Mode	36	
	Band Edge	
	U-NII-2C_5.47-5.725_802.11ax HE20_CH100_Partial_RU 106/53_5500MHz	
ANT	0+1	
Pol.	Vertical	Fundamental
Peak	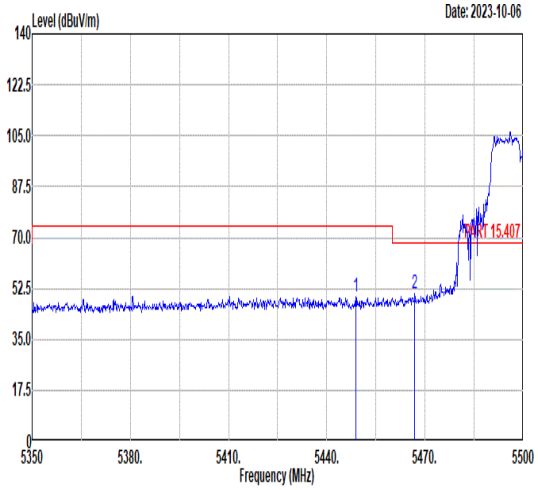 Freq Level Limit Line Margin Read Level Ant Factor Cable Loss Preamp Factor APos TPos Remark 1 5448.85 49.53 74.00 -24.47 39.78 34.66 8.42 33.33 114 30 PEAK 2 5466.85 50.60 68.30 -17.70 40.89 34.67 8.40 33.36 114 30 PEAK	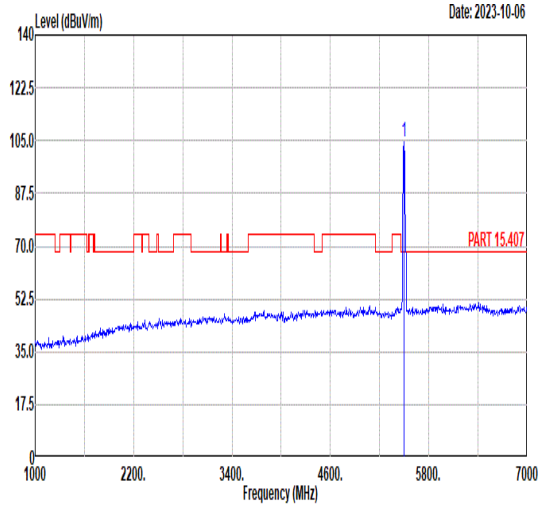 Freq Level Limit Line Margin Read Level Ant Factor Cable Loss Preamp Factor APos TPos Remark 1 5500.00 104.54 ------ ------ 94.88 34.70 8.36 33.40 114 30 PEAK
Avg	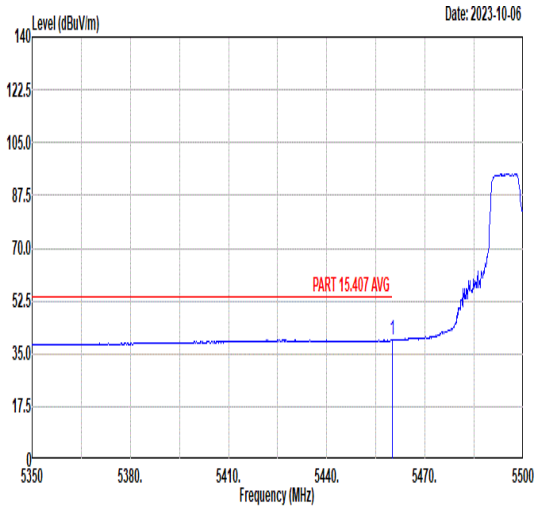 Freq Level Limit Line Margin Read Level Ant Factor Cable Loss Preamp Factor APos TPos Remark 1 5459.95 39.66 54.00 -14.34 29.94 34.66 8.41 33.35 114 30 AVERAGE	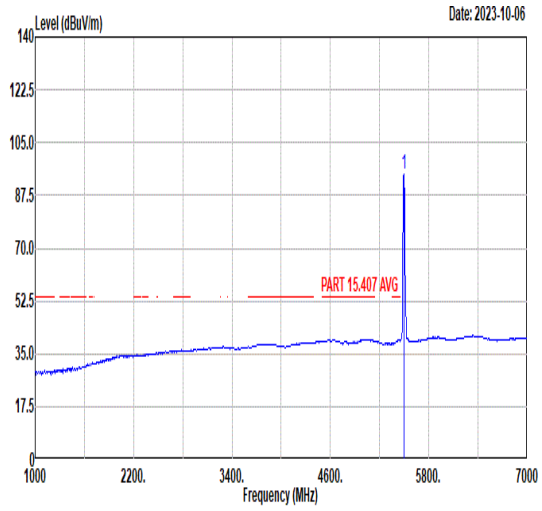 Freq Level Limit Line Margin Read Level Ant Factor Cable Loss Preamp Factor APos TPos Remark 1 5500.00 94.69 ------ ------ 85.04 34.69 8.36 33.40 114 30 AVERAGE

Mode	37	
	Band Edge - L	
	U-NII-2C_5.47-5.725_802.11ax HE20_CH116_5580MHz	
ANT	0+1	
Pol.	Horizontal	Fundamental
Peak	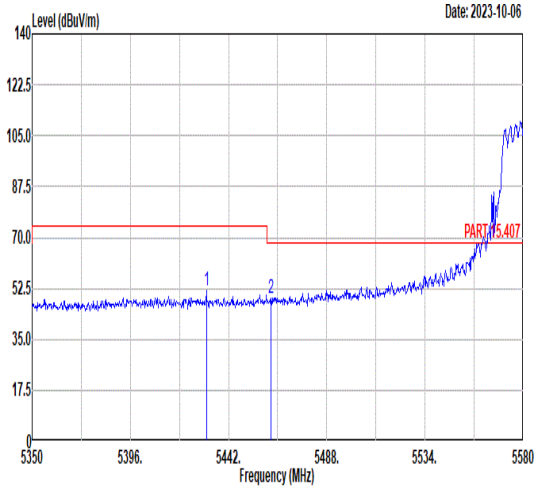 Freq Level Limit Line Margin Read Level Ant Factor Cable Loss Preamp Factor APos TPos Remark MHz dBuV/m dBuV/m dB dBuV dB/m dB dB cm deg 1 5431.65 51.62 74.00 -22.38 41.83 34.64 8.45 33.30 210 300 PEAK 2 5461.78 49.37 68.30 -18.93 39.64 34.67 8.41 33.35 210 300 PEAK	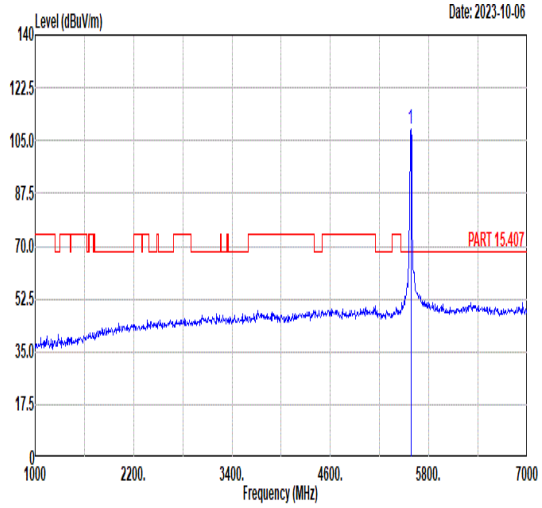 Freq Level Limit Line Margin Read Level Ant Factor Cable Loss Preamp Factor APos TPos Remark MHz dBuV/m dBuV/m dB dBuV dB/m dB dB cm deg 1 5580.00 108.73 ------ ------ 99.04 34.83 8.24 33.38 210 300 PEAK
Avg	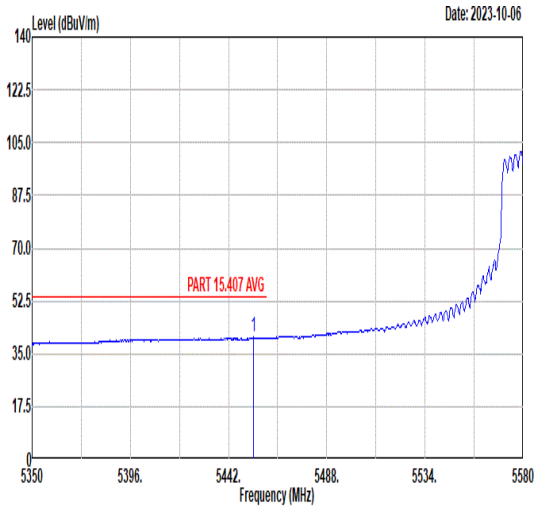 Freq Level Limit Line Margin Read Level Ant Factor Cable Loss Preamp Factor APos TPos Remark MHz dBuV/m dBuV/m dB dBuV dB/m dB dB cm deg 1 5453.73 40.42 54.00 -13.58 30.68 34.66 8.42 33.34 210 300 AVERAGE	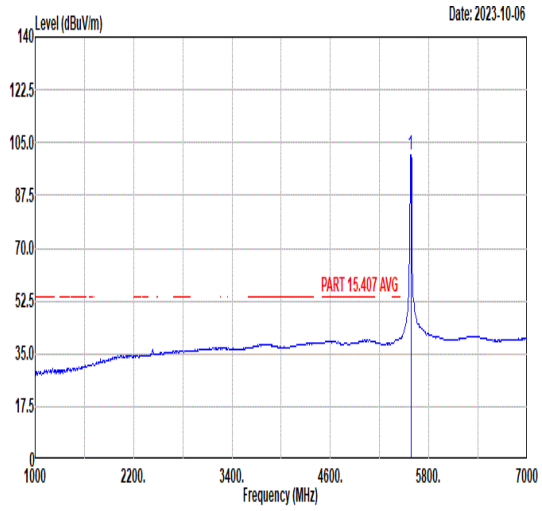 Freq Level Limit Line Margin Read Level Ant Factor Cable Loss Preamp Factor APos TPos Remark MHz dBuV/m dBuV/m dB dBuV dB/m dB dB cm deg 1 5580.00 100.78 ------ ------ 91.09 34.82 8.25 33.38 210 300 AVERAGE

Mode	37	
	Band Edge - R	
	U-NII-2C_5.47-5.725_802.11ax HE20_CH116_5580MHz	
ANT	0+1	
Pol.	Horizontal	Fundamental
Peak	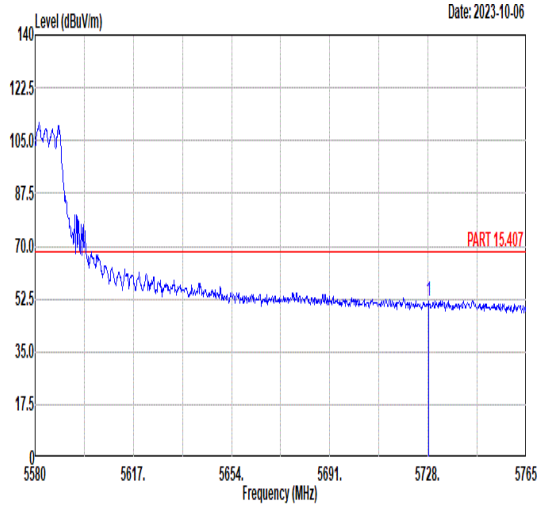 Freq Level Limit Line Margin Read Level Ant Factor Cable Loss Preamp Factor APos TPos Remark MHz dBuV/m dBuV/m dB dBuV dB/m dB dB cm deg 1 5728.37 51.91 68.30 -16.39 41.51 35.06 8.69 33.35 210 300 PEAK	Blank

Mode	37	
	Band Edge - L	
	U-NII-2C_5.47-5.725_802.11ax HE20_CH116_5580MHz	
ANT	0+1	
Pol.	Vertical	Fundamental
Peak	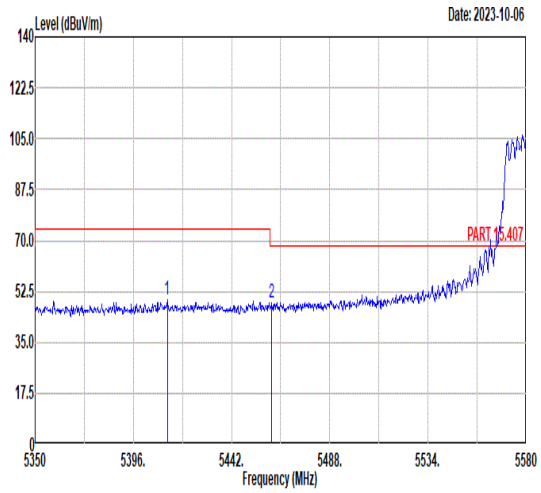 Freq Level Limit Line Margin Read Level Ant Factor Cable Loss Preamp Factor APos TPos Remark MHz dBuV/m dBuV/m dB dBuV dB/m dB dB cm deg 1 5411.87 49.53 74.00 -24.47 39.70 34.63 8.47 33.27 115 14 PEAK 2 5460.63 48.53 68.30 -19.77 38.80 34.67 8.41 33.35 115 14 PEAK	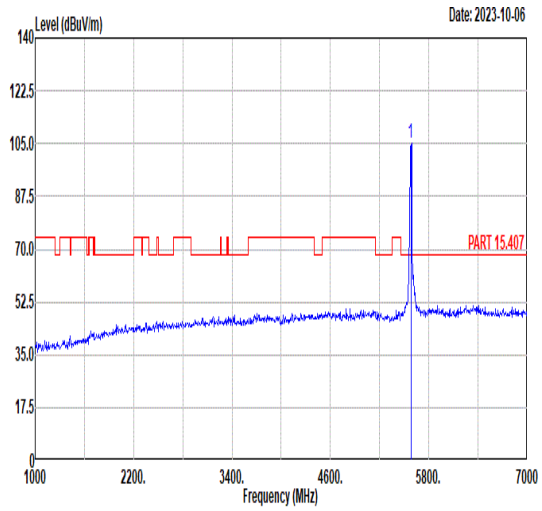 Freq Level Limit Line Margin Read Level Ant Factor Cable Loss Preamp Factor APos TPos Remark MHz dBuV/m dBuV/m dB dBuV dB/m dB dB cm deg 1 5580.00 105.17 ------ ------ 95.47 34.84 8.24 33.38 115 14 PEAK
Avg	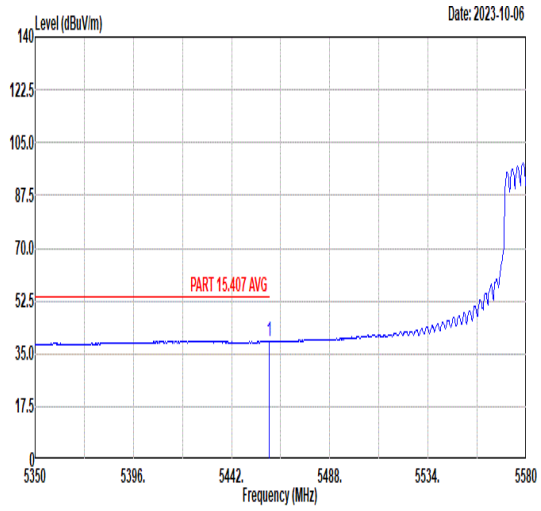 Freq Level Limit Line Margin Read Level Ant Factor Cable Loss Preamp Factor APos TPos Remark MHz dBuV/m dBuV/m dB dBuV dB/m dB dB cm deg 1 5459.48 39.19 54.00 -14.81 29.47 34.66 8.41 33.35 115 14 AVERAGE	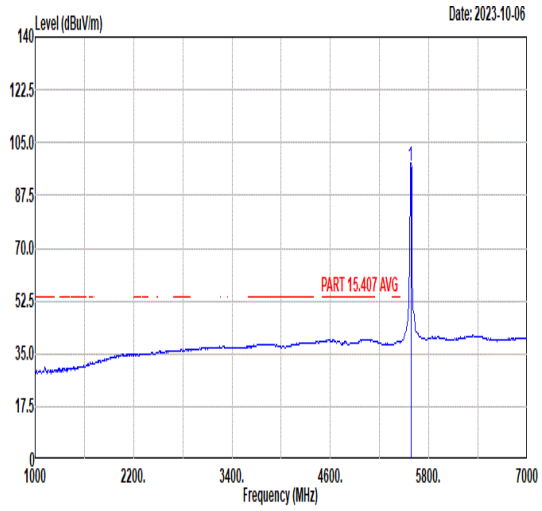 Freq Level Limit Line Margin Read Level Ant Factor Cable Loss Preamp Factor APos TPos Remark MHz dBuV/m dBuV/m dB dBuV dB/m dB dB cm deg 1 5580.00 97.42 ------ ------ 87.73 34.82 8.25 33.38 115 14 AVERAGE

Mode	37	
	Band Edge - R	
	U-NII-2C_5.47-5.725_802.11ax HE20_CH116_5580MHz	
ANT	0+1	
Pol.	Vertical	Fundamental
Peak	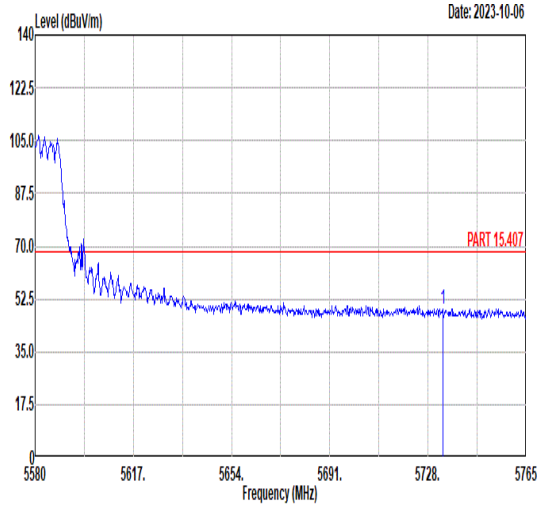 Freq Level Limit Line Margin Read Level Ant Factor Cable Loss Preamp Factor APos TPos Remark MHz dBuV/m dBuV/m dB dBuV dB/m dB dB cm deg 1 5733.55 49.35 68.30 -18.95 38.92 35.07 8.71 33.35 115 14 PEAK	Blank

Mode	37	
	Harmonic	
	U-NII-2C_5.47-5.725_802.11ax HE20_CH116_5580MHz	
ANT	0+1	
Pol.	Horizontal	Vertical
Peak Avg	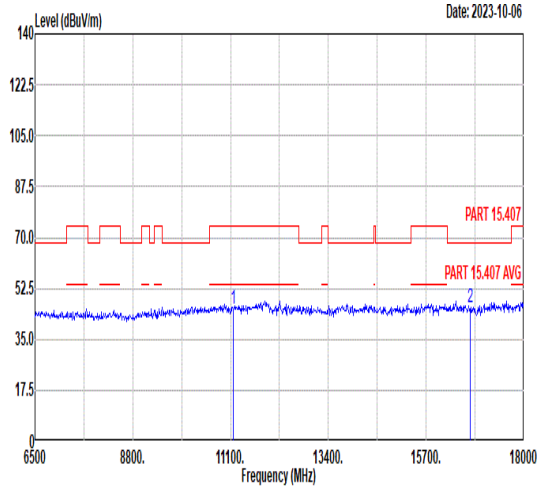 Freq Level Limit Line Margin Read Level Ant Factor Cable Loss Preamp Factor APos TPos Remark MHz dBuV/m dBuV/m dB dBuV dB/m dB dB cm deg 1 11160.00 45.58 74.00 -28.42 54.15 38.26 11.29 58.12 -- -- Peak 2 16740.00 45.99 68.30 -22.31 50.49 41.07 13.01 58.58 -- -- Peak	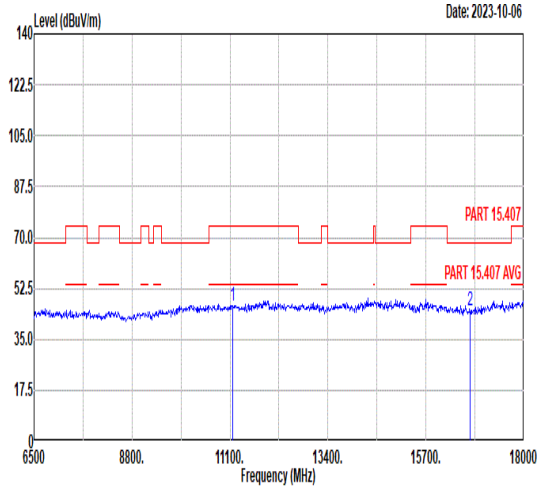 Freq Level Limit Line Margin Read Level Ant Factor Cable Loss Preamp Factor APos TPos Remark MHz dBuV/m dBuV/m dB dBuV dB/m dB dB cm deg 1 11160.00 46.54 74.00 -27.46 55.11 38.26 11.29 58.12 -- -- Peak 2 16740.00 44.73 68.30 -23.57 49.23 41.07 13.01 58.58 -- -- Peak

Mode	38	
	Band Edge	
	U-NII-2C_5.47-5.725_802.11ax HE20_CH140_Full_5700MHz	
ANT	0+1	
Pol.	Horizontal	Fundamental
Peak	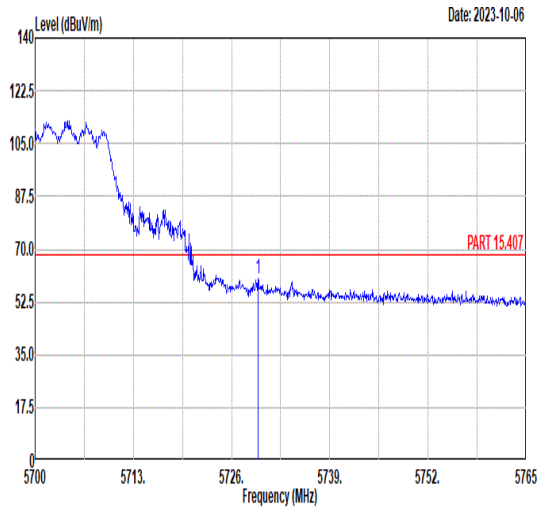 Freq Level Limit Line Margin Read Level Ant Factor Cable Loss Preamp Factor APos TPos Remark MHz dBuV/m dBuV/m dB dBuV dB/m dB dB cm deg 1 5729.51 60.18 68.30 -8.12 49.78 35.06 8.69 33.35 208 300 PEAK	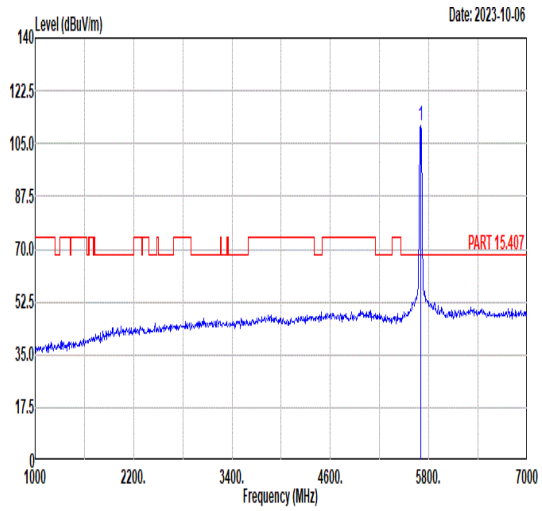 Freq Level Limit Line Margin Read Level Ant Factor Cable Loss Preamp Factor APos TPos Remark MHz dBuV/m dBuV/m dB dBuV dB/m dB dB cm deg 1 5700.00 111.11 ------ ------ 100.89 35.01 8.57 33.36 208 300 PEAK
Avg	Blank	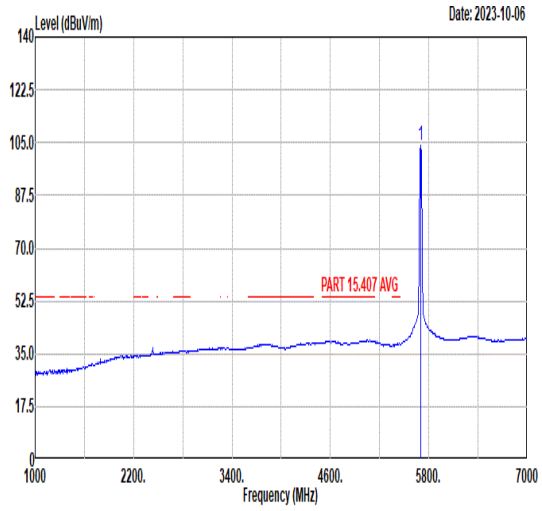 Freq Level Limit Line Margin Read Level Ant Factor Cable Loss Preamp Factor APos TPos Remark MHz dBuV/m dBuV/m dB dBuV dB/m dB dB cm deg 1 5700.00 103.85 ------ ------ 93.63 35.01 8.57 33.36 208 300 AVERAGE

Mode	38	
	Band Edge	
	U-NII-2C_5.47-5.725_802.11ax HE20_CH140_Full_5700MHz	
ANT	0+1	
Pol.	Vertical	Fundamental
Peak	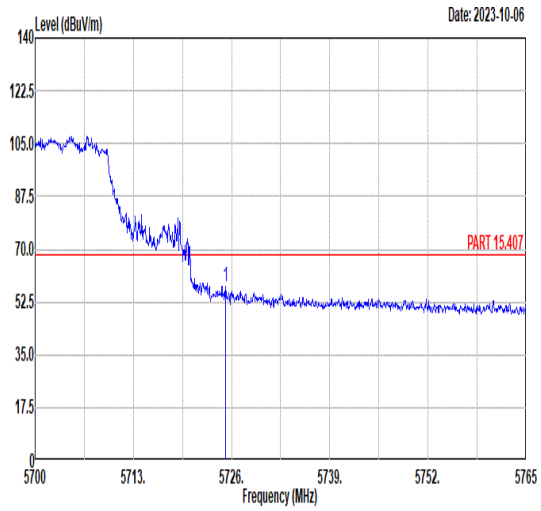 Freq Level Limit Line Margin Read Level Ant Factor Cable Loss Preamp Factor APos TPos Remark MHz dBuV/m dBuV/m dB dBuV dB/m dB dB cm deg 1 5725.22 57.45 68.30 -10.85 47.08 35.06 8.67 33.36 110 139 PEAK	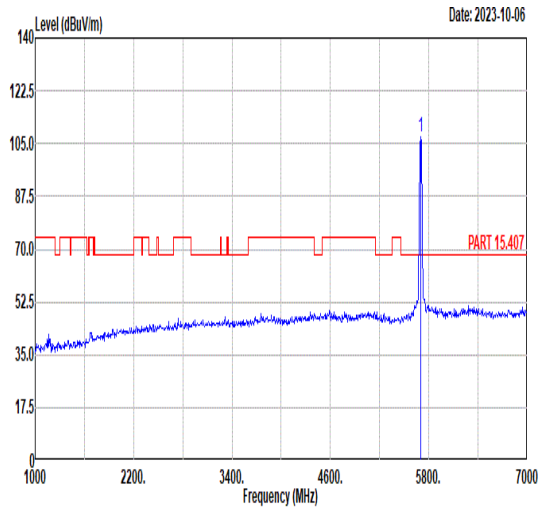 Freq Level Limit Line Margin Read Level Ant Factor Cable Loss Preamp Factor APos TPos Remark MHz dBuV/m dBuV/m dB dBuV dB/m dB dB cm deg 1 5700.00 107.15 ------ ------ 96.93 35.01 8.57 33.36 110 139 PEAK
Avg	Blank	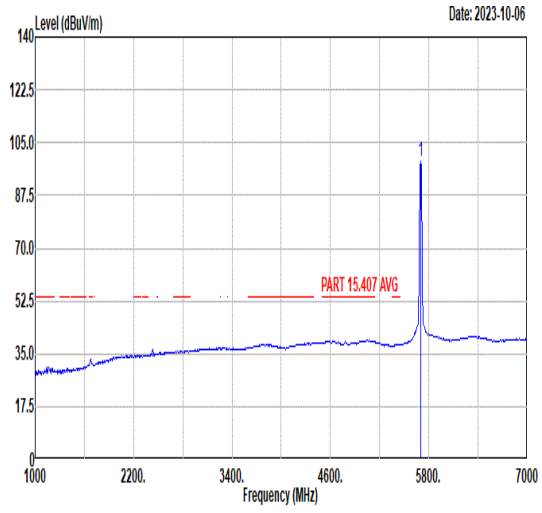 Freq Level Limit Line Margin Read Level Ant Factor Cable Loss Preamp Factor APos TPos Remark MHz dBuV/m dBuV/m dB dBuV dB/m dB dB cm deg 1 5700.00 98.73 ------ ------ 88.47 35.02 8.60 33.36 110 139 AVERAGE

Mode	38	
	Harmonic	
	U-NII-2C_5.47-5.725_802.11ax HE20_CH140_Full_5700MHz	
ANT	0+1	
Pol.	Horizontal	Vertical
Peak Avg	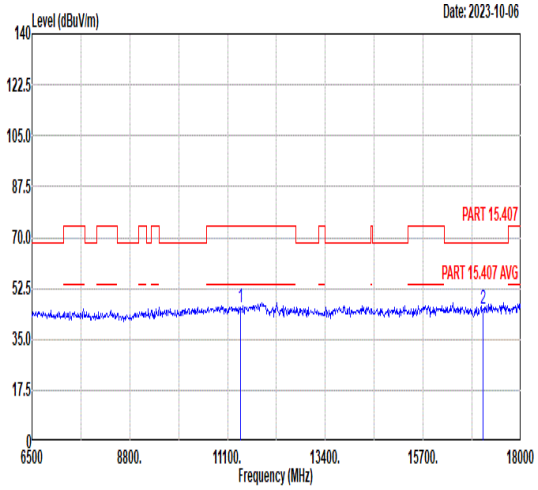 Freq Level Limit Line Margin Read Level Ant Factor Cable Loss Preamp Factor APos TPos Remark MHz dBuV/m dBuV/m dB dBuV dB/m dB dB cm deg 1 11400.00 46.05 74.00 -27.95 54.00 38.50 11.41 57.86 -- -- Peak 2 17100.00 45.58 68.30 -22.72 49.36 41.24 13.14 58.16 -- -- Peak	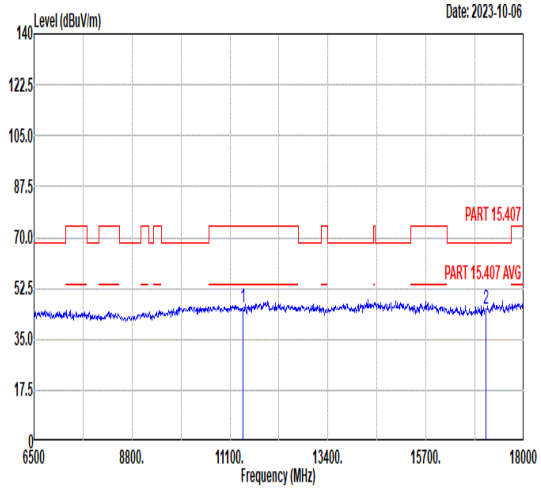 Freq Level Limit Line Margin Read Level Ant Factor Cable Loss Preamp Factor APos TPos Remark MHz dBuV/m dBuV/m dB dBuV dB/m dB dB cm deg 1 11400.00 45.71 74.00 -28.29 53.66 38.50 11.41 57.86 -- -- Peak 2 17100.00 45.57 68.30 -22.73 49.35 41.24 13.14 58.16 -- -- Peak

Mode	39	
	Band Edge	
	U-NII-2C_5.47-5.725_802.11ax HE20_CH140_Partial_RU 26/8_5700MHz	
ANT	0+1	
Pol.	Horizontal	Fundamental
Peak	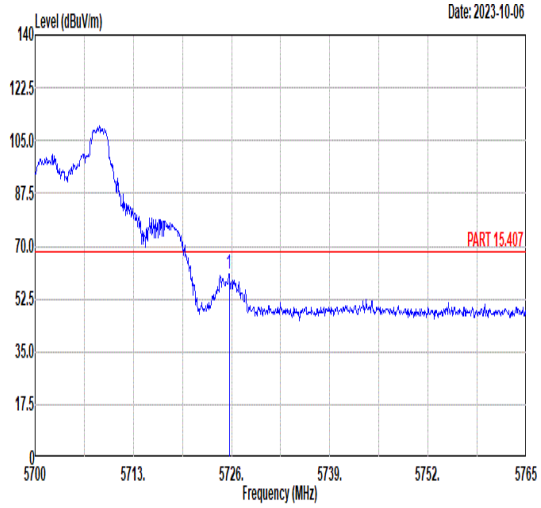 Freq Level Limit Line Margin Read Level Ant Factor Cable Loss Preamp Factor APos TPos Remark MHz dBuV/m dBuV/m dB dBuV dB/m dB dB cm deg 1 5725.68 60.84 68.30 -7.46 50.46 35.06 8.68 33.36 103 300 PEAK	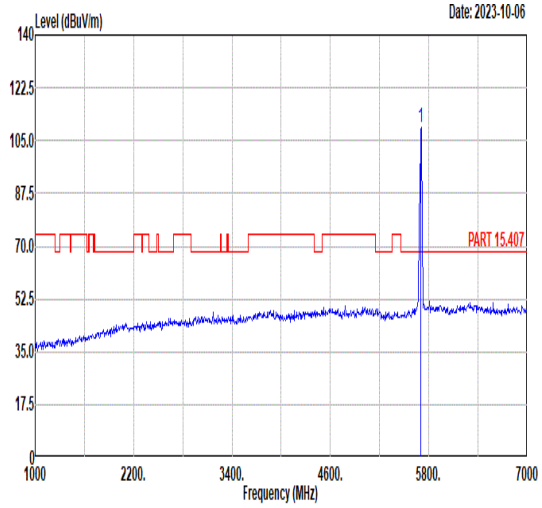 Freq Level Limit Line Margin Read Level Ant Factor Cable Loss Preamp Factor APos TPos Remark MHz dBuV/m dBuV/m dB dBuV dB/m dB dB cm deg 1 5700.00 109.33 ------ ------ 99.04 35.03 8.62 33.36 103 300 PEAK
Avg	Blank	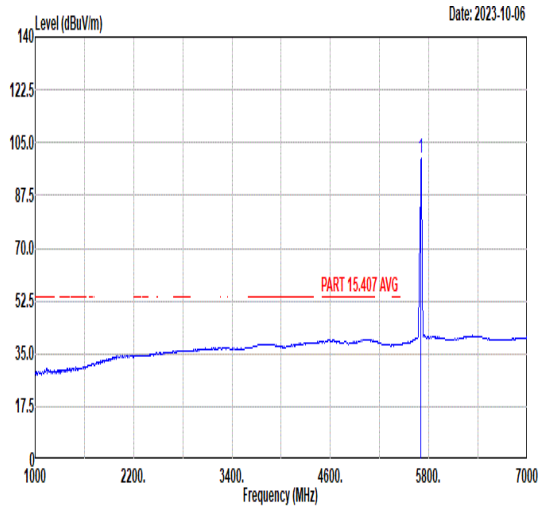 Freq Level Limit Line Margin Read Level Ant Factor Cable Loss Preamp Factor APos TPos Remark MHz dBuV/m dBuV/m dB dBuV dB/m dB dB cm deg 1 5700.00 100.00 ------ ------ 89.71 35.03 8.62 33.36 103 300 AVERAGE

Mode	39	
	Band Edge	
	U-NII-2C_5.47-5.725_802.11ax HE20_CH140_Partial_RU 26/8_5700MHz	
ANT	0+1	
Pol.	Vertical	Fundamental
Peak	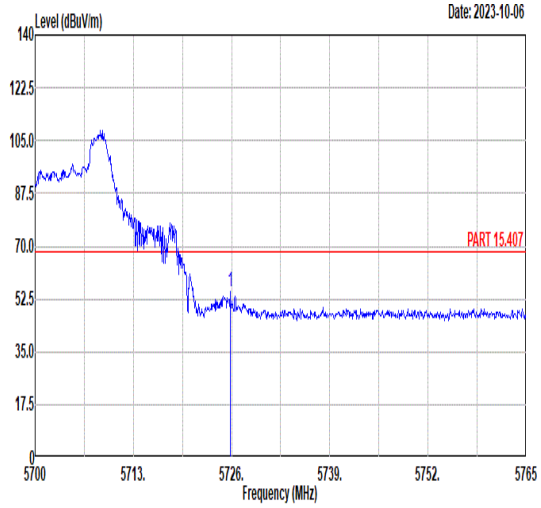 Freq Level Limit Line Margin Read Level Ant Factor Cable Loss Preamp Factor APos TPos Remark MHz dBuV/m dBuV/m dB dBuV dB/m dB dB cm deg 1 5725.81 55.20 68.30 -13.10 44.82 35.06 8.68 33.36 121 136 PEAK	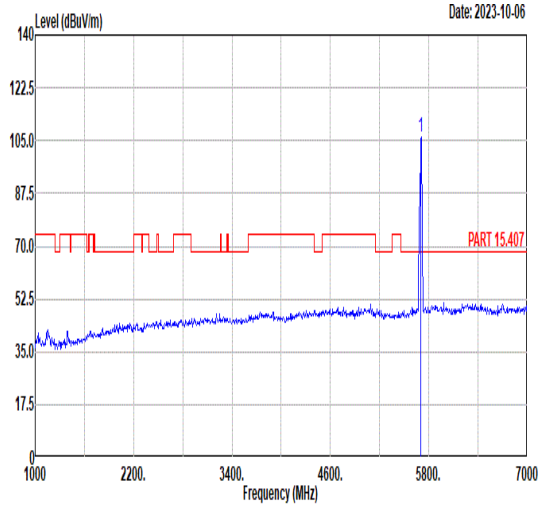 Freq Level Limit Line Margin Read Level Ant Factor Cable Loss Preamp Factor APos TPos Remark MHz dBuV/m dBuV/m dB dBuV dB/m dB dB cm deg 1 5700.00 106.26 ------ ------ 95.97 35.03 8.62 33.36 121 136 PEAK
Avg	Blank	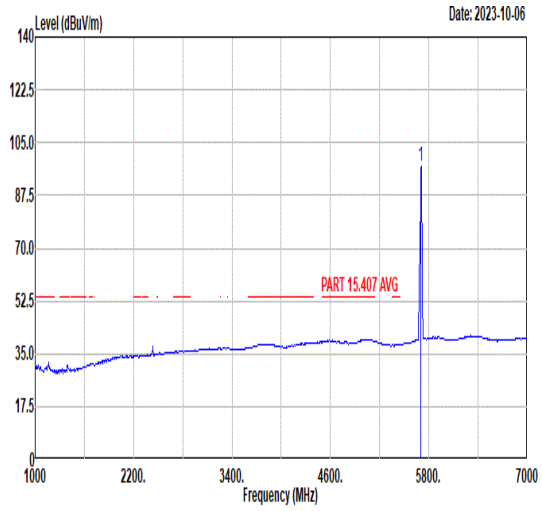 Freq Level Limit Line Margin Read Level Ant Factor Cable Loss Preamp Factor APos TPos Remark MHz dBuV/m dBuV/m dB dBuV dB/m dB dB cm deg 1 5700.00 97.44 ------ ------ 87.15 35.03 8.62 33.36 121 136 AVERAGE

Mode	40	
	Band Edge	
	U-NII-2C_5.47-5.725_802.11ax HE20_CH140_ Partial_RU 52/40_5700MHz	
ANT	0+1	
Pol.	Horizontal	Fundamental
Peak	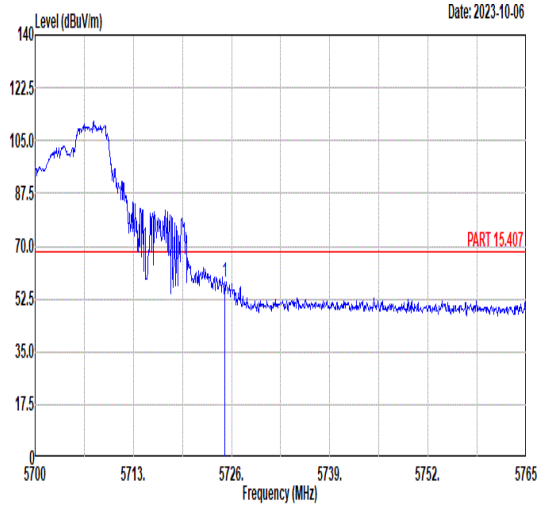 Freq Level Limit Line Margin Read Level Ant Factor Cable Loss Preamp Factor APos TPos Remark MHz dBuV/m dBuV/m dB dBuV dB/m dB dB cm deg 1 5725.09 58.38 68.30 -9.92 48.01 35.06 8.67 33.36 183 300 PEAK	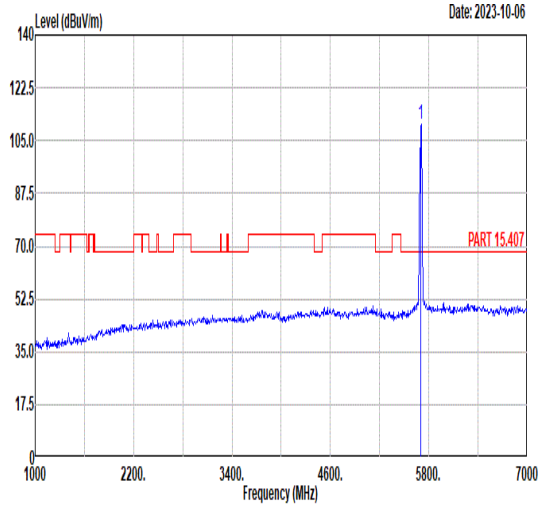 Freq Level Limit Line Margin Read Level Ant Factor Cable Loss Preamp Factor APos TPos Remark MHz dBuV/m dBuV/m dB dBuV dB/m dB dB cm deg 1 5700.00 110.37 ------ ------ 100.08 35.03 8.62 33.36 183 300 PEAK
Avg	Blank	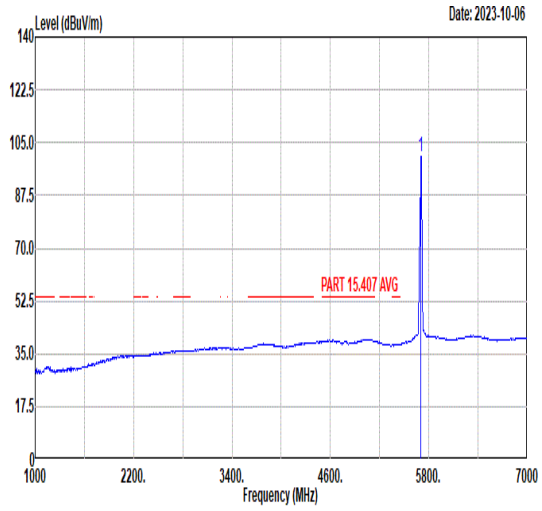 Freq Level Limit Line Margin Read Level Ant Factor Cable Loss Preamp Factor APos TPos Remark MHz dBuV/m dBuV/m dB dBuV dB/m dB dB cm deg 1 5700.00 100.22 ------ ------ 89.96 35.02 8.60 33.36 183 300 AVERAGE

Mode	40	
	Band Edge	
	U-NII-2C_5.47-5.725_802.11ax HE20_CH140_ Partial_RU 52/40_5700MHz	
ANT	0+1	
Pol.	Vertical	Fundamental
Peak	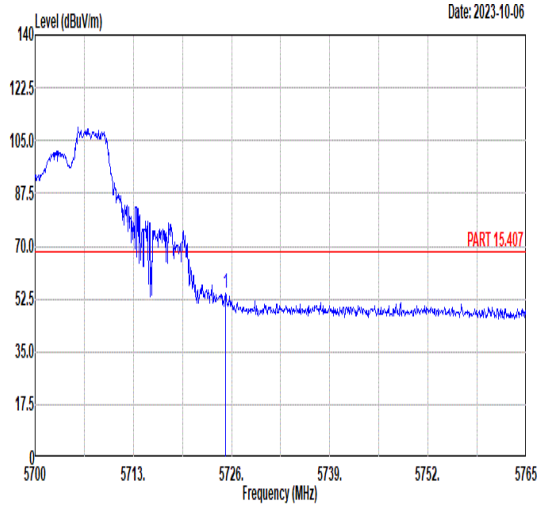 Freq Level Limit Line Margin Read Level Ant Factor Cable Loss Preamp Factor APos TPos Remark MHz dBuV/m dBuV/m dB dBuV dB/m dB dB cm deg 1 5725.16 54.57 68.30 -13.73 44.20 35.06 8.67 33.36 131 166 PEAK	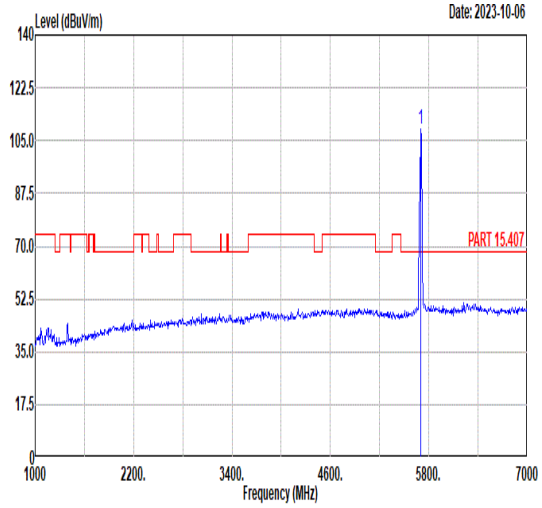 Freq Level Limit Line Margin Read Level Ant Factor Cable Loss Preamp Factor APos TPos Remark MHz dBuV/m dBuV/m dB dBuV dB/m dB dB cm deg 1 5700.00 108.89 ------ ------ 98.63 35.02 8.60 33.36 131 166 PEAK
Avg	Blank	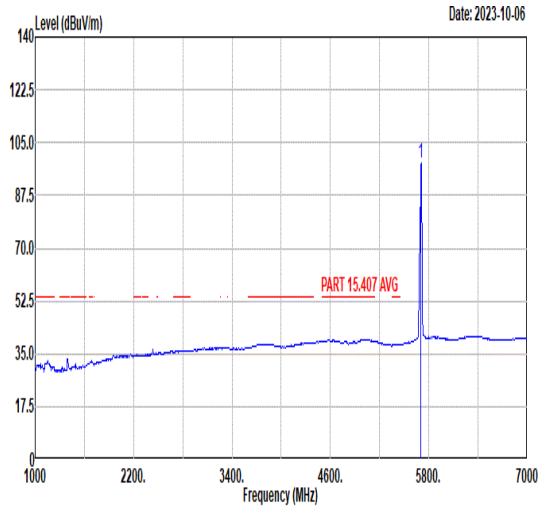 Freq Level Limit Line Margin Read Level Ant Factor Cable Loss Preamp Factor APos TPos Remark MHz dBuV/m dBuV/m dB dBuV dB/m dB dB cm deg 1 5700.00 98.13 ------ ------ 87.84 35.03 8.62 33.36 131 166 AVERAGE

Mode	41	
	Band Edge	
	U-NII-2C_5.47-5.725_802.11ax HE20_CH140_Partial_RU 106/54_5700MHz	
ANT	0+1	
Pol.	Horizontal	Fundamental
Peak	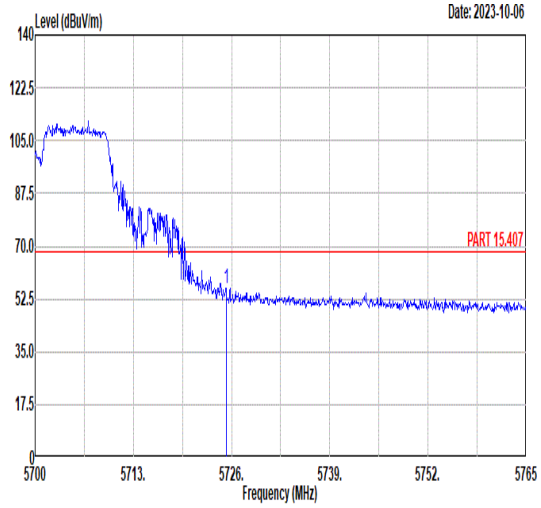 Freq Level Limit Line Margin Read Level Ant Factor Cable Loss Preamp Factor APos TPos Remark MHz dBuV/m dBuV/m dB dBuV dB/m dB dB cm deg 1 5725.29 55.92 68.30 -12.38 45.54 35.06 8.68 33.36 208 303 PEAK	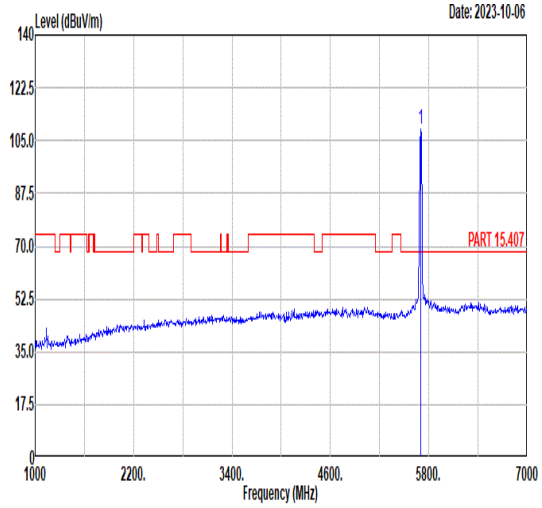 Freq Level Limit Line Margin Read Level Ant Factor Cable Loss Preamp Factor APos TPos Remark MHz dBuV/m dBuV/m dB dBuV dB/m dB dB cm deg 1 5700.00 108.92 ------ ------ 98.66 35.02 8.60 33.36 208 303 PEAK
Avg	Blank	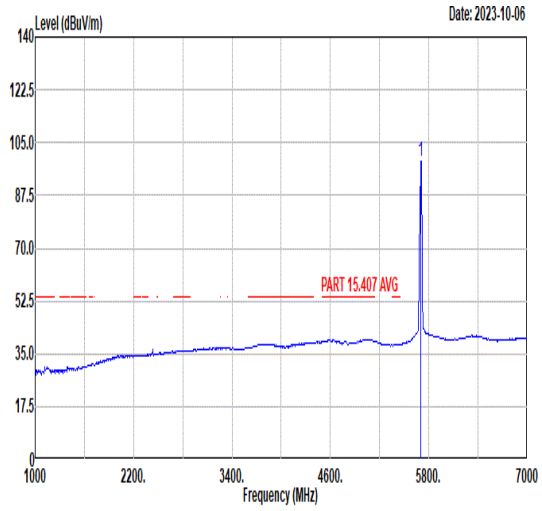 Freq Level Limit Line Margin Read Level Ant Factor Cable Loss Preamp Factor APos TPos Remark MHz dBuV/m dBuV/m dB dBuV dB/m dB dB cm deg 1 5700.00 98.74 ------ ------ 88.48 35.02 8.60 33.36 208 303 AVERAGE

Mode	41	
	Band Edge	
	U-NII-2C_5.47-5.725_802.11ax HE20_CH140_Partial_RU 106/54_5700MHz	
ANT	0+1	
Pol.	Vertical	Fundamental
Peak	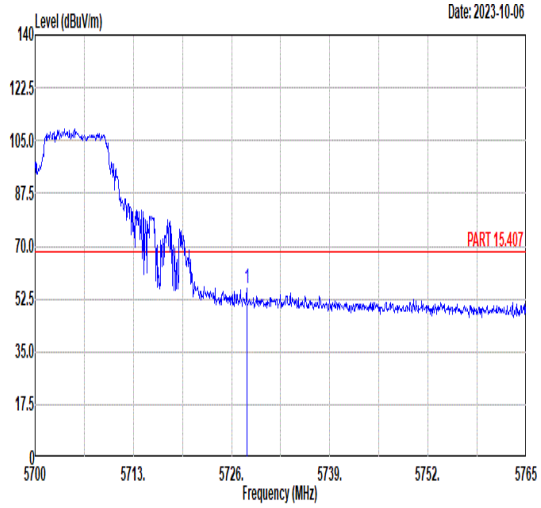 Freq Level Limit Line Margin Read Level Ant Factor Cable Loss Preamp Factor APos TPos Remark MHz dBuV/m dBuV/m dB dBuV dB/m dB dB cm deg 1 5728.02 55.83 68.30 -12.47 45.43 35.06 8.69 33.35 131 166 PEAK	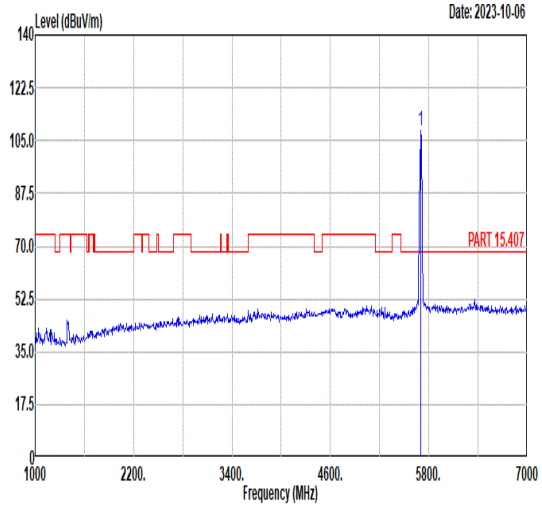 Freq Level Limit Line Margin Read Level Ant Factor Cable Loss Preamp Factor APos TPos Remark MHz dBuV/m dBuV/m dB dBuV dB/m dB dB cm deg 1 5700.00 108.34 ------ ------ 98.08 35.02 8.60 33.36 131 166 PEAK
Avg	Blank	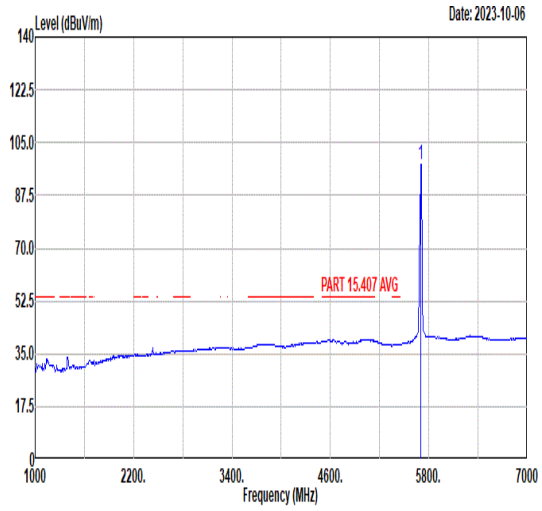 Freq Level Limit Line Margin Read Level Ant Factor Cable Loss Preamp Factor APos TPos Remark MHz dBuV/m dBuV/m dB dBuV dB/m dB dB cm deg 1 5700.00 97.63 ------ ------ 87.34 35.03 8.62 33.36 131 166 AVERAGE

Mode	42	
	Band Edge	
	U-NII-2C_5.47-5.725_802.11ax HE20_CH140_Full_5720MHz	
ANT	0+1	
Pol.	Horizontal	Fundamental
Peak	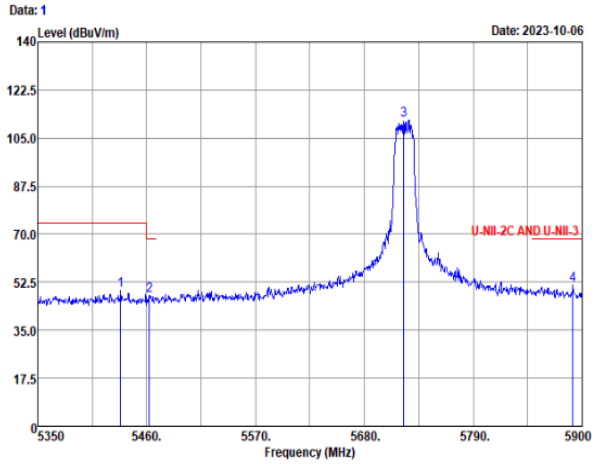 Over Limit Limit Read Antenna Cable Preamp A/Pos T/Pos Freq Level Limit Line Level Factor Loss Factor Remark MHz dBuV/m dB dBuV/m dBuV dB/m dB dB cm deg 1 5433.60 49.56 -24.44 74.00 39.60 34.85 8.43 33.32 100 300 Peak 2 5462.75 47.75 -20.55 68.30 37.81 34.87 8.43 33.36 100 300 Peak 3 5720.00 111.49 ------ ------ 101.16 35.03 8.65 33.35 100 300 Peak 4 5890.65 51.37 -16.93 68.30 40.71 35.14 8.85 33.33 100 300 Peak	Blank
Avg	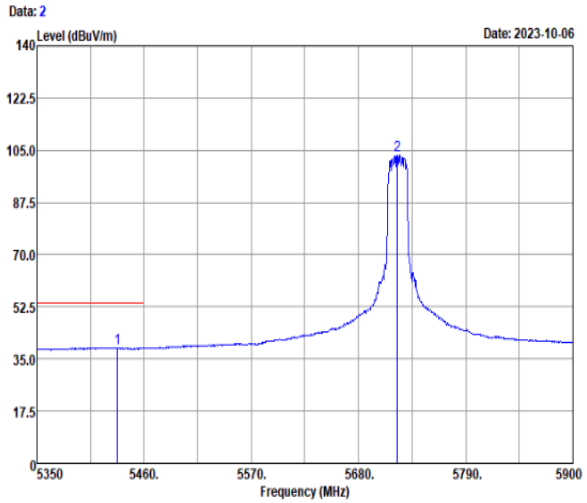 Over Limit Limit Read Antenna Cable Preamp A/Pos T/Pos Freq Level Limit Line Level Factor Loss Factor Remark MHz dBuV/m dB dBuV/m dBuV dB/m dB dB cm deg 1 5432.50 38.67 -15.33 54.00 28.71 34.85 8.43 33.32 100 300 Average 2 5720.00 103.45 ------ ------ 93.12 35.03 8.65 33.35 100 300 Average	Blank

Mode	42	
	Band Edge	
	U-NII-2C_5.47-5.725_802.11ax HE20_CH140_Full_5720MHz	
ANT	0+1	
Pol.	Vertical	Fundamental
Peak	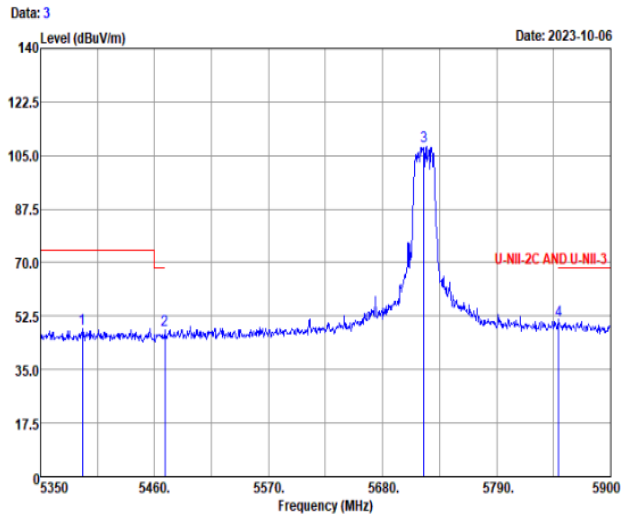 Freq Level Over Limit Limit Line ReadLevel Antenna Factor Cable Loss Preamp Factor A/Pos T/Pos Remark MHz dBuV/m dB dBuV/m dBuV dB/m dB dB cm deg 1 5390.70 48.53 -25.47 74.00 38.47 34.81 8.48 33.23 289 3 Peak 2 5469.90 48.07 -20.23 68.30 38.18 34.87 8.38 33.36 289 3 Peak 3 5720.00 107.83 ------ ------ 97.50 35.03 8.65 33.35 289 3 Peak 4 5850.00 50.95 -17.35 68.30 40.28 35.11 8.89 33.33 289 3 Peak	Blank
Avg	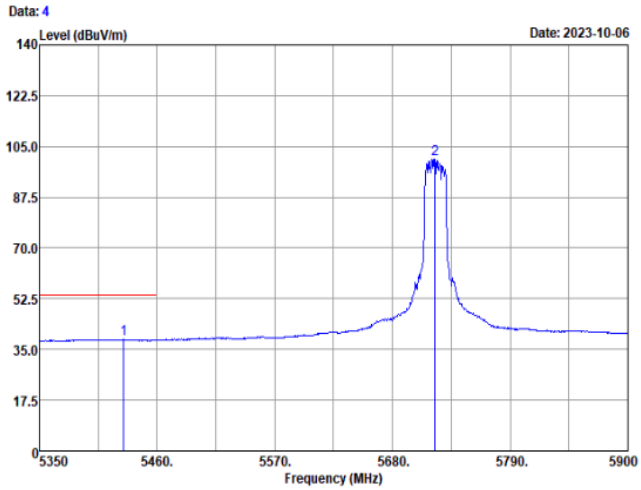 Freq Level Over Limit Limit Line ReadLevel Antenna Factor Cable Loss Preamp Factor A/Pos T/Pos Remark MHz dBuV/m dB dBuV/m dBuV dB/m dB dB cm deg 1 5428.65 38.43 -15.57 54.00 28.47 34.85 8.43 33.32 289 3 Average 2 5720.00 100.76 ------ ------ 90.43 35.03 8.65 33.35 289 3 Average	Blank

Mode	42	
	Harmonic	
	U-NII-2C_5.47-5.725_802.11ax HE20_CH140_Full_5720MHz	
ANT	0+1	
Pol.	Horizontal	Vertical
Peak Avg	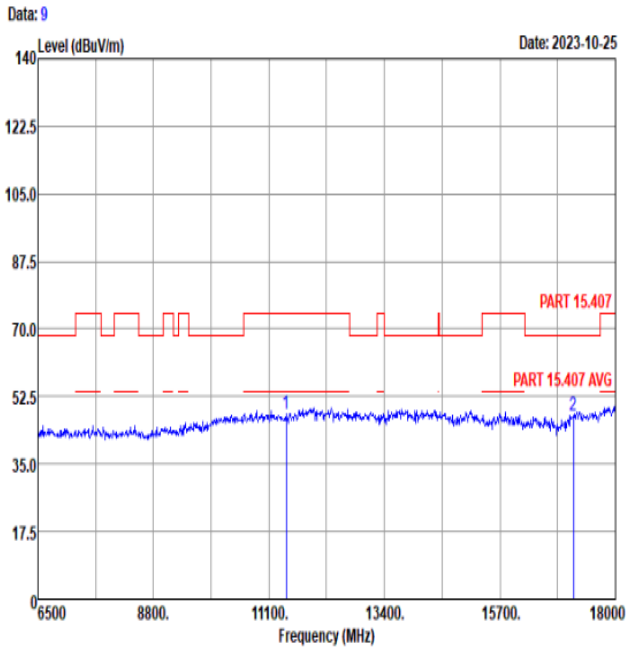 Freq Level Over Limit Limit Line ReadAntenna Level Cable Loss Preamp Factor A/Pos T/Pos Remark MHz dBuV/m dB dBuV/m dBuV dB/m dB dB cm deg 1 11440.00 48.06 -25.94 74.00 56.68 37.77 11.43 57.82 --- --- Peak 2 17160.00 47.40 -20.90 68.30 52.14 40.17 13.15 58.06 --- --- Peak	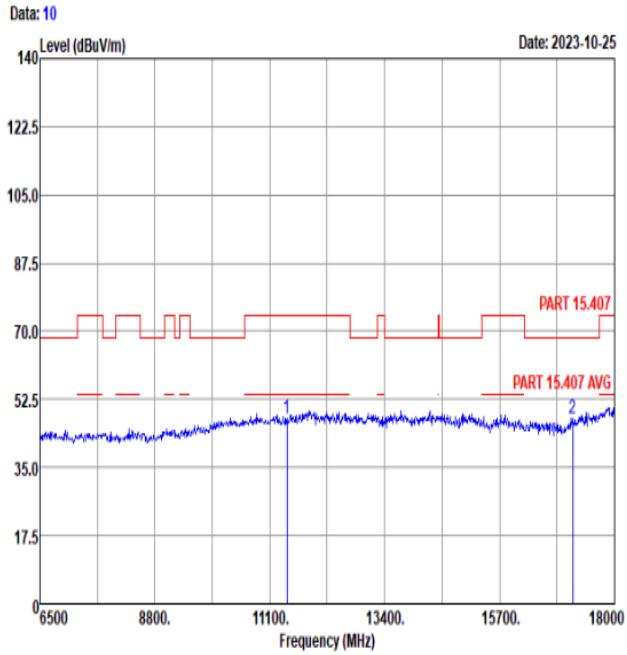 Freq Level Over Limit Limit Line ReadAntenna Level Cable Loss Preamp Factor A/Pos T/Pos Remark MHz dBuV/m dB dBuV/m dBuV dB/m dB dB cm deg 1 11440.00 47.64 -26.36 74.00 56.26 37.77 11.43 57.82 --- --- Peak 2 17160.00 47.70 -20.60 68.30 52.44 40.17 13.15 58.06 --- --- Peak

Mode	43	
	Band Edge - L	
	U-NII-2C_5.47-5.725_802.11ax HE40_CH102_Full_5510MHz	
ANT	0+1	
Pol.	Horizontal	Fundamental
Peak	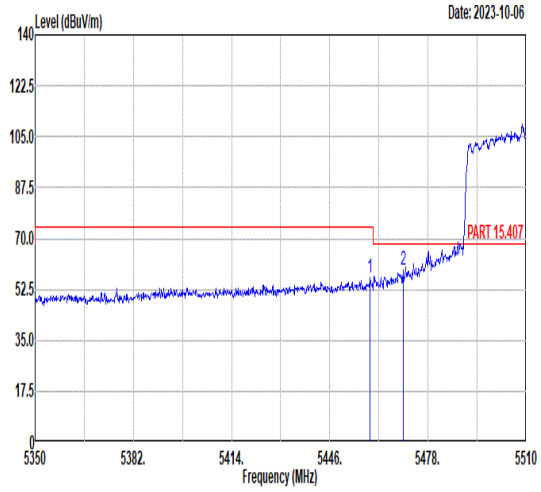 Freq Level Limit Line Margin Read Level Ant Factor Cable Loss Preamp Factor APos TPos Remark MHz dBuV/m dBuV/m dB dBuV dB/m dB dB cm deg 1 5459.12 56.30 74.00 -17.70 46.58 34.66 8.41 33.35 174 294 PEAK 2 5469.84 59.21 68.30 -9.09 49.50 34.67 8.40 33.36 174 294 PEAK	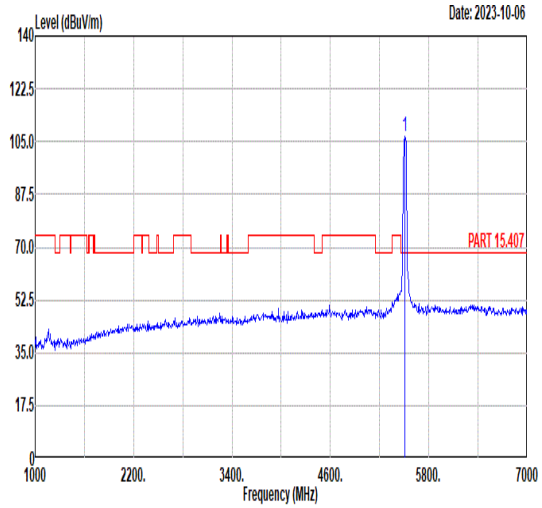 Freq Level Limit Line Margin Read Level Ant Factor Cable Loss Preamp Factor APos TPos Remark MHz dBuV/m dBuV/m dB dBuV dB/m dB dB cm deg 1 5510.00 106.48 ------ ------ 96.83 34.71 8.34 33.40 174 294 PEAK
Avg	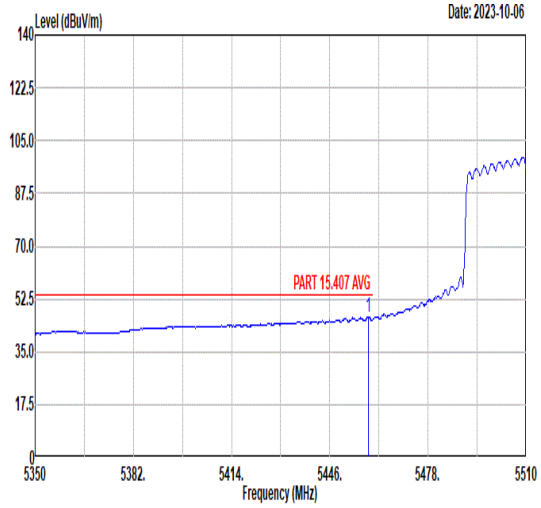 Freq Level Limit Line Margin Read Level Ant Factor Cable Loss Preamp Factor APos TPos Remark MHz dBuV/m dBuV/m dB dBuV dB/m dB dB cm deg 1 5458.48 46.45 54.00 -7.55 36.73 34.66 8.41 33.35 174 294 AVERAGE	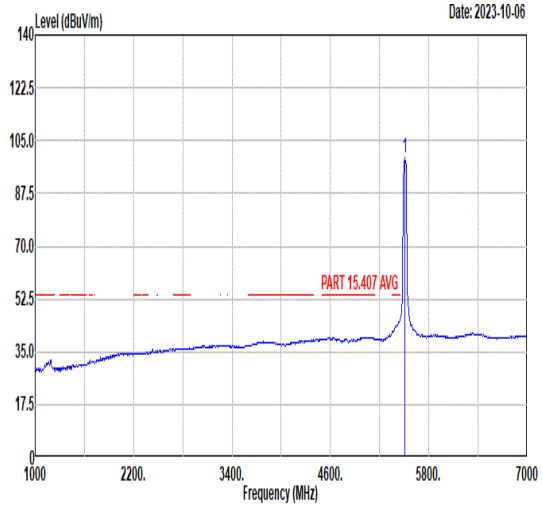 Freq Level Limit Line Margin Read Level Ant Factor Cable Loss Preamp Factor APos TPos Remark MHz dBuV/m dBuV/m dB dBuV dB/m dB dB cm deg 1 5510.00 99.48 ------ ------ 89.83 34.71 8.34 33.40 174 294 AVERAGE

Mode	43	
	Band Edge - R	
	U-NII-2C_5.47-5.725_802.11ax HE40_CH102_Full_5510MHz	
ANT	0+1	
Pol.	Horizontal	Fundamental
Peak	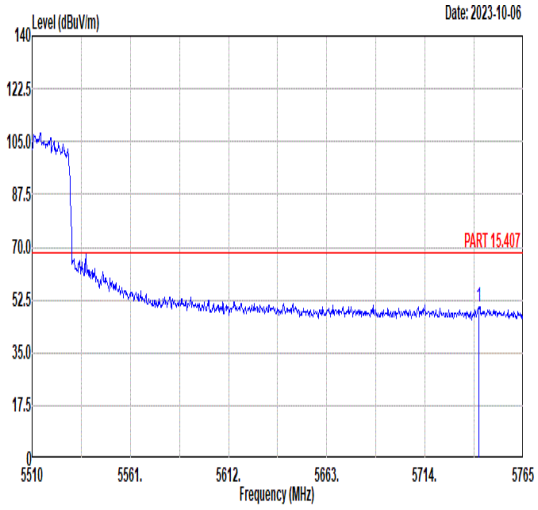 Freq Level Limit Line Margin Read Level Ant Factor Cable Loss Preamp Factor APos TPos Remark MHz dBuV/m dBuV/m dB dBuV dB/m dB dB cm deg 1 5741.80 50.21 68.30 -18.09 39.74 35.08 8.74 33.35 174 294 PEAK	Blank