Mode	74	
	Band Edge - L	
	U-NII-3_5.725-5.85_802.11ax HE80_CH155_Partial_RU 484/65_5775MHz	
ANT	0+1	
Pol.	Vertical	Fundamental
Peak	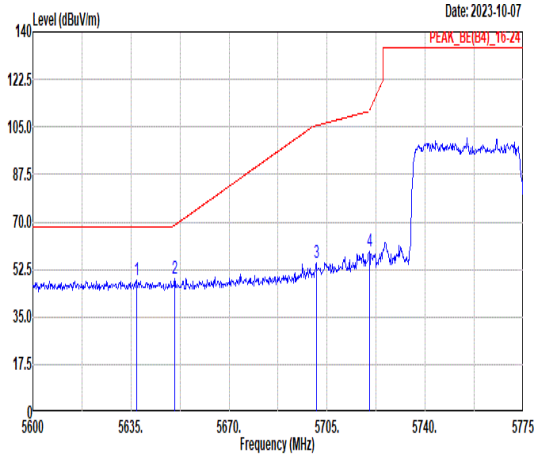 Freq Level Limit Line Margin Read Level Ant Factor Cable Loss Preamp Factor APos TPos Remark MHz dBuV/m dBuV/m dB dBuV dB/m dB dB cm deg 1 5636.93 48.54 68.30 -19.76 38.65 34.91 8.35 33.37 395 360 PEAK 2 5650.58 49.08 68.73 -19.65 39.11 34.94 8.40 33.37 395 360 PEAK 3 5701.15 54.73 105.52 -50.79 44.48 35.02 8.59 33.36 395 360 PEAK 4 5720.05 59.12 110.91 -51.79 48.77 35.05 8.66 33.36 395 360 PEAK	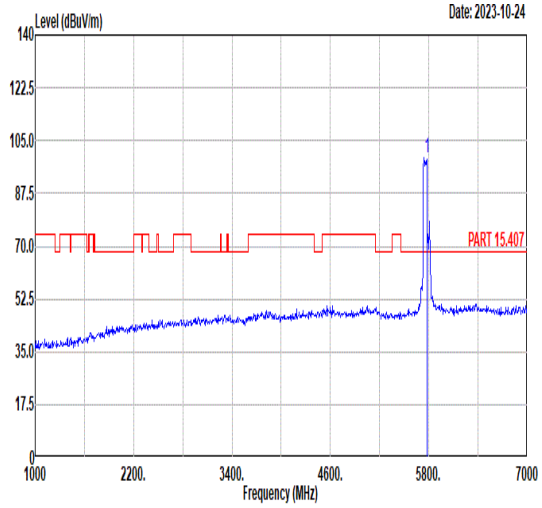 Freq Level Limit Line Margin Read Level Ant Factor Cable Loss Preamp Factor APos TPos Remark MHz dBuV/m dBuV/m dB dBuV dB/m dB dB cm deg 1 5775.00 99.08 ------ ------ 88.62 35.08 8.73 33.35 395 360 PEAK
Avg	Blank	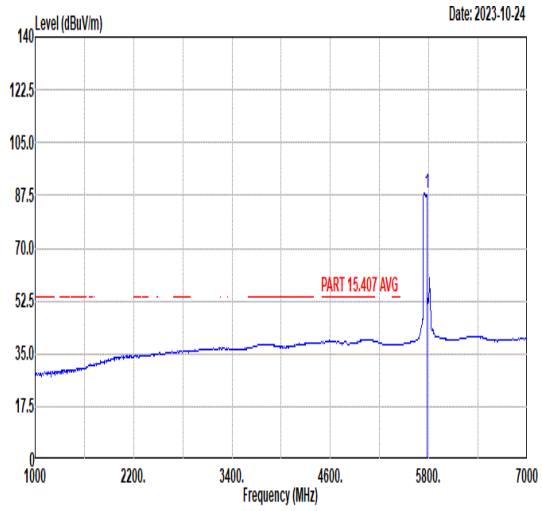 Freq Level Limit Line Margin Read Level Ant Factor Cable Loss Preamp Factor APos TPos Remark MHz dBuV/m dBuV/m dB dBuV dB/m dB dB cm deg 1 5775.00 88.24 ------ ------ 77.78 35.08 8.73 33.35 395 360 AVERAGE

Mode	74	
	Band Edge - R	
	U-NII-3_5.725-5.85_802.11ax HE80_CH155_Partial_RU 484/65_5775MHz	
ANT	0+1	
Pol.	Vertical	Fundamental
Peak	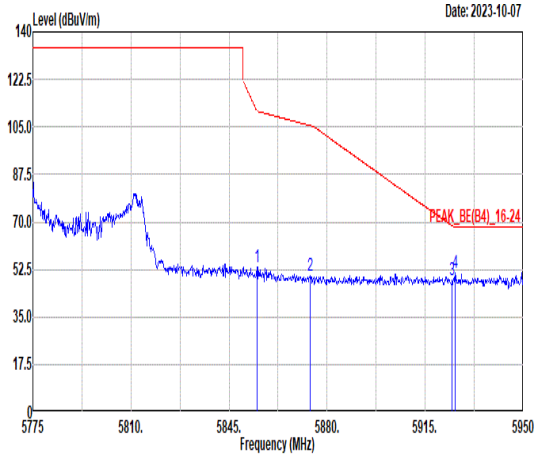 Freq Level Limit Line Margin Read Level Ant Factor Cable Loss Preamp Factor APos TPos Remark MHz dBuV/m dBuV/m dB dBuV dB/m dB dB cm deg 1 5854.98 53.52 110.86 -57.34 42.71 35.27 8.87 33.33 395 360 PEAK 2 5873.88 49.96 105.51 -55.55 39.14 35.30 8.85 33.33 395 360 PEAK 3 5924.63 48.72 68.48 -19.76 37.87 35.38 8.79 33.32 395 360 PEAK 4 5925.68 51.23 68.30 -17.07 40.38 35.38 8.79 33.32 395 360 PEAK	Blank

Mode	75
	Band Edge - L
	U-NII-3_5.725-5.85_802.11ax HE80_CH155_Partial_RU 484/66_5775MHz
ANT	0+1

Pol.	Horizontal	Fundamental
Peak	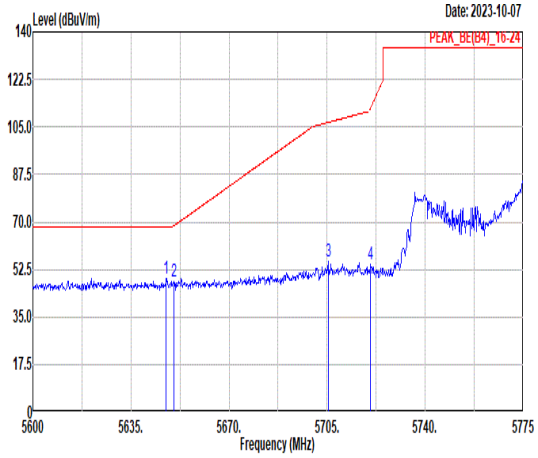 Freq Level Limit Line Margin Read Level Ant Factor Cable Loss Preamp Factor APos TPos Remark MHz dBuV/m dBuV/m dB dBuV dB/m dB dB cm deg 1 5647.60 49.07 68.30 -19.23 39.12 34.93 8.39 33.37 211 282 PEAK 2 5650.40 48.14 68.60 -20.46 38.17 34.94 8.40 33.37 211 282 PEAK 3 5705.35 55.30 106.70 -51.40 45.03 35.03 8.60 33.36 211 282 PEAK 4 5720.58 54.38 112.11 -57.73 44.03 35.05 8.66 33.36 211 282 PEAK	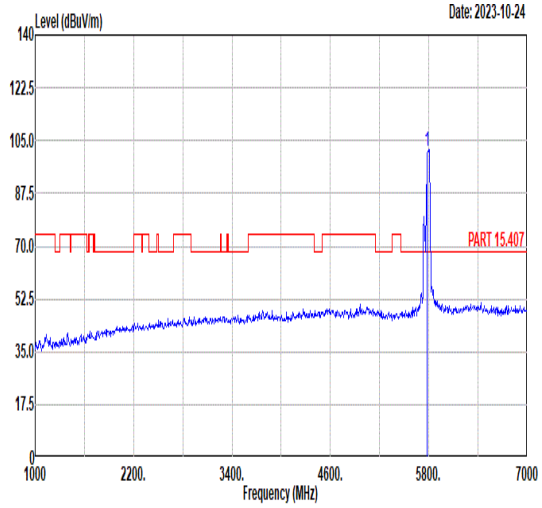 Freq Level Limit Line Margin Read Level Ant Factor Cable Loss Preamp Factor APos TPos Remark MHz dBuV/m dBuV/m dB dBuV dB/m dB dB cm deg 1 5775.00 101.43 ------ ------ 90.67 35.17 8.93 33.34 211 282 PEAK
Avg	Blank	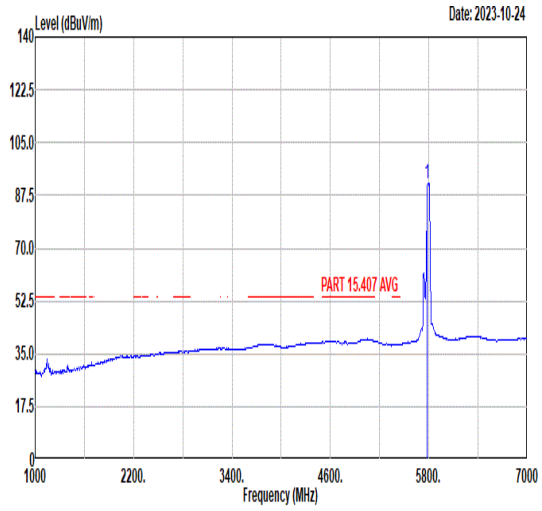 Freq Level Limit Line Margin Read Level Ant Factor Cable Loss Preamp Factor APos TPos Remark MHz dBuV/m dBuV/m dB dBuV dB/m dB dB cm deg 1 5775.00 91.60 ------ ------ 80.87 35.16 8.91 33.34 211 282 AVERAGE

Mode	75	
	Band Edge - R	
	U-NII-3_5.725-5.85_802.11ax HE80_CH155_Partial_RU 484/66_5775MHz	
ANT	0+1	
Pol.	Horizontal	Fundamental
Peak	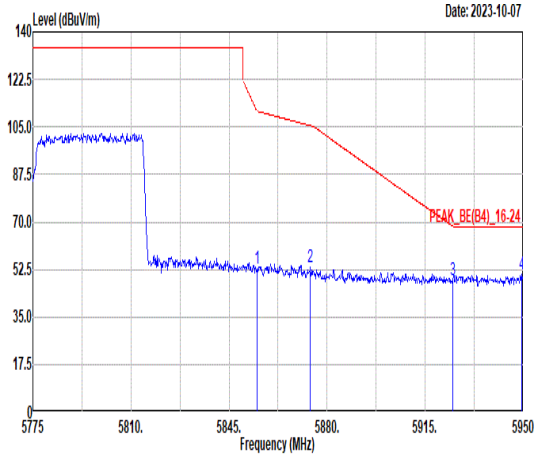 Freq Level Limit Line Margin Read Level Ant Factor Cable Loss Preamp Factor APos TPos Remark MHz dBuV/m dBuV/m dB dBuV dB/m dB dB cm deg 1 5854.98 52.61 110.86 -58.25 41.80 35.27 8.87 33.33 211 282 PEAK 2 5874.05 53.15 105.47 -52.32 42.33 35.30 8.85 33.33 211 282 PEAK 3 5924.98 48.82 68.22 -19.40 37.97 35.38 8.79 33.32 211 282 PEAK 4 5949.48 50.61 68.30 -17.69 39.74 35.42 8.76 33.31 211 282 PEAK	Blank

Mode	75	
	Band Edge - L	
	U-NII-3_5.725-5.85_802.11ax HE80_CH155_Partial_RU 484/66_5775MHz	
ANT	0+1	
Pol.	Vertical	Fundamental
Peak	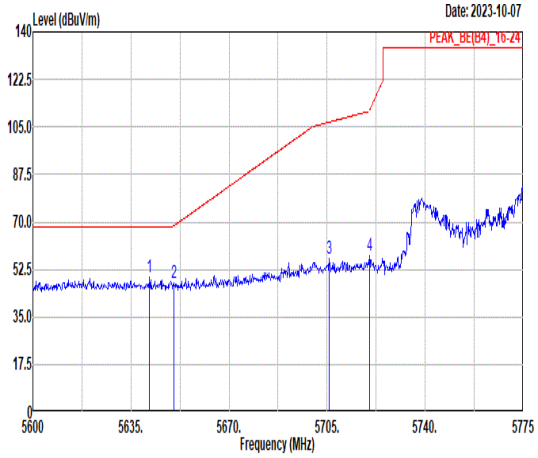 Freq Level Limit Line Margin Read Level Ant Factor Cable Loss Preamp Factor APos TPos Remark MHz dBuV/m dBuV/m dB dBuV dB/m dB dB cm deg 1 5641.65 49.61 68.30 -18.69 39.69 34.92 8.37 33.37 395 360 PEAK 2 5650.23 47.64 68.47 -20.83 37.67 34.94 8.40 33.37 395 360 PEAK 3 5705.70 56.67 106.80 -50.13 46.40 35.03 8.60 33.36 395 360 PEAK 4 5720.05 57.33 110.91 -53.58 46.98 35.05 8.66 33.36 395 360 PEAK	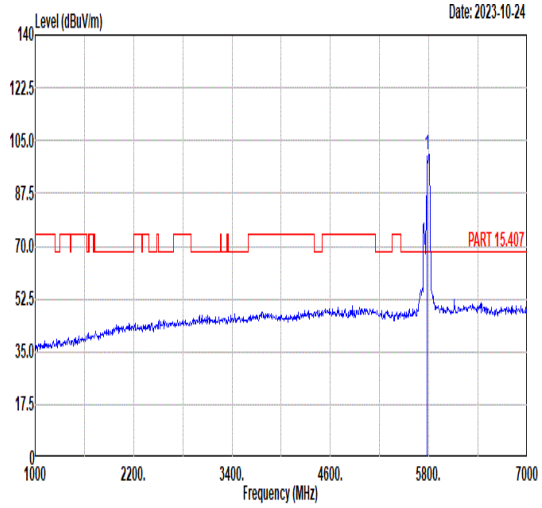 Freq Level Limit Line Margin Read Level Ant Factor Cable Loss Preamp Factor APos TPos Remark MHz dBuV/m dBuV/m dB dBuV dB/m dB dB cm deg 1 5775.00 100.60 ------ ------ 89.82 35.18 8.94 33.34 395 360 PEAK
Avg	Blank	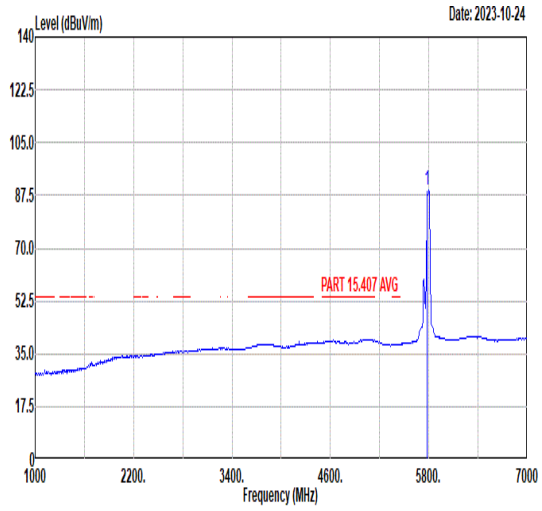 Freq Level Limit Line Margin Read Level Ant Factor Cable Loss Preamp Factor APos TPos Remark MHz dBuV/m dBuV/m dB dBuV dB/m dB dB cm deg 1 5775.00 89.23 ------ ------ 78.45 35.18 8.94 33.34 395 360 AVERAGE

Mode	75	
	Band Edge - R	
	U-NII-3_5.725-5.85_802.11ax HE80_CH155_Partial_RU 484/66_5775MHz	
ANT	0+1	
Pol.	Vertical	Fundamental
Peak	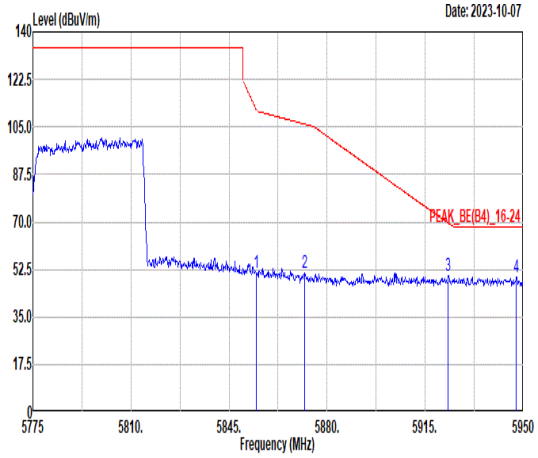 Freq Level Limit Line Margin Read Level Ant Factor Cable Loss Preamp Factor APos TPos Remark MHz dBuV/m dBuV/m dB dBuV dB/m dB dB cm deg 1 5854.80 51.29 111.26 -59.97 40.48 35.27 8.87 33.33 395 360 PEAK 2 5871.95 51.32 106.05 -54.73 40.50 35.30 8.85 33.33 395 360 PEAK 3 5923.23 50.30 69.51 -19.21 39.45 35.38 8.79 33.32 395 360 PEAK 4 5947.55 49.47 68.30 -18.83 38.60 35.42 8.76 33.31 395 360 PEAK	Blank

Mode	76	
	LF	
	U-NII-3_5.725-5.85_802.11a_CH165_5825MHz	
ANT	0+1	
Pol.	Horizontal	Vertical
Peak QP	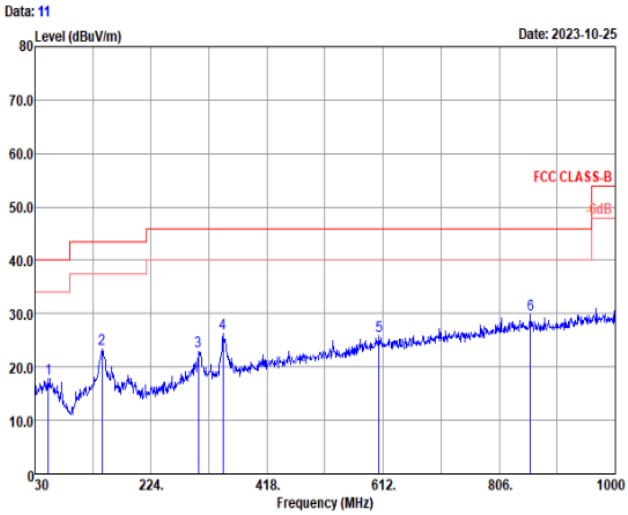 Freq Level Over Limit Limit Line ReadAntenna Level Cable Loss Preamp Factor A/Pos T/Pos Remark MHz dBuV/m dB dBuV/m dBuV dB/m dB dB cm deg 1 52.31 17.73 -22.27 40.00 32.41 19.53 0.74 34.95 --- --- Peak 2 142.52 23.49 -20.01 43.50 38.61 18.35 1.25 34.72 --- --- Peak 3 303.54 22.91 -23.09 46.00 36.50 19.20 1.81 34.60 --- --- Peak 4 344.28 26.25 -19.75 46.00 38.84 20.09 1.92 34.60 --- --- Peak 5 605.21 25.91 -20.09 46.00 31.77 26.11 2.62 34.59 --- --- Peak 6 858.38 29.91 -16.09 46.00 32.33 28.77 3.11 34.30 --- --- Peak	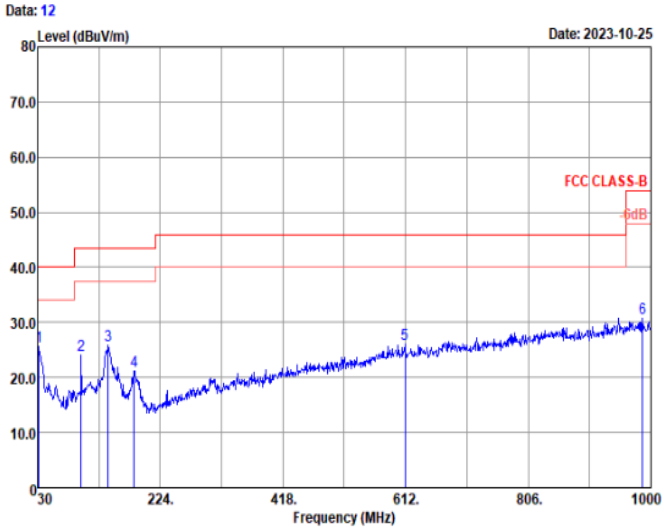 Freq Level Over Limit Limit Line ReadAntenna Level Cable Loss Preamp Factor A/Pos T/Pos Remark MHz dBuV/m dB dBuV/m dBuV dB/m dB dB cm deg 1 31.94 25.52 -14.48 40.00 41.75 18.01 0.56 34.80 --- --- Peak 2 98.87 24.10 -19.40 43.50 43.08 14.78 1.04 34.80 --- --- Peak 3 141.55 25.84 -17.66 43.50 41.04 18.27 1.25 34.72 --- --- Peak 4 182.29 21.21 -22.29 43.50 37.43 17.05 1.43 34.70 --- --- Peak 5 611.03 26.00 -20.00 46.00 31.83 26.12 2.63 34.58 --- --- Peak 6 986.42 30.81 -23.19 54.00 31.75 29.96 3.33 34.23 --- --- Peak

Mode	77	
	Band Edge - L	
	U-NII-2C_5.47-5.725_802.11ac VHT80_CH106_Full_5530MHz	
ANT	0+1	
Pol.	Horizontal	Fundamental
Peak	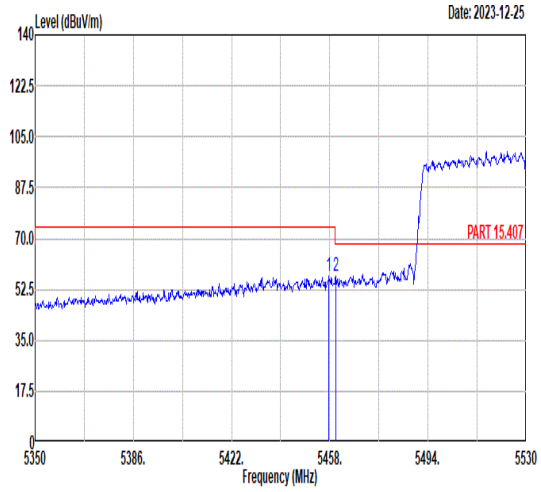 Freq Level Limit Line Margin Read Level Ant Factor Cable Loss Preamp Factor APos TPos Remark MHz dBuV/m dBuV/m dB dBuV dB/m dB dB cm deg 1 5457.64 57.15 74.00 -16.85 47.42 34.66 8.41 33.34 216 297 PEAK 2 5460.34 57.15 68.30 -11.15 47.43 34.66 8.41 33.35 216 297 PEAK	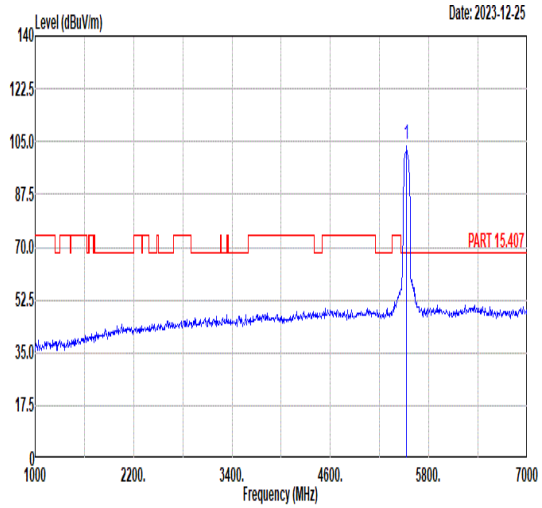 Freq Level Limit Line Margin Read Level Ant Factor Cable Loss Preamp Factor APos TPos Remark MHz dBuV/m dBuV/m dB dBuV dB/m dB dB cm deg 1 5530.00 103.82 ------ ------ 94.15 34.74 8.32 33.39 216 297 PEAK
Avg	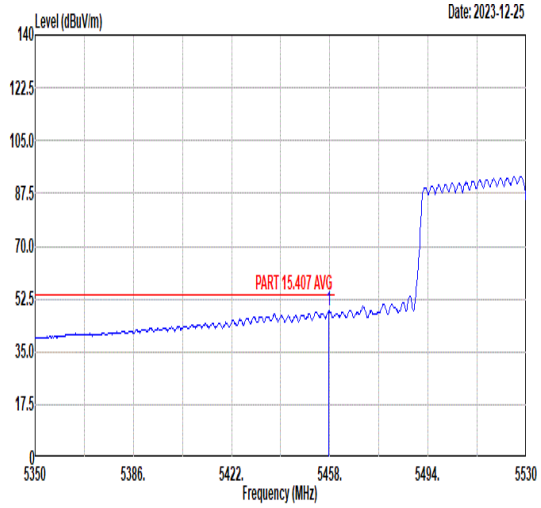 Freq Level Limit Line Margin Read Level Ant Factor Cable Loss Preamp Factor APos TPos Remark MHz dBuV/m dBuV/m dB dBuV dB/m dB dB cm deg 1 5457.64 48.57 54.00 -5.43 38.84 34.66 8.41 33.34 216 297 AVERAGE	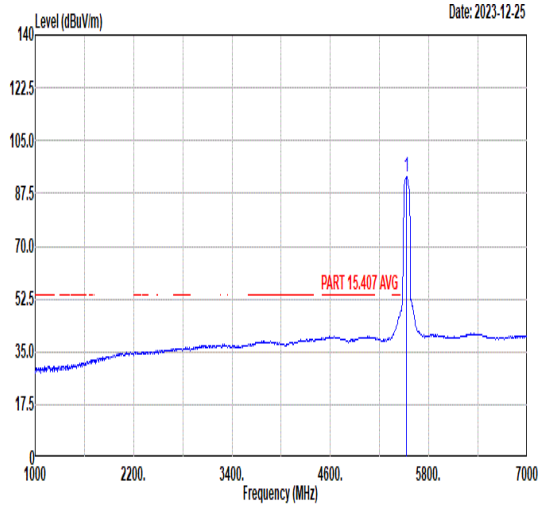 Freq Level Limit Line Margin Read Level Ant Factor Cable Loss Preamp Factor APos TPos Remark MHz dBuV/m dBuV/m dB dBuV dB/m dB dB cm deg 1 5530.00 93.04 ------ ------ 83.37 34.74 8.32 33.39 216 297 AVERAGE

Mode	77	
	Band Edge - R	
	U-NII-2C_5.47-5.725_802.11ac VHT80_CH106_Full_5530MHz	
ANT	0+1	
Pol.	Horizontal	Fundamental
Peak	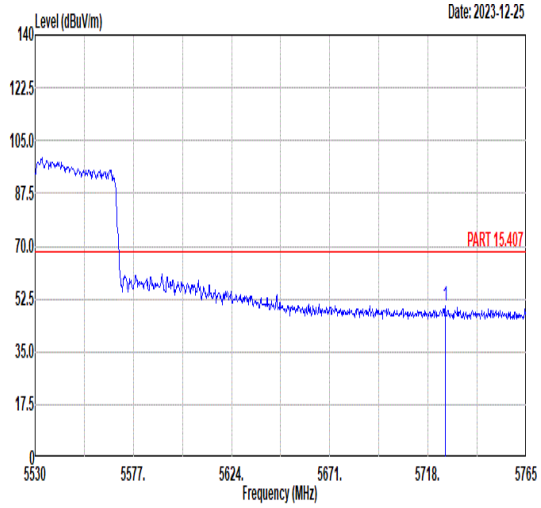 Freq Level Limit Line Margin Read Level Ant Factor Cable Loss Preamp Factor APos TPos Remark MHz dBuV/m dBuV/m dB dBuV dB/m dB dB cm deg 1 5726.23 50.15 68.30 -18.15 39.76 35.06 8.68 33.35 216 297 PEAK	Blank

Mode	77	
	Band Edge - L	
	U-NII-2C_5.47-5.725_802.11ac VHT80_CH106_Full_5530MHz	
ANT	0+1	
Pol.	Vertical	Fundamental
Peak	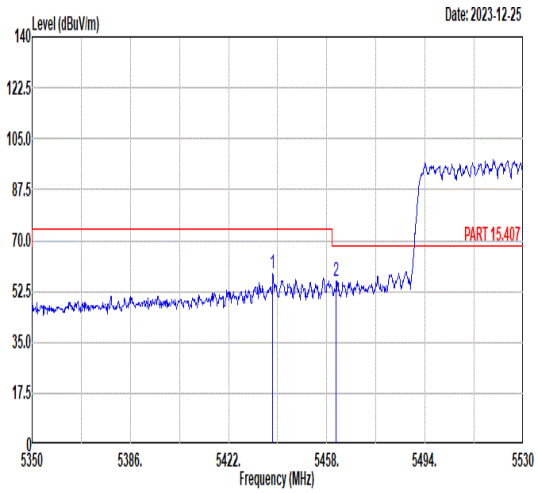 Freq Level Limit Line Margin Read Level Ant Factor Cable Loss Preamp Factor APos TPos Remark 1 5438.20 58.78 74.00 -15.22 49.00 34.65 8.44 33.31 383 358 PEAK 2 5461.42 55.94 68.30 -12.36 46.21 34.67 8.41 33.35 383 358 PEAK	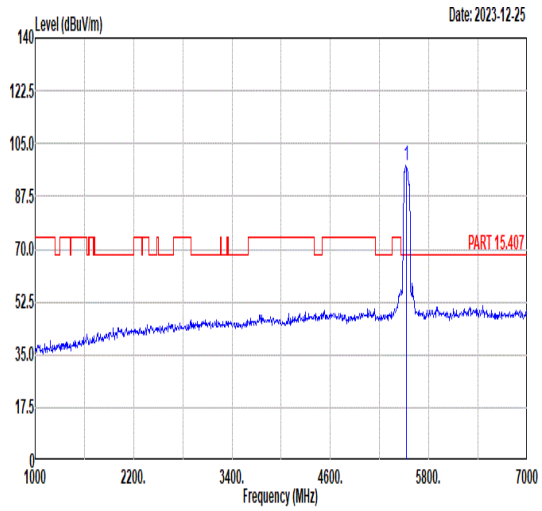 Freq Level Limit Line Margin Read Level Ant Factor Cable Loss Preamp Factor APos TPos Remark 1 5530.00 97.66 ------ ------ 88.01 34.72 8.33 33.40 383 358 PEAK
Avg	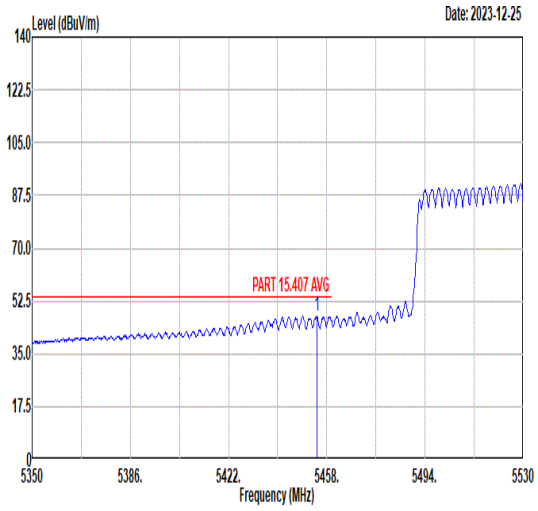 Freq Level Limit Line Margin Read Level Ant Factor Cable Loss Preamp Factor APos TPos Remark 1 5454.40 47.35 54.00 -6.65 37.61 34.66 8.42 33.34 383 358 AVERAGE	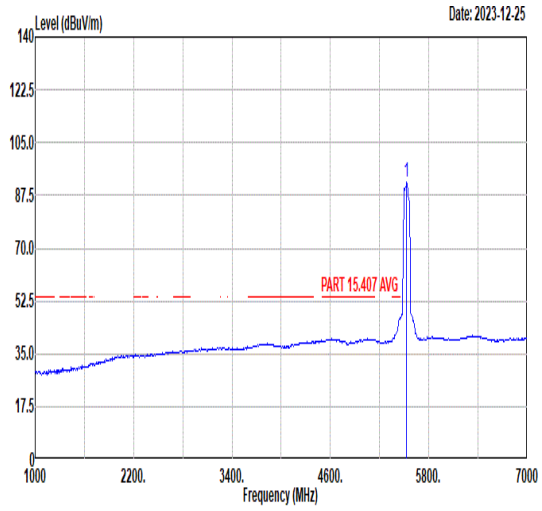 Freq Level Limit Line Margin Read Level Ant Factor Cable Loss Preamp Factor APos TPos Remark 1 5530.00 91.68 ------ ------ 82.01 34.74 8.32 33.39 383 358 AVERAGE

Mode	77	
	Band Edge - R	
	U-NII-2C_5.47-5.725_802.11ac VHT80_CH106_Full_5530MHz	
ANT	0+1	
Pol.	Vertical	Fundamental
Peak	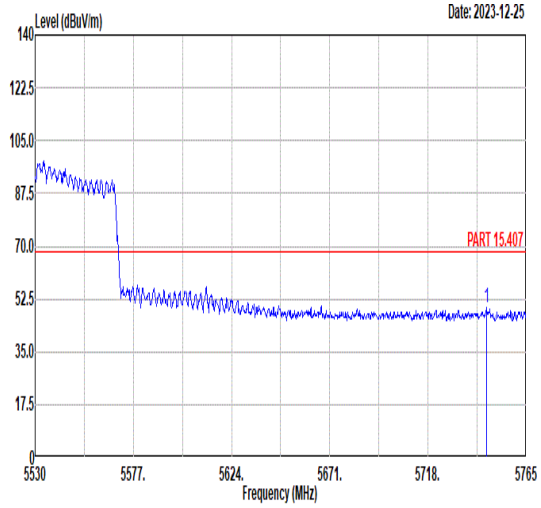 Freq Level Limit Line Margin Read Level Ant Factor Cable Loss Preamp Factor APos TPos Remark MHz dBuV/m dBuV/m dB dBuV dB/m dB dB cm deg 1 5746.20 49.40 68.30 -18.90 38.91 35.09 8.75 33.35 383 358 PEAK	Blank

Mode	77	
	Harmonic	
	U-NII-2C_5.47-5.725_802.11ac VHT80_CH106_Full_5530MHz	
ANT	0+1	
Pol.	Horizontal	Vertical
Peak Avg	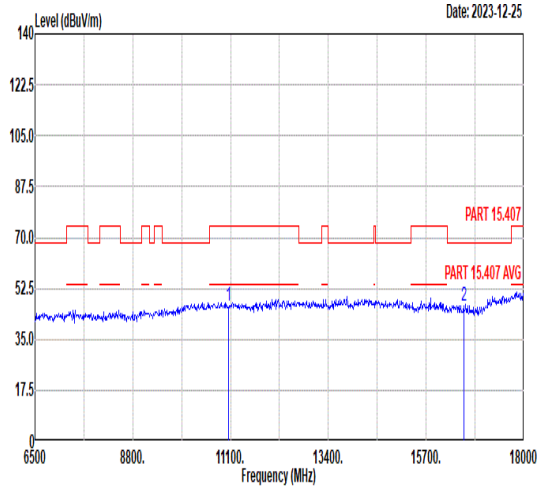 Freq Level Limit Line Margin Read Level Ant Factor Cable Loss Preamp Factor APos TPos Remark MHz dBuV/m dBuV/m dB dBuV dB/m dB dB cm deg 1 11060.00 46.65 74.00 -27.35 55.48 38.16 11.24 58.23 -- -- Peak 2 16590.00 46.41 68.30 -21.89 51.21 41.00 12.95 58.75 -- -- Peak	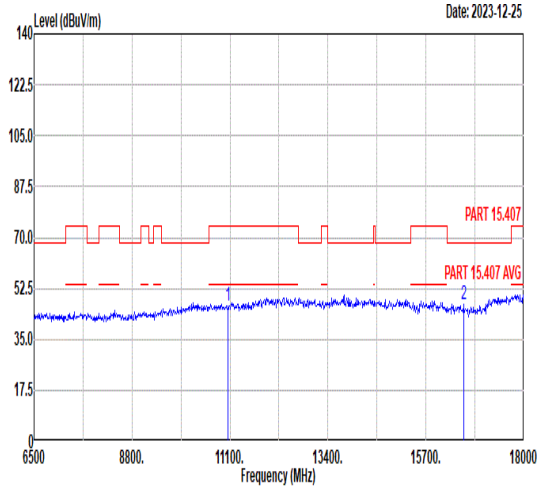 Freq Level Limit Line Margin Read Level Ant Factor Cable Loss Preamp Factor APos TPos Remark MHz dBuV/m dBuV/m dB dBuV dB/m dB dB cm deg 1 11060.00 46.58 74.00 -27.42 55.41 38.16 11.24 58.23 -- -- Peak 2 16590.00 47.18 68.30 -21.12 51.98 41.00 12.95 58.75 -- -- Peak

Mode	78	
	Band Edge	
	U-NII-3_5.725-5.85_802.11ac VHT20_CH165_Full_5825MHz	
ANT	0+1	
Pol.	Horizontal	Fundamental
Peak	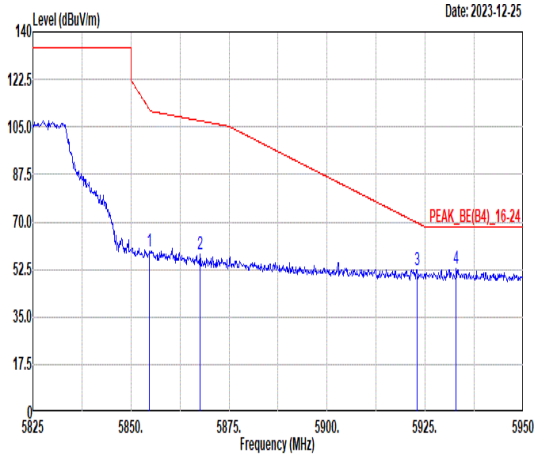 Freq Level Limit Line Margin Read Level Ant Factor Cable Loss Preamp Factor APos TPos Remark MHz dBuV/m dBuV/m dB dBuV dB/m dB dB cm deg 1 5854.75 59.01 111.37 -52.36 48.20 35.27 8.87 33.33 200 272 PEAK 2 5867.63 58.35 107.26 -48.91 47.53 35.29 8.86 33.33 200 272 PEAK 3 5922.88 52.56 69.77 -17.21 41.71 35.38 8.79 33.32 200 272 PEAK 4 5932.88 52.71 68.30 -15.59 41.86 35.39 8.78 33.32 200 272 PEAK	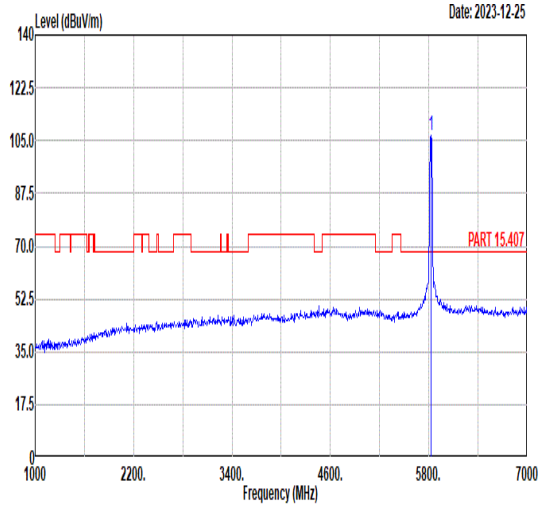 Freq Level Limit Line Margin Read Level Ant Factor Cable Loss Preamp Factor APos TPos Remark MHz dBuV/m dBuV/m dB dBuV dB/m dB dB cm deg 1 5825.00 106.96 ------ ------ 96.17 35.22 8.91 33.34 200 272 PEAK
Avg	Blank	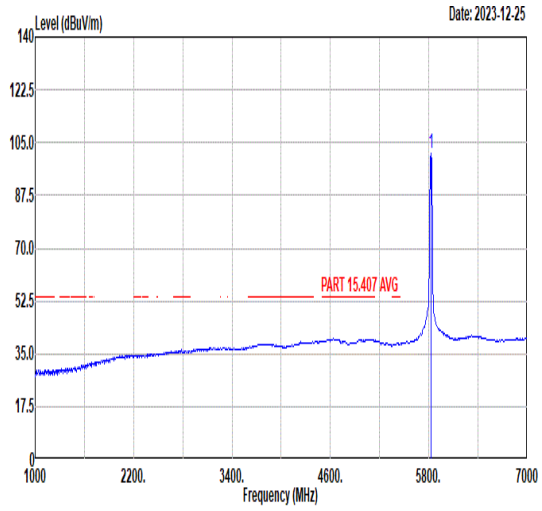 Freq Level Limit Line Margin Read Level Ant Factor Cable Loss Preamp Factor APos TPos Remark MHz dBuV/m dBuV/m dB dBuV dB/m dB dB cm deg 1 5825.00 101.23 ------ ------ 90.43 35.23 8.90 33.33 200 272 AVERAGE

Mode	78	
	Band Edge	
	U-NII-3_5.725-5.85_802.11ac VHT20_CH165_Full_5825MHz	
ANT	0+1	
Pol.	Vertical	Fundamental
Peak	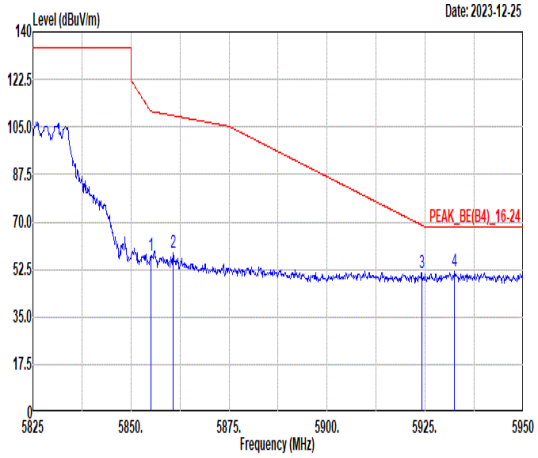 Freq Level Limit Line Margin Read Level Ant Factor Cable Loss Preamp Factor APos TPos Remark MHz dBuV/m dBuV/m dB dBuV dB/m dB dB cm deg 1 5855.00 57.48 110.80 -53.32 46.67 35.27 8.87 33.33 400 359 PEAK 2 5860.75 58.72 109.19 -50.47 47.91 35.28 8.86 33.33 400 359 PEAK 3 5924.13 51.48 68.84 -17.36 40.63 35.38 8.79 33.32 400 359 PEAK 4 5932.50 52.01 68.30 -16.29 41.16 35.39 8.78 33.32 400 359 PEAK	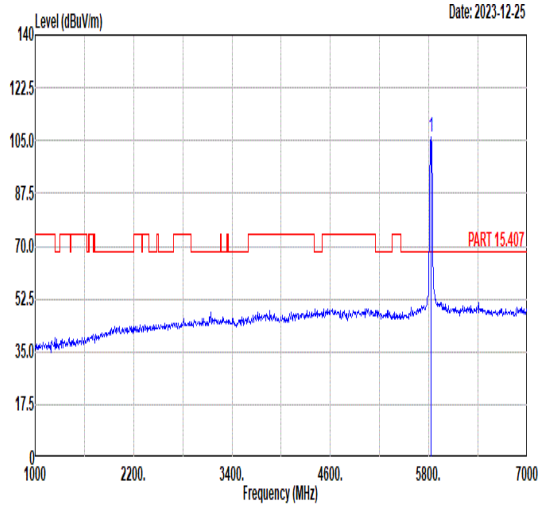 Freq Level Limit Line Margin Read Level Ant Factor Cable Loss Preamp Factor APos TPos Remark MHz dBuV/m dBuV/m dB dBuV dB/m dB dB cm deg 1 5825.00 106.03 ------ ------ 95.24 35.22 8.91 33.34 400 359 PEAK
Avg	Blank	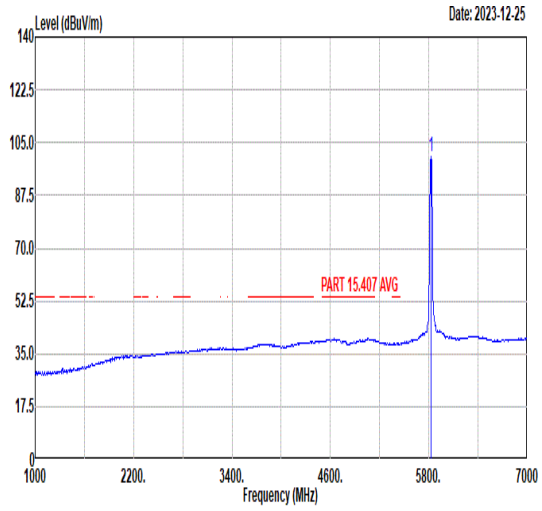 Freq Level Limit Line Margin Read Level Ant Factor Cable Loss Preamp Factor APos TPos Remark MHz dBuV/m dBuV/m dB dBuV dB/m dB dB cm deg 1 5825.00 100.32 ------ ------ 89.53 35.22 8.91 33.34 400 359 AVERAGE

Mode	78	
	Harmonic	
	U-NII-3_5.725-5.85_802.11ac VHT20_CH165_Full_5825MHz	
ANT	0+1	
Pol.	Horizontal	Vertical
Peak Avg	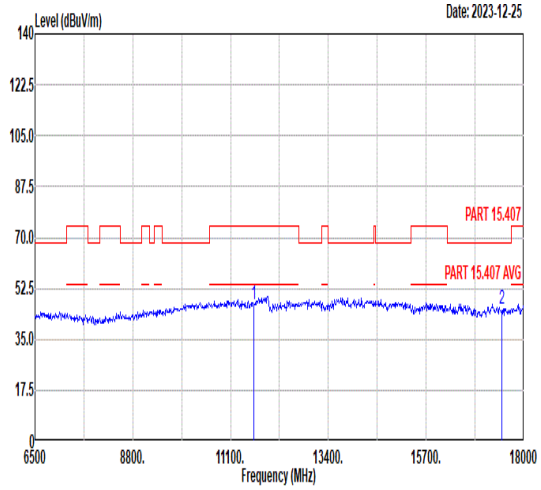 Freq Level Limit Line Margin Read Level Ant Factor Cable Loss Preamp Factor APos TPos Remark MHz dBuV/m dBuV/m dB dBuV dB/m dB dB cm deg 1 11650.00 47.01 74.00 -26.99 54.28 38.78 11.53 57.58 -- -- Peak 2 17475.00 45.66 68.30 -22.64 48.67 41.39 13.23 57.63 -- -- Peak	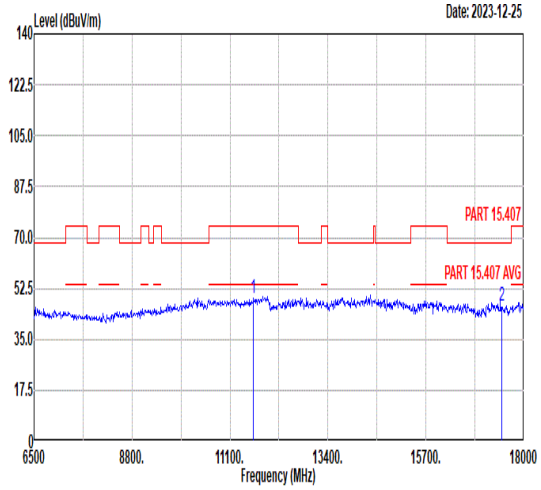 Freq Level Limit Line Margin Read Level Ant Factor Cable Loss Preamp Factor APos TPos Remark MHz dBuV/m dBuV/m dB dBuV dB/m dB dB cm deg 1 11650.00 49.23 74.00 -24.77 56.50 38.78 11.53 57.58 -- -- Peak 2 17475.00 46.69 68.30 -21.61 49.70 41.39 13.23 57.63 -- -- Peak

Test Results for Co-location mode:

Mode 79 802.11a CH36 &11b CH01

11a CH36 (Band Edge @ 3m)

	Note	Frequency (MHz)	Level (dBµV/m)	Margin (dB)	Limit Line (dBµV/m)	Read Level (dBµV)	Antenna Factor (dB/m)	Cable Loss (dB)	Preamp Factor (dB)	Ant Pos (cm)	Table Pos (deg)	Peak Avg. (P/A)	Pol. (H/V)
Co-location		5147.42	56.75	-17.25	74	47.07	34.62	7.91	32.85	221	268	P	H
		5147.68	48.13	-5.87	54	38.45	34.62	7.91	32.85	221	268	A	H
	*	5180	112.19	----	----	102.5	34.65	7.93	32.89	221	268	P	H
	*	5180	104.25	----	----	94.56	34.65	7.93	32.89	221	268	A	H
		5133.38	53.1	-20.9	74	43.39	34.61	7.91	32.81	382	342	P	V
		5149.24	45.09	-8.91	54	35.41	34.62	7.91	32.85	382	342	A	V
	*	5180	108.65	----	----	98.96	34.65	7.93	32.89	382	342	P	V
	*	5180	101.05	----	----	91.36	34.65	7.93	32.89	382	342	A	V
Remark	1. No other spurious found. 2. All results are PASS against Peak and Average limit line.												

11b CH01 (Band Edge @ 3m)

	Note	Frequency (MHz)	Level (dBμV/m)	Margin (dB)	Limit Line (dBμV/m)	Read Level (dBμV)	Antenna Factor (dB/m)	Cable Loss (dB)	Preamp Factor (dB)	Ant Pos (cm)	Table Pos (deg)	Peak Avg. (P/A)	Pol. (H/V)
Co-location		2389.8	53.78	-20.22	74	52.03	30.6	4.81	33.66	240	358	P	H
		2385.39	43.25	-10.75	54	41.47	30.63	4.81	33.66	240	358	A	H
	*	2412	104.4	----	----	102.61	30.63	4.81	33.65	240	358	P	H
	*	2412	101.17	----	----	99.38	30.63	4.81	33.65	240	358	A	H
		2386.02	51.94	-22.06	74	50.19	30.6	4.81	33.66	131	279	P	V
		2385.495	41.48	-12.52	54	39.7	30.63	4.81	33.66	131	279	A	V
	*	2412	103.05	----	----	101.26	30.63	4.81	33.65	131	279	P	V
	*	2412	99.72	----	----	97.93	30.63	4.81	33.65	131	279	A	V
Remark	1. No other spurious found. 2. All results are PASS against Peak and Average limit line.												

(Harmonic @ 3m)

WIFI Ant. 1	Note	Frequency (MHz)	Level (dBμV/m)	Margin (dB)	Limit Line (dBμV/m)	Read Level (dBμV)	Antenna Factor (dB/m)	Cable Loss (dB)	Preamp Factor (dB)	Ant Pos (cm)	Table Pos (deg)	Peak Avg. (P/A)	Pol. (H/V)
Co-location		4824	41.55	-32.45	74	57.02	34.26	7.75	57.48	-	-	P	H
		10360	47.31	-20.99	68.3	58.23	37.34	10.73	58.99	-	-	P	H
		15540	46	-28	74	53.28	38.93	12.72	58.93	-	-	P	H
		4824	42.09	-31.91	74	57.56	34.26	7.75	57.48	-	-	P	V
		10360	46.77	-21.53	68.3	57.69	37.34	10.73	58.99	-	-	P	V
		15540	47.25	-26.75	74	54.53	38.93	12.72	58.93	-	-	P	V
Remark	1. No other spurious found. 2. All results are PASS against Peak and Average limit line.												

Plots:

Note: For all plots below, the over limit line signals are Fundamental signal which can be ignored.

Mode 79 802.11a CH36 &11b CH01

11a CH36 (Band Edge @ 3m)

	5GHz 5150~5250MHz Band Edge @ 3m	
	802.11a CH36 &11b CH01 Co-location	
	Horizontal	Fundamental
Peak	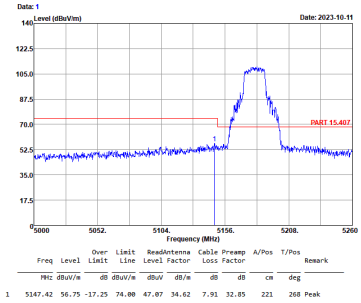	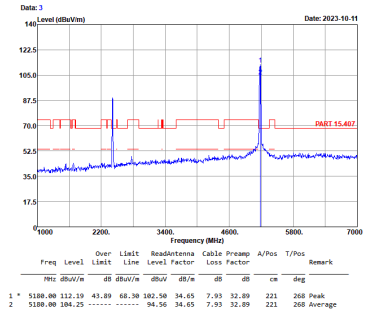
Avg.	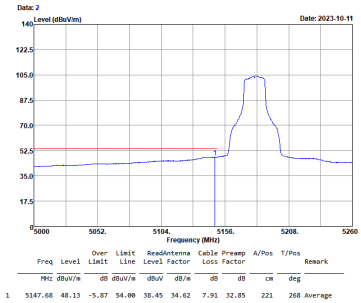	

	5GHz 5150~5250MHz Band Edge @ 3m	
	802.11a CH36 &11b CH01 Co-location	
	Vertical	Fundamental
Peak	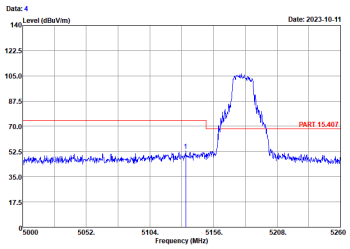 Freq Level Over Limit Limit Line ReadAntenna Level Factor Cable Loss Preamp Factor A/Pos T/Pos Remark MHz dBuV/m dB dBuV/m dBuV dB/m dB dB cm deg 1 5133.38 53.10 -20.90 74.00 43.39 34.61 7.91 32.81 382 342 Peak	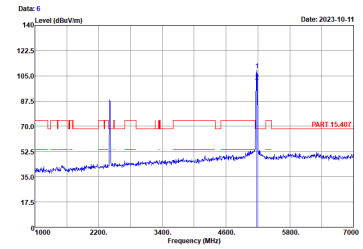 Freq Level Over Limit Limit Line ReadAntenna Level Factor Cable Loss Preamp Factor A/Pos T/Pos Remark MHz dBuV/m dB dBuV/m dBuV dB/m dB dB cm deg 1 * 5180.00 108.65 40.35 68.30 98.96 34.65 7.93 32.89 382 342 Peak 2 5180.00 101.05 ------ ------ 91.36 34.65 7.93 32.89 382 342 Average
Avg.	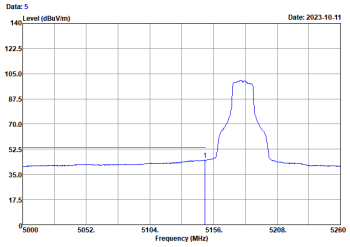 Freq Level Over Limit Limit Line ReadAntenna Level Factor Cable Loss Preamp Factor A/Pos T/Pos Remark MHz dBuV/m dB dBuV/m dBuV dB/m dB dB cm deg 1 5149.24 45.09 -8.91 54.00 35.41 34.62 7.91 32.85 382 342 Average	

11b CH01 (Band Edge @ 3m)

	2.4GHz 2400~2483.5MHz Band Edge @ 3m	
	802.11a CH36 &11b CH01 Co-location	
	Horizontal	Fundamental
Peak	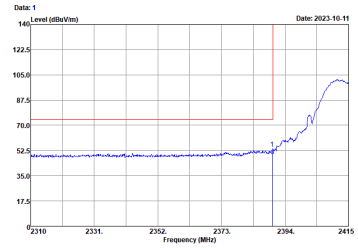 Freq Level Over Limit Limit Limit Line ReadAntenna Level Factor Cable Loss Factor Preamp Factor A/Pos T/Pos Remark MHz dBuV/m dB dBuV/m dBuV dB/m dB dB cm deg 1 2389.80 53.78 -20.22 74.00 52.03 30.60 4.81 33.66 240 358 Peak	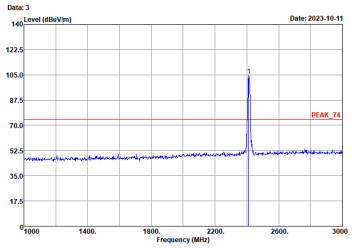 Freq Level Over Limit Limit Line ReadAntenna Level Factor Cable Loss Factor Preamp Factor A/Pos T/Pos Remark MHz dBuV/m dB dBuV/m dBuV dB/m dB dB cm deg 1 * 2412.00 104.40 30.40 74.00 102.61 30.63 4.81 33.65 240 358 Peak
Avg.	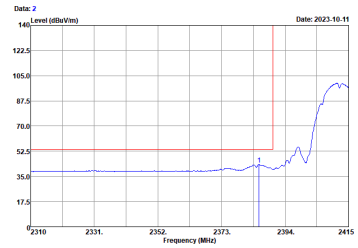 Freq Level Over Limit Limit Line ReadAntenna Level Factor Cable Loss Factor Preamp Factor A/Pos T/Pos Remark MHz dBuV/m dB dBuV/m dBuV dB/m dB dB cm deg 1 2385.39 43.25 -10.75 54.00 41.47 30.63 4.81 33.66 240 358 Average	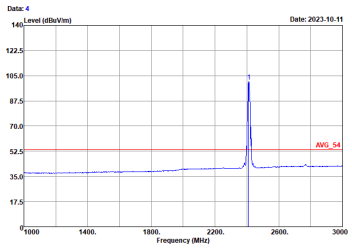 Freq Level Over Limit Limit Line ReadAntenna Level Factor Cable Loss Factor Preamp Factor A/Pos T/Pos Remark MHz dBuV/m dB dBuV/m dBuV dB/m dB dB cm deg 1 * 2412.00 101.17 47.17 54.00 99.38 30.63 4.81 33.65 240 358 Average

	2.4GHz 2400~2483.5MHz Band Edge @ 3m	
	802.11a CH36 &11b CH01 Co-location	
	Vertical	Fundamental
Peak	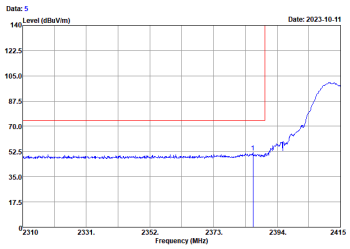 Freq Level Over Limit Limit Line ReadAntenna Level Factor Cable Loss Factor Preamp Factor A/Pos T/Pos Remark MHz dBuV/m dB dBuV/m dBuV dB/m dB dB cm deg 1 2386.02 51.94 -22.06 74.00 50.19 30.60 4.81 33.66 131 279 Peak	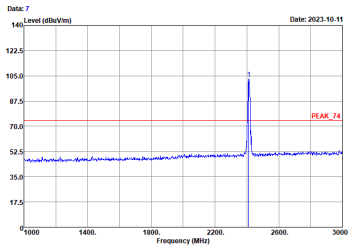 Freq Level Over Limit Limit Line ReadAntenna Level Factor Cable Loss Factor Preamp Factor A/Pos T/Pos Remark MHz dBuV/m dB dBuV/m dBuV dB/m dB dB cm deg 1 * 2412.00 103.05 29.05 74.00 101.26 30.63 4.81 33.65 131 279 Peak
Avg.	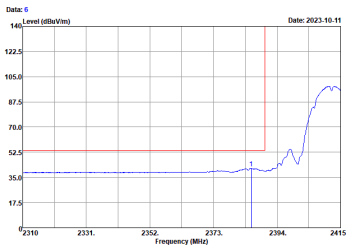 Freq Level Over Limit Limit Line ReadAntenna Level Factor Cable Loss Factor Preamp Factor A/Pos T/Pos Remark MHz dBuV/m dB dBuV/m dBuV dB/m dB dB cm deg 1 2385.50 41.48 -12.52 54.00 39.70 30.63 4.81 33.66 131 279 Average	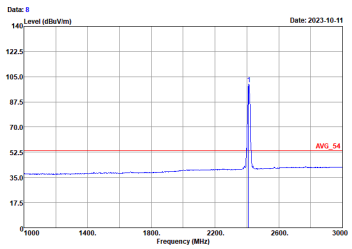 Freq Level Over Limit Limit Line ReadAntenna Level Factor Cable Loss Factor Preamp Factor A/Pos T/Pos Remark MHz dBuV/m dB dBuV/m dBuV dB/m dB dB cm deg 1 * 2412.00 99.72 45.72 54.00 97.93 30.63 4.81 33.65 131 279 Average

802.11a CH36 &11b CH01 (Harmonic @ 3m)

	(Harmonic @ 3m)	
	802.11a CH36 &11b CH01 Co-location	
	Horizontal	Vertical
Peak	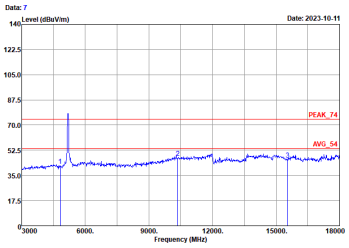 Data: 7 Level (dBuV/m) Date: 2023-10-11 PEAK_74 AVG_54 Frequency (MHz) Freq Level Over Limit Limit Line ReadAntenna Level Factor Cable Loss Preamp Factor A/Pos T/Pos Remark MHz dBuV/m dB dBuV/m dBuV dB/m dB dB cm deg 1 4824.00 41.55 -32.45 74.00 57.02 34.26 7.75 57.48 --- --- Peak 2 10360.00 47.31 -20.99 68.30 58.23 37.34 10.73 58.99 --- --- Peak 3 15540.00 46.00 -28.00 74.00 53.28 38.93 12.72 58.93 --- --- Peak	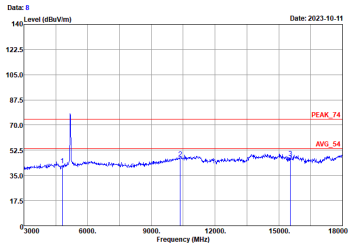 Data: 8 Level (dBuV/m) Date: 2023-10-11 PEAK_74 AVG_54 Frequency (MHz) Freq Level Over Limit Limit Line ReadAntenna Level Factor Cable Loss Preamp Factor A/Pos T/Pos Remark MHz dBuV/m dB dBuV/m dBuV dB/m dB dB cm deg 1 4824.00 42.09 -31.91 74.00 57.56 34.26 7.75 57.48 --- --- Peak 2 10360.00 46.77 -21.53 68.30 57.69 37.34 10.73 58.99 --- --- Peak 3 15540.00 47.25 -26.75 74.00 54.53 38.93 12.72 58.93 --- --- Peak

Appendix D. Duty Cycle Plots

Antenna	Band	Duty Cycle(%)	T(ms)	1/T(kHz)	VBW Setting
1+2	802.11a	91.08	4.29	0.233	300Hz
1+2	802.11ax HE20	90.75	4.71	0.212	300Hz
1+2	802.11ax HE40	86.17	3.55	0.282	300Hz
1+2	802.11ax HE80	75.11	1.72	0.581	1kHz

802.11a

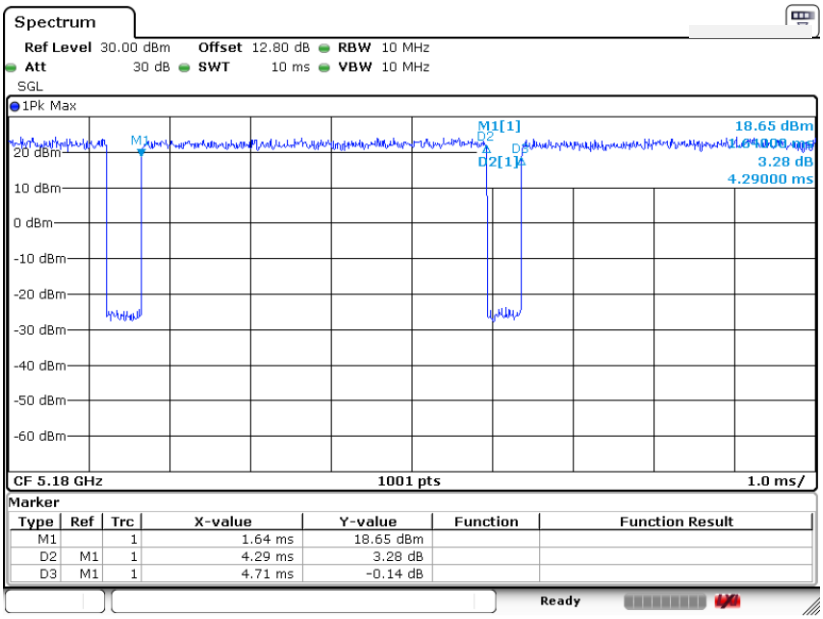

802.11ax HE20

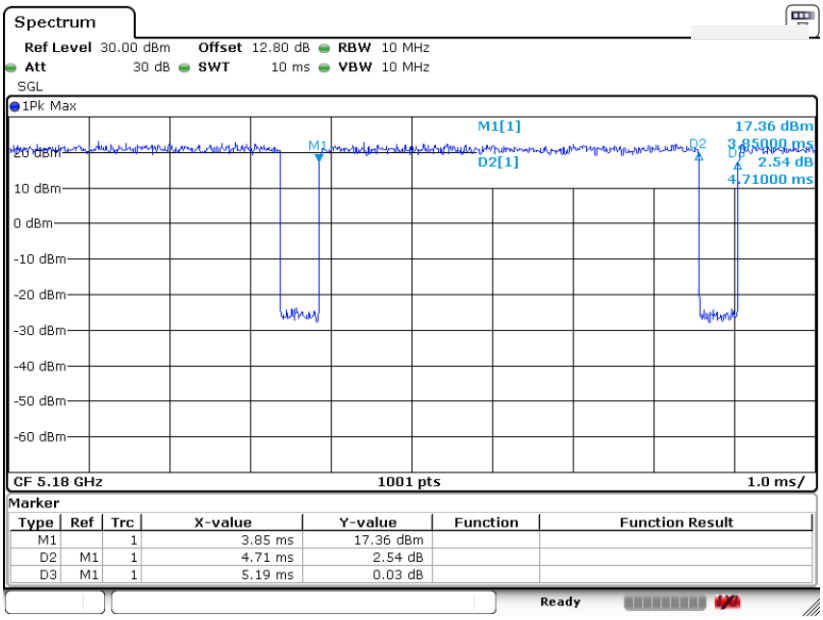

802.11ax HE40

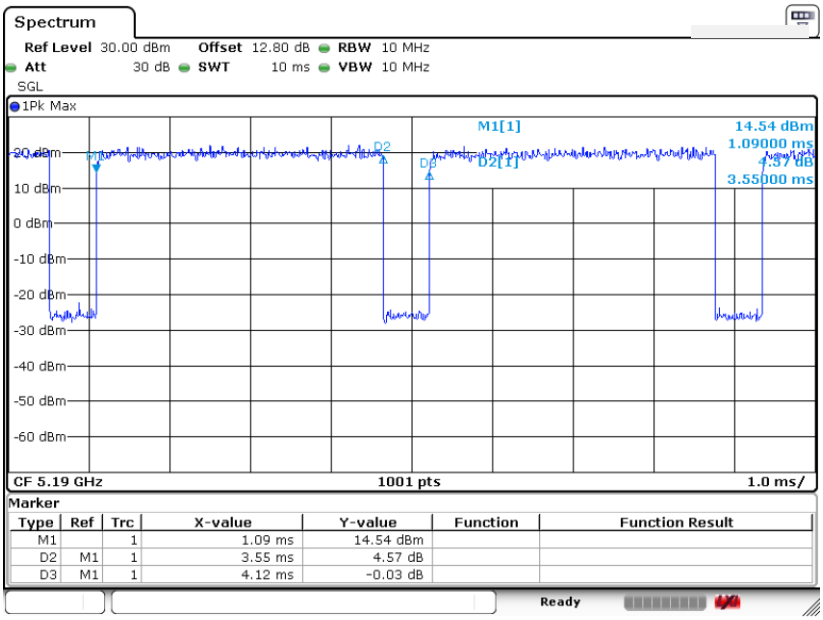
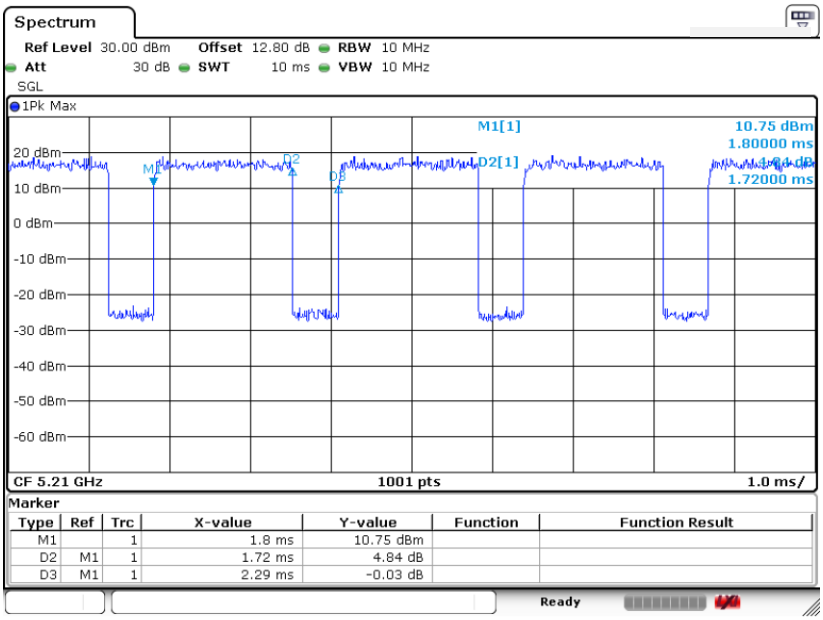
802.11ax HE80