Test Mode :	802.11n HT20	Test Channel :	13

100kHz PSD reference Level	Channel Plot
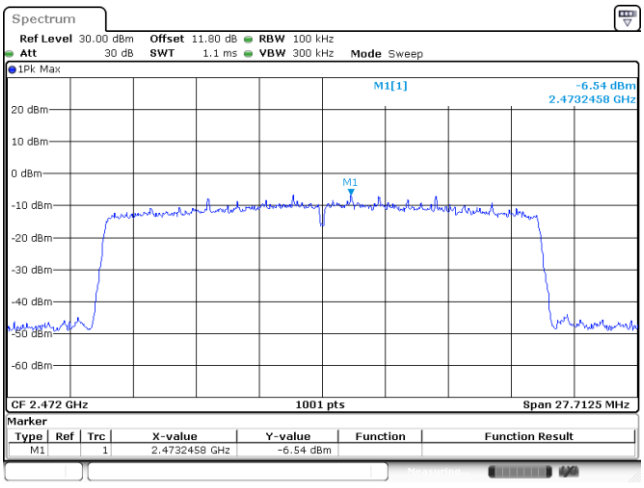	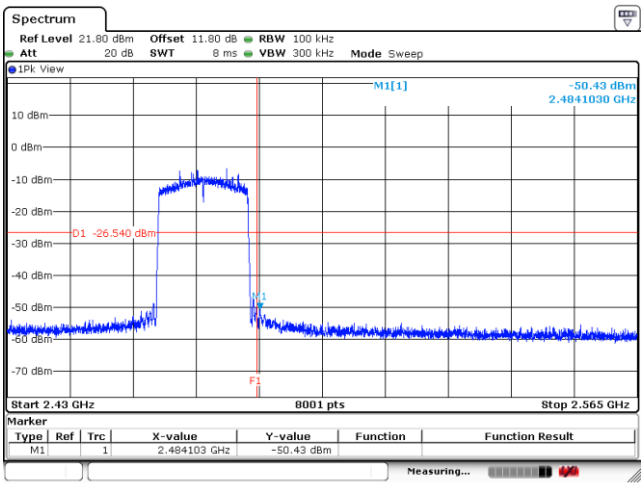
Spurious Emission Plot-1	**Spurious Emission Plot-2**
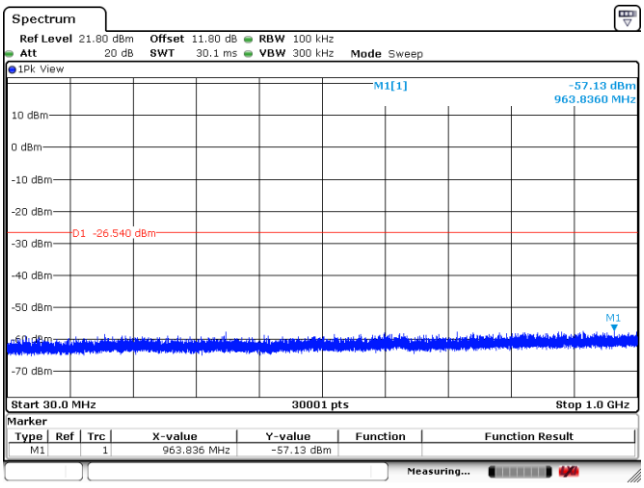	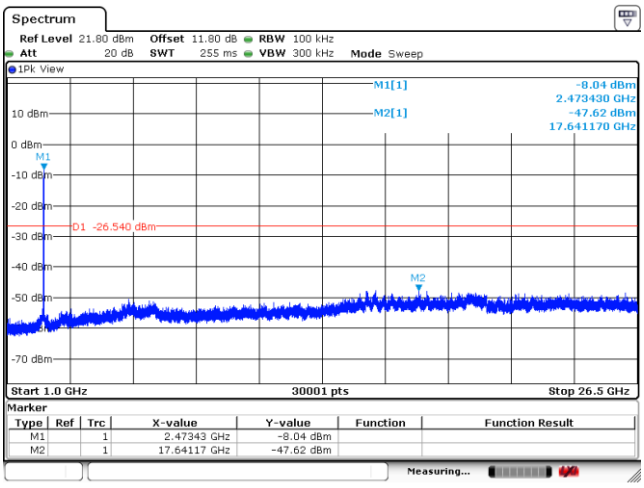

3.5 Radiated Band Edges and Spurious Emission Measurement

3.5.1 Limit of Radiated band edge and Spurious Emission Measurement

In any 100 kHz bandwidth outside the intentional radiator frequency band, all harmonics/spurious must be at least 20 dB below the highest emission level within the authorized band. If the output power of this device was measured by spectrum analyzer, the attenuation under this paragraph shall be 30 dB instead of 20 dB. In addition, radiated emissions which fall in the restricted bands must also comply with the limits as below.

Frequency (MHz)	Field Strength (microvolts/meter)	Measurement Distance (meters)
0.009 – 0.490	2400/F(kHz)	300
0.490 – 1.705	24000/F(kHz)	30
1.705 – 30.0	30	30
30 – 88	100	3
88 – 216	150	3
216 - 960	200	3
Above 960	500	3

3.5.2 Measuring Instruments

The measuring equipment is listed in the section 4 of this test report.

3.5.3 Test Procedures

1. The testing follows ANSI C63.10-2020 clause 6.3, 6.5, 6.6, 11.11 and 11.12
2. The EUT was arranged to its worst case and then tune the antenna tower (from 1 m to 4 m) and turntable (from 0 degree to 360 degrees) to find the maximum reading. A pre-amp and a high pass filter are used for the test in order to get better signal level.
3. The EUT was placed on a turntable with 0.8 meter for frequency below 1GHz and 1.5 meter for frequency above 1GHz respectively above ground.
4. The EUT was set 3 meters from the interference receiving antenna, which was mounted on the top of a variable height antenna tower.
5. Corrected Reading: Antenna Factor + Cable Loss + Read Level - Preamp Factor = Level
6. For testing below 1GHz, if the emission level of the EUT in peak mode was 3 dB lower than the limit specified, then peak values of EUT will be reported, otherwise, the emissions will be repeated one by one using the CISPR quasi-peak method and reported.
7. For testing above 1GHz, the emission level of the EUT in peak mode was 20dB lower than peak limit (that means the emission level in average mode also complies with the limit in average mode), then peak values of EUT will be reported, otherwise, the emissions will be measured in average mode again and reported.
8. Use the following spectrum analyzer settings:
   (1) Span shall wide enough to fully capture the emission being measured;
   (2) Set RBW=100 kHz for f < 1 GHz; VBW ≥ RBW; Sweep = auto; Detector function = peak; Trace = max hold;
   (3) Set RBW = 1 MHz, VBW= 3MHz for f ≥ 1 GHz for peak measurement.
   For average measurement:
   - VBW = 10 Hz, when duty cycle is no less than 98 percent.
   - VBW ≥ 1/T, when duty cycle is less than 98 percent where T is the minimum transmission duration over which the transmitter is on and is transmitting at its maximum power control level for the tested mode of operation.

3.5.4 Test Setup

For radiated emissions below 30MHz

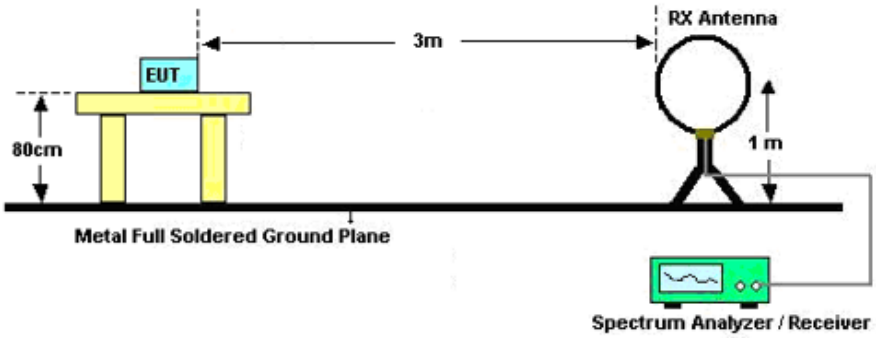

For radiated emissions from 30MHz to 1GHz

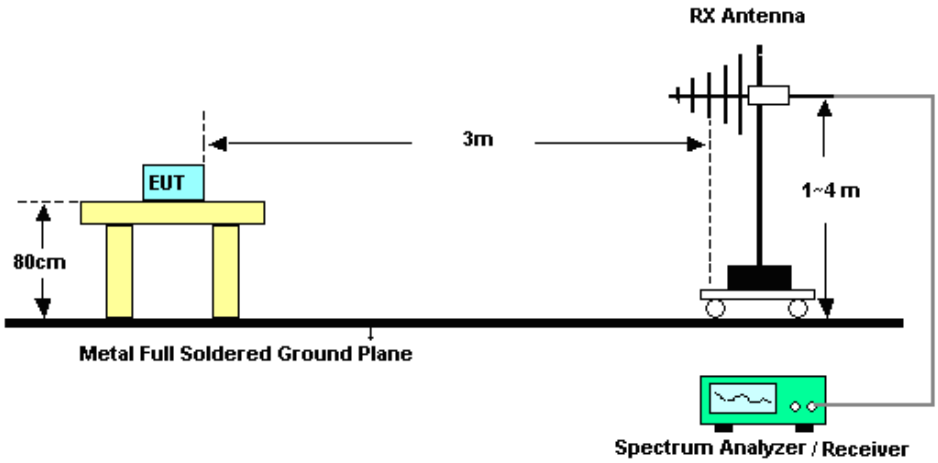

For radiated emissions above 1GHz

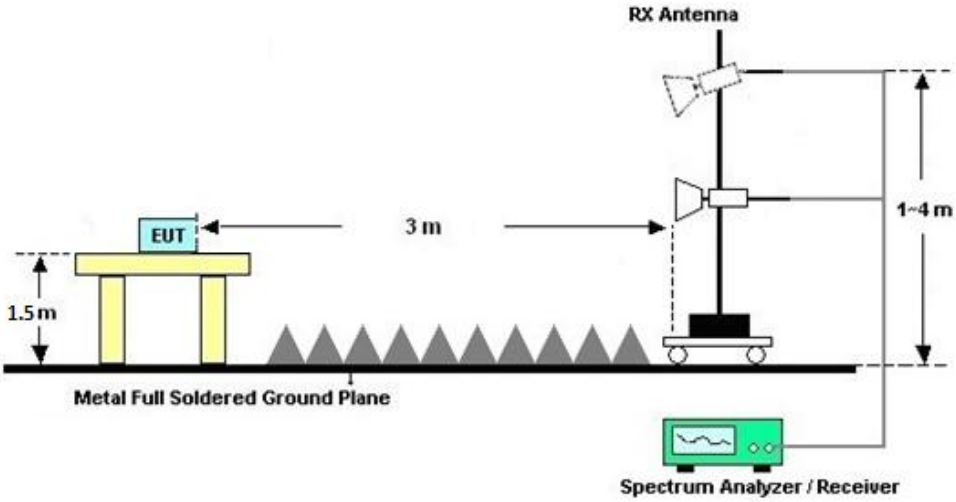

3.5.5 Test Results of Radiated Spurious Emissions (9kHz ~ 30MHz)

The low frequency, which started from 9 kHz to 30MHz, was pre-scanned and the result which was 20dB lower than the limit line was not reported.

There is a comparison data of both open-field test site and semi-Anechoic chamber, and the result came out very similar.

3.5.6 Test Result of Radiated Spurious at Band Edges

Please refer to Appendix B.

3.5.7 Duty Cycle

Please refer to Appendix C.

3.5.8 Test Result of Radiated Spurious Emission (30MHz ~ 10th Harmonic or 40GHz, whichever is lower)

Please refer to Appendix B.

3.6 Antenna Requirements

3.6.1 Standard Applicable

If directional gain of transmitting Antennas is greater than 6dBi, the power shall be reduced by the same level in dB comparing to gain minus 6dBi. The use of a permanently attached Antenna or of an Antenna that uses a unique coupling to the intentional radiator shall be considered sufficient to comply with the rule.

3.6.2 Antenna Anti-Replacement Construction

An embedded-in antenna design is used.

3.6.3 Antenna Gain

<CDD Modes >

FCC KDB 662911 D01 Multiple Transmitter Output v02r01

For CDD transmissions, directional gain is calculated as

Directional gain = G_{ANT} + Array Gain, where Array Gain is as follows.

For power spectral density (PSD) measurements on all devices,

Array Gain = 10 log(N_{ANT}/N_{SS}=1) dB.

For power measurements on IEEE 802.11 devices,

Array Gain = 0 dB (i.e., no array gain) for N_{ANT} ≤ 4.

Directional gain may be calculated by using the formulas applicable to equal gain antennas with G_{ANT} set equal to the gain of the antenna having the highest gain;

The EUT supports CDD mode.

For power, the directional gain G_{ANT} is set equal to the antenna having the highest gain, i.e., F)2)f)i).

For PSD, the directional gain calculation is following F)2)f)ii) of KDB 662911 D01 v02r01.

The power and PSD limit should be modified if the directional gain of EUT is over 6 dBi,

The directional gain “DG” is calculated as following table.

<CDD Modes>

	Ant. 0 (dBi)	Ant. 1 (dBi)	DG for Power (dBi)	DG for PSD (dBi)	Power Limit Reduction (dB)	PSD Limit Reduction (dB)
2.4 GHz	4.50	3.50	4.50	7.02	0.00	1.02

Power Limit Reduction = DG(Power) – 6dBi, (min = 0)

PSD Limit Reduction = DG(PSD) – 6dBi, (min = 0)

4 List of Measuring Equipment

Instrument	Manufacturer	Model No.	Serial No.	Characteristics	Calibration Date	Test Date	Due Date	Remark
EMI Test Receiver	R&S	ESR7	101404	9kHz~7GHz	Oct. 15, 2025	Mar. 03, 2026~ Jun. 18, 2026	Oct. 14, 2026	Radiation (03CH04-SZ)
EXA Spectrum Analyzer	KEYSIGHT	N9010A	MY55150213	10Hz~44GHz	Jul. 03, 2025	Mar. 03, 2026~ Jun. 18, 2026	Jul. 02, 2026	Radiation (03CH04-SZ)
Loop Antenna	R&S	HFH2-Z2E	101141	9kHz~30MHz	Dec. 25, 2025	Mar. 03, 2026~ Jun. 18, 2026	Dec. 24, 2026	Radiation (03CH04-SZ)
Bilog Antenna	TeseQ	CBL6111D	41909	30MHz~1GHz	Apr. 21, 2025	Mar. 03, 2026~ Jun. 18, 2026	Apr. 20, 2026	Radiation (03CH04-SZ)
Bilog Antenna	TeseQ	CBL6111D	41909	30MHz~1GHz	Apr. 20, 2026		Apr. 19, 2027	Radiation (03CH04-SZ)
Double Ridge Guide Antenna	ETS-Lindgren	Burgeon-3117	00240057	1GHz~18GHz	Jun. 26, 2025	Mar. 03, 2026~ Jun. 18, 2026	Jun. 25, 2026	Radiation (03CH04-SZ)
Horn Antenna	SCHWARZBECK	BBHA9170	9170#679	15GHz~40GHz	Jul. 04, 2025	Mar. 03, 2026~ Jun. 18, 2026	Jul. 03, 2026	Radiation (03CH04-SZ)
LF Amplifier	EM Electronics	EM330	060773	20MHz-3GHz	Mar. 26, 2025	Mar. 03, 2026~ Jun. 18, 2026	Mar. 25, 2026	Radiation (03CH04-SZ)
LF Amplifier	EM Electronics	EM330	060773	20MHz-3GHz	Mar. 25, 2026		Mar. 24, 2027	Radiation (03CH04-SZ)
HF Amplifier	MITEQ	AMF-7D-00101800-30-10P-R	1943528	1GHz~18GHz	Oct. 13, 2025	Mar. 03, 2026~ Jun. 18, 2026	Oct. 12, 2026	Radiation (03CH04-SZ)
HF Amplifier	MITEQ	TTA1840-35-HG	1871923	18GHz~40GHz	Jul. 02, 2025	Mar. 03, 2026~ Jun. 18, 2026	Jul. 01, 2026	Radiation (03CH04-SZ)
Amplifier	Agilent Technologies	83017A	MY57280136	500MHz~26.5GHz	Jul. 03, 2025	Mar. 03, 2026~ Jun. 18, 2026	Jul. 02, 2026	Radiation (03CH04-SZ)
AC Power Source	APC	AFV-S-600B	F119050019	N/A	Oct. 14, 2025	Mar. 03, 2026~ Jun. 18, 2026	Oct. 13, 2026	Radiation (03CH04-SZ)
Turn Table	EM	EM1000	N/A	0~360 degree	NCR	Mar. 03, 2026~ Jun. 18, 2026	NCR	Radiation (03CH04-SZ)
Antenna Mast	EM	EM1000	N/A	1 m~4 m	NCR	Mar. 03, 2026~ Jun. 18, 2026	NCR	Radiation (03CH04-SZ)
Attenuator	SolvangTech	STI02-3125-06	2	30MHz-26.5GHz	Jan. 27, 2026	Mar. 03, 2026~ Jun. 18, 2026	Jan. 26, 2027	Radiation (03CH04-SZ)
Attenuator	SolvangTech	STI02-3125-06	2	30MHz-26.5GHz	Jan. 26, 2026	Mar. 03, 2026~ Jun. 18, 2026	Jan. 25, 2027	Radiation (03CH04-SZ)
Pulse Power Senor	Anritsu	MA2411B	1339473	30MHz~40GHz	Dec. 24, 2025	Feb. 06, 2026~ Jun. 18, 2026	Dec. 23, 2026	Conducted (TH01-SZ)
Power Meter	Anritsu	ML2495A	1218010	50MHz Bandwidth	Oct. 13, 2025	Feb. 06, 2026~ Jun. 18, 2026	Oct. 12, 2026	Conducted (TH01-SZ)
Attenuator	MICROWAV	EMVE2214-10	2	30MHz-26.5GHz	Feb. 22, 2025	Feb. 06, 2026~ Jun. 18, 2026	Feb. 21, 2026	Conducted (TH01-SZ)
Attenuator	MICROWAV	EMVE2214-10	2	30MHz-26.5GHz	Feb. 22, 2026		Feb. 21, 2027	Conducted (TH01-SZ)
Attenuator	MICROWAV	EMVE2214-10	2	30MHz-26.5GHz	Feb. 22, 2025	Feb. 06, 2026~ Jun. 18, 2026	Feb. 21, 2026	Conducted (TH01-SZ)
Attenuator	MICROWAV	EMVE2214-10	2	30MHz-26.5GHz	Feb. 22, 2026		Feb. 21, 2027	Conducted (TH01-SZ)
Thermo meter	Anymetre	JR593	#7	- 10℃ ～ 50℃ 10%RH~99%RH	Mar. 30, 2025	Feb. 06, 2026~ Jun. 18, 2026	Mar. 29, 2026	Conducted (TH01-SZ)
Thermo meter	Anymetre	JR593	#7	- 10℃ ～ 50℃ 10%RH~99%RH	Mar. 29, 2026		Mar. 28, 2027	Conducted (TH01-SZ)

NCR: No Calibration Required

5 Measurement Uncertainty

The measurement uncertainties shown below were calculated in accordance with the requirements of ANSI 63.10. All the measurement uncertainty value were shown with a coverage K=2 to indicate 95% level of confidence. The measurement data show herein meets or exceeds the CISPR measurement uncertainty values specified in CISPR 16-4-2 and can be compared directly to specified limit to determine compliance.

Uncertainty of Conducted Measurement

Test Item	Uncertainty
Conducted Spurious Emission & Bandedge	±1.34 dB
Occupied Channel Bandwidth	±0.012 MHz
Conducted Power	±1.34 dB
Conducted Power Spectral Density	±1.32 dB
Frequency	±1.3 Hz

Uncertainty of Radiated Emission Measurement (9 KHz ~ 30 MHz)

Measuring Uncertainty for a Level of Confidence of 95% (U = 2Uc(y))	5.1 dB

Uncertainty of Radiated Emission Measurement (30 MHz ~ 1000 MHz)

Measuring Uncertainty for a Level of Confidence of 95% (U = 2Uc(y))	5.1 dB

Uncertainty of Radiated Emission Measurement (1 GHz ~ 18 GHz)

Measuring Uncertainty for a Level of Confidence of 95% (U = 2Uc(y))	4.9 dB

Uncertainty of Radiated Emission Measurement (18 GHz ~ 40 GHz)

Measuring Uncertainty for a Level of Confidence of 95% (U = 2Uc(y))	5.1 dB

---------- THE END ----------

Appendix A. Conducted Test Results

A1. Conducted Test Results

Test Engineer:	Liu Qiu Qiu	Temperature:	21~25	°C
Test Date:	2026/2/6~2026/6/18	Relative Humidity:	51~54	%

TEST RESULTS DATA
Peak Output Power

SISO

2.4GHz Band Single Antenna										
Mod.	Data Rate	NTX	CH.	Freq. (MHz)	Peak Conducted Power (dBm)	Conducted Power Limit (dBm)	DG (dBi)	EIRP Power (dBm)	EIRP Power Limit (dBm)	Pass /Fail
					Ant1	Ant1	Ant1	Ant1	Ant1	
11b	1Mbps	1	1	2412	22.13	30.00	3.50	25.63	36.00	Pass
11b	1Mbps	1	6	2437	22.27	30.00	3.50	25.77	36.00	Pass
11b	1Mbps	1	11	2462	21.44	30.00	3.50	24.94	36.00	Pass
11b	1Mbps	1	12	2467	17.74	30.00	3.50	21.24	36.00	Pass
11b	1Mbps	1	13	2472	14.60	30.00	3.50	18.10	36.00	Pass
11g	6Mbps	1	1	2412	23.33	30.00	3.50	26.83	36.00	Pass
11g	6Mbps	1	6	2437	23.84	30.00	3.50	27.34	36.00	Pass
11g	6Mbps	1	11	2462	21.11	30.00	3.50	24.61	36.00	Pass
11g	6Mbps	1	12	2467	19.81	30.00	3.50	23.31	36.00	Pass
11g	6Mbps	1	13	2472	15.81	30.00	3.50	19.31	36.00	Pass
HT20	MCS0	1	1	2412	22.22	30.00	3.50	25.72	36.00	Pass
HT20	MCS0	1	6	2437	23.60	30.00	3.50	27.10	36.00	Pass
HT20	MCS0	1	11	2462	19.25	30.00	3.50	22.75	36.00	Pass
HT20	MCS0	1	12	2467	18.61	30.00	3.50	22.11	36.00	Pass
HT20	MCS0	1	13	2472	16.09	30.00	3.50	19.59	36.00	Pass

TEST RESULTS DATA
Peak Output Power

2.4GHz Band Single Antenna											
Mod.	Data Rate	NTX	CH.	Freq. (MHz)	RU Config.	Peak Conducted Power (dBm)	Conducted Power Limit (dBm)	DG (dBi)	EIRP Power (dBm)	EIRP Power Limit (dBm)	Pass /Fail
						Ant1	Ant1	Ant1	Ant1	Ant1	
HE20	MCS0	1	1	2412	Full	22.89	30.00	3.50	26.39	36.00	Pass
HE20	MCS0	1	1	2412	26/0	14.65	30.00	3.50	18.15	36.00	Pass
HE20	MCS0	1	1	2412	52/37	17.94	30.00	3.50	21.44	36.00	Pass
HE20	MCS0	1	1	2412	106/53	20.86	30.00	3.50	24.36	36.00	Pass
HE20	MCS0	1	6	2437	Full	23.72	30.00	3.50	27.22	36.00	Pass
HE20	MCS0	1	6	2437	26/0	16.55	30.00	3.50	20.05	36.00	Pass
HE20	MCS0	1	6	2437	52/37	19.79	30.00	3.50	23.29	36.00	Pass
HE20	MCS0	1	6	2437	106/53	22.33	30.00	3.50	25.83	36.00	Pass
HE20	MCS0	1	11	2462	Full	19.50	30.00	3.50	23.00	36.00	Pass
HE20	MCS0	1	11	2462	26/8	12.93	30.00	3.50	16.43	36.00	Pass
HE20	MCS0	1	11	2462	52/40	16.51	30.00	3.50	20.01	36.00	Pass
HE20	MCS0	1	11	2462	106/54	19.28	30.00	3.50	22.78	36.00	Pass
HE20	MCS0	1	12	2467	Full	18.73	30.00	3.50	22.23	36.00	Pass
HE20	MCS0	1	12	2467	26/8	10.93	30.00	3.50	14.43	36.00	Pass
HE20	MCS0	1	12	2467	52/40	14.08	30.00	3.50	17.58	36.00	Pass
HE20	MCS0	1	12	2467	106/54	17.23	30.00	3.50	20.73	36.00	Pass
HE20	MCS0	1	13	2472	Full	16.20	30.00	3.50	19.70	36.00	Pass
HE20	MCS0	1	13	2472	26/8	6.61	30.00	3.50	10.11	36.00	Pass
HE20	MCS0	1	13	2472	52/40	9.24	30.00	3.50	12.74	36.00	Pass
HE20	MCS0	1	13	2472	106/54	8.68	30.00	3.50	12.18	36.00	Pass

TEST RESULTS DATA
Average Output Power

2.4GHz Band Single Antenna												
Mod.	Data Rate	NTX	CH.	Freq. (MHz)	Duty Factor (dB)	Average Conducted Power (dBm)	Conducted Power Limit (dBm)	DG (dBi)	EIRP Power (dBm)	EIRP Power Limit (dBm)	Pass /Fail	Setting
					Ant 1	Ant1	Ant1	Ant1	Ant1	Ant1		Ant 1
11b	1Mbps	1	1	2412	0.18	20.20	30.00	3.50	23.70	36.00	Pass	20.00
11b	1Mbps	1	6	2437	0.18	20.20	30.00	3.50	23.70	36.00	Pass	20.00
11b	1Mbps	1	11	2462	0.18	19.20	30.00	3.50	22.70	36.00	Pass	19.00
11b	1Mbps	1	12	2467	0.18	15.70	30.00	3.50	19.20	36.00	Pass	15.50
11b	1Mbps	1	13	2472	0.18	12.50	30.00	3.50	16.00	36.00	Pass	12.50
11g	6Mbps	1	1	2412	0.12	14.70	30.00	3.50	18.20	36.00	Pass	14.00
11g	6Mbps	1	6	2437	0.12	16.50	30.00	3.50	20.00	36.00	Pass	15.50
11g	6Mbps	1	11	2462	0.12	14.10	30.00	3.50	17.60	36.00	Pass	13.00
11g	6Mbps	1	12	2467	0.12	11.60	30.00	3.50	15.10	36.00	Pass	10.50
11g	6Mbps	1	13	2472	0.12	5.50	30.00	3.50	9.00	36.00	Pass	4.50
HT20	MCS0	1	1	2412	0.57	13.70	30.00	3.50	17.20	36.00	Pass	13.00
HT20	MCS0	1	6	2437	0.57	16.30	30.00	3.50	19.80	36.00	Pass	15.50
HT20	MCS0	1	11	2462	0.57	12.00	30.00	3.50	15.50	36.00	Pass	11.00
HT20	MCS0	1	12	2467	0.57	10.10	30.00	3.50	13.60	36.00	Pass	9.00
HT20	MCS0	1	13	2472	0.57	5.80	30.00	3.50	9.30	36.00	Pass	5.00

TEST RESULTS DATA
Average Output Power

2.4GHz Band Single Antenna													
Mod.	Data Rate	NTX	CH.	Freq. (MHz)	RU Config.	Duty Factor (dB)	Average Conducted Power (dBm)	Conducted Power Limit (dBm)	DG (dBi)	EIRP Power (dBm)	EIRP Power Limit (dBm)	Pass /Fail	Setting
						Ant1	Ant1	Ant1	Ant1	Ant1	Ant1		Ant 1
HE20	MCS0	1	1	2412	Full	0.65	13.80	30.00	3.50	17.30	36.00	Pass	13.00
HE20	MCS0	1	1	2412	26/0	0.25	4.60	30.00	3.50	8.10	36.00	Pass	1.50
HE20	MCS0	1	1	2412	52/37	0.29	7.80	30.00	3.50	11.30	36.00	Pass	4.50
HE20	MCS0	1	1	2412	106/53	0.34	11.10	30.00	3.50	14.60	36.00	Pass	7.50
HE20	MCS0	1	6	2437	Full	0.65	16.40	30.00	3.50	19.90	36.00	Pass	15.50
HE20	MCS0	1	6	2437	26/0	0.25	6.60	30.00	3.50	10.10	36.00	Pass	3.50
HE20	MCS0	1	6	2437	52/37	0.29	10.00	30.00	3.50	13.50	36.00	Pass	6.50
HE20	MCS0	1	6	2437	106/53	0.34	12.90	30.00	3.50	16.40	36.00	Pass	9.50
HE20	MCS0	1	11	2462	Full	0.65	12.10	30.00	3.50	15.60	36.00	Pass	11.00
HE20	MCS0	1	11	2462	26/8	0.25	3.80	30.00	3.50	7.30	36.00	Pass	0.50
HE20	MCS0	1	11	2462	52/40	0.29	6.30	30.00	3.50	9.80	36.00	Pass	3.00
HE20	MCS0	1	11	2462	106/54	0.34	9.30	30.00	3.50	12.80	36.00	Pass	6.00
HE20	MCS0	1	12	2467	Full	0.65	10.20	30.00	3.50	13.70	36.00	Pass	9.00
HE20	MCS0	1	12	2467	26/8	0.25	0.30	30.00	3.50	3.80	36.00	Pass	-2.50
HE20	MCS0	1	12	2467	52/40	0.29	4.20	30.00	3.50	7.70	36.00	Pass	0.50
HE20	MCS0	1	12	2467	106/54	0.34	7.30	30.00	3.50	10.80	36.00	Pass	3.50
HE20	MCS0	1	13	2472	Full	0.65	6.00	30.00	3.50	9.50	36.00	Pass	5.00
HE20	MCS0	1	13	2472	26/8	0.25	-3.70	30.00	3.50	-0.20	36.00	Pass	-6.50
HE20	MCS0	1	13	2472	52/40	0.29	-1.60	30.00	3.50	1.90	36.00	Pass	-4.50
HE20	MCS0	1	13	2472	106/54	0.34	-1.40	30.00	3.50	2.10	36.00	Pass	-4.50

Report Number : FR561207-01C

TEST RESULTS DATA
6dB and 99% Occupied Bandwidth

2.4GHz Band Single Antenna								
Mod.	Data Rate	NTX	CH.	Freq. (MHz)	99% Occupied BW (MHz)	6dB BW (MHz)	6dB BW Limit (MHz)	Pass/Fail
					Ant1	Ant1		
11b	1Mbps	1	1	2412	12.51	8.28	0.50	Pass
11b	1Mbps	1	6	2437	12.71	8.30	0.50	Pass
11b	1Mbps	1	11	2462	12.62	8.30	0.50	Pass
11b	1Mbps	1	12	2467	12.56	8.30	0.50	Pass
11b	1Mbps	1	13	2472	12.55	8.32	0.50	Pass
11g	6Mbps	1	1	2412	16.43	15.78	0.50	Pass
11g	6Mbps	1	6	2437	17.00	16.40	0.50	Pass
11g	6Mbps	1	11	2462	17.00	16.46	0.50	Pass
11g	6Mbps	1	12	2467	16.45	15.68	0.50	Pass
11g	6Mbps	1	13	2472	16.45	16.16	0.50	Pass
HT20	MCS0	1	1	2412	17.56	16.74	0.50	Pass
HT20	MCS0	1	6	2437	18.05	17.48	0.50	Pass
HT20	MCS0	1	11	2462	18.04	17.58	0.50	Pass
HT20	MCS0	1	12	2467	17.58	16.78	0.50	Pass
HT20	MCS0	1	13	2472	17.57	16.68	0.50	Pass

Report Number : FR561207-01C

TEST RESULTS DATA
6dB and 99% Occupied Bandwidth

2.4GHz Band Single Antenna									
Mod.	Data Rate	NTX	CH.	Freq. (MHz)	RU Config.	99% Occupied BW (MHz)	6dB BW (MHz)	6dB BW Limit (MHz)	Pass/Fail
						Ant1	Ant1		
HE20	MCS0	1	1	2412	Full	18.80	18.75	0.50	Pass
HE20	MCS0	1	1	2412	26/0	-	2.15	0.50	Pass
HE20	MCS0	1	6	2437	Full	19.00	19.00	0.50	Pass
HE20	MCS0	1	6	2437	26/0	-	2.15	0.50	Pass
HE20	MCS0	1	11	2462	Full	19.01	19.00	0.50	Pass
HE20	MCS0	1	11	2462	26/8	-	2.28	0.50	Pass
HE20	MCS0	1	12	2467	Full	18.80	18.73	0.50	Pass
HE20	MCS0	1	12	2467	26/8	-	2.25	0.50	Pass
HE20	MCS0	1	13	2472	Full	18.80	18.48	0.50	Pass
HE20	MCS0	1	13	2472	26/8	-	2.08	0.50	Pass

Report Number : FR561207-01C

TEST RESULTS DATA
Peak Power Spectral Density

2.4GHz Band Single Antenna								
Mod.	Data Rate	NTX	CH.	Freq. (MHz)	Peak PSD (dBm/3kHz)	DG (dBi)	Peak PSD Limit (dBm/3kHz)	Pass/Fail
					Ant1	Ant1	Ant1	
11b	1Mbps	1	1	2412	-2.96	3.50	8.00	Pass
11b	1Mbps	1	6	2437	-2.86	3.50	8.00	Pass
11b	1Mbps	1	11	2462	-3.85	3.50	8.00	Pass
11b	1Mbps	1	12	2467	-7.02	3.50	8.00	Pass
11b	1Mbps	1	13	2472	-9.91	3.50	8.00	Pass
11g	6Mbps	1	1	2412	-11.58	3.50	8.00	Pass
11g	6Mbps	1	6	2437	-8.61	3.50	8.00	Pass
11g	6Mbps	1	11	2462	-11.67	3.50	8.00	Pass
11g	6Mbps	1	12	2467	-14.67	3.50	8.00	Pass
11g	6Mbps	1	13	2472	-19.50	3.50	8.00	Pass
HT20	MCS0	1	1	2412	-12.54	3.50	8.00	Pass
HT20	MCS0	1	6	2437	-9.98	3.50	8.00	Pass
HT20	MCS0	1	11	2462	-14.15	3.50	8.00	Pass
HT20	MCS0	1	12	2467	-16.07	3.50	8.00	Pass
HT20	MCS0	1	13	2472	-19.65	3.50	8.00	Pass

Report Number : FR561207-01C

TEST RESULTS DATA
Peak Power Spectral Density

2.4GHz Band Single Antenna									
Mod.	Data Rate	NTX	CH.	Freq. (MHz)	RU Config.	Peak PSD (dBm/3kHz)	DG (dBi)	Peak PSD Limit (dBm/3kHz)	Pass/Fail
						Ant1	Ant1	Ant1	
HE20	MCS0	1	1	2412	Full	-12.78	3.50	8.00	Pass
HE20	MCS0	1	1	2412	26/0	-14.57	3.50	8.00	Pass
HE20	MCS0	1	1	2412	52/37	-14.69	3.50	8.00	Pass
HE20	MCS0	1	1	2412	106/53	-14.03	3.50	8.00	Pass
HE20	MCS0	1	6	2437	Full	-11.14	3.50	8.00	Pass
HE20	MCS0	1	6	2437	26/0	-12.68	3.50	8.00	Pass
HE20	MCS0	1	6	2437	52/37	-12.07	3.50	8.00	Pass
HE20	MCS0	1	6	2437	106/53	-13.08	3.50	8.00	Pass
HE20	MCS0	1	11	2462	Full	-15.02	3.50	8.00	Pass
HE20	MCS0	1	11	2462	26/8	-16.01	3.50	8.00	Pass
HE20	MCS0	1	11	2462	52/40	-16.39	3.50	8.00	Pass
HE20	MCS0	1	11	2462	106/54	-15.69	3.50	8.00	Pass
HE20	MCS0	1	12	2467	Full	-17.06	3.50	8.00	Pass
HE20	MCS0	1	12	2467	26/8	-18.33	3.50	8.00	Pass
HE20	MCS0	1	12	2467	52/40	-18.37	3.50	8.00	Pass
HE20	MCS0	1	12	2467	106/54	-18.22	3.50	8.00	Pass
HE20	MCS0	1	13	2472	Full	-20.93	3.50	8.00	Pass
HE20	MCS0	1	13	2472	26/8	-22.24	3.50	8.00	Pass
HE20	MCS0	1	13	2472	52/40	-23.03	3.50	8.00	Pass
HE20	MCS0	1	13	2472	106/54	-26.37	3.50	8.00	Pass

Report Number : FR561207-01C

TEST RESULTS DATA
Peak Output Power

MIMO

2.4GHz Band MIMO																	
Mod.	Data Rate	NTX	CH.	Freq. (MHz)	Peak Conducted Power (dBm)			Conducted Power Limit (dBm)		DG (dBi)		EIRP Power (dBm)		EIRP Power Limit (dBm)		Pass /Fail
					Ant0	Ant1	SUM	Ant0	Ant1	Ant0	Ant1	Ant0	Ant1	Ant0	Ant1	
11b	1Mbps	2	1	2412	22.21	22.13	25.18	30.00		4.50		29.68		36.00		Pass
11b	1Mbps	2	6	2437	22.02	22.27	25.16	30.00		4.50		29.66		36.00		Pass
11b	1Mbps	2	11	2462	21.41	21.44	24.44	30.00		4.50		28.94		36.00		Pass
11b	1Mbps	2	12	2467	17.46	17.74	20.61	30.00		4.50		25.11		36.00		Pass
11b	1Mbps	2	13	2472	14.23	14.60	17.43	30.00		4.50		21.93		36.00		Pass
11g	6Mbps	2	1	2412	22.41	23.33	25.90	30.00		4.50		30.40		36.00		Pass
11g	6Mbps	2	6	2437	22.74	23.84	26.34	30.00		4.50		30.84		36.00		Pass
11g	6Mbps	2	10	2457	22.68	22.47	25.59	30.00		4.50		30.09		36.00		Pass
11g	6Mbps	2	11	2462	20.75	21.11	23.94	30.00		4.50		28.44		36.00		Pass
11g	6Mbps	2	12	2467	19.08	19.81	22.47	30.00		4.50		26.97		36.00		Pass
11g	6Mbps	2	13	2472	15.20	15.81	18.53	30.00		4.50		23.03		36.00		Pass
HT20	MCS0	2	1	2412	21.68	22.22	24.97	30.00		4.50		29.47		36.00		Pass
HT20	MCS0	2	6	2437	22.73	23.60	26.20	30.00		4.50		30.70		36.00		Pass
HT20	MCS0	2	11	2462	18.42	19.25	21.87	30.00		4.50		26.37		36.00		Pass
HT20	MCS0	2	12	2467	17.76	18.61	21.22	30.00		4.50		25.72		36.00		Pass
HT20	MCS0	2	13	2472	15.34	16.09	18.74	30.00		4.50		23.24		36.00		Pass

Note: Measured power (dBm) has offset with cable loss.

Report Number : FR561207-01C

TEST RESULTS DATA
Peak Output Power

2.4GHz Band MIMO																		
Mod.	Data Rate	NTX	CH.	Freq. (MHz)	RU Config.	Peak Conducted Power (dBm)			Conducted Power Limit (dBm)		DG (dBi)		EIRP Power (dBm)		EIRP Power Limit (dBm)		Pass /Fail
						Ant0	Ant1	SUM	Ant0	Ant1	Ant0	Ant1	Ant0	Ant1	Ant0	Ant1	
HE20	MCS0	2	1	2412	Full	22.32	22.89	25.62	30.00		4.50		30.12		36.00		Pass
HE20	MCS0	2	1	2412	26/0	14.10	14.65	17.39	30.00		4.50		21.89		36.00		Pass
HE20	MCS0	2	1	2412	52/37	17.30	17.94	20.64	30.00		4.50		25.14		36.00		Pass
HE20	MCS0	2	1	2412	106/53	20.31	20.86	23.60	30.00		4.50		28.10		36.00		Pass
HE20	MCS0	2	6	2437	Full	23.19	23.72	26.47	30.00		4.50		30.97		36.00		Pass
HE20	MCS0	2	6	2437	26/0	15.53	16.55	19.08	30.00		4.50		23.58		36.00		Pass
HE20	MCS0	2	6	2437	52/37	18.64	19.79	22.26	30.00		4.50		26.76		36.00		Pass
HE20	MCS0	2	6	2437	106/53	21.46	22.33	24.93	30.00		4.50		29.43		36.00		Pass
HE20	MCS0	2	10	2457	Full	20.71	20.67	23.70	30.00		4.50		28.20		36.00		Pass
HE20	MCS0	2	11	2462	Full	18.63	19.50	22.10	30.00		4.50		26.60		36.00		Pass
HE20	MCS0	2	11	2462	26/8	12.21	12.93	15.60	30.00		4.50		20.10		36.00		Pass
HE20	MCS0	2	11	2462	52/40	15.96	16.51	19.25	30.00		4.50		23.75		36.00		Pass
HE20	MCS0	2	11	2462	106/54	18.66	19.28	21.99	30.00		4.50		26.49		36.00		Pass
HE20	MCS0	2	12	2467	Full	17.89	18.73	21.34	30.00		4.50		25.84		36.00		Pass
HE20	MCS0	2	12	2467	26/8	10.48	10.93	13.72	30.00		4.50		18.22		36.00		Pass
HE20	MCS0	2	12	2467	52/40	13.70	14.08	16.90	30.00		4.50		21.40		36.00		Pass
HE20	MCS0	2	12	2467	106/54	16.16	17.23	19.74	30.00		4.50		24.24		36.00		Pass
HE20	MCS0	2	13	2472	Full	15.46	16.20	18.86	30.00		4.50		23.36		36.00		Pass
HE20	MCS0	2	13	2472	26/8	5.94	6.61	9.30	30.00		4.50		13.80		36.00		Pass
HE20	MCS0	2	13	2472	52/40	8.58	9.24	11.93	30.00		4.50		16.43		36.00		Pass
HE20	MCS0	2	13	2472	106/54	8.63	8.68	11.67	30.00		4.50		16.17		36.00		Pass

Note: Measured power (dBm) has offset with cable loss.

Report Number : FR561207-01C

TEST RESULTS DATA
Average Output Power

2.4GHz Band MIMO																						
Mod.	Data Rate	NTX	CH.	Freq. (MHz)	Duty Factor (dB)		Average Conducted Power (dBm)			Conducted Power Limit (dBm)		DG (dBi)		EIRP Power (dBm)		EIRP Power Limit (dBm)		Pass /Fail	Setting	
					Ant 1	Ant 2	Ant0	Ant1	SUM	Ant0	Ant1	Ant0	Ant1	Ant0	Ant1	Ant0	Ant1		Ant0	Ant1
11b	1Mbps	2	1	2412	0.17	0.18	20.20	20.20	23.21	30.00		4.50		27.71		36.00		Pass	20.00	
11b	1Mbps	2	6	2437	0.17	0.18	20.10	20.20	23.16	30.00		4.50		27.66		36.00		Pass	20.00	
11b	1Mbps	2	11	2462	0.17	0.18	19.30	19.20	22.26	30.00		4.50		26.76		36.00		Pass	19.00	
11b	1Mbps	2	12	2467	0.17	0.18	15.50	15.70	18.61	30.00		4.50		23.11		36.00		Pass	15.50	
11b	1Mbps	2	13	2472	0.17	0.18	12.60	12.50	15.56	30.00		4.50		20.06		36.00		Pass	12.50	
11g	6Mbps	2	1	2412	0.10	0.12	14.30	14.70	17.51	30.00		4.50		22.01		36.00		Pass	14.00	
11g	6Mbps	2	6	2437	0.10	0.12	15.80	16.50	19.17	30.00		4.50		23.67		36.00		Pass	15.50	
11g	6Mbps	2	10	2457	0.10	0.12	14.70	15.00	17.86	30.00		4.50		22.36		36.00		Pass	14.50	
11g	6Mbps	2	11	2462	0.10	0.12	13.40	14.10	16.77	30.00		4.50		21.27		36.00		Pass	13.00	
11g	6Mbps	2	12	2467	0.10	0.12	10.80	11.60	14.23	30.00		4.50		18.73		36.00		Pass	10.50	
11g	6Mbps	2	13	2472	0.10	0.12	4.90	5.50	8.22	30.00		4.50		12.72		36.00		Pass	4.50	
HT20	MCS0	2	1	2412	0.56	0.57	13.10	13.70	16.42	30.00		4.50		20.92		36.00		Pass	13.00	
HT20	MCS0	2	6	2437	0.56	0.57	15.50	16.30	18.93	30.00		4.50		23.43		36.00		Pass	15.50	
HT20	MCS0	2	11	2462	0.56	0.57	11.30	12.00	14.67	30.00		4.50		19.17		36.00		Pass	11.00	
HT20	MCS0	2	12	2467	0.56	0.57	9.50	10.10	12.82	30.00		4.50		17.32		36.00		Pass	9.00	
HT20	MCS0	2	13	2472	0.56	0.57	5.20	5.80	8.52	30.00		4.50		13.02		36.00		Pass	5.00	

Note: Measured power (dBm) has offset with cable loss.

Report Number : FR561207-01C

TEST RESULTS DATA
Average Output Power

2.4GHz Band MIMO																						
Mod.	Data Rate	NTX	CH.	Freq. (MHz)	RU Config.	Duty Factor (dB)		Average Conducted Power (dBm)			Conducted Power Limit (dBm)		DG (dBi)		EIRP Power (dBm)		EIRP Power Limit (dBm)		Pass /Fail	Setting	
						Ant0	Ant1	Ant0	Ant1	SUM	Ant0	Ant1	Ant0	Ant1	Ant0	Ant1	Ant0	Ant1		Ant0	Ant1
HE20	MCS0	2	1	2412	Full	0.66	0.65	13.20	13.80	16.52	30.00		4.50		21.02		36.00		Pass	13.00	
HE20	MCS0	2	1	2412	26/0	0.29	0.25	4.20	4.60	7.41	30.00		4.50		11.91		36.00		Pass	1.50	
HE20	MCS0	2	1	2412	52/37	0.33	0.29	7.30	7.80	10.57	30.00		4.50		15.07		36.00		Pass	4.50	
HE20	MCS0	2	1	2412	106/53	0.34	0.34	10.50	11.10	13.82	30.00		4.50		18.32		36.00		Pass	7.50	
HE20	MCS0	2	6	2437	Full	0.66	0.65	15.80	16.40	19.12	30.00		4.50		23.62		36.00		Pass	15.50	
HE20	MCS0	2	6	2437	26/0	0.29	0.25	6.00	6.60	9.32	30.00		4.50		13.82		36.00		Pass	3.50	
HE20	MCS0	2	6	2437	52/37	0.33	0.29	9.30	10.00	12.67	30.00		4.50		17.17		36.00		Pass	6.50	
HE20	MCS0	2	6	2437	106/53	0.34	0.34	12.20	12.90	15.57	30.00		4.50		20.07		36.00		Pass	9.50	
HE20	MCS0	2	10	2457	Full	0.66	0.65	14.70	14.90	17.81	30.00		4.50		22.31		36.00		Pass	14.50	
HE20	MCS0	2	11	2462	Full	0.66	0.65	11.80	12.10	14.96	30.00		4.50		19.46		36.00		Pass	11.00	
HE20	MCS0	2	11	2462	26/8	0.29	0.25	3.30	3.80	6.57	30.00		4.50		11.07		36.00		Pass	0.50	
HE20	MCS0	2	11	2462	52/40	0.33	0.29	5.70	6.30	9.02	30.00		4.50		13.52		36.00		Pass	3.00	
HE20	MCS0	2	11	2462	106/54	0.34	0.34	8.80	9.30	12.07	30.00		4.50		16.57		36.00		Pass	6.00	
HE20	MCS0	2	12	2467	Full	0.66	0.65	9.60	10.20	12.92	30.00		4.50		17.42		36.00		Pass	9.00	
HE20	MCS0	2	12	2467	26/8	0.29	0.25	0.30	0.30	3.31	30.00		4.50		7.81		36.00		Pass	-2.50	
HE20	MCS0	2	12	2467	52/40	0.33	0.29	3.50	4.20	6.87	30.00		4.50		11.37		36.00		Pass	0.50	
HE20	MCS0	2	12	2467	106/54	0.34	0.34	6.80	7.30	10.07	30.00		4.50		14.57		36.00		Pass	3.50	
HE20	MCS0	2	13	2472	Full	0.66	0.65	5.40	6.00	8.72	30.00		4.50		13.22		36.00		Pass	5.00	
HE20	MCS0	2	13	2472	26/8	0.29	0.25	-3.90	-3.70	-0.79	30.00		4.50		3.71		36.00		Pass	-6.50	
HE20	MCS0	2	13	2472	52/40	0.33	0.29	-1.70	-1.60	1.36	30.00		4.50		5.86		36.00		Pass	-4.50	
HE20	MCS0	2	13	2472	106/54	0.34	0.34	-1.60	-1.40	1.51	30.00		4.50		6.01		36.00		Pass	-4.50	

Note: Measured power (dBm) has offset with cable loss.

Report Number : FR561207-01C

TEST RESULTS DATA
6dB and 99% Occupied Bandwidth

2.4GHz Band MIMO										
Mod.	Data Rate	NTX	CH.	Freq. (MHz)	99% Occupied BW (MHz)		6dB BW (MHz)		6dB BW Limit (MHz)	Pass/Fail
					Ant0	Ant1	Ant0	Ant1		
11b	1Mbps	2	1	2412	12.67	12.51	8.28	8.28	0.50	Pass
11b	1Mbps	2	6	2437	13.02	12.71	8.32	8.30	0.50	Pass
11b	1Mbps	2	11	2462	12.89	12.62	8.32	8.30	0.50	Pass
11b	1Mbps	2	12	2467	13.87	12.56	9.26	8.30	0.50	Pass
11b	1Mbps	2	13	2472	12.52	12.55	8.28	8.32	0.50	Pass
11g	6Mbps	2	1	2412	16.56	16.43	16.30	15.78	0.50	Pass
11g	6Mbps	2	6	2437	17.29	17.00	16.44	16.40	0.50	Pass
11g	6Mbps	2	11	2462	17.34	17.00	16.42	16.46	0.50	Pass
11g	6Mbps	2	12	2467	16.57	16.45	16.14	15.68	0.50	Pass
11g	6Mbps	2	13	2472	16.61	16.45	16.20	16.16	0.50	Pass
HT20	MCS0	2	1	2412	17.61	17.56	17.28	16.74	0.50	Pass
HT20	MCS0	2	6	2437	18.35	18.05	17.60	17.48	0.50	Pass
HT20	MCS0	2	11	2462	18.34	18.04	17.64	17.58	0.50	Pass
HT20	MCS0	2	12	2467	17.62	17.58	17.16	16.78	0.50	Pass
HT20	MCS0	2	13	2472	17.62	17.57	17.18	16.68	0.50	Pass

Report Number : FR561207-01C

TEST RESULTS DATA
6dB and 99% Occupied Bandwidth

2.4GHz Band MIMO											
Mod.	Data Rate	NTX	CH.	Freq. (MHz)	RU Config.	99% Occupied BW (MHz)		6dB BW (MHz)		6dB BW Limit (MHz)	Pass/Fail
						Ant0	Ant1	Ant0	Ant1		
HE20	MCS0	1	1	2412	Full	18.79	18.80	18.88	18.75	0.50	Pass
HE20	MCS0	1	1	2412	26/0	---	---	2.13	2.15	0.50	Pass
HE20	MCS0	1	6	2437	Full	19.02	19.00	18.90	19.00	0.50	Pass
HE20	MCS0	1	6	2437	26/0	---	---	2.23	2.15	0.50	Pass
HE20	MCS0	1	11	2462	Full	19.00	19.01	18.83	19.00	0.50	Pass
HE20	MCS0	1	11	2462	26/8	---	---	2.13	2.28	0.50	Pass
HE20	MCS0	1	12	2467	Full	18.78	18.80	18.80	18.73	0.50	Pass
HE20	MCS0	1	12	2467	26/8	---	---	2.10	2.25	0.50	Pass
HE20	MCS0	1	13	2472	Full	18.80	18.80	18.65	18.48	0.50	Pass
HE20	MCS0	1	13	2472	26/8	---	---	2.13	2.08	0.50	Pass

Report Number : FR561207-01C

TEST RESULTS DATA
Peak Power Spectral Density

2.4GHz Band MIMO												
Mod.	Data Rate	NTX	CH.	Freq. (MHz)	Peak PSD (dBm/3kHz)			DG (dBi)		Peak PSD Limit (dBm/3kHz)		Pass/Fail
					Ant0	Ant1	Worse + 3.01	Ant0	Ant1	Ant0	Ant1	
11b	1Mbps	2	1	2412	-3.19	-2.96	0.05	7.02		6.98		Pass
11b	1Mbps	2	6	2437	-3.08	-2.86	0.15	7.02		6.98		Pass
11b	1Mbps	2	11	2462	-3.89	-3.85	-0.84	7.02		6.98		Pass
11b	1Mbps	2	12	2467	-7.35	-7.02	-4.01	7.02		6.98		Pass
11b	1Mbps	2	13	2472	-10.09	-9.91	-6.90	7.02		6.98		Pass
11g	6Mbps	2	1	2412	-11.76	-11.58	-8.57	7.02		6.98		Pass
11g	6Mbps	2	6	2437	-9.77	-8.61	-5.60	7.02		6.98		Pass
11g	6Mbps	2	11	2462	-12.71	-11.67	-8.66	7.02		6.98		Pass
11g	6Mbps	2	12	2467	-14.38	-14.67	-11.37	7.02		6.98		Pass
11g	6Mbps	2	13	2472	-19.41	-19.50	-16.40	7.02		6.98		Pass
HT20	MCS0	2	1	2412	-13.07	-12.54	-9.53	7.02		6.98		Pass
HT20	MCS0	2	6	2437	-11.41	-9.98	-6.97	7.02		6.98		Pass
HT20	MCS0	2	11	2462	-14.53	-14.15	-11.14	7.02		6.98		Pass
HT20	MCS0	2	12	2467	-16.28	-16.07	-13.06	7.02		6.98		Pass
HT20	MCS0	2	13	2472	-20.02	-19.65	-16.64	7.02		6.98		Pass

Measured power density (dBm) has offset with cable loss.

Report Number : FR561207-01C

TEST RESULTS DATA
Peak Power Spectral Density

2.4GHz Band MIMO													
Mod.	Data Rate	NTX	CH.	Freq. (MHz)	RU Config.	Peak PSD (dBm/3kHz)			DG (dBi)		Peak PSD Limit (dBm/3kHz)		Pass/Fail
						Ant0	Ant1	Worse + 3.01	Ant0	Ant1	Ant0	Ant1	
HE20	MCS0	2	1	2412	Full	-13.84	-12.78	-9.77	7.02		6.98		Pass
HE20	MCS0	2	1	2412	26/0	-15.38	-14.57	-11.56	7.02		6.98		Pass
HE20	MCS0	2	1	2412	52/37	-15.42	-14.69	-11.68	7.02		6.98		Pass
HE20	MCS0	2	1	2412	106/53	-14.48	-14.03	-11.02	7.02		6.98		Pass
HE20	MCS0	2	6	2437	Full	-11.04	-11.14	-8.03	7.02		6.98		Pass
HE20	MCS0	2	6	2437	26/0	-13.19	-12.68	-9.67	7.02		6.98		Pass
HE20	MCS0	2	6	2437	52/37	-13.06	-12.07	-9.06	7.02		6.98		Pass
HE20	MCS0	2	6	2437	106/53	-13.01	-13.08	-10.00	7.02		6.98		Pass
HE20	MCS0	2	11	2462	Full	-15.13	-15.02	-12.01	7.02		6.98		Pass
HE20	MCS0	2	11	2462	26/8	-16.26	-16.01	-13.00	7.02		6.98		Pass
HE20	MCS0	2	11	2462	52/40	-16.21	-16.39	-13.20	7.02		6.98		Pass
HE20	MCS0	2	11	2462	106/54	-15.99	-15.69	-12.68	7.02		6.98		Pass
HE20	MCS0	2	12	2467	Full	-17.91	-17.06	-14.05	7.02		6.98		Pass
HE20	MCS0	2	12	2467	26/8	-18.55	-18.33	-15.32	7.02		6.98		Pass
HE20	MCS0	2	12	2467	52/40	-18.50	-18.37	-15.36	7.02		6.98		Pass
HE20	MCS0	2	12	2467	106/54	-18.42	-18.22	-15.21	7.02		6.98		Pass
HE20	MCS0	2	13	2472	Full	-20.92	-20.93	-17.91	7.02		6.98		Pass
HE20	MCS0	2	13	2472	26/8	-23.01	-22.24	-19.23	7.02		6.98		Pass
HE20	MCS0	2	13	2472	52/40	-22.25	-23.03	-19.24	7.02		6.98		Pass
HE20	MCS0	2	13	2472	106/54	-26.25	-26.37	-23.24	7.02		6.98		Pass

Measured power density (dBm) has offset with cable loss.

Appendix B. Radiated Spurious Emission Test Data

Test Engineer :	Jia Kuang	Relative Humidity :	48~49%
		Temperature :	24℃~25℃

Radiated Spurious Emission Test Modes

Mode	Band (MHz)	Antenna	Modulation	Channel	Frequency	Data Rate	RU	Remark
Mode 1	2400-2483.5	CDD 0+1	802.11b	01	2412	1Mbps	-	-
Mode 2	2400-2483.5	CDD 0+1	802.11b	06	2437	1Mbps	-	-
Mode 3	2400-2483.5	CDD 0+1	802.11b	11	2462	1Mbps	-	-
Mode 4	2400-2483.5	CDD 0+1	802.11b	12	2467	1Mbps	-	-
Mode 5	2400-2483.5	CDD 0+1	802.11b	13	2472	1Mbps	-	-
Mode 6	2400-2483.5	CDD 0+1	802.11g	01	2412	6Mbps	-	-
Mode 7	2400-2483.5	CDD 0+1	802.11g	06	2437	6Mbps	-	-
Mode 8	2400-2483.5	CDD 0+1	802.11g	11	2462	6Mbps	-	-
Mode 9	2400-2483.5	CDD 0+1	802.11g	12	2467	6Mbps	-	-
Mode 10	2400-2483.5	CDD 0+1	802.11g	13	2472	6Mbps	-	-
Mode 11	2400-2483.5	CDD 0+1	802.11ax HE20	01	2412	MCS0	Full RU	-
Mode 12	2400-2483.5	CDD 0+1	802.11ax HE20	06	2437	MCS0	Full RU	-
Mode 13	2400-2483.5	CDD 0+1	802.11ax HE20	11	2462	MCS0	Full RU	-
Mode 14	2400-2483.5	CDD 0+1	802.11ax HE20	12	2467	MCS0	Full RU	-
Mode 15	2400-2483.5	CDD 0+1	802.11ax HE20	13	2472	MCS0	Full RU	-
Mode 16	2400-2483.5	CDD 0+1	802.11b LF	11	2462	1Mbps	-	-
Mode 17	2400-2483.5	CDD 0+1	802.11ax HE20	01	2412	MCS0	Partial_RU 26/0	-
Mode 18	2400-2483.5	CDD 0+1	802.11ax HE20	01	2412	MCS0	Partial_RU 52/37	-
Mode 19	2400-2483.5	CDD 0+1	802.11ax HE20	01	2412	MCS0	Partial_RU 106/53	-
Mode 20	2400-2483.5	CDD 0+1	802.11ax HE20	06	2437	MCS0	Partial_RU 26/0	-
Mode 21	2400-2483.5	CDD 0+1	802.11ax HE20	06	2437	MCS0	Partial_RU 52/37	-
Mode 22	2400-2483.5	CDD 0+1	802.11ax HE20	06	2437	MCS0	Partial_RU 106/53	-
Mode 23	2400-2483.5	CDD 0+1	802.11ax HE20	11	2462	MCS0	Partial_RU 26/8	-
Mode 24	2400-2483.5	CDD 0+1	802.11ax HE20	11	2462	MCS0	Partial_RU 52/40	-
Mode 25	2400-2483.5	CDD 0+1	802.11ax HE20	11	2462	MCS0	Partial_RU 106/53	-
Mode 26	2400-2483.5	CDD 0+1	802.11ax HE20	12	2467	MCS0	Partial_RU 26/8	-
Mode 27	2400-2483.5	CDD 0+1	802.11ax HE20	12	2467	MCS0	Partial_RU 52/40	-
Mode 28	2400-2483.5	CDD 0+1	802.11ax HE20	12	2467	MCS0	Partial_RU 106/53	-
Mode 29	2400-2483.5	CDD 0+1	802.11ax HE20	13	2472	MCS0	Partial_RU 26/8	-
Mode 30	2400-2483.5	CDD 0+1	802.11ax HE20	13	2472	MCS0	Partial_RU 52/40	-
Mode 31	2400-2483.5	CDD 0+1	802.11ax HE20	13	2472	MCS0	Partial_RU 106/53	-
Mode 32	2400-2483.5	CDD 0+1	802.11g	10	2457	6Mbps	-	-
Mode 33	2400-2483.5	CDD 0+1	802.11ax HE20	10	2457	MCS0	Full RU	-

Summary of each worse mode

Mode	Modulation	Ch.	Freq. (MHz)	Level (dBuV/m)	Limit (dBuV/m)	Margin (dB)	Pol.	PEAK Avg.	Result	Remark
1	802.11b	01	2385.40	46.40	54.00	-7.60	H	AVERAGE	Pass	Band Edge
1	802.11b	01	4824.00	50.72	54.00	-3.28	V	Average	Pass	Harmonic
2	802.11b	06	2389.25	35.63	54.00	-18.37	H	AVERAGE	Pass	Band Edge
2	802.11b	06	4874.00	50.57	54.00	-3.43	V	Average	Pass	Harmonic
3	802.11b	11	2486.02	38.60	54.00	-15.40	V	AVERAGE	Pass	Band Edge
3	802.11b	11	4924.00	50.86	54.00	-3.14	V	Average	Pass	Harmonic
4	802.11b	12	2484.00	42.30	54.00	-11.70	V	AVERAGE	Pass	Band Edge
4	802.11b	12	4934.00	50.87	54.00	-3.13	V	Average	Pass	Harmonic
5	802.11b	13	2484.84	42.30	54.00	-11.70	V	AVERAGE	Pass	Band Edge
5	802.11b	13	4944.00	48.85	54.00	-5.15	V	Average	Pass	Harmonic
6	802.11g	01	2384.10	50.05	54.00	-3.95	V	AVERAGE	Pass	Band Edge
6	802.11g	01	4824.00	39.81	54.00	-14.19	V	Average	Pass	Harmonic
7	802.11g	06	2389.50	48.17	54.00	-5.83	V	AVERAGE	Pass	Band Edge
7	802.11g	06	4874.00	44.79	54.00	-9.21	V	Average	Pass	Harmonic
8	802.11g	11	2483.51	47.28	54.00	-6.72	V	AVERAGE	Pass	Band Edge
8	802.11g	11	4924.00	43.55	54.00	-10.45	V	Average	Pass	Harmonic
9	802.11g	12	2483.51	44.42	54.00	-9.58	V	AVERAGE	Pass	Band Edge
9	802.11g	12	4934.00	41.90	54.00	-12.10	V	Average	Pass	Harmonic
10	802.11g	13	2485.67	46.67	54.00	-7.33	V	AVERAGE	Pass	Band Edge
10	802.11g	13	4944.00	39.08	54.00	-14.92	V	Average	Pass	Harmonic
11	802.11ax HE20	01	2389.95	46.15	54.00	-7.85	V	AVERAGE	Pass	Band Edge
11	802.11ax HE20	01	4824.00	43.60	74.00	-30.40	V	Peak	Pass	Harmonic
12	802.11ax HE20	06	2388.61	47.61	54.00	-6.39	V	AVERAGE	Pass	Band Edge
12	802.11ax HE20	06	4874.00	44.19	54.00	-9.81	V	Average	Pass	Harmonic
13	802.11ax HE20	11	2483.51	43.28	54.00	-10.72	H	AVERAGE	Pass	Band Edge
13	802.11ax HE20	11	4924.00	41.77	54.00	-12.23	V	Average	Pass	Harmonic
14	802.11ax HE20	12	2483.55	45.65	54.00	-8.35	V	AVERAGE	Pass	Band Edge
14	802.11ax HE20	12	4934.00	39.46	54.00	-14.54	V	Average	Pass	Harmonic
15	802.11ax HE20	13	2483.55	45.27	54.00	-8.73	V	AVERAGE	Pass	Band Edge
15	802.11ax HE20	13	7416.00	44.55	74.00	-29.45	V	Peak	Pass	Harmonic
16	802.11b LF	11	942.77	30.94	46.00	-15.06	V	Peak	Pass	LF
17	802.11ax HE20	01	2389.82	37.17	54.00	-16.83	V	AVERAGE	Pass	Band Edge
17	802.11ax HE20	01	-	-	-	-	-	-	-	Harmonic
18	802.11ax HE20	01	2389.82	37.43	54.00	-16.57	V	AVERAGE	Pass	Band Edge
18	802.11ax HE20	01	-	-	-	-	-	-	-	Harmonic
19	802.11ax HE20	01	2389.95	44.21	54.00	-9.79	V	AVERAGE	Pass	Band Edge
19	802.11ax HE20	01	-	-	-	-	-	-	-	Harmonic
20	802.11ax HE20	06	2384.68	36.94	54.00	-17.06	V	AVERAGE	Pass	Band Edge
20	802.11ax HE20	06	-	-	-	-	-	-	-	Harmonic
21	802.11ax HE20	06	2385.57	42.39	54.00	-11.61	H	AVERAGE	Pass	Band Edge
21	802.11ax HE20	06	-	-	-	-	-	-	-	Harmonic
22	802.11ax HE20	06	2383.66	43.88	54.00	-10.12	H	AVERAGE	Pass	Band Edge
22	802.11ax HE20	06	-	-	-	-	-	-	-	Harmonic
23	802.11ax HE20	11	2484.23	37.36	54.00	-16.64	V	AVERAGE	Pass	Band Edge

23	802.11ax HE20	11	-	-	-	-	-	-	-	Harmonic
24	802.11ax HE20	11	2485.64	40.35	54.00	-13.65	V	AVERAGE	Pass	Band Edge
24	802.11ax HE20	11	-	-	-	-	-	-	-	Harmonic
25	802.11ax HE20	11	2483.51	42.40	54.00	-11.60	V	AVERAGE	Pass	Band Edge
25	802.11ax HE20	11	-	-	-	-	-	-	-	Harmonic
26	802.11ax HE20	12	2484.34	37.57	54.00	-16.43	V	AVERAGE	Pass	Band Edge
26	802.11ax HE20	12	-	-	-	-	-	-	-	Harmonic
27	802.11ax HE20	12	2483.58	39.57	54.00	-14.43	V	AVERAGE	Pass	Band Edge
27	802.11ax HE20	12	-	-	-	-	-	-	-	Harmonic
28	802.11ax HE20	12	2483.51	42.29	54.00	-11.71	V	AVERAGE	Pass	Band Edge
28	802.11ax HE20	12	-	-	-	-	-	-	-	Harmonic
29	802.11ax HE20	13	2483.58	50.50	54.00	-3.50	H	AVERAGE	Pass	Band Edge
29	802.11ax HE20	13	-	-	-	-	-	-	-	Harmonic
30	802.11ax HE20	13	2483.58	48.72	54.00	-5.28	V	AVERAGE	Pass	Band Edge
30	802.11ax HE20	13	-	-	-	-	-	-	-	Harmonic
31	802.11ax HE20	13	2483.51	45.95	54.00	-8.05	V	AVERAGE	Pass	Band Edge
31	802.11ax HE20	13	-	-	-	-	-	-	-	Harmonic
32	802.11g	10	2483.79	49.54	54.00	-4.46	H	AVERAGE	Pass	Band Edge
32	802.11g	10	-	-	-	-	-	-	-	Harmonic
33	802.11ax HE20	10	2483.83	50.15	54.00	-3.85	H	AVERAGE	Pass	Band Edge
33	802.11ax HE20	10	-	-	-	-	-	-	-	Harmonic

Mode	1	
	Band Edge	
	2400-2483.5_802.11b_CH01_2412MHz	
ANT	CDD 0+1	
Pol.	Horizontal	Fundamental
Peak	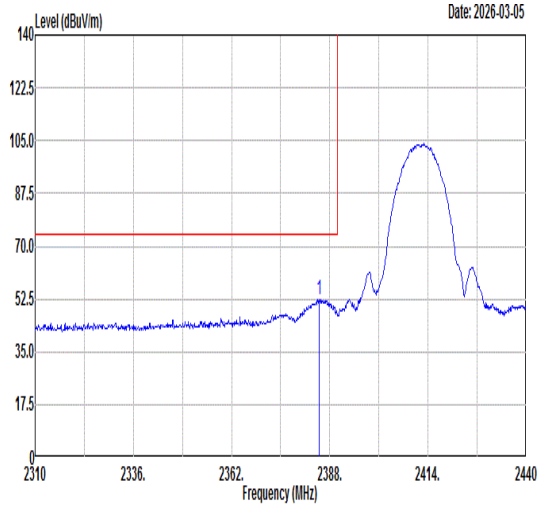 Freq Level Limit Line Margin (dB) Read Level Ant Factor Cable Loss Preamp Factor APos TPos Remark MHz dBuV/m dBuV/m dBuV dB/m dB dB cm deg 1 2385.14 52.17 74.00 -21.83 48.55 32.42 5.35 34.15 300 313 PEAK	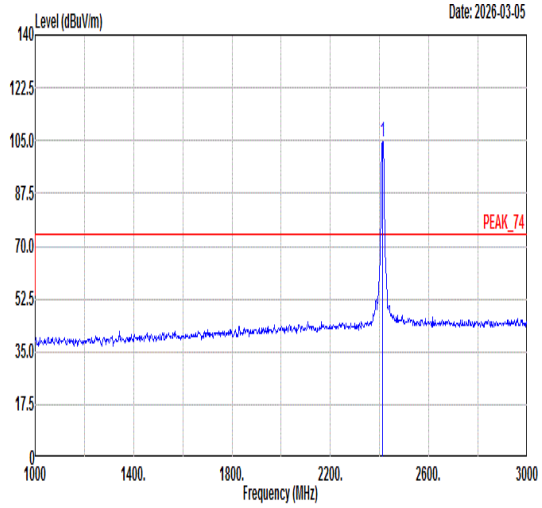 Freq Level Limit Line Margin (dB) Read Level Ant Factor Cable Loss Preamp Factor APos TPos Remark MHz dBuV/m dBuV/m dBuV dB/m dB dB cm deg 1 2412.00 104.49 ------ ------ 100.79 32.46 5.38 34.14 300 313 PEAK
Avg	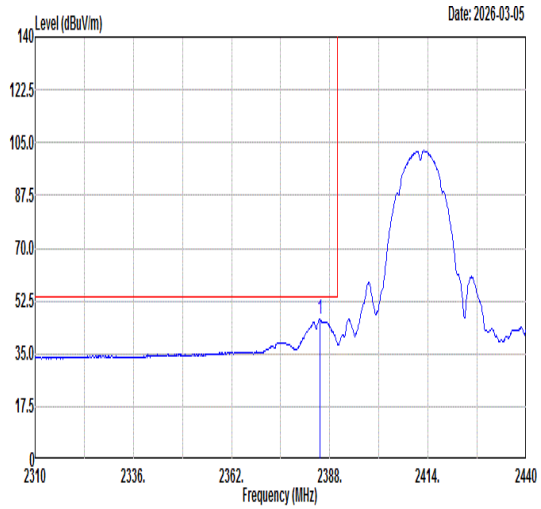 Freq Level Limit Line Margin (dB) Read Level Ant Factor Cable Loss Preamp Factor APos TPos Remark MHz dBuV/m dBuV/m dBuV dB/m dB dB cm deg 1 2385.40 46.40 54.00 -7.60 42.78 32.42 5.35 34.15 300 313 AVERAGE	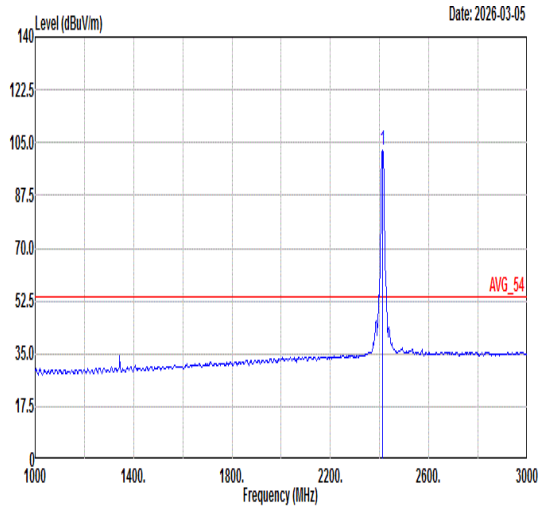 Freq Level Limit Line Margin (dB) Read Level Ant Factor Cable Loss Preamp Factor APos TPos Remark MHz dBuV/m dBuV/m dBuV dB/m dB dB cm deg 1 2412.00 102.30 ------ ------ 98.60 32.46 5.38 34.14 300 313 AVERAGE

Mode	1	
	Band Edge	
	2400-2483.5_802.11b_CH01_2412MHz	
ANT	CDD 0+1	
Pol.	Vertical	Fundamental
Peak	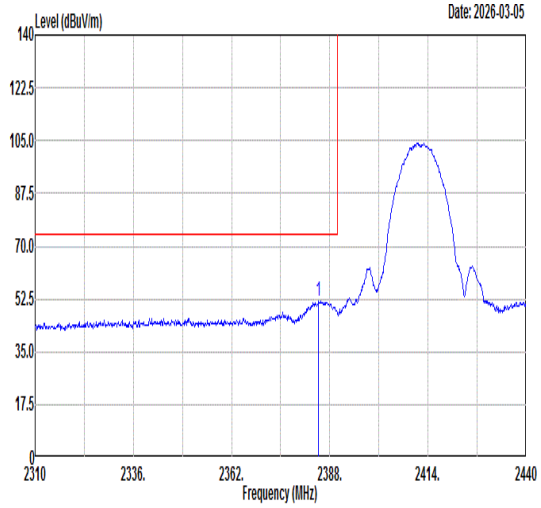 Freq Level Limit Line Margin (dB) Read Level Ant Factor Cable Loss Preamp Factor APos TPos Remark MHz dBuV/m dBuV/m dBuV dB/m dB dB cm deg 1 2385.01 51.79 74.00 -22.21 48.17 32.42 5.35 34.15 300 301 PEAK	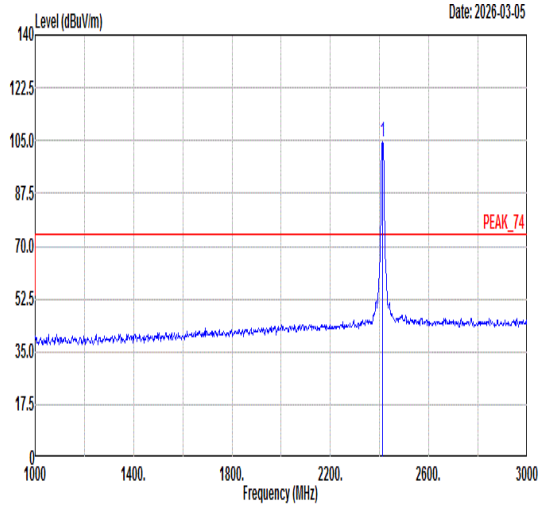 Freq Level Limit Line Margin (dB) Read Level Ant Factor Cable Loss Preamp Factor APos TPos Remark MHz dBuV/m dBuV/m dBuV dB/m dB dB cm deg 1 2412.00 104.75 ------ ------ 101.05 32.46 5.38 34.14 300 301 PEAK
Avg	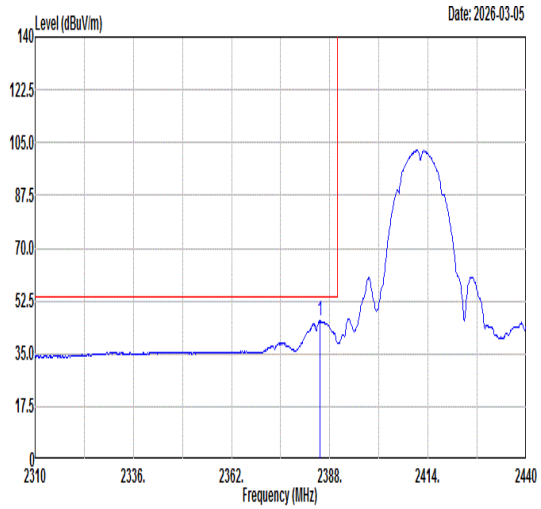 Freq Level Limit Line Margin (dB) Read Level Ant Factor Cable Loss Preamp Factor APos TPos Remark MHz dBuV/m dBuV/m dBuV dB/m dB dB cm deg 1 2385.40 45.87 54.00 -8.13 42.25 32.42 5.35 34.15 300 301 AVERAGE	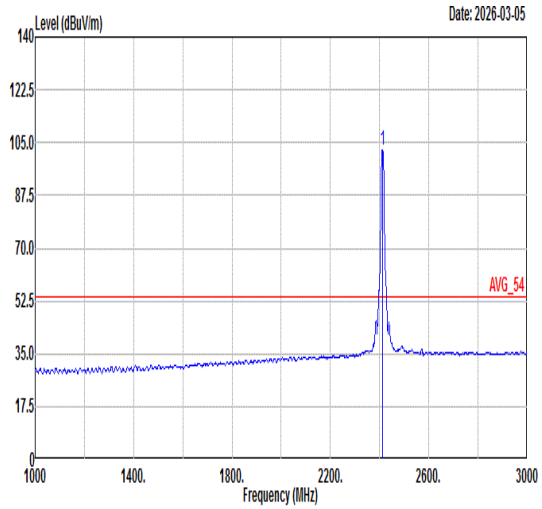 Freq Level Limit Line Margin (dB) Read Level Ant Factor Cable Loss Preamp Factor APos TPos Remark MHz dBuV/m dBuV/m dBuV dB/m dB dB cm deg 1 2412.00 102.27 ------ ------ 98.57 32.46 5.38 34.14 300 301 AVERAGE

Mode	1	
	Harmonic	
	2400-2483.5_802.11b_CH01_2412MHz	
ANT	CDD 0+1	
Pol.	Horizontal	Vertical
Peak Avg	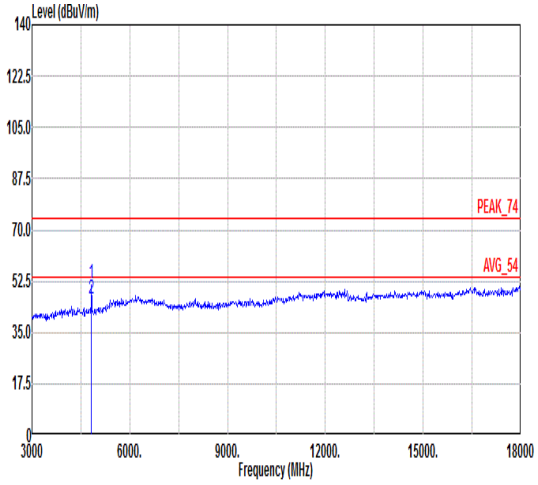 Freq Level Limit Line Margin Read Level Ant Factor Cable Loss Preamp Factor APos TPos Remark MHz dBuV/m dBuV/m dB dBuV dB/m dB dB cm deg 1 4824.00 51.53 74.00 -22.47 60.39 35.02 8.88 52.76 120 57 Peak 2 4824.00 46.66 54.00 -7.34 55.52 35.02 8.88 52.76 120 57 Average	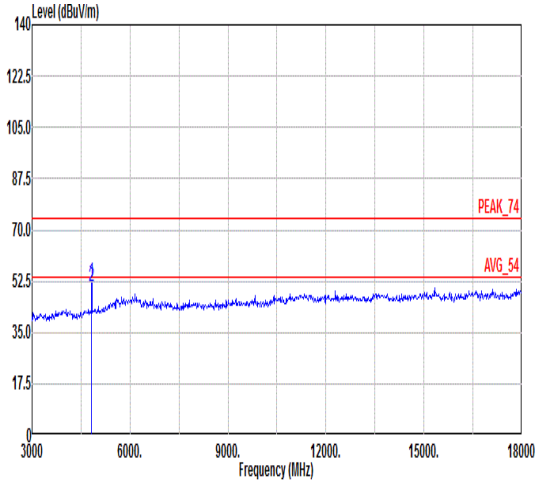 Freq Level Limit Line Margin Read Level Ant Factor Cable Loss Preamp Factor APos TPos Remark MHz dBuV/m dBuV/m dB dBuV dB/m dB dB cm deg 1 4824.00 52.34 74.00 -21.66 61.20 35.02 8.88 52.76 120 219 Peak 2 4824.00 50.72 54.00 -3.28 59.58 35.02 8.88 52.76 120 219 Average

Mode	2	
	Band Edge - L	
	2400-2483.5_802.11b_CH06_2437MHz	
ANT	CDD 0+1	
Pol.	Horizontal	Fundamental
Peak	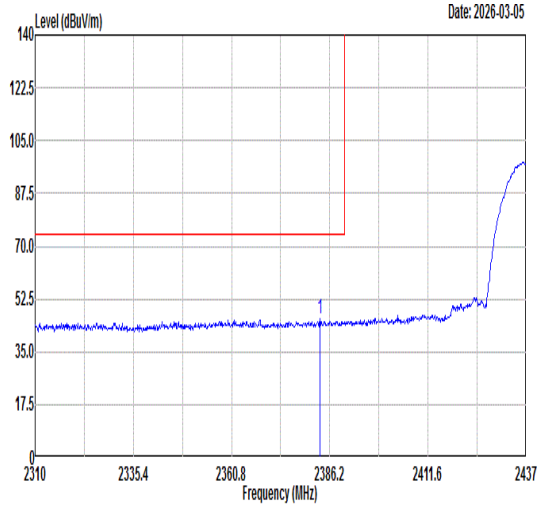 Freq Level Limit Line Margin (dB) Read Level Ant Factor Cable Loss Preamp Factor APos TPos Remark 1 2383.66 45.71 74.00 -28.29 42.10 32.41 5.35 34.15 300 313 PEAK	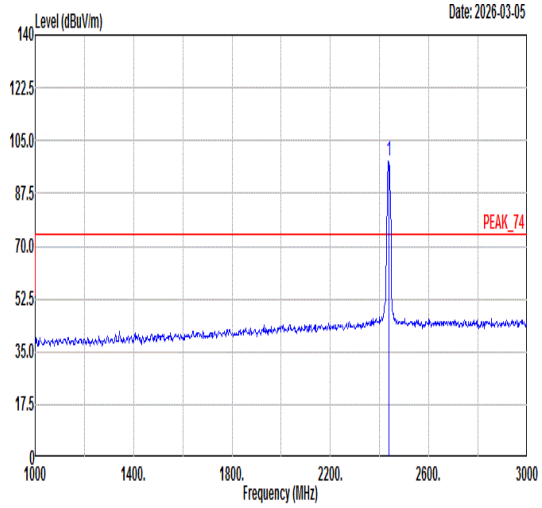 Freq Level Limit Line Margin (dB) Read Level Ant Factor Cable Loss Preamp Factor APos TPos Remark 1 2437.00 98.41 ------ ------ 94.63 32.50 5.41 34.13 300 313 PEAK
Avg	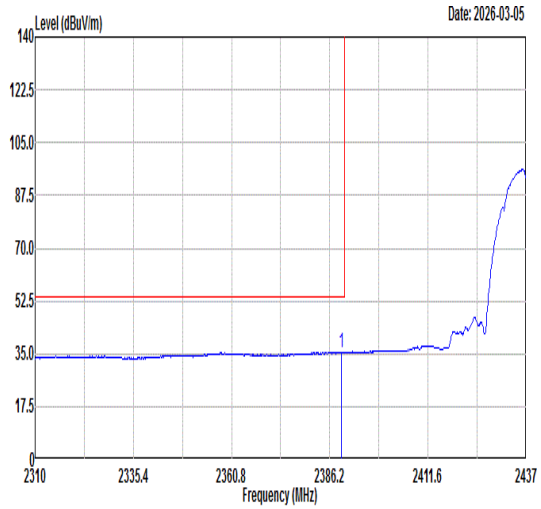 Freq Level Limit Line Margin (dB) Read Level Ant Factor Cable Loss Preamp Factor APos TPos Remark 1 2389.25 35.63 54.00 -18.37 31.99 32.42 5.36 34.14 300 313 AVERAGE	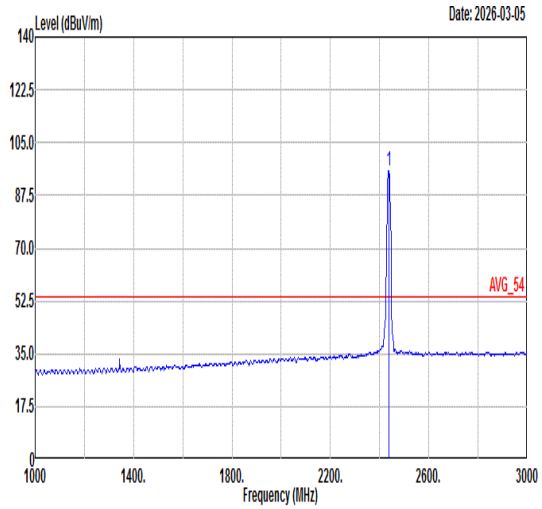 Freq Level Limit Line Margin (dB) Read Level Ant Factor Cable Loss Preamp Factor APos TPos Remark 1 2437.00 95.83 ------ ------ 92.05 32.50 5.41 34.13 300 313 AVERAGE

Mode	2	
	Band Edge - R	
	2400-2483.5_802.11b_CH06_2437MHz	
ANT	CDD 0+1	
Pol.	Horizontal	Fundamental
Peak	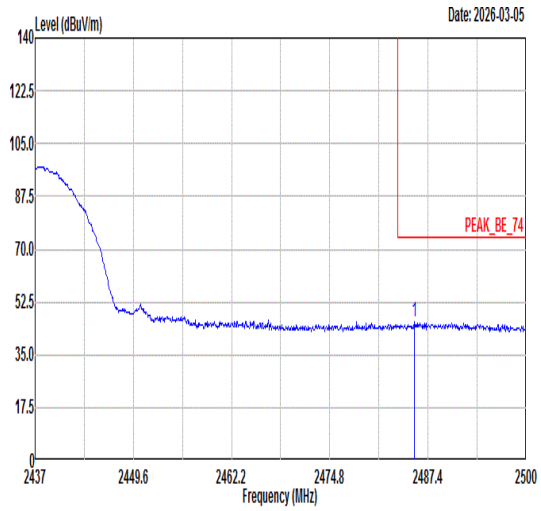 Freq Level Limit Line Margin (dB) Read Level Ant Factor Cable Loss Preamp Factor APos TPos Remark MHz dBuV/m dBuV/m dBuV dB/m dB dB cm deg 1 2485.64 46.12 74.00 -27.88 41.71 32.58 5.94 34.11 300 313 PEAK	Blank
Avg	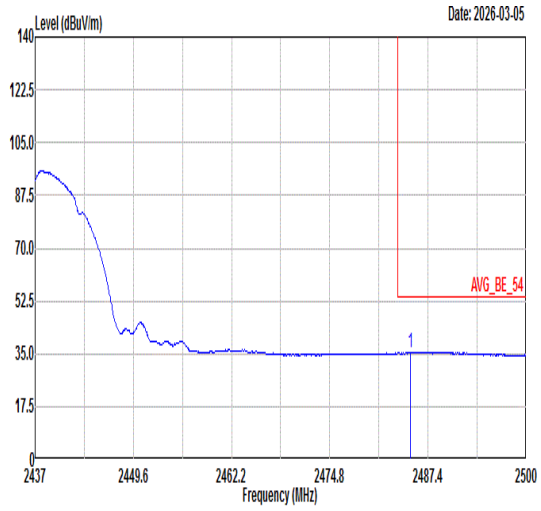 Freq Level Limit Line Margin (dB) Read Level Ant Factor Cable Loss Preamp Factor APos TPos Remark MHz dBuV/m dBuV/m dBuV dB/m dB dB cm deg 1 2485.13 35.55 54.00 -18.45 31.14 32.58 5.94 34.11 300 313 AVERAGE	Blank

Mode	2	
	Band Edge - L	
	2400-2483.5_802.11b_CH06_2437MHz	
ANT	CDD 0+1	
Pol.	Vertical	Fundamental
Peak	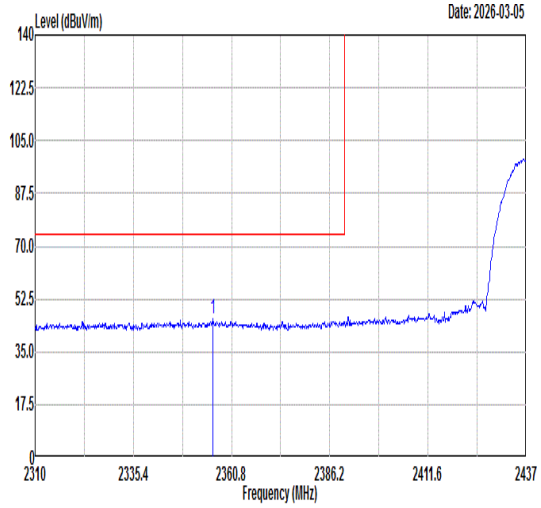 Freq Level Limit Line Margin (dB) Read Level Ant Factor Cable Loss Preamp Factor APos TPos Remark MHz dBuV/m dBuV/m dBuV dB/m dB dB cm deg 1 2355.97 45.74 74.00 -28.26 42.20 32.37 5.33 34.16 300 307 PEAK	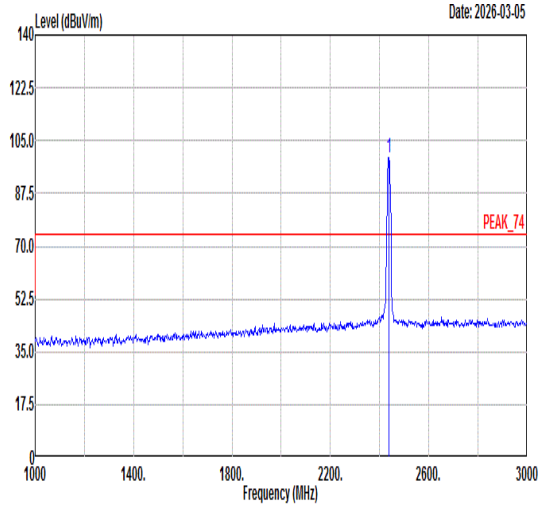 Freq Level Limit Line Margin (dB) Read Level Ant Factor Cable Loss Preamp Factor APos TPos Remark MHz dBuV/m dBuV/m dBuV dB/m dB dB cm deg 1 2437.00 99.45 ------ ------ 95.67 32.50 5.41 34.13 300 307 PEAK
Avg	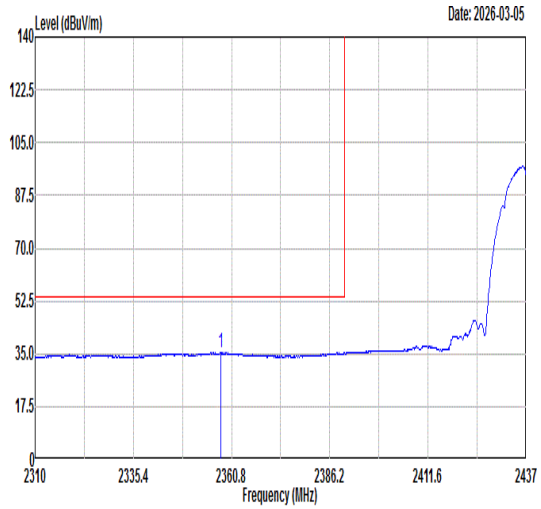 Freq Level Limit Line Margin (dB) Read Level Ant Factor Cable Loss Preamp Factor APos TPos Remark MHz dBuV/m dBuV/m dBuV dB/m dB dB cm deg 1 2358.01 35.55 54.00 -18.45 32.01 32.37 5.33 34.16 300 307 AVERAGE	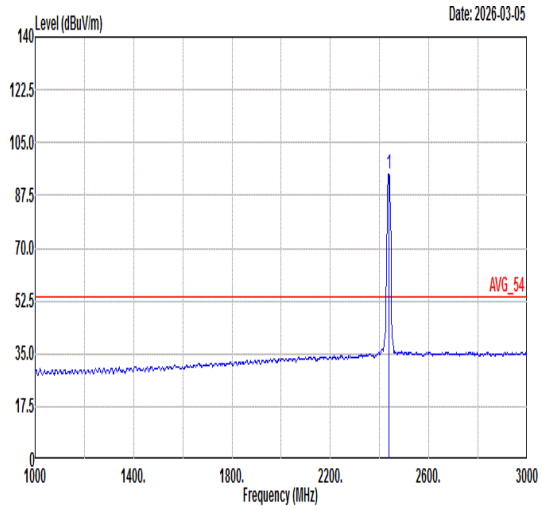 Freq Level Limit Line Margin (dB) Read Level Ant Factor Cable Loss Preamp Factor APos TPos Remark MHz dBuV/m dBuV/m dBuV dB/m dB dB cm deg 1 2437.00 94.64 ------ ------ 90.85 32.50 5.41 34.12 300 313 AVERAGE

Mode	2	
	Band Edge - R	
	2400-2483.5_802.11b_CH06_2437MHz	
ANT	CDD 0+1	
Pol.	Vertical	Fundamental
Peak	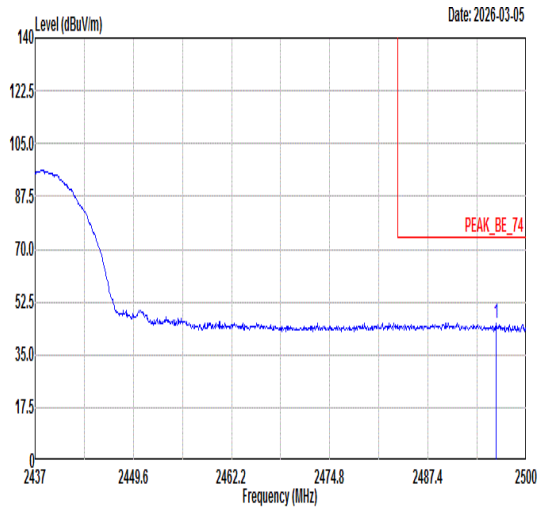 Freq Level Limit Line Margin (dB) Read Level Ant Factor Cable Loss Preamp Factor APos TPos Remark MHz dBuV/m dBuV/m dBuV dB/m dB dB cm deg 1 2496.09 45.42 74.00 -28.58 41.03 32.59 5.90 34.10 300 313 PEAK	Blank
Avg	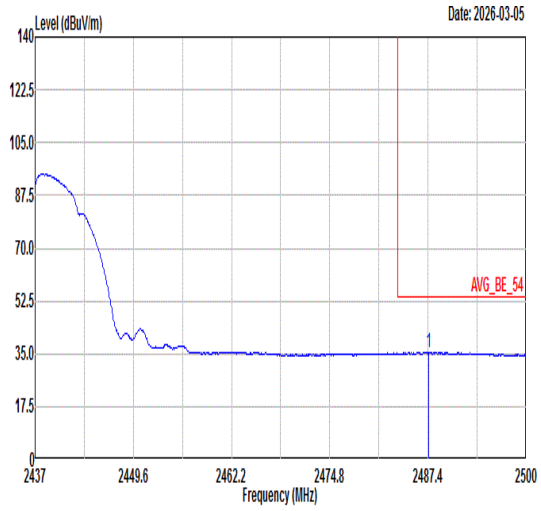 Freq Level Limit Line Margin (dB) Read Level Ant Factor Cable Loss Preamp Factor APos TPos Remark MHz dBuV/m dBuV/m dBuV dB/m dB dB cm deg 1 2487.53 35.43 54.00 -18.57 31.02 32.58 5.93 34.10 300 313 AVERAGE	Blank

Mode	2	
	Harmonic	
	2400-2483.5_802.11b_CH06_2437MHz	
ANT	CDD 0+1	
Pol.	Horizontal	Vertical
Peak Avg	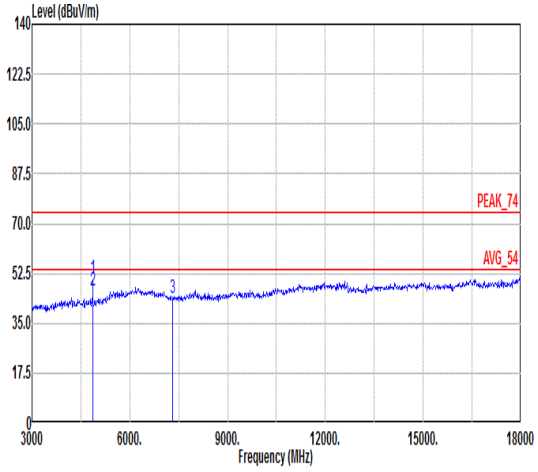 Freq Level Limit Line Margin Read Level Ant Factor Cable Loss Preamp Factor APos TPos Remark MHz dBuV/m dBuV/m dB dBuV dB/m dB dB cm deg 1 4874.00 50.58 74.00 -23.42 59.39 35.07 8.72 52.60 122 56 Peak 2 4874.00 46.71 54.00 -7.29 55.52 35.07 8.72 52.60 122 56 Average 3 7311.00 43.96 74.00 -30.04 49.98 36.10 10.18 52.30 --- --- Peak	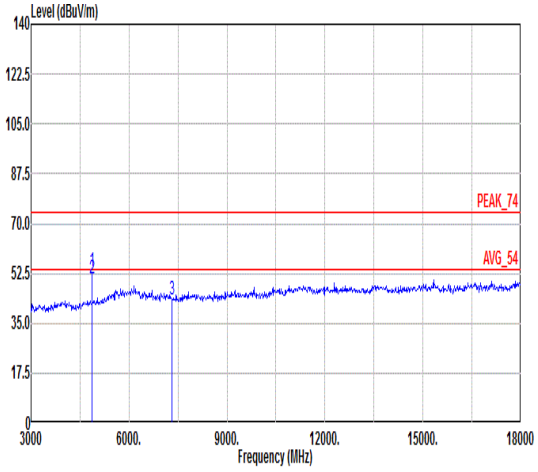 Freq Level Limit Line Margin Read Level Ant Factor Cable Loss Preamp Factor APos TPos Remark MHz dBuV/m dBuV/m dB dBuV dB/m dB dB cm deg 1 4874.00 53.44 74.00 -20.56 62.25 35.07 8.72 52.60 116 214 Peak 2 4874.00 50.57 54.00 -3.43 59.38 35.07 8.72 52.60 116 214 Average 3 7311.00 43.22 74.00 -30.78 49.24 36.10 10.18 52.30 --- --- Peak

Mode	3	
	Band Edge	
	2400-2483.5_802.11b_CH11_2462MHz	
ANT	CDD 0+1	
Pol.	Horizontal	Fundamental
Peak	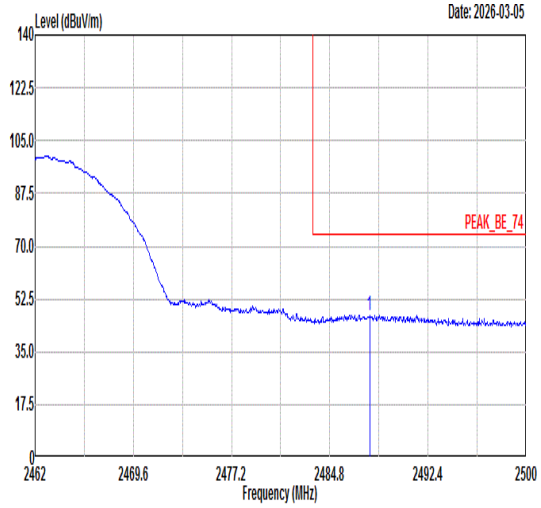 Freq Level Limit Line Margin (dB) Read Level Ant Factor Cable Loss Preamp Factor APos TPos Remark MHz dBuV/m dBuV/m dBuV dB/m dB dB cm deg 1 2487.88 47.07 74.00 -26.93 42.66 32.58 5.93 34.10 100 310 PEAK	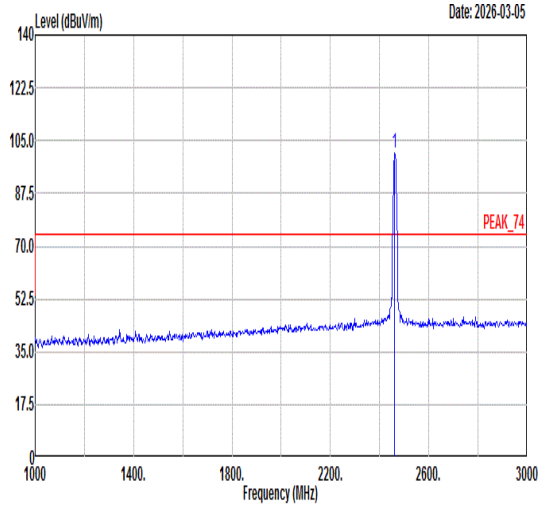 Freq Level Limit Line Margin (dB) Read Level Ant Factor Cable Loss Preamp Factor APos TPos Remark MHz dBuV/m dBuV/m dBuV dB/m dB dB cm deg 1 2462.00 100.70 ------ ------ 96.60 32.54 5.68 34.12 100 310 PEAK
Avg	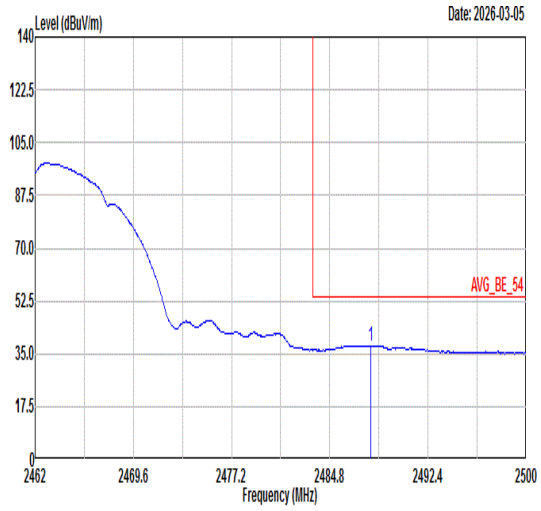 Freq Level Limit Line Margin (dB) Read Level Ant Factor Cable Loss Preamp Factor APos TPos Remark MHz dBuV/m dBuV/m dBuV dB/m dB dB cm deg 1 2487.99 37.77 54.00 -16.23 33.36 32.58 5.93 34.10 100 310 AVERAGE	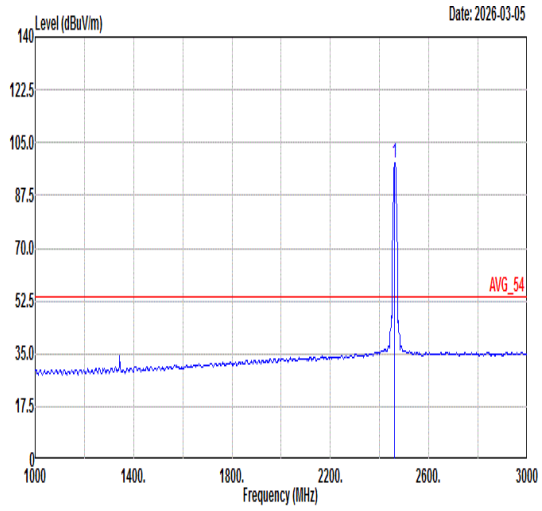 Freq Level Limit Line Margin (dB) Read Level Ant Factor Cable Loss Preamp Factor APos TPos Remark MHz dBuV/m dBuV/m dBuV dB/m dB dB cm deg 1 2462.00 98.31 ------ ------ 94.21 32.54 5.68 34.12 100 310 AVERAGE

Mode	3	
	Band Edge	
	2400-2483.5_802.11b_CH11_2462MHz	
ANT	CDD 0+1	
Pol.	Vertical	Fundamental
Peak	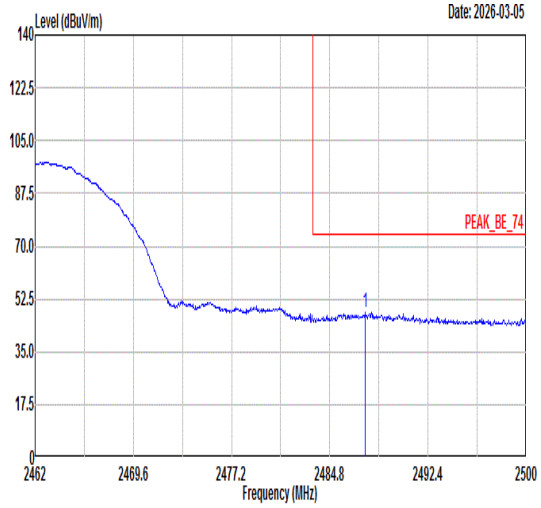 Freq Level Limit Line Margin (dB) Read Level Ant Factor Cable Loss Preamp Factor APos TPos Remark MHz dBuV/m dBuV/m dBuV dB/m dB dB cm deg 1 2487.54 47.84 74.00 -26.16 43.43 32.58 5.93 34.10 400 291 PEAK	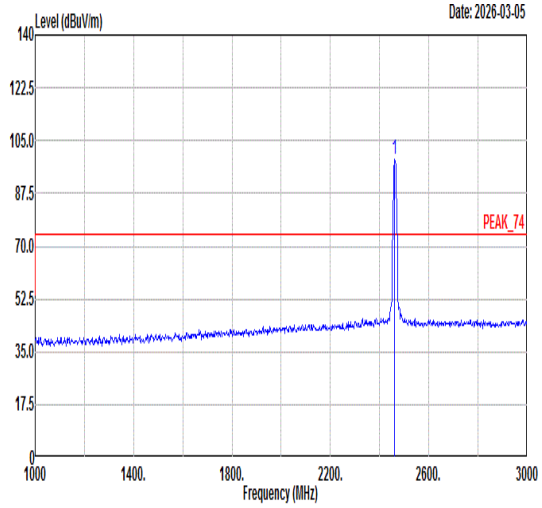 Freq Level Limit Line Margin (dB) Read Level Ant Factor Cable Loss Preamp Factor APos TPos Remark MHz dBuV/m dBuV/m dBuV dB/m dB dB cm deg 1 2462.00 98.87 ------ ------ 94.77 32.54 5.68 34.12 400 291 PEAK
Avg	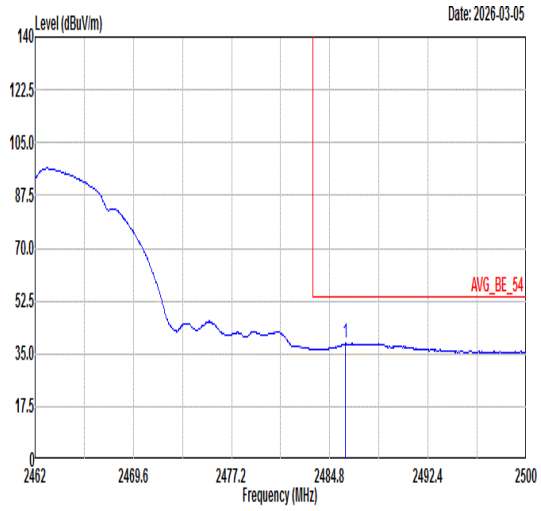 Freq Level Limit Line Margin (dB) Read Level Ant Factor Cable Loss Preamp Factor APos TPos Remark MHz dBuV/m dBuV/m dBuV dB/m dB dB cm deg 1 2486.02 38.60 54.00 -15.40 34.19 32.58 5.94 34.11 400 291 AVERAGE	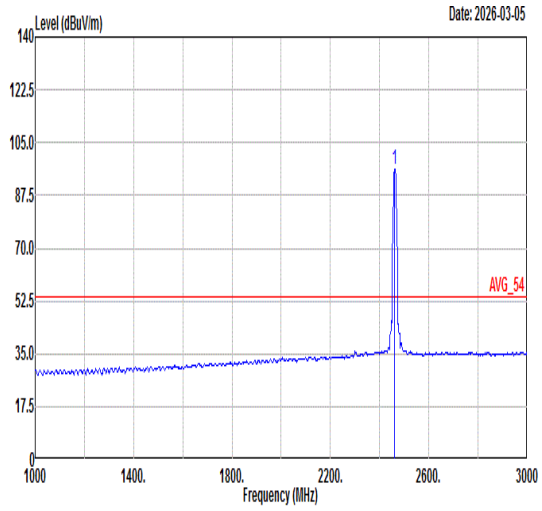 Freq Level Limit Line Margin (dB) Read Level Ant Factor Cable Loss Preamp Factor APos TPos Remark MHz dBuV/m dBuV/m dBuV dB/m dB dB cm deg 1 2462.00 96.40 ------ ------ 92.30 32.54 5.68 34.12 400 291 AVERAGE

Mode	3	
	Harmonic	
	2400-2483.5_802.11b_CH11_2462MHz	
ANT	CDD 0+1	
Pol.	Horizontal	Vertical
Peak Avg	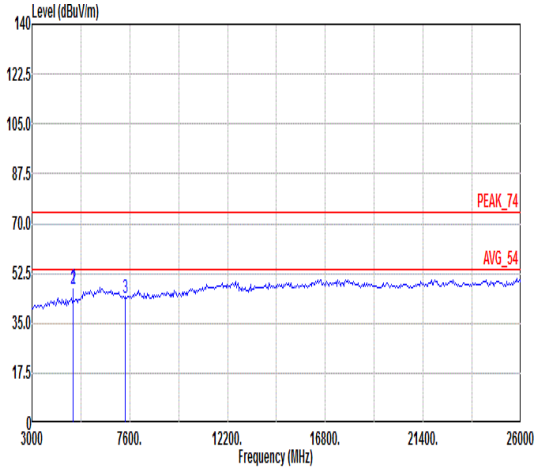 Freq Level Limit Line Margin Read Level Ant Factor Cable Loss Preamp Factor APos TPos Remark MHz dBuV/m dBuV/m dB dBuV dB/m dB dB cm deg 1 4924.00 47.44 74.00 -26.56 56.19 35.12 8.57 52.44 126 52 Peak 2 4924.00 46.84 54.00 -7.16 55.59 35.12 8.57 52.44 126 52 Average 3 7386.00 43.94 74.00 -30.06 49.96 36.10 10.18 52.30 --- --- Peak	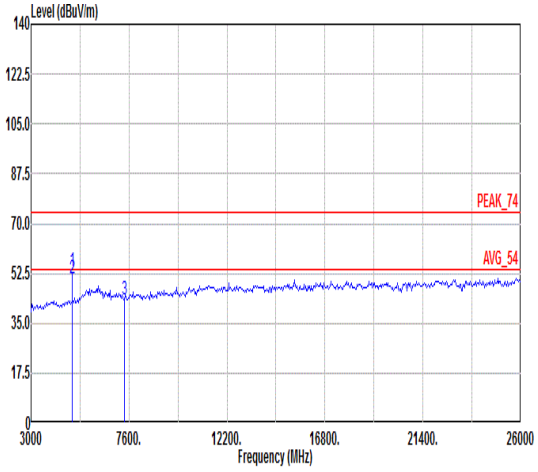 Freq Level Limit Line Margin Read Level Ant Factor Cable Loss Preamp Factor APos TPos Remark MHz dBuV/m dBuV/m dB dBuV dB/m dB dB cm deg 1 4924.00 53.30 74.00 -20.70 62.05 35.12 8.57 52.44 116 216 Peak 2 4924.00 50.86 54.00 -3.14 59.61 35.12 8.57 52.44 116 216 Average 3 7386.00 43.16 74.00 -30.84 49.18 36.10 10.18 52.30 --- --- Peak

Mode	4	
	Band Edge	
	2400-2483.5_802.11b_CH12_2467MHz	
ANT	CDD 0+1	
Pol.	Horizontal	Fundamental
Peak	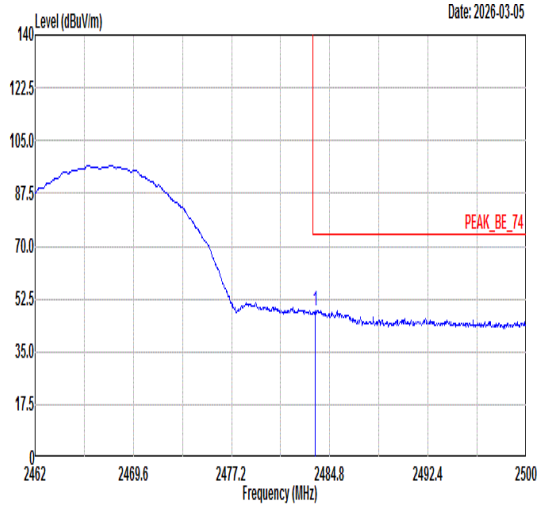 Freq Level Limit Line Margin (dB) Read Level Ant Factor Cable Loss Preamp Factor APos TPos Remark MHz dBuV/m dBuV/m dBuV dB/m dB dB cm deg 1 2483.70 48.85 74.00 -25.15 44.44 32.57 5.95 34.11 118 310 PEAK	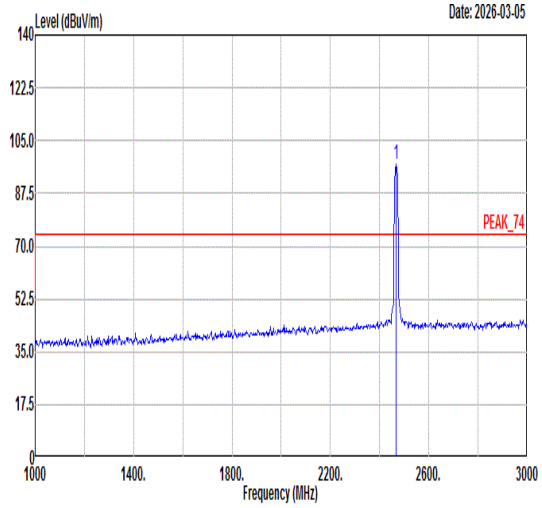 Freq Level Limit Line Margin (dB) Read Level Ant Factor Cable Loss Preamp Factor APos TPos Remark MHz dBuV/m dBuV/m dBuV dB/m dB dB cm deg 1 2467.00 97.40 ------ ------ 93.23 32.55 5.73 34.11 118 310 PEAK
Avg	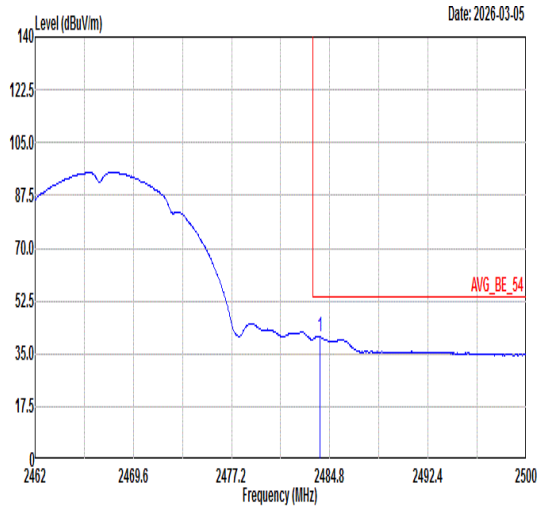 Freq Level Limit Line Margin (dB) Read Level Ant Factor Cable Loss Preamp Factor APos TPos Remark MHz dBuV/m dBuV/m dBuV dB/m dB dB cm deg 1 2484.04 40.71 54.00 -13.29 36.31 32.57 5.94 34.11 118 310 AVERAGE	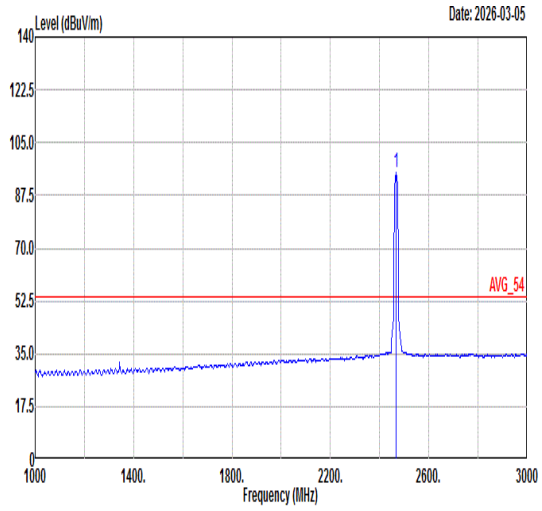 Freq Level Limit Line Margin (dB) Read Level Ant Factor Cable Loss Preamp Factor APos TPos Remark MHz dBuV/m dBuV/m dBuV dB/m dB dB cm deg 1 2467.00 95.02 ------ ------ 90.82 32.55 5.76 34.11 118 310 AVERAGE

Mode	4	
	Band Edge	
	2400-2483.5_802.11b_CH12_2467MHz	
ANT	CDD 0+1	
Pol.	Vertical	Fundamental
Peak	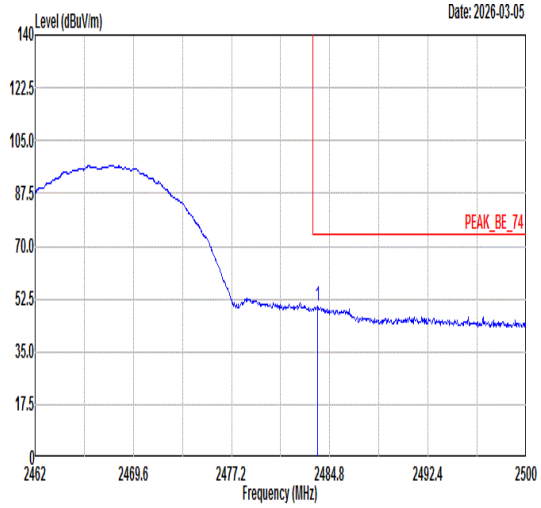 Freq Level Limit Line Margin (dB) Read Level Ant Factor Cable Loss Preamp Factor APos TPos Remark MHz dBuV/m dBuV/m dBuV dB/m dB dB cm deg 1 2483.85 50.44 74.00 -23.56 46.04 32.57 5.94 34.11 101 195 PEAK	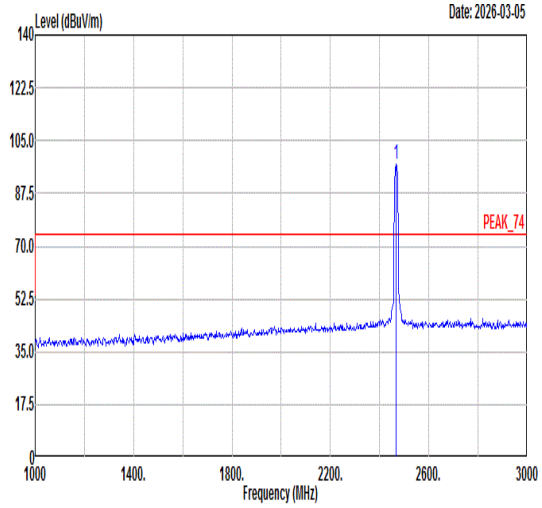 Freq Level Limit Line Margin (dB) Read Level Ant Factor Cable Loss Preamp Factor APos TPos Remark MHz dBuV/m dBuV/m dBuV dB/m dB dB cm deg 1 2467.00 97.35 ------ ------ 93.15 32.55 5.76 34.11 101 195 PEAK
Avg	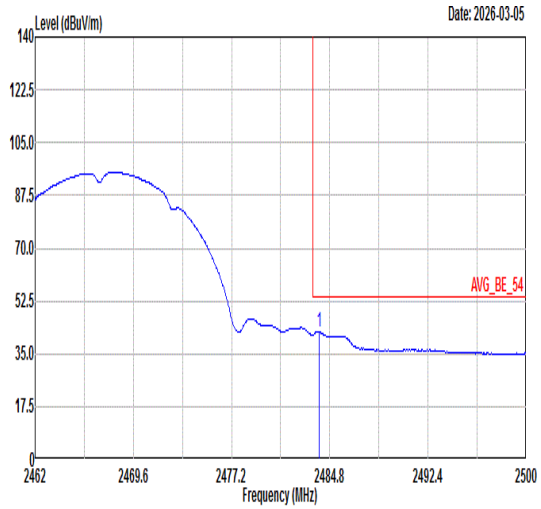 Freq Level Limit Line Margin (dB) Read Level Ant Factor Cable Loss Preamp Factor APos TPos Remark MHz dBuV/m dBuV/m dBuV dB/m dB dB cm deg 1 2484.00 42.30 54.00 -11.70 37.90 32.57 5.94 34.11 101 195 AVERAGE	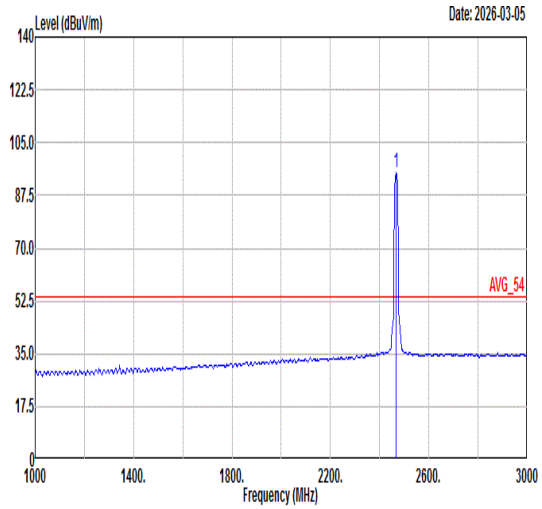 Freq Level Limit Line Margin (dB) Read Level Ant Factor Cable Loss Preamp Factor APos TPos Remark MHz dBuV/m dBuV/m dBuV dB/m dB dB cm deg 1 2467.00 95.09 ------ ------ 90.89 32.55 5.76 34.11 101 195 AVERAGE

Mode	4	
	Harmonic	
	2400-2483.5_802.11b_CH12_2467MHz	
ANT	CDD 0+1	
Pol.	Horizontal	Vertical
Peak Avg	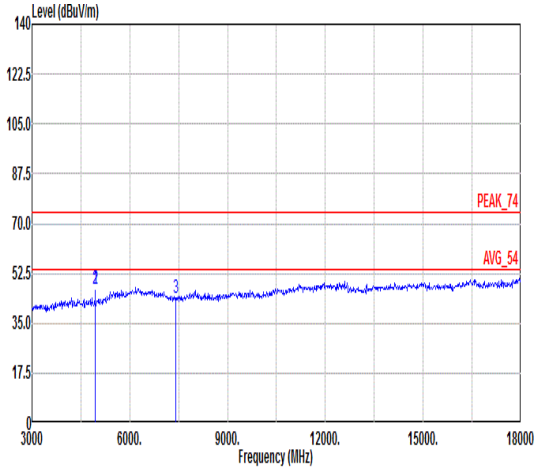 Freq Level Limit Line Margin Read Level Ant Factor Cable Loss Preamp Factor APos TPos Remark MHz dBuV/m dBuV/m dB dBuV dB/m dB dB cm deg 1 4934.00 46.93 74.00 -27.07 55.67 35.13 8.54 52.41 124 29 Peak 2 4934.00 46.96 54.00 -7.04 55.70 35.13 8.54 52.41 124 29 Average 3 7401.00 43.98 74.00 -30.02 50.00 36.10 10.18 52.30 --- --- Peak	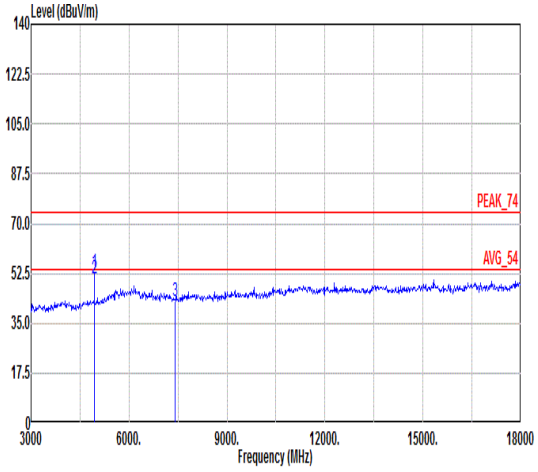 Freq Level Limit Line Margin Read Level Ant Factor Cable Loss Preamp Factor APos TPos Remark MHz dBuV/m dBuV/m dB dBuV dB/m dB dB cm deg 1 4934.00 52.57 74.00 -21.43 61.31 35.13 8.54 52.41 129 217 Peak 2 4934.00 50.87 54.00 -3.13 59.61 35.13 8.54 52.41 129 217 Average 3 7401.00 43.02 74.00 -30.98 49.04 36.10 10.18 52.30 --- --- Peak

Mode	5	
	Band Edge	
	2400-2483.5_802.11b_CH13_2472MHz	
ANT	CDD 0+1	
Pol.	Horizontal	Fundamental
Peak	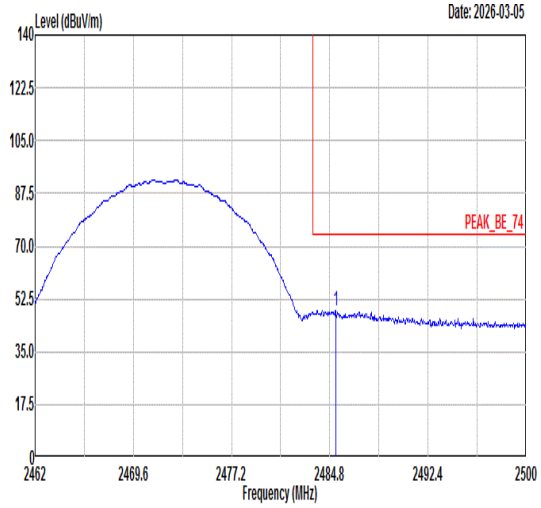 Freq Level Limit Line Margin (dB) Read Level Ant Factor Cable Loss Preamp Factor APos TPos Remark MHz dBuV/m dBuV/m dBuV dB/m dB dB cm deg 1 2485.26 48.73 74.00 -25.27 44.32 32.58 5.94 34.11 100 307 PEAK	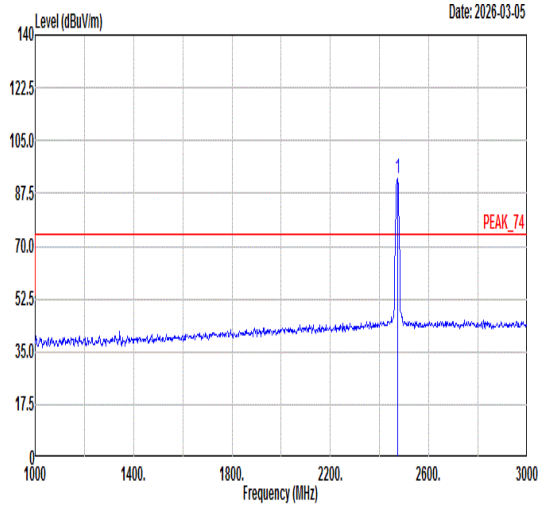 Freq Level Limit Line Margin (dB) Read Level Ant Factor Cable Loss Preamp Factor APos TPos Remark MHz dBuV/m dBuV/m dBuV dB/m dB dB cm deg 1 2472.00 92.69 ------ ------ 88.43 32.56 5.81 34.11 100 307 PEAK
Avg	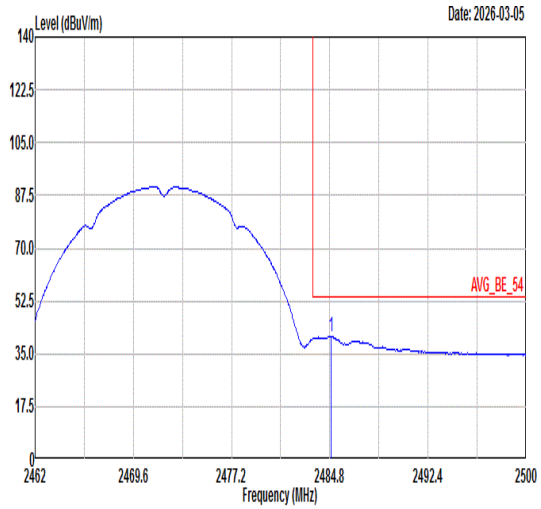 Freq Level Limit Line Margin (dB) Read Level Ant Factor Cable Loss Preamp Factor APos TPos Remark MHz dBuV/m dBuV/m dBuV dB/m dB dB cm deg 1 2484.91 40.83 54.00 -13.17 36.42 32.58 5.94 34.11 100 307 AVERAGE	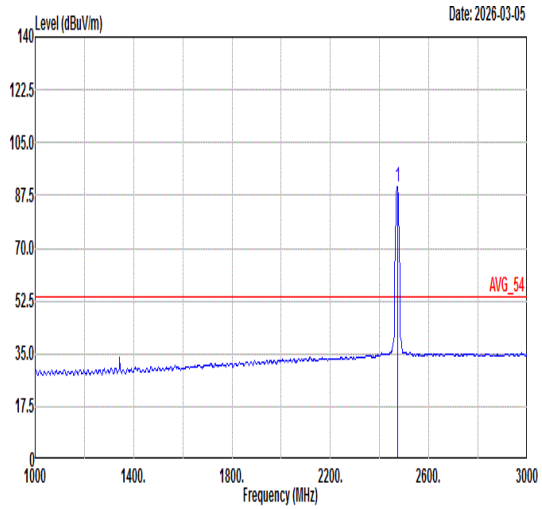 Freq Level Limit Line Margin (dB) Read Level Ant Factor Cable Loss Preamp Factor APos TPos Remark MHz dBuV/m dBuV/m dBuV dB/m dB dB cm deg 1 2472.00 90.19 ------ ------ 85.93 32.56 5.81 34.11 100 307 AVERAGE

Mode	5	
	Band Edge	
	2400-2483.5_802.11b_CH13_2472MHz	
ANT	CDD 0+1	
Pol.	Vertical	Fundamental
Peak	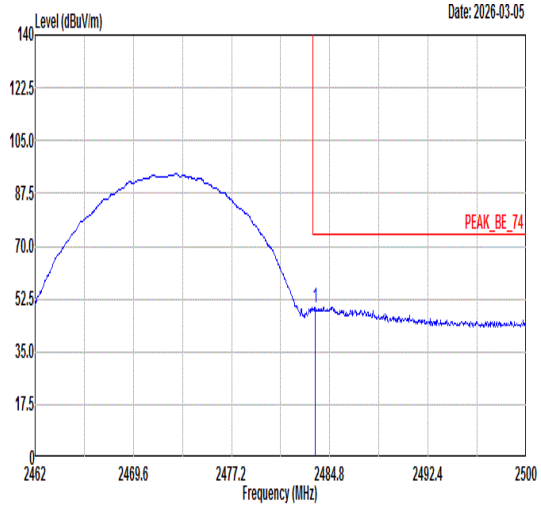 Freq Level Limit Line Margin (dB) Read Level Ant Factor Cable Loss Preamp Factor APos TPos Remark MHz dBuV/m dBuV/m dBuV dB/m dB dB cm deg 1 2483.66 49.87 74.00 -24.13 45.46 32.57 5.95 34.11 102 193 PEAK	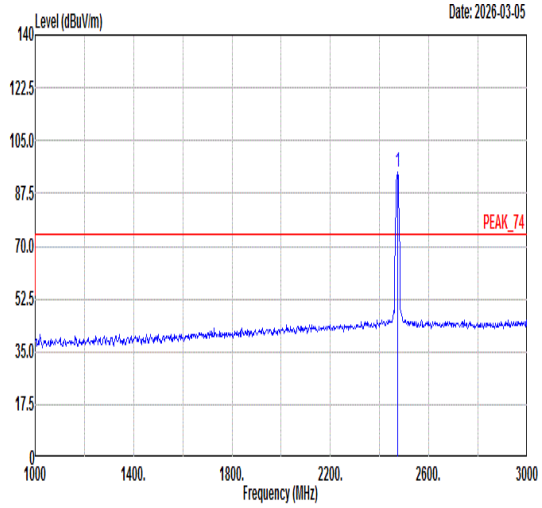 Freq Level Limit Line Margin (dB) Read Level Ant Factor Cable Loss Preamp Factor APos TPos Remark MHz dBuV/m dBuV/m dBuV dB/m dB dB cm deg 1 2472.00 94.39 ------ ------ 90.10 32.56 5.84 34.11 102 193 PEAK
Avg	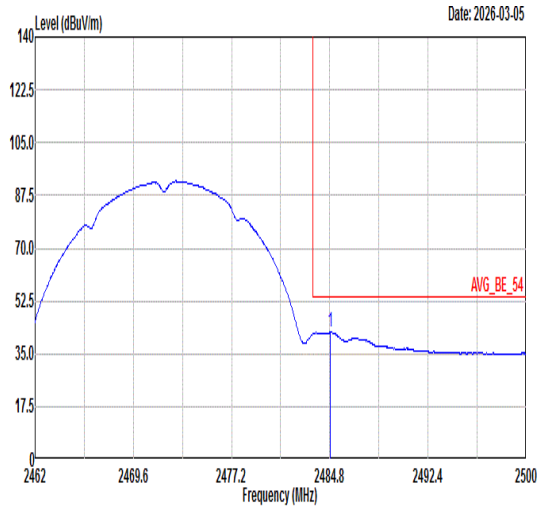 Freq Level Limit Line Margin (dB) Read Level Ant Factor Cable Loss Preamp Factor APos TPos Remark MHz dBuV/m dBuV/m dBuV dB/m dB dB cm deg 1 2484.84 42.30 54.00 -11.70 37.89 32.58 5.94 34.11 102 193 AVERAGE	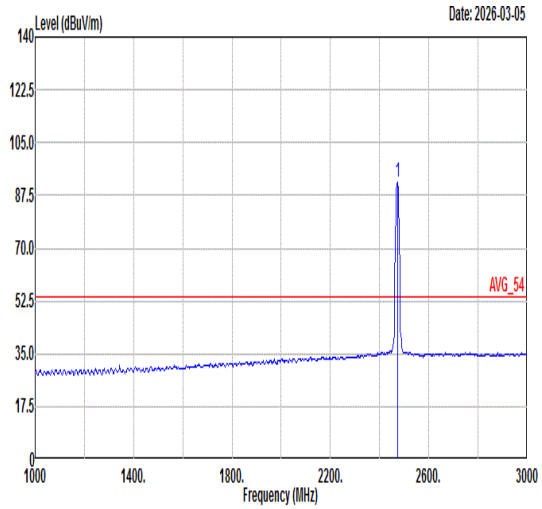 Freq Level Limit Line Margin (dB) Read Level Ant Factor Cable Loss Preamp Factor APos TPos Remark MHz dBuV/m dBuV/m dBuV dB/m dB dB cm deg 1 2472.00 92.17 ------ ------ 87.91 32.56 5.81 34.11 102 193 AVERAGE

Mode	5	
	Harmonic	
	2400-2483.5_802.11b_CH13_2472MHz	
ANT	CDD 0+1	
Pol.	Horizontal	Vertical
Peak Avg	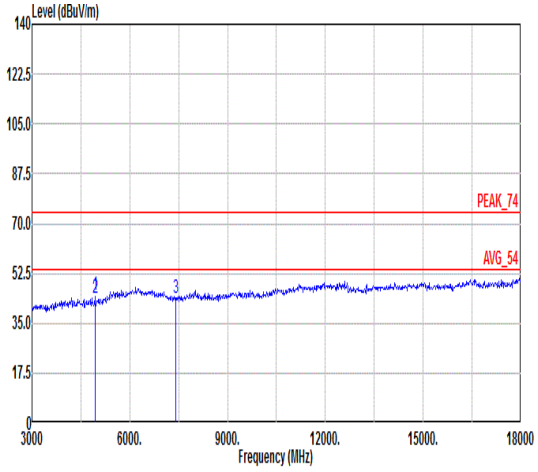 Freq Level Limit Line Margin Read Level Ant Factor Cable Loss Preamp Factor APos TPos Remark MHz dBuV/m dBuV/m dB dBuV dB/m dB dB cm deg 1 4944.00 44.86 74.00 -29.14 53.59 35.14 8.51 52.38 217 52 Peak 2 4944.00 43.64 54.00 -10.36 52.37 35.14 8.51 52.38 217 52 Average 3 7416.00 44.05 74.00 -29.95 50.08 36.10 10.17 52.30 --- --- Peak	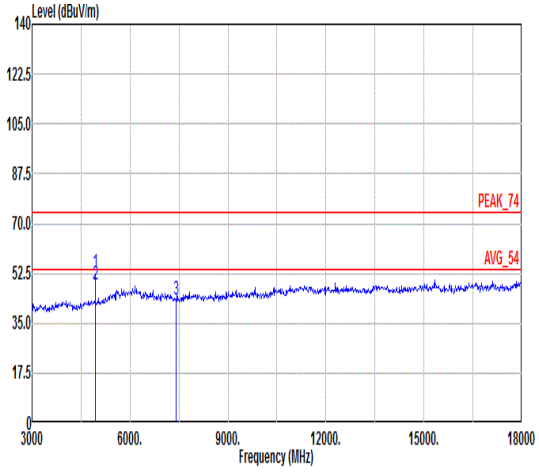 Freq Level Limit Line Margin Read Level Ant Factor Cable Loss Preamp Factor APos TPos Remark MHz dBuV/m dBuV/m dB dBuV dB/m dB dB cm deg 1 4944.00 53.03 74.00 -20.97 61.76 35.14 8.51 52.38 123 214 Peak 2 4944.00 48.85 54.00 -5.15 57.58 35.14 8.51 52.38 123 214 Average 3 7416.00 43.58 74.00 -30.42 49.61 36.10 10.17 52.30 --- --- Peak

Mode	6	
	Band Edge	
	2400-2483.5_802.11g_CH01_2412MHz	
ANT	CDD 0+1	
Pol.	Horizontal	Fundamental
Peak	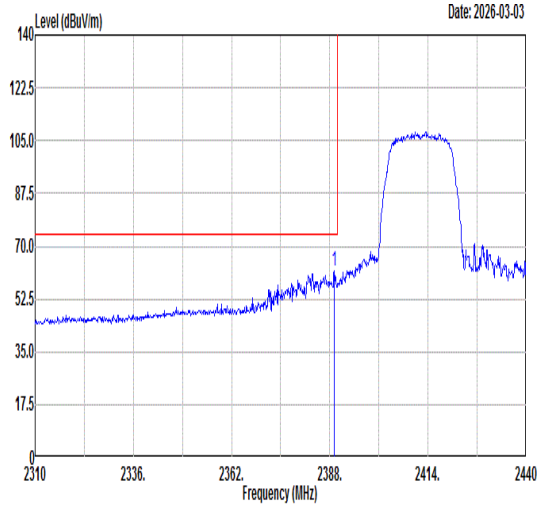 Freq Level Limit Line Margin (dB) Read Level Ant Factor Cable Loss Preamp Factor APos TPos Remark MHz dBuV/m dBuV/m dBuV dB/m dB dB cm deg 1 2389.17 61.80 74.00 -12.20 58.16 32.42 5.36 34.14 100 329 PEAK	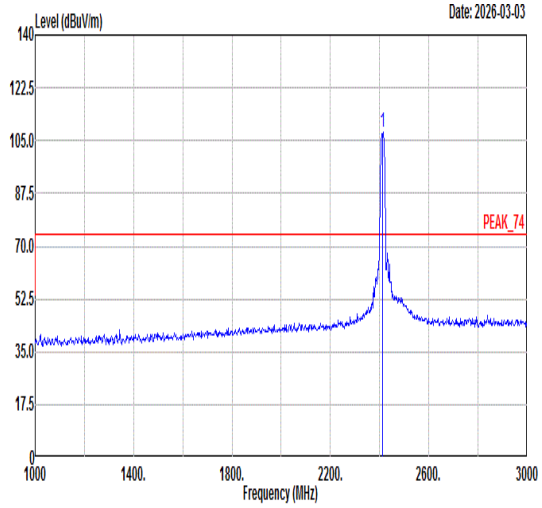 Freq Level Limit Line Margin (dB) Read Level Ant Factor Cable Loss Preamp Factor APos TPos Remark MHz dBuV/m dBuV/m dBuV dB/m dB dB cm deg 1 2412.00 107.89 ------ ------ 104.18 32.46 5.38 34.13 100 329 PEAK
Avg	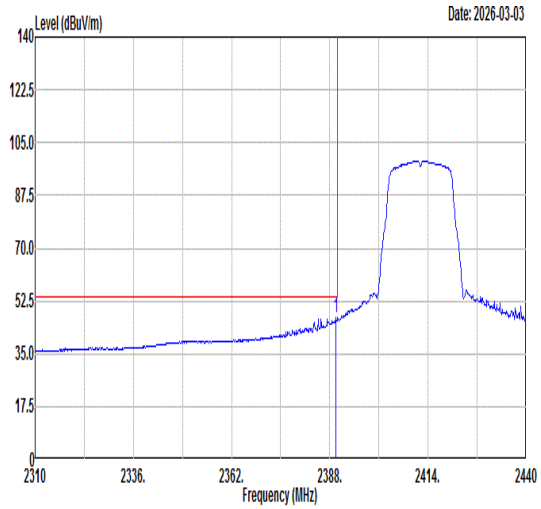 Freq Level Limit Line Margin (dB) Read Level Ant Factor Cable Loss Preamp Factor APos TPos Remark MHz dBuV/m dBuV/m dBuV dB/m dB dB cm deg 1 2389.56 46.82 54.00 -7.18 43.18 32.42 5.36 34.14 100 329 AVERAGE	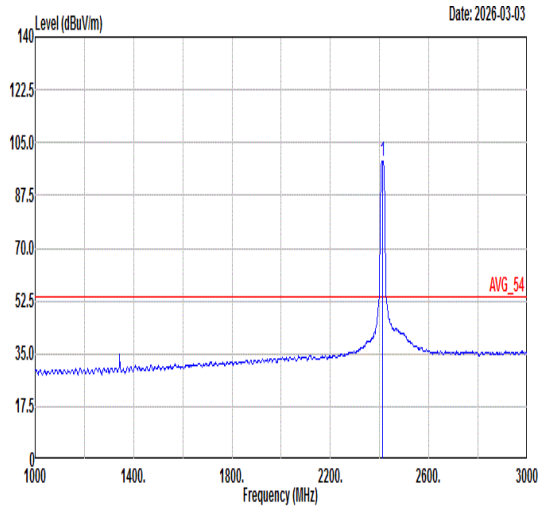 Freq Level Limit Line Margin (dB) Read Level Ant Factor Cable Loss Preamp Factor APos TPos Remark MHz dBuV/m dBuV/m dBuV dB/m dB dB cm deg 1 2412.00 98.91 ------ ------ 95.21 32.46 5.38 34.14 100 329 AVERAGE

Mode	6	
	Band Edge	
	2400-2483.5_802.11g_CH01_2412MHz	
ANT	CDD 0+1	
Pol.	Vertical	Fundamental
Peak	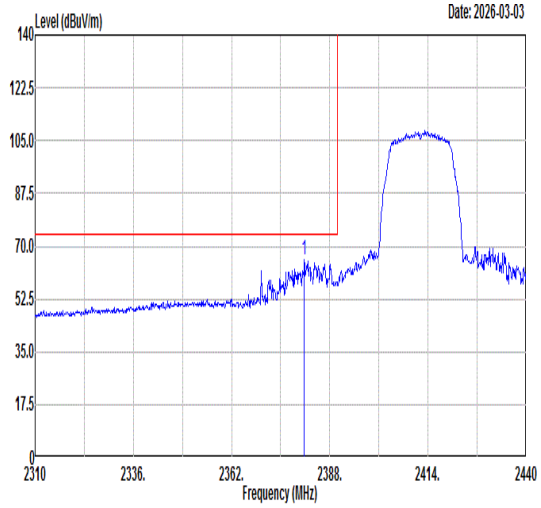 Freq Level Limit Line Margin (dB) Read Level Ant Factor Cable Loss Preamp Factor APos TPos Remark MHz dBuV/m dBuV/m dBuV dB/m dB dB cm deg 1 2381.24 65.55 74.00 -8.45 61.94 32.41 5.35 34.15 100 212 PEAK	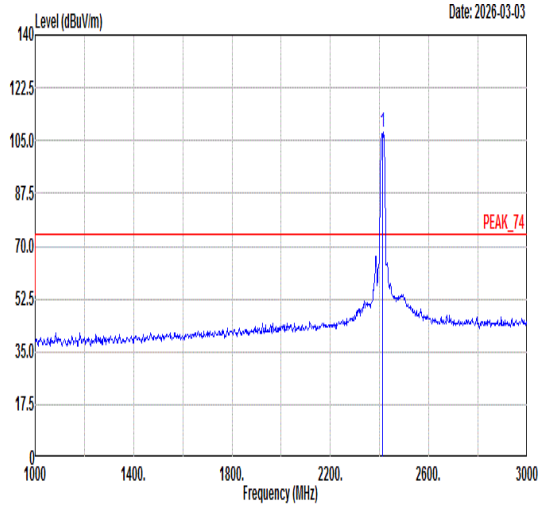 Freq Level Limit Line Margin (dB) Read Level Ant Factor Cable Loss Preamp Factor APos TPos Remark MHz dBuV/m dBuV/m dBuV dB/m dB dB cm deg 1 2412.00 107.85 ------ ------ 104.14 32.46 5.38 34.13 100 212 PEAK
Avg	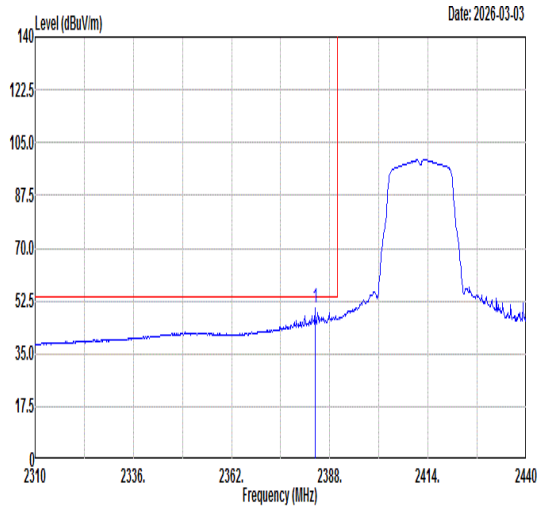 Freq Level Limit Line Margin (dB) Read Level Ant Factor Cable Loss Preamp Factor APos TPos Remark MHz dBuV/m dBuV/m dBuV dB/m dB dB cm deg 1 2384.10 50.05 54.00 -3.95 46.44 32.41 5.35 34.15 100 212 AVERAGE	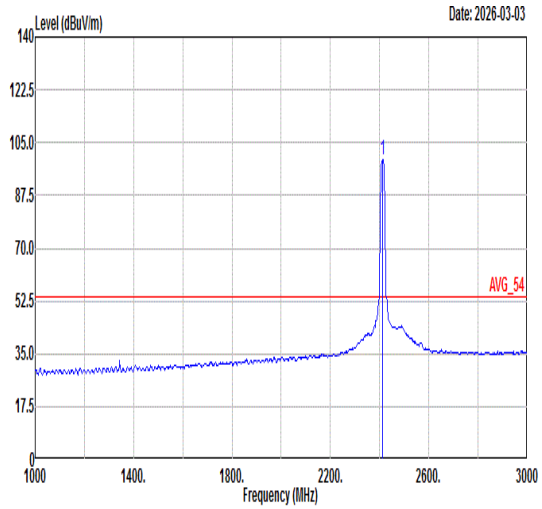 Freq Level Limit Line Margin (dB) Read Level Ant Factor Cable Loss Preamp Factor APos TPos Remark MHz dBuV/m dBuV/m dBuV dB/m dB dB cm deg 1 2412.00 99.24 ------ ------ 95.54 32.46 5.38 34.14 100 212 AVERAGE

Mode	6	
	Harmonic	
	2400-2483.5_802.11g_CH01_2412MHz	
ANT	CDD 0+1	
Pol.	Horizontal	Vertical
Peak Avg	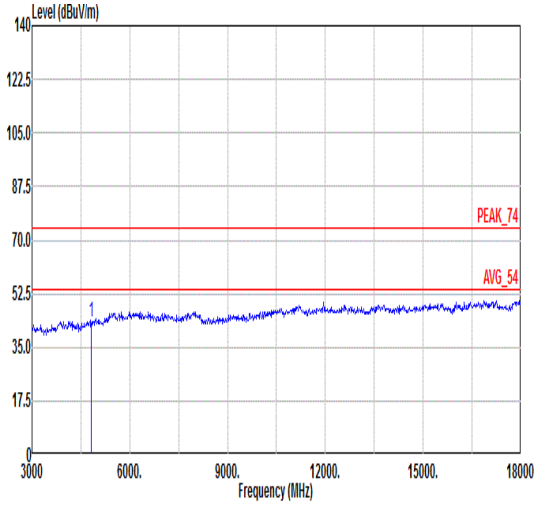 Freq Level Limit Line Margin Read Level Ant Factor Cable Loss Preamp Factor APos TPos Remark MHz dBuV/m dBuV/m dB dBuV dB/m dB dB cm deg 1 4824.00 43.27 74.00 -30.73 52.13 35.02 8.88 52.76 --- --- Peak	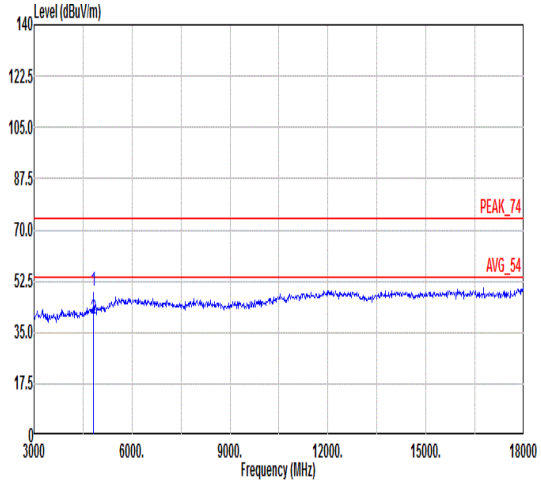 Freq Level Limit Line Margin Read Level Ant Factor Cable Loss Preamp Factor APos TPos Remark MHz dBuV/m dBuV/m dB dBuV dB/m dB dB cm deg 1 4824.00 49.20 74.00 -24.80 58.06 35.02 8.88 52.76 116 212 Peak 2 4824.00 39.81 54.00 -14.19 48.67 35.02 8.88 52.76 116 212 Average

Mode	7	
	Band Edge - L	
	2400-2483.5_802.11g_CH06_2437MHz	
ANT	CDD 0+1	
Pol.	Horizontal	Fundamental
Peak	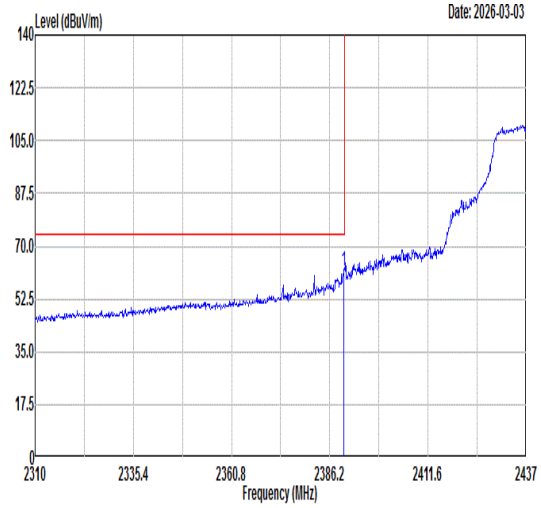 Freq Level Limit Line Margin (dB) Read Level Ant Factor Cable Loss Preamp Factor APos TPos Remark MHz dBuV/m dBuV/m dBuV dB/m dB dB cm deg 1 2389.88 61.69 74.00 -12.31 58.05 32.42 5.36 34.14 100 327 PEAK	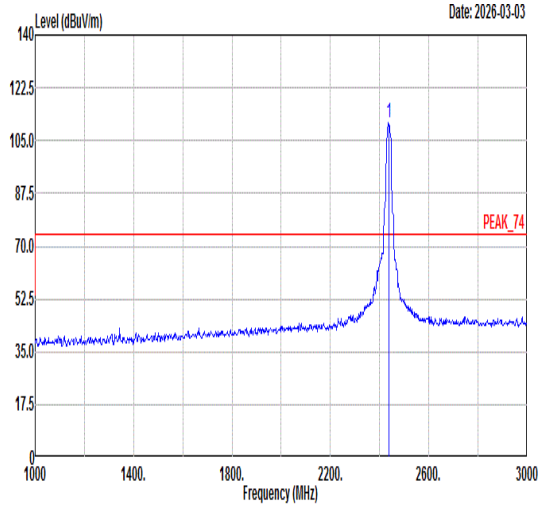 Freq Level Limit Line Margin (dB) Read Level Ant Factor Cable Loss Preamp Factor APos TPos Remark MHz dBuV/m dBuV/m dBuV dB/m dB dB cm deg 1 2437.00 110.81 ------ ------ 107.05 32.49 5.40 34.13 100 327 PEAK
Avg	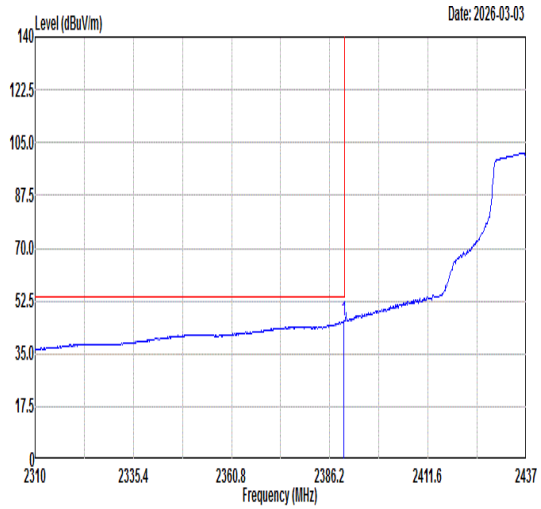 Freq Level Limit Line Margin (dB) Read Level Ant Factor Cable Loss Preamp Factor APos TPos Remark MHz dBuV/m dBuV/m dBuV dB/m dB dB cm deg 1 2389.76 45.75 54.00 -8.25 42.11 32.42 5.36 34.14 100 327 AVERAGE	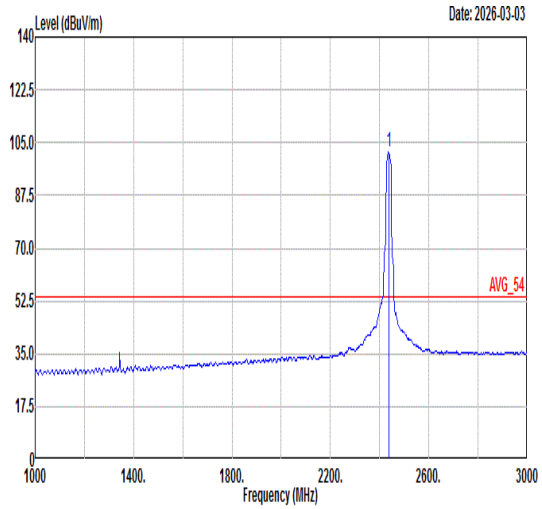 Freq Level Limit Line Margin (dB) Read Level Ant Factor Cable Loss Preamp Factor APos TPos Remark MHz dBuV/m dBuV/m dBuV dB/m dB dB cm deg 1 2437.00 101.70 ------ ------ 97.92 32.50 5.41 34.13 100 327 AVERAGE

Mode	7	
	Band Edge - R	
	2400-2483.5_802.11g_CH06_2437MHz	
ANT	CDD 0+1	
Pol.	Horizontal	Fundamental
Peak	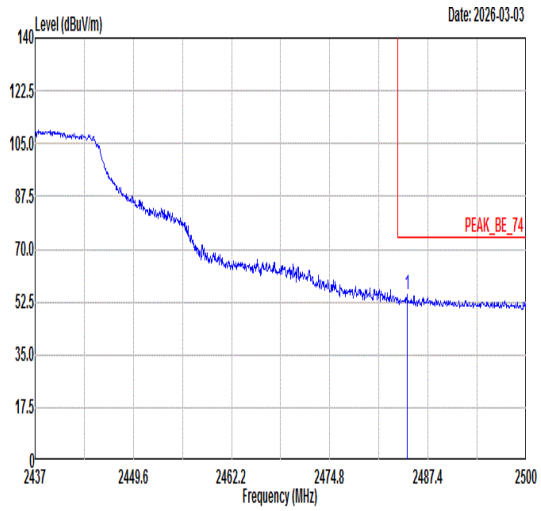 Freq Level Limit Line Margin (dB) Read Level Ant Factor Cable Loss Preamp Factor APos TPos Remark MHz dBuV/m dBuV/m dBuV dB/m dB dB cm deg 1 2484.69 54.89 74.00 -19.11 50.48 32.58 5.94 34.11 100 327 PEAK	Blank
Avg	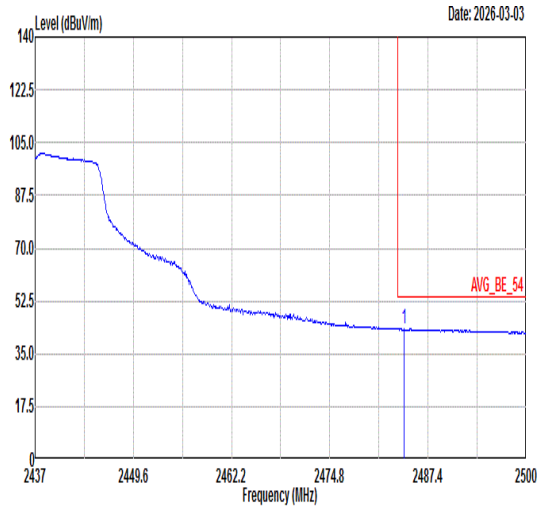 Freq Level Limit Line Margin (dB) Read Level Ant Factor Cable Loss Preamp Factor APos TPos Remark MHz dBuV/m dBuV/m dBuV dB/m dB dB cm deg 1 2484.31 43.33 54.00 -10.67 38.93 32.57 5.94 34.11 100 327 AVERAGE	Blank

Mode	7	
	Band Edge - L	
	2400-2483.5_802.11g_CH06_2437MHz	
ANT	CDD 0+1	
Pol.	Vertical	Fundamental
Peak	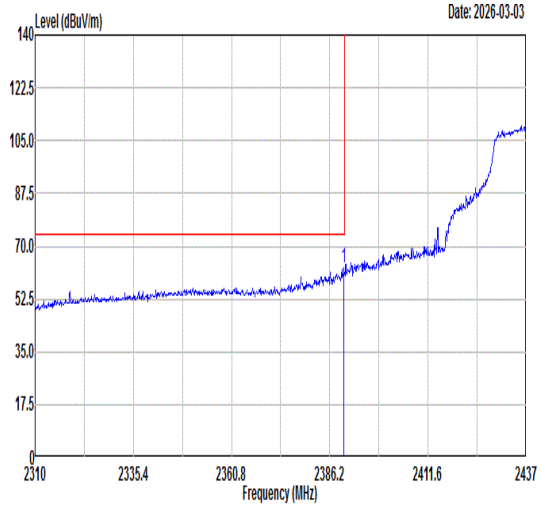 Freq Level Limit Line Margin (dB) Read Level Ant Factor Cable Loss Preamp Factor APos TPos Remark MHz dBuV/m dBuV/m dBuV dB/m dB dB cm deg 1 2389.88 62.64 74.00 -11.36 59.00 32.42 5.36 34.14 117 211 PEAK	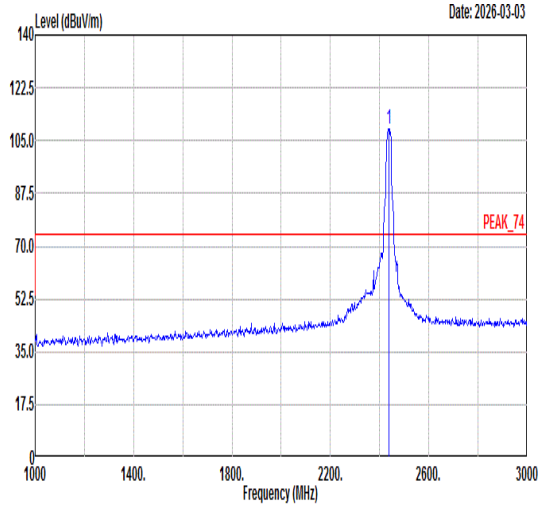 Freq Level Limit Line Margin (dB) Read Level Ant Factor Cable Loss Preamp Factor APos TPos Remark MHz dBuV/m dBuV/m dBuV dB/m dB dB cm deg 1 2437.00 109.08 ------ ------ 105.30 32.50 5.41 34.13 117 211 PEAK
Avg	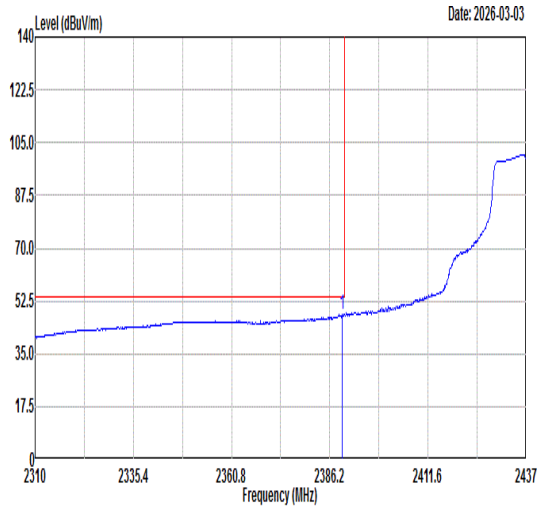 Freq Level Limit Line Margin (dB) Read Level Ant Factor Cable Loss Preamp Factor APos TPos Remark MHz dBuV/m dBuV/m dBuV dB/m dB dB cm deg 1 2389.50 48.17 54.00 -5.83 44.53 32.42 5.36 34.14 117 211 AVERAGE	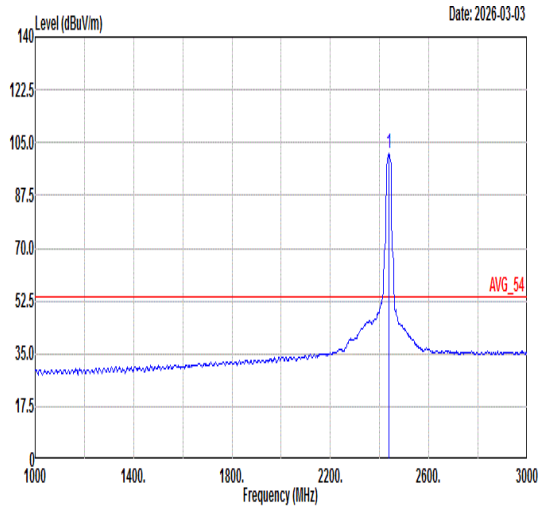 Freq Level Limit Line Margin (dB) Read Level Ant Factor Cable Loss Preamp Factor APos TPos Remark MHz dBuV/m dBuV/m dBuV dB/m dB dB cm deg 1 2437.00 101.46 ------ ------ 97.67 32.50 5.41 34.12 117 211 AVERAGE

Mode	7	
	Band Edge - R	
	2400-2483.5_802.11g_CH06_2437MHz	
ANT	CDD 0+1	
Pol.	Vertical	Fundamental
Peak	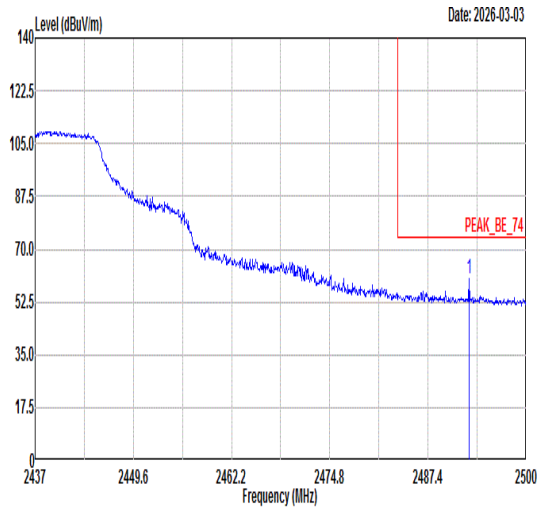 Freq Level Limit Line Margin (dB) Read Level Ant Factor Cable Loss Preamp Factor APos TPos Remark MHz dBuV/m dBuV/m dBuV dB/m dB dB cm deg 1 2492.69 60.45 74.00 -13.55 56.05 32.59 5.91 34.10 117 211 PEAK	Blank
Avg	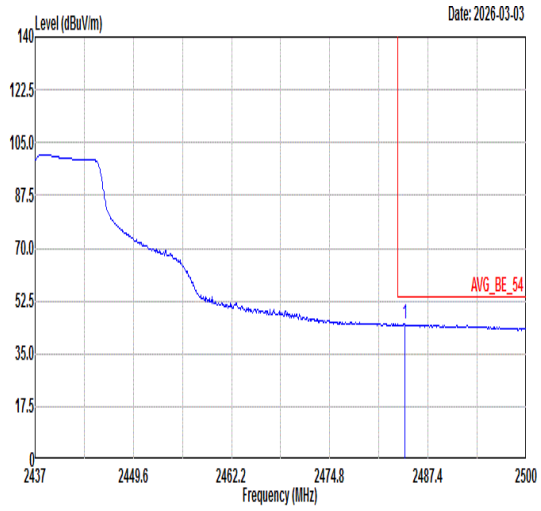 Freq Level Limit Line Margin (dB) Read Level Ant Factor Cable Loss Preamp Factor APos TPos Remark MHz dBuV/m dBuV/m dBuV dB/m dB dB cm deg 1 2484.44 44.75 54.00 -9.25 40.34 32.58 5.94 34.11 117 211 AVERAGE	Blank

Mode	7	
	Harmonic	
	2400-2483.5_802.11g_CH06_2437MHz	
ANT	CDD 0+1	
Pol.	Horizontal	Vertical
Peak Avg	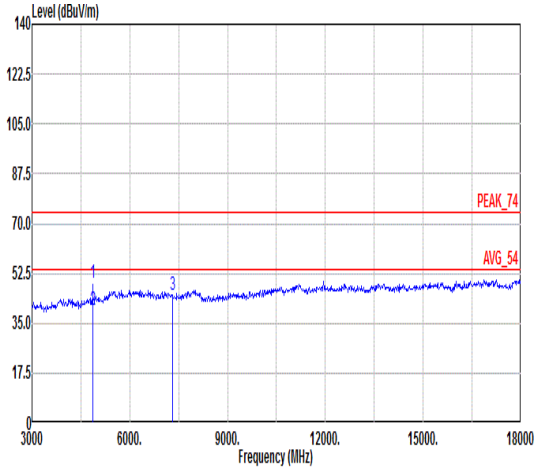 Freq Level Limit Line Margin Read Level Ant Factor Cable Loss Preamp Factor APos TPos Remark MHz dBuV/m dBuV/m dB dBuV dB/m dB dB cm deg 1 4874.00 49.14 74.00 -24.86 57.95 35.07 8.72 52.60 109 57 Peak 2 4874.00 39.69 54.00 -14.31 48.50 35.07 8.72 52.60 109 57 Average 3 7311.00 44.76 74.00 -29.24 50.78 36.10 10.18 52.30 --- --- Peak	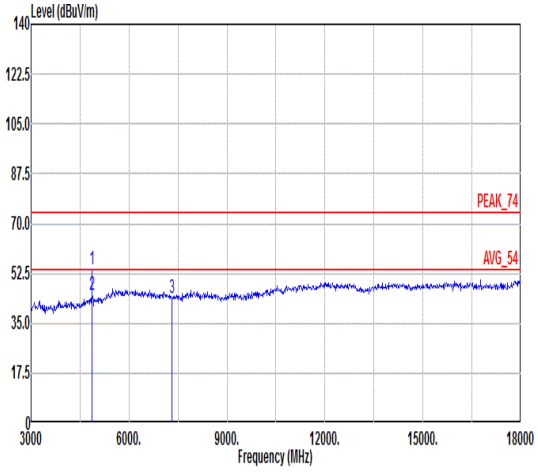 Freq Level Limit Line Margin Read Level Ant Factor Cable Loss Preamp Factor APos TPos Remark MHz dBuV/m dBuV/m dB dBuV dB/m dB dB cm deg 1 4874.00 53.84 74.00 -20.16 62.65 35.07 8.72 52.60 114 219 Peak 2 4874.00 44.79 54.00 -9.21 53.60 35.07 8.72 52.60 114 219 Average 3 7311.00 44.01 74.00 -29.99 50.03 36.10 10.18 52.30 --- --- Peak

Mode	8	
	Band Edge	
	2400-2483.5_802.11g_CH11_2462MHz	
ANT	CDD 0+1	
Pol.	Horizontal	Fundamental
Peak	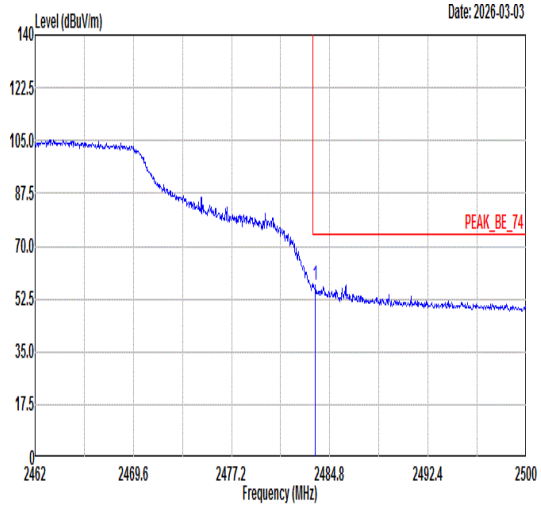 Freq Level Limit Line Margin (dB) Read Level Ant Factor Cable Loss Preamp Factor APos TPos Remark MHz dBuV/m dBuV/m dBuV dB/m dB dB cm deg 1 2483.70 56.92 74.00 -17.08 52.51 32.57 5.95 34.11 100 322 PEAK	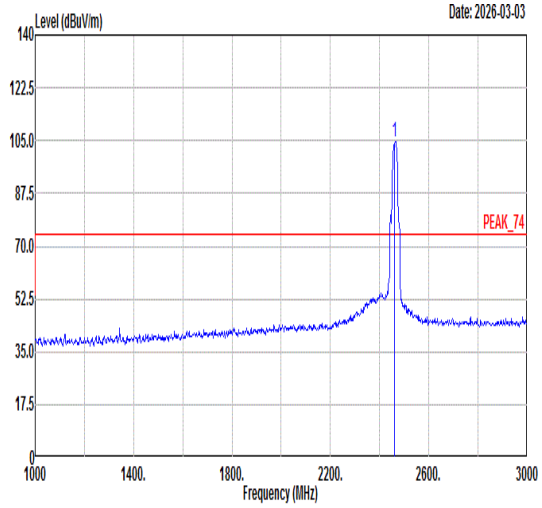 Freq Level Limit Line Margin (dB) Read Level Ant Factor Cable Loss Preamp Factor APos TPos Remark MHz dBuV/m dBuV/m dBuV dB/m dB dB cm deg 1 2462.00 104.82 ------ ------ 100.65 32.55 5.73 34.11 100 322 PEAK
Avg	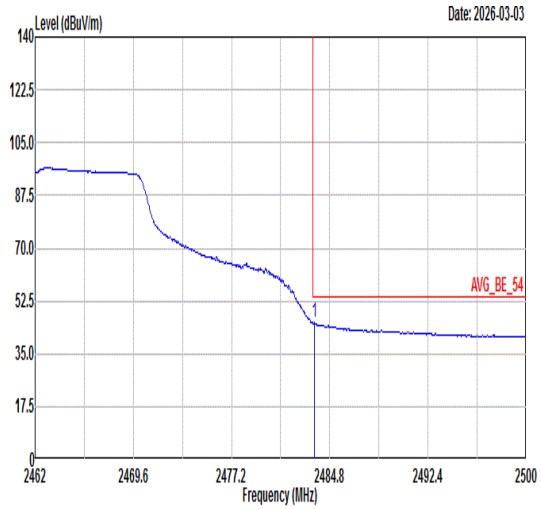 Freq Level Limit Line Margin (dB) Read Level Ant Factor Cable Loss Preamp Factor APos TPos Remark MHz dBuV/m dBuV/m dBuV dB/m dB dB cm deg 1 2483.62 45.19 54.00 -8.81 40.78 32.57 5.95 34.11 100 322 AVERAGE	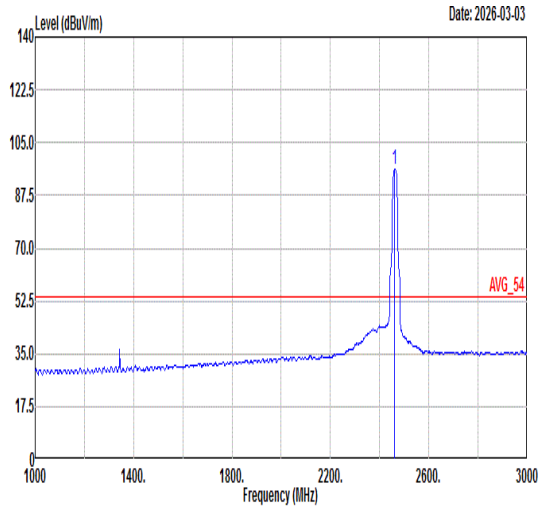 Freq Level Limit Line Margin (dB) Read Level Ant Factor Cable Loss Preamp Factor APos TPos Remark MHz dBuV/m dBuV/m dBuV dB/m dB dB cm deg 1 2462.00 96.29 ------ ------ 92.19 32.54 5.68 34.12 100 322 AVERAGE

Mode	8	
	Band Edge	
	2400-2483.5_802.11g_CH11_2462MHz	
ANT	CDD 0+1	
Pol.	Vertical	Fundamental
Peak	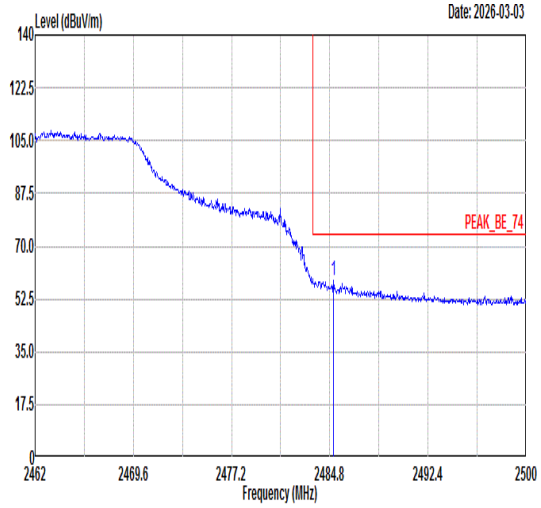 Freq Level Limit Line Margin (dB) Read Level Ant Factor Cable Loss Preamp Factor APos TPos Remark MHz dBuV/m dBuV/m dBuV dB/m dB dB cm deg 1 2485.10 58.44 74.00 -15.56 54.03 32.58 5.94 34.11 140 220 PEAK	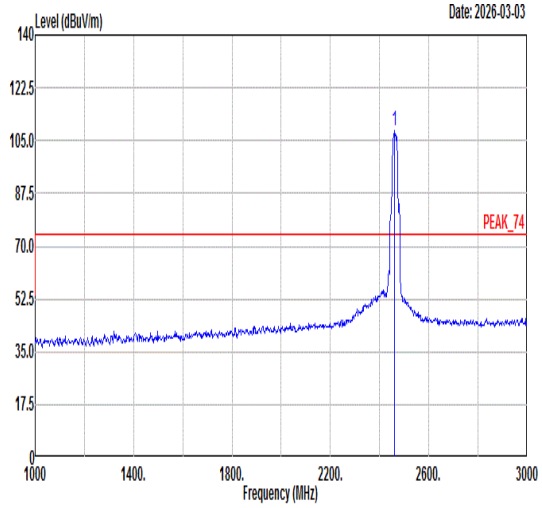 Freq Level Limit Line Margin (dB) Read Level Ant Factor Cable Loss Preamp Factor APos TPos Remark MHz dBuV/m dBuV/m dBuV dB/m dB dB cm deg 1 2462.00 108.55 ------ ------ 104.45 32.54 5.68 34.12 140 220 PEAK
Avg	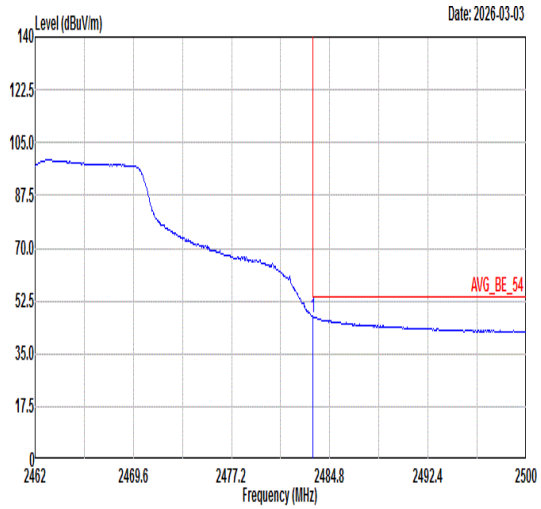 Freq Level Limit Line Margin (dB) Read Level Ant Factor Cable Loss Preamp Factor APos TPos Remark MHz dBuV/m dBuV/m dBuV dB/m dB dB cm deg 1 2483.51 47.28 54.00 -6.72 42.87 32.57 5.95 34.11 140 220 AVERAGE	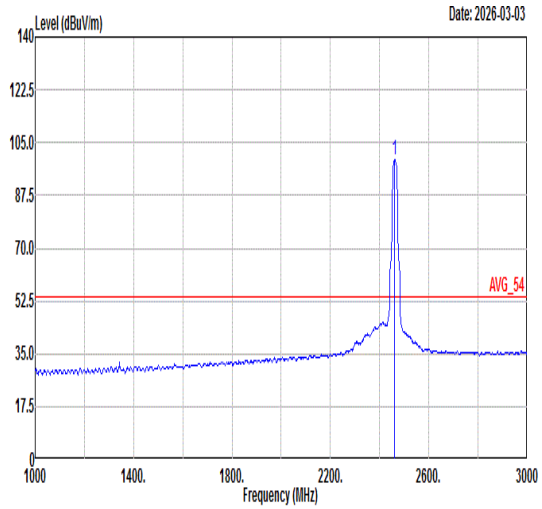 Freq Level Limit Line Margin (dB) Read Level Ant Factor Cable Loss Preamp Factor APos TPos Remark MHz dBuV/m dBuV/m dBuV dB/m dB dB cm deg 1 2462.00 99.12 ------ ------ 95.05 32.54 5.65 34.12 140 220 AVERAGE

Mode	8	
	Harmonic	
	2400-2483.5_802.11g_CH11_2462MHz	
ANT	CDD 0+1	
Pol.	Horizontal	Vertical
Peak Avg	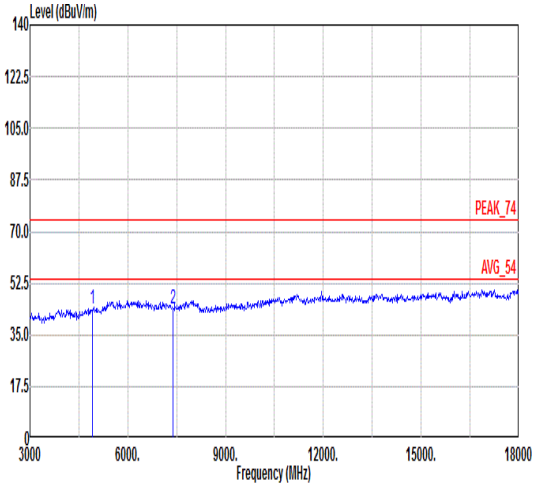 Freq Level Limit Line Margin Read Level Ant Factor Cable Loss Preamp Factor APos TPos Remark MHz dBuV/m dBuV/m dB dBuV dB/m dB dB cm deg 1 4924.00 43.67 74.00 -30.33 52.42 35.12 8.57 52.44 --- --- Peak 2 7386.00 43.88 74.00 -30.12 49.90 36.10 10.18 52.30 --- --- Peak	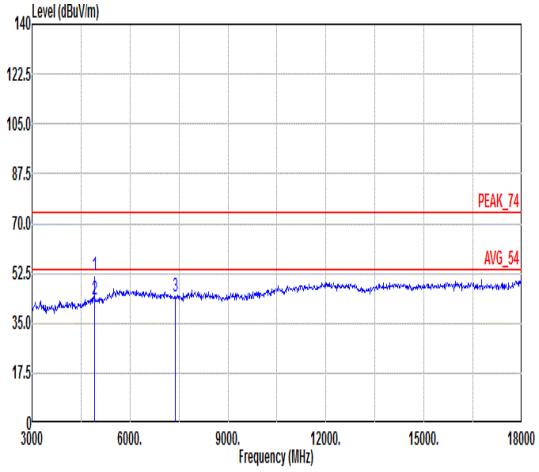 Freq Level Limit Line Margin Read Level Ant Factor Cable Loss Preamp Factor APos TPos Remark MHz dBuV/m dBuV/m dB dBuV dB/m dB dB cm deg 1 4924.00 51.70 74.00 -22.30 60.45 35.12 8.57 52.44 138 219 Peak 2 4924.00 43.55 54.00 -10.45 52.30 35.12 8.57 52.44 138 219 Average 3 7386.00 44.29 74.00 -29.71 50.31 36.10 10.18 52.30 --- --- Peak

Mode	9	
	Band Edge	
	2400-2483.5_802.11g_CH12_2467MHz	
ANT	CDD 0+1	
Pol.	Horizontal	Fundamental
Peak	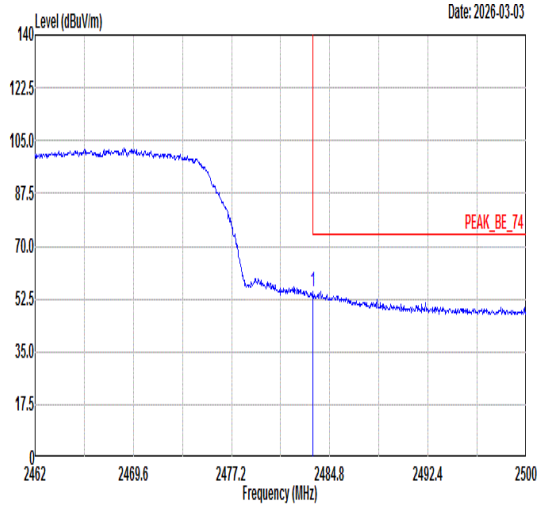 Freq Level Limit Line Margin (dB) Read Level Ant Factor Cable Loss Preamp Factor APos TPos Remark MHz dBuV/m dBuV/m dBuV dB/m dB dB cm deg 1 2483.51 55.10 74.00 -18.90 50.69 32.57 5.95 34.11 105 32 PEAK	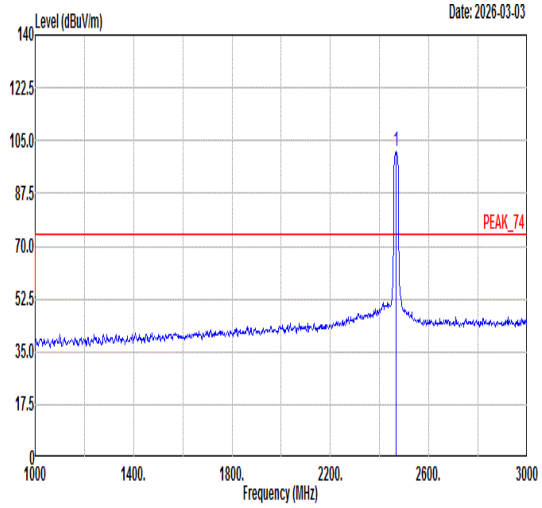 Freq Level Limit Line Margin (dB) Read Level Ant Factor Cable Loss Preamp Factor APos TPos Remark MHz dBuV/m dBuV/m dBuV dB/m dB dB cm deg 1 2467.00 101.28 ------ ------ 97.08 32.55 5.76 34.11 105 32 PEAK
Avg	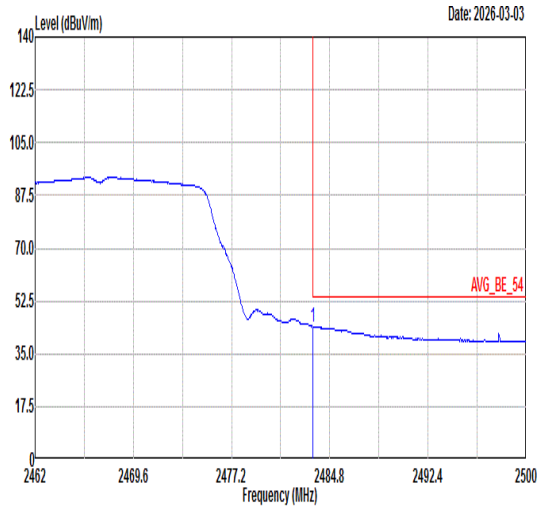 Freq Level Limit Line Margin (dB) Read Level Ant Factor Cable Loss Preamp Factor APos TPos Remark MHz dBuV/m dBuV/m dBuV dB/m dB dB cm deg 1 2483.51 43.99 54.00 -10.01 39.58 32.57 5.95 34.11 105 32 AVERAGE	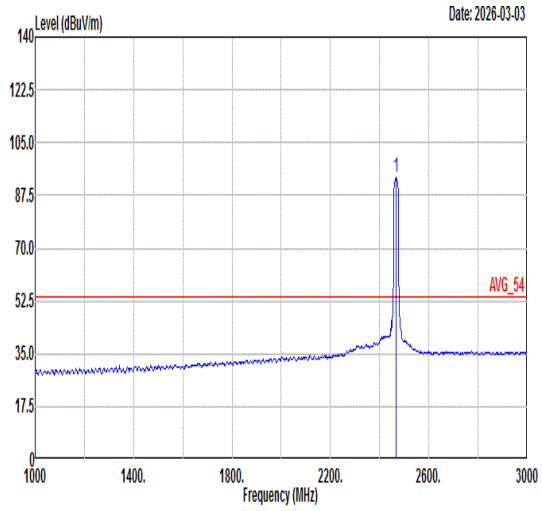 Freq Level Limit Line Margin (dB) Read Level Ant Factor Cable Loss Preamp Factor APos TPos Remark MHz dBuV/m dBuV/m dBuV dB/m dB dB cm deg 1 2467.00 93.33 ------ ------ 89.16 32.55 5.73 34.11 105 32 AVERAGE

Mode	9	
	Band Edge	
	2400-2483.5_802.11g_CH12_2467MHz	
ANT	CDD 0+1	
Pol.	Vertical	Fundamental
Peak	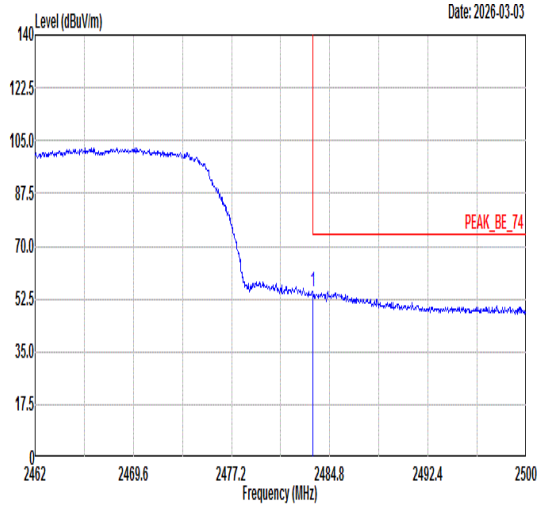 Freq Level Limit Line Margin (dB) Read Level Ant Factor Cable Loss Preamp Factor APos TPos Remark MHz dBuV/m dBuV/m dBuV dB/m dB dB cm deg 1 2483.51 54.92 74.00 -19.08 50.51 32.57 5.95 34.11 400 262 PEAK	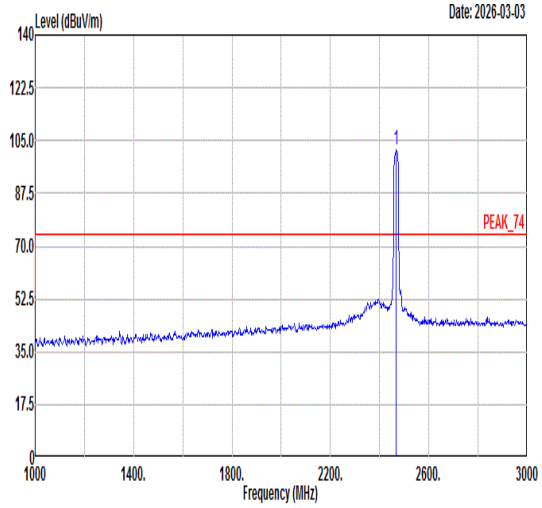 Freq Level Limit Line Margin (dB) Read Level Ant Factor Cable Loss Preamp Factor APos TPos Remark MHz dBuV/m dBuV/m dBuV dB/m dB dB cm deg 1 2467.00 101.96 ------ ------ 97.79 32.55 5.73 34.11 400 262 PEAK
Avg	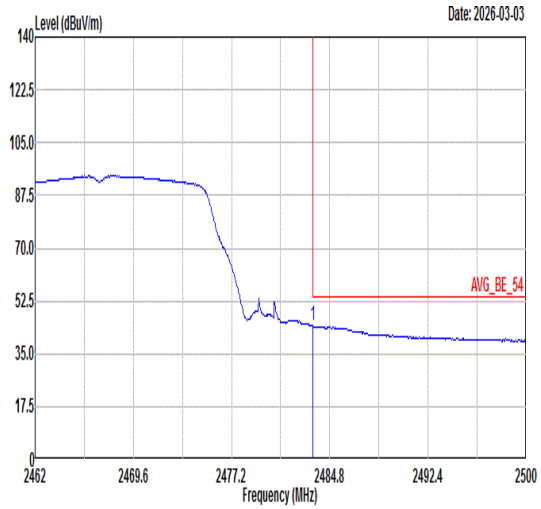 Freq Level Limit Line Margin (dB) Read Level Ant Factor Cable Loss Preamp Factor APos TPos Remark MHz dBuV/m dBuV/m dBuV dB/m dB dB cm deg 1 2483.51 44.42 54.00 -9.58 40.01 32.57 5.95 34.11 400 262 AVERAGE	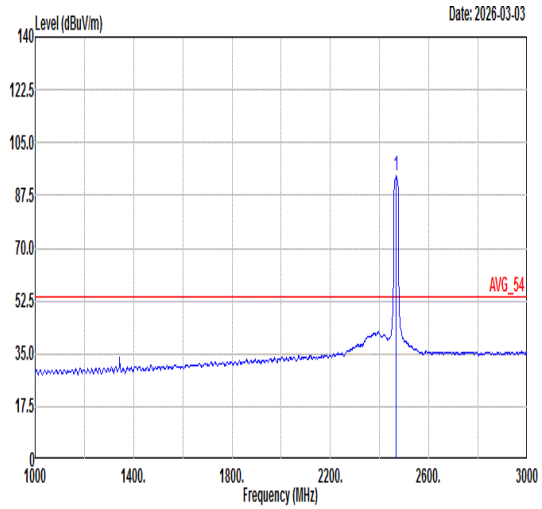 Freq Level Limit Line Margin (dB) Read Level Ant Factor Cable Loss Preamp Factor APos TPos Remark MHz dBuV/m dBuV/m dBuV dB/m dB dB cm deg 1 2467.00 93.80 ------ ------ 89.60 32.55 5.76 34.11 400 262 AVERAGE

Mode	9	
	Harmonic	
	2400-2483.5_802.11g_CH12_2467MHz	
ANT	CDD 0+1	
Pol.	Horizontal	Vertical
Peak Avg	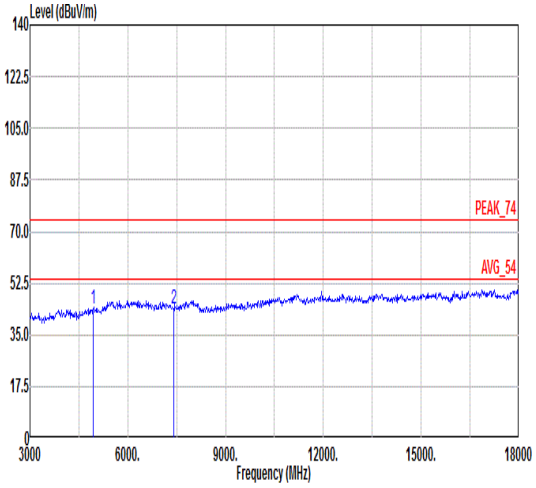 Freq Level Limit Line Margin Read Level Ant Factor Cable Loss Preamp Factor APos TPos Remark MHz dBuV/m dBuV/m dB dBuV dB/m dB dB cm deg 1 4934.00 43.67 74.00 -30.33 52.41 35.13 8.54 52.41 --- --- Peak 2 7401.00 43.87 74.00 -30.13 49.89 36.10 10.18 52.30 --- --- Peak	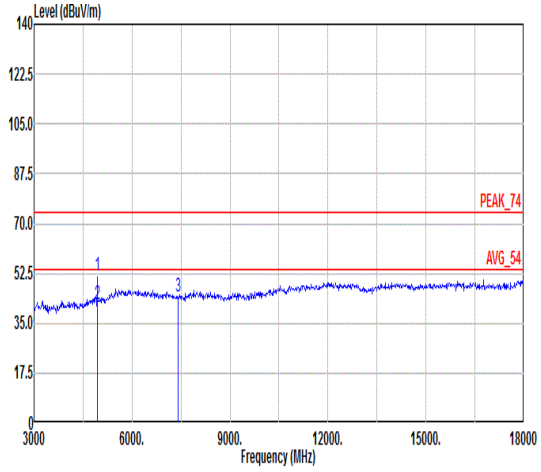 Freq Level Limit Line Margin Read Level Ant Factor Cable Loss Preamp Factor APos TPos Remark MHz dBuV/m dBuV/m dB dBuV dB/m dB dB cm deg 1 4934.00 51.96 74.00 -22.04 60.70 35.13 8.54 52.41 121 215 Peak 2 4934.00 41.90 54.00 -12.10 50.64 35.13 8.54 52.41 121 215 Average 3 7401.00 44.29 74.00 -29.71 50.31 36.10 10.18 52.30 --- --- Peak

Mode	10	
	Band Edge	
	2400-2483.5_802.11g_CH13_2472MHz	
ANT	CDD 0+1	
Pol.	Horizontal	Fundamental
Peak	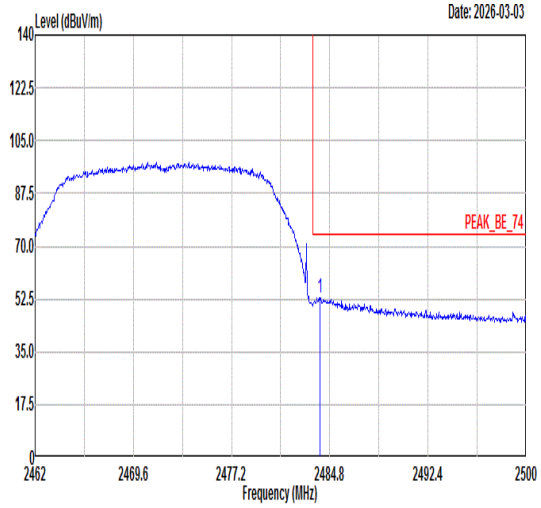 Freq Level Limit Line Margin (dB) Read Level Ant Factor Cable Loss Preamp Factor APos TPos Remark MHz dBuV/m dBuV/m dBuV dB/m dB dB cm deg 1 2484.04 52.92 74.00 -21.08 48.52 32.57 5.94 34.11 200 34 PEAK	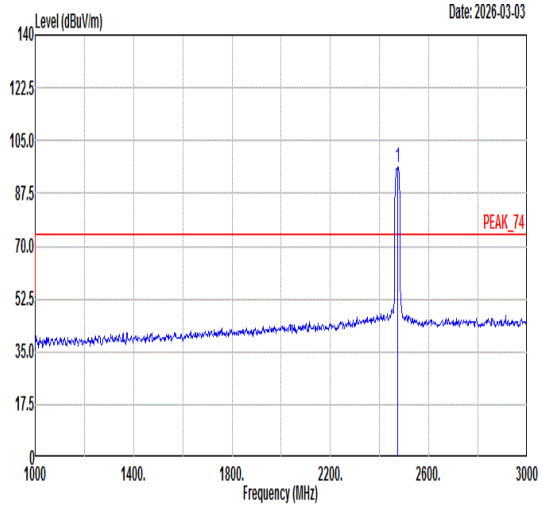 Freq Level Limit Line Margin (dB) Read Level Ant Factor Cable Loss Preamp Factor APos TPos Remark MHz dBuV/m dBuV/m dBuV dB/m dB dB cm deg 1 2472.00 96.39 ------ ------ 92.10 32.56 5.84 34.11 200 34 PEAK
Avg	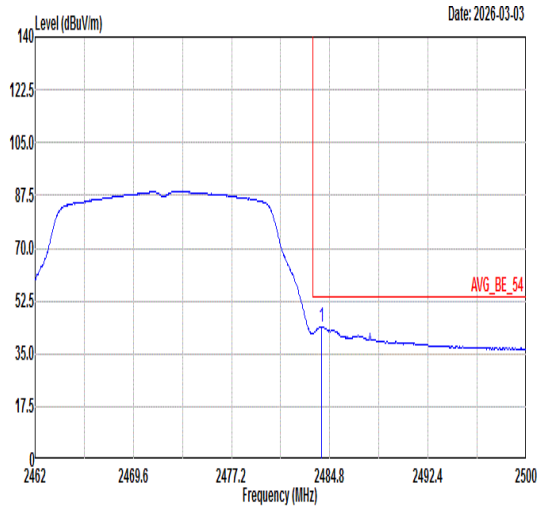 Freq Level Limit Line Margin (dB) Read Level Ant Factor Cable Loss Preamp Factor APos TPos Remark MHz dBuV/m dBuV/m dBuV dB/m dB dB cm deg 1 2484.19 43.94 54.00 -10.06 39.54 32.57 5.94 34.11 200 34 AVERAGE	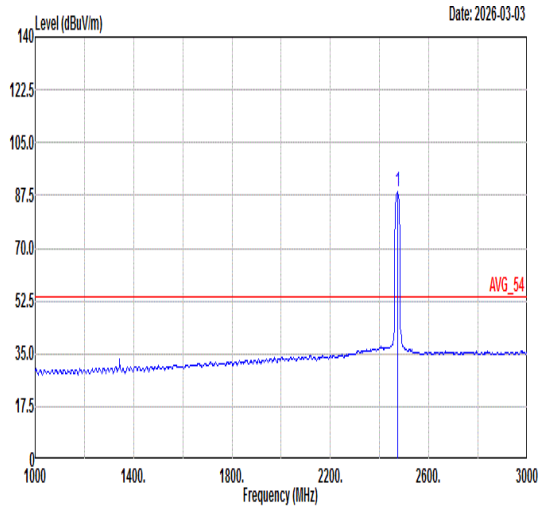 Freq Level Limit Line Margin (dB) Read Level Ant Factor Cable Loss Preamp Factor APos TPos Remark MHz dBuV/m dBuV/m dBuV dB/m dB dB cm deg 1 2472.00 88.64 ------ ------ 84.35 32.56 5.84 34.11 200 34 AVERAGE

Mode	10	
	Band Edge	
	2400-2483.5_802.11g_CH13_2472MHz	
ANT	CDD 0+1	
Pol.	Vertical	Fundamental
Peak	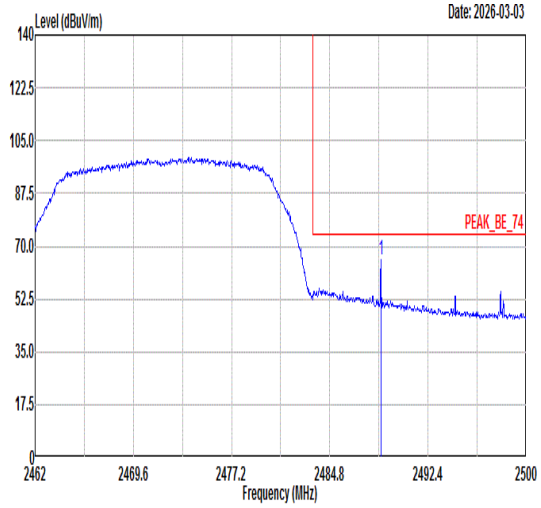 Freq Level Limit Line Margin (dB) Read Level Ant Factor Cable Loss Preamp Factor APos TPos Remark MHz dBuV/m dBuV/m dBuV dB/m dB dB cm deg 1 2488.75 65.62 74.00 -8.38 61.21 32.58 5.93 34.10 100 222 PEAK	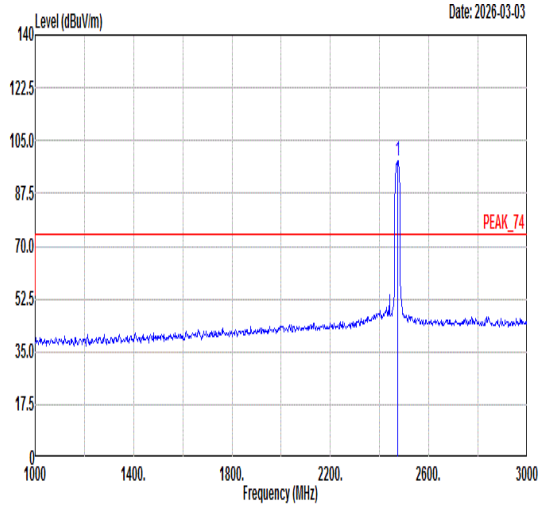 Freq Level Limit Line Margin (dB) Read Level Ant Factor Cable Loss Preamp Factor APos TPos Remark MHz dBuV/m dBuV/m dBuV dB/m dB dB cm deg 1 2472.00 98.24 ------ ------ 93.95 32.56 5.84 34.11 100 222 PEAK
Avg	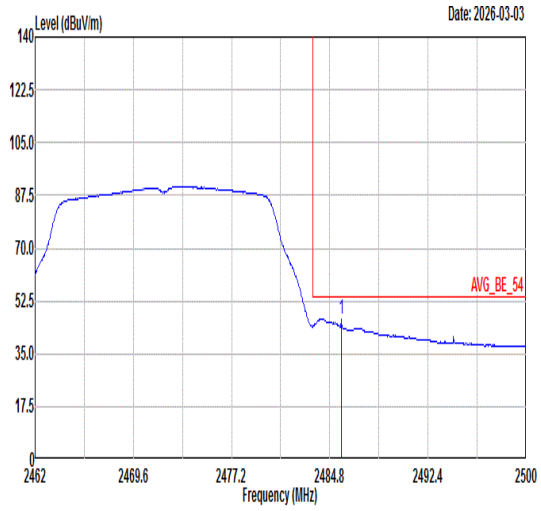 Freq Level Limit Line Margin (dB) Read Level Ant Factor Cable Loss Preamp Factor APos TPos Remark MHz dBuV/m dBuV/m dBuV dB/m dB dB cm deg 1 2485.67 46.67 54.00 -7.33 42.26 32.58 5.94 34.11 100 222 AVERAGE	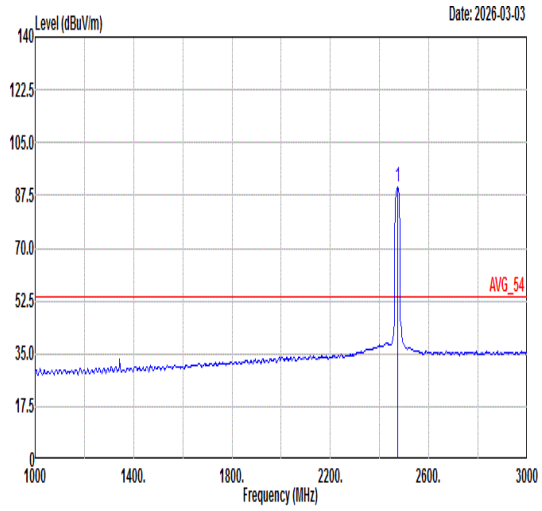 Freq Level Limit Line Margin (dB) Read Level Ant Factor Cable Loss Preamp Factor APos TPos Remark MHz dBuV/m dBuV/m dBuV dB/m dB dB cm deg 1 2472.00 90.25 ------ ------ 85.99 32.56 5.81 34.11 100 222 AVERAGE

Mode	10	
	Harmonic	
	2400-2483.5_802.11g_CH13_2472MHz	
ANT	CDD 0+1	
Pol.	Horizontal	Vertical
Peak Avg	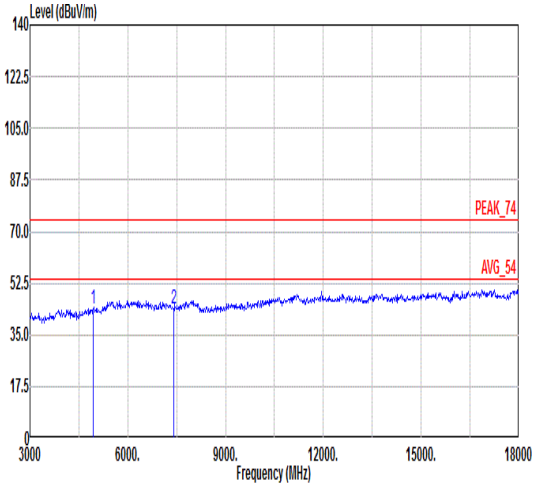 Freq Level Limit Line Margin Read Level Ant Factor Cable Loss Preamp Factor APos TPos Remark MHz dBuV/m dBuV/m dB dBuV dB/m dB dB cm deg 1 4944.00 43.99 74.00 -30.01 52.72 35.14 8.51 52.38 --- --- Peak 2 7416.00 43.75 74.00 -30.25 49.78 36.10 10.17 52.30 --- --- Peak	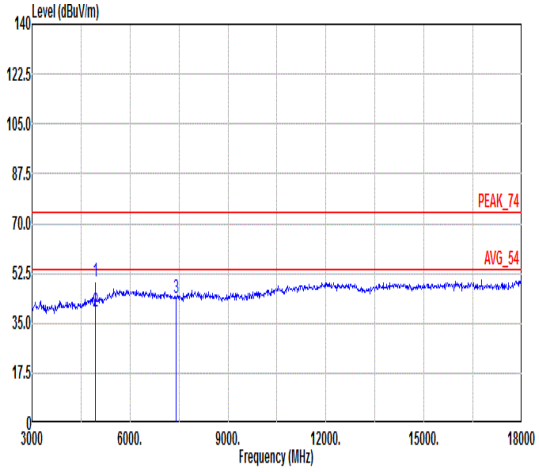 Freq Level Limit Line Margin Read Level Ant Factor Cable Loss Preamp Factor APos TPos Remark MHz dBuV/m dBuV/m dB dBuV dB/m dB dB cm deg 1 4944.00 49.48 74.00 -24.52 58.21 35.14 8.51 52.38 126 211 Peak 2 4944.00 39.08 54.00 -14.92 47.81 35.14 8.51 52.38 126 211 Average 3 7416.00 43.87 74.00 -30.13 49.90 36.10 10.17 52.30 --- --- Peak

Mode	11	
	Band Edge	
	2400-2483.5_802.11ax HE20_CH01_Full RU _2412MHz	
ANT	CDD 0+1	
Pol.	Horizontal	Fundamental
Peak	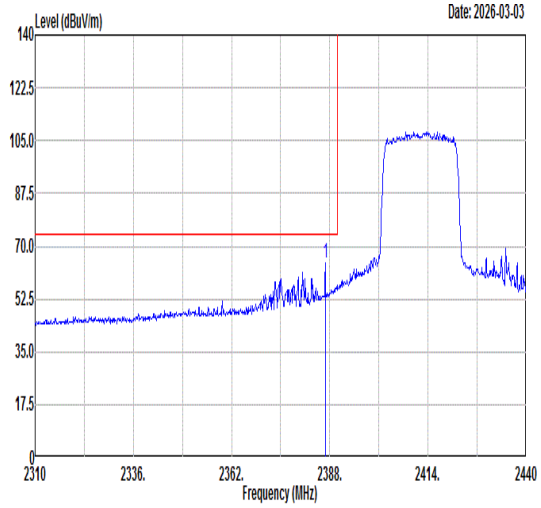 Freq Level Limit Line Margin (dB) Read Level Ant Factor Cable Loss Preamp Factor APos TPos Remark MHz dBuV/m dBuV/m dBuV dB/m dB dB cm deg 1 2386.83 64.55 74.00 -9.45 60.92 32.42 5.36 34.15 100 328 PEAK	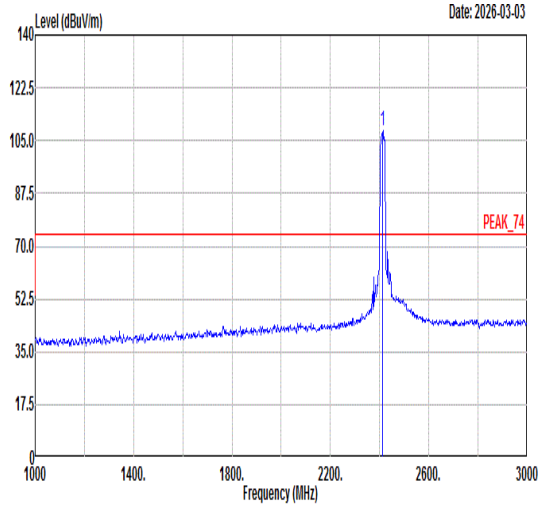 Freq Level Limit Line Margin (dB) Read Level Ant Factor Cable Loss Preamp Factor APos TPos Remark MHz dBuV/m dBuV/m dBuV dB/m dB dB cm deg 1 2412.00 108.09 ------ ------ 104.38 32.46 5.38 34.13 100 328 PEAK
Avg	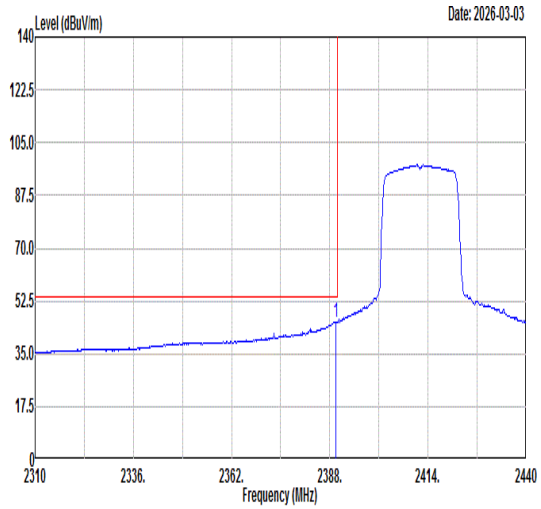 Freq Level Limit Line Margin (dB) Read Level Ant Factor Cable Loss Preamp Factor APos TPos Remark MHz dBuV/m dBuV/m dBuV dB/m dB dB cm deg 1 2389.56 45.48 54.00 -8.52 41.84 32.42 5.36 34.14 100 328 AVERAGE	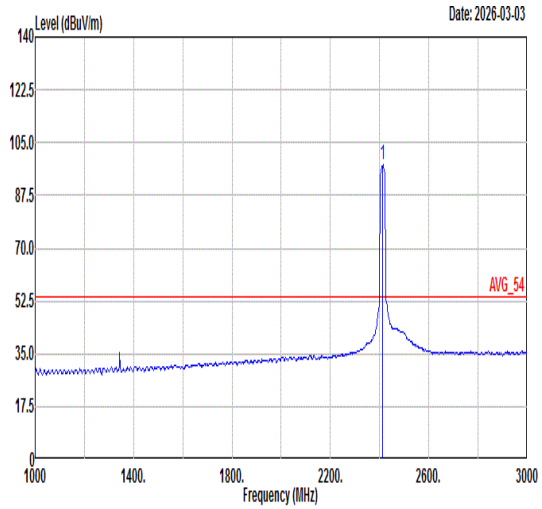 Freq Level Limit Line Margin (dB) Read Level Ant Factor Cable Loss Preamp Factor APos TPos Remark MHz dBuV/m dBuV/m dBuV dB/m dB dB cm deg 1 2412.00 97.49 ------ ------ 93.78 32.46 5.38 34.13 100 328 AVERAGE

Mode	11	
	Band Edge	
	2400-2483.5_802.11ax HE20_CH01_Full RU _2412MHz	
ANT	CDD 0+1	
Pol.	Vertical	Fundamental
Peak	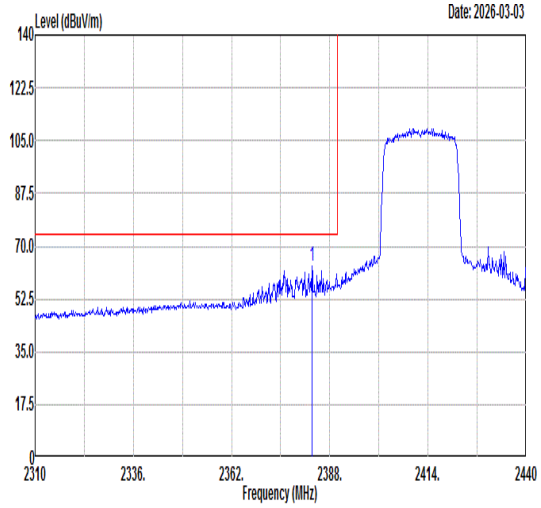 Freq Level Limit Line Margin (dB) Read Level Ant Factor Cable Loss Preamp Factor APos TPos Remark MHz dBuV/m dBuV/m dBuV dB/m dB dB cm deg 1 2383.32 63.25 74.00 -10.75 59.64 32.41 5.35 34.15 100 215 PEAK	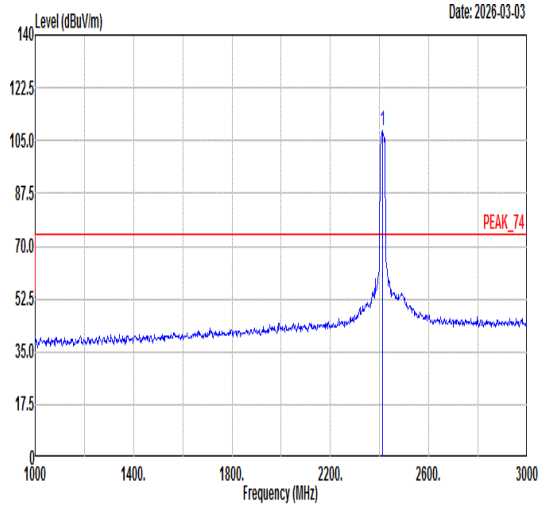 Freq Level Limit Line Margin (dB) Read Level Ant Factor Cable Loss Preamp Factor APos TPos Remark MHz dBuV/m dBuV/m dBuV dB/m dB dB cm deg 1 2412.00 108.33 ------ ------ 104.63 32.46 5.38 34.14 100 215 PEAK
Avg	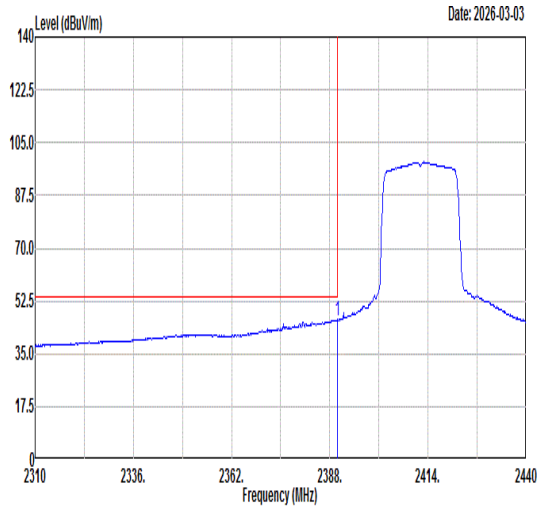 Freq Level Limit Line Margin (dB) Read Level Ant Factor Cable Loss Preamp Factor APos TPos Remark MHz dBuV/m dBuV/m dBuV dB/m dB dB cm deg 1 2389.95 46.15 54.00 -7.85 42.51 32.42 5.36 34.14 100 215 AVERAGE	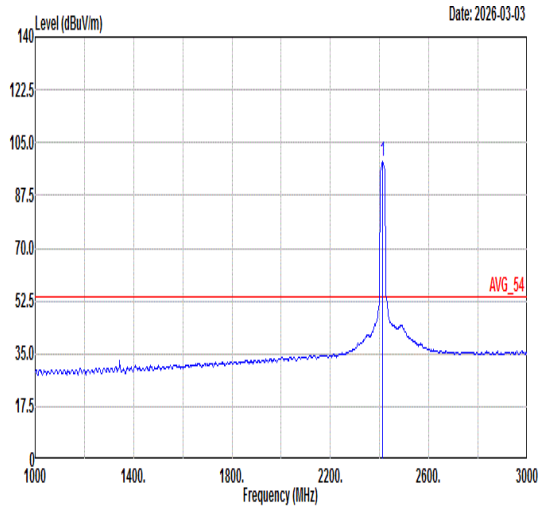 Freq Level Limit Line Margin (dB) Read Level Ant Factor Cable Loss Preamp Factor APos TPos Remark MHz dBuV/m dBuV/m dBuV dB/m dB dB cm deg 1 2412.00 98.53 ------ ------ 94.83 32.46 5.38 34.14 100 215 AVERAGE

Mode	11	
	Harmonic	
	2400-2483.5_802.11ax HE20_CH01_Full RU _2412MHz	
ANT	CDD 0+1	
Pol.	Horizontal	Vertical
Peak Avg	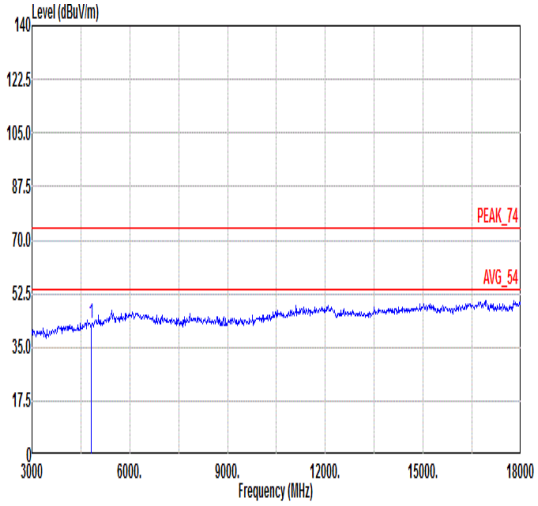 Freq Level Limit Line Margin Read Level Ant Factor Cable Loss Preamp Factor APos TPos Remark MHz dBuV/m dBuV/m dB dBuV dB/m dB dB cm deg 1 4824.00 42.87 74.00 -31.13 51.73 35.02 8.88 52.76 --- --- Peak	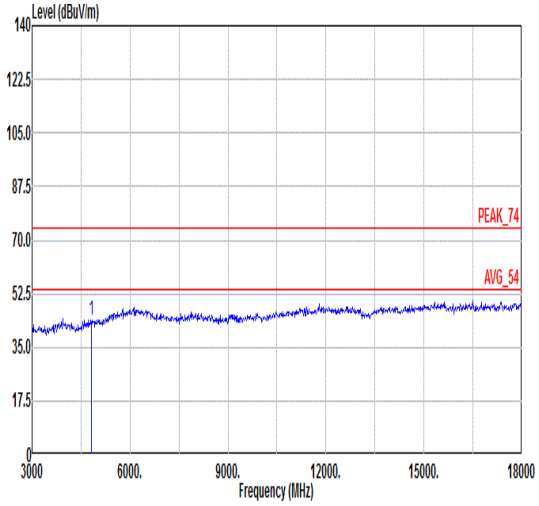 Freq Level Limit Line Margin Read Level Ant Factor Cable Loss Preamp Factor APos TPos Remark MHz dBuV/m dBuV/m dB dBuV dB/m dB dB cm deg 1 4824.00 43.60 74.00 -30.40 52.46 35.02 8.88 52.76 --- --- Peak

Mode	12	
	Band Edge - L	
	2400-2483.5_802.11ax HE20_CH06_Full RU _2437MHz	
ANT	CDD 0+1	
Pol.	Horizontal	Fundamental
Peak	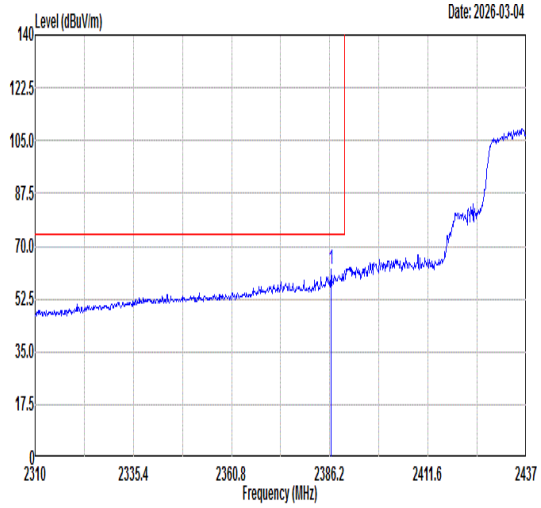 Freq Level Limit Line Margin (dB) Read Level Ant Factor Cable Loss Preamp Factor APos TPos Remark MHz dBuV/m dBuV/m dBuV dB/m dB dB cm deg 1 2386.58 62.40 74.00 -11.60 58.77 32.42 5.36 34.15 232 206 PEAK	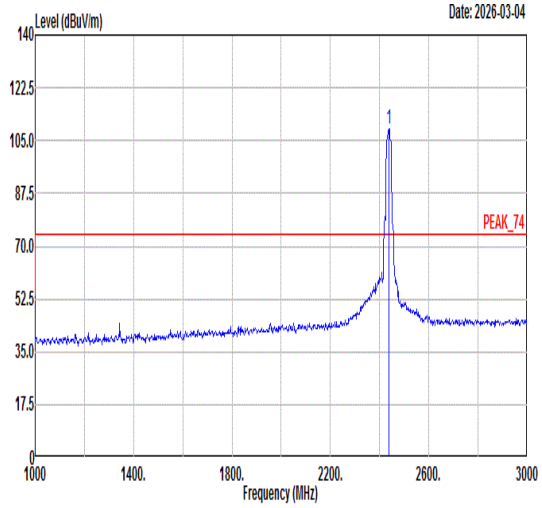 Freq Level Limit Line Margin (dB) Read Level Ant Factor Cable Loss Preamp Factor APos TPos Remark MHz dBuV/m dBuV/m dBuV dB/m dB dB cm deg 1 2437.00 108.90 ------ ------ 105.11 32.50 5.41 34.12 232 206 PEAK
Avg	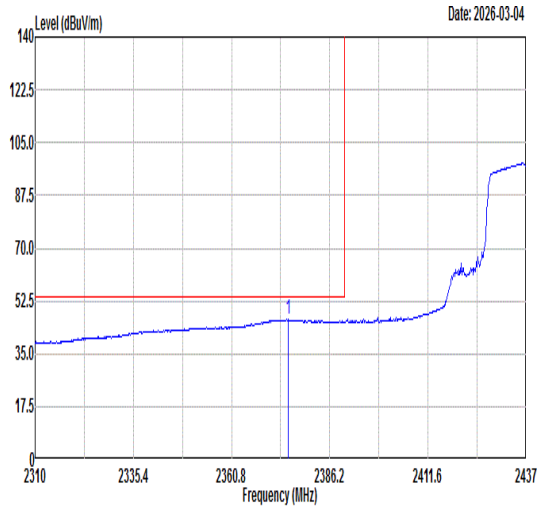 Freq Level Limit Line Margin (dB) Read Level Ant Factor Cable Loss Preamp Factor APos TPos Remark MHz dBuV/m dBuV/m dBuV dB/m dB dB cm deg 1 2375.41 46.30 54.00 -7.70 42.70 32.40 5.35 34.15 232 206 AVERAGE	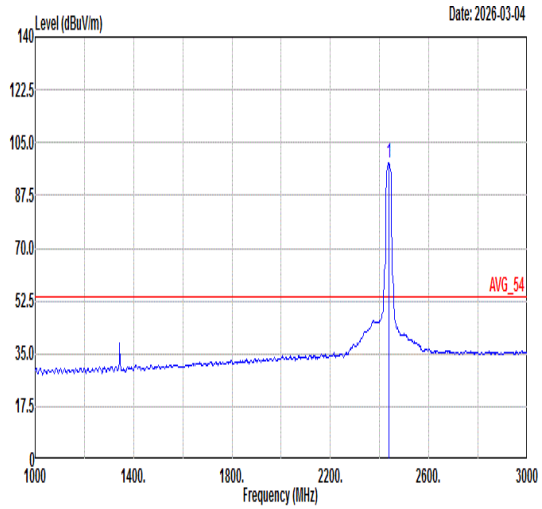 Freq Level Limit Line Margin (dB) Read Level Ant Factor Cable Loss Preamp Factor APos TPos Remark MHz dBuV/m dBuV/m dBuV dB/m dB dB cm deg 1 2437.00 98.07 ------ ------ 94.28 32.50 5.41 34.12 232 206 AVERAGE

Mode	12	
	Band Edge - R	
	2400-2483.5_802.11ax HE20_CH06_Full RU _2437MHz	
ANT	CDD 0+1	
Pol.	Horizontal	Fundamental
Peak	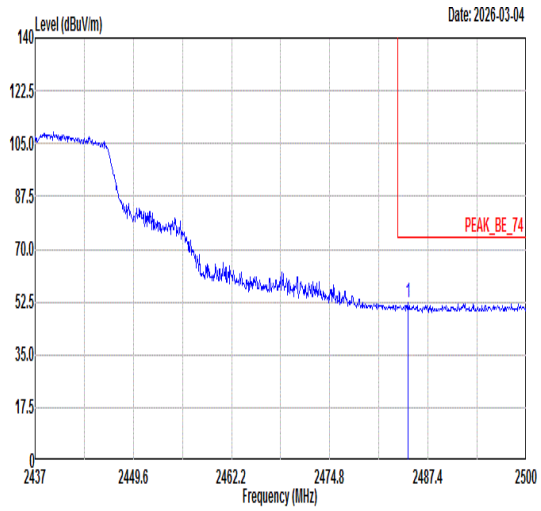 Freq Level Limit Line Margin (dB) Read Level Ant Factor Cable Loss Preamp Factor APos TPos Remark MHz dBuV/m dBuV/m dBuV dB/m dB dB cm deg 1 2484.82 52.17 74.00 -21.83 47.76 32.58 5.94 34.11 232 206 PEAK	Blank
Avg	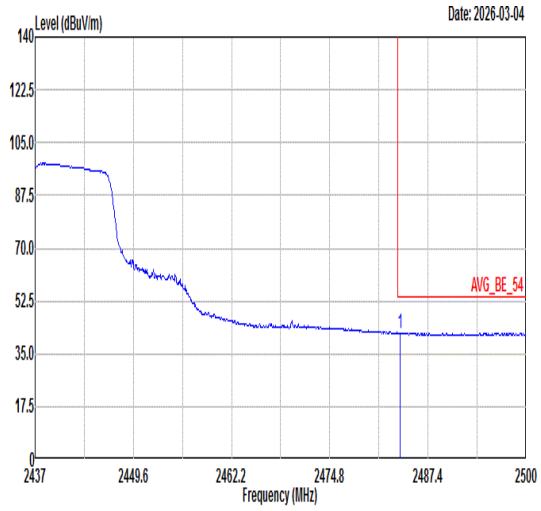 Freq Level Limit Line Margin (dB) Read Level Ant Factor Cable Loss Preamp Factor APos TPos Remark MHz dBuV/m dBuV/m dBuV dB/m dB dB cm deg 1 2483.81 41.97 54.00 -12.03 37.56 32.57 5.95 34.11 232 206 AVERAGE	Blank

Mode	12	
	Band Edge - L	
	2400-2483.5_802.11ax HE20_CH06_Full RU _2437MHz	
ANT	CDD 0+1	
Pol.	Vertical	Fundamental
Peak	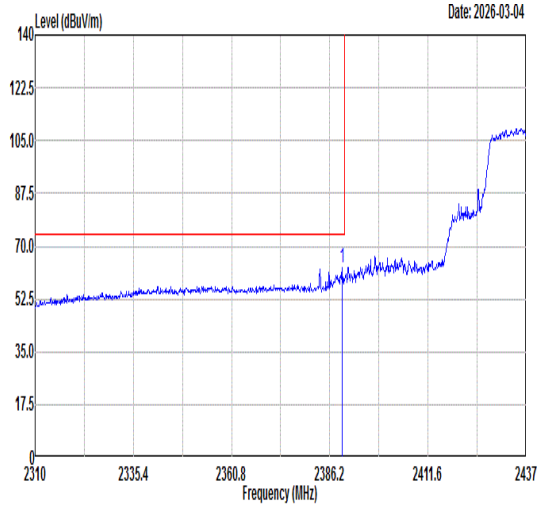 Freq Level Limit Line Margin (dB) Read Level Ant Factor Cable Loss Preamp Factor APos TPos Remark MHz dBuV/m dBuV/m dBuV dB/m dB dB cm deg 1 2389.38 63.07 74.00 -10.93 59.43 32.42 5.36 34.14 300 321 PEAK	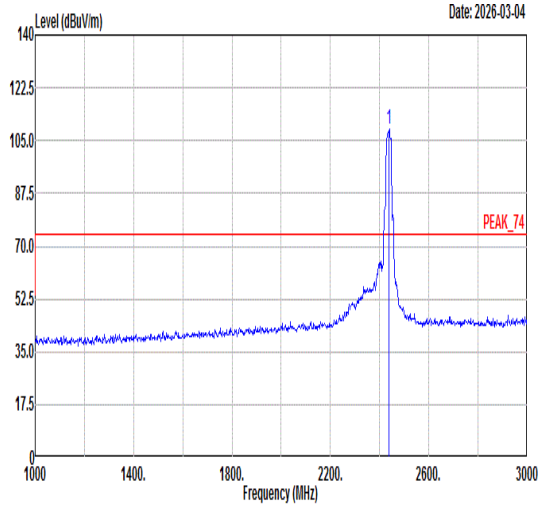 Freq Level Limit Line Margin (dB) Read Level Ant Factor Cable Loss Preamp Factor APos TPos Remark MHz dBuV/m dBuV/m dBuV dB/m dB dB cm deg 1 2437.00 108.77 ------ ------ 104.98 32.50 5.41 34.12 300 321 PEAK
Avg	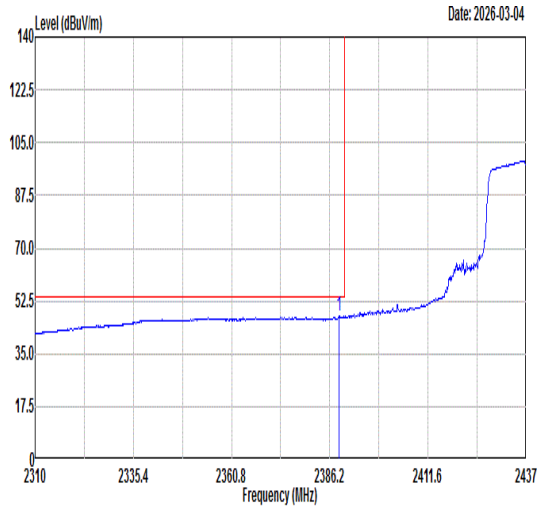 Freq Level Limit Line Margin (dB) Read Level Ant Factor Cable Loss Preamp Factor APos TPos Remark MHz dBuV/m dBuV/m dBuV dB/m dB dB cm deg 1 2388.61 47.61 54.00 -6.39 43.97 32.42 5.36 34.14 300 321 AVERAGE	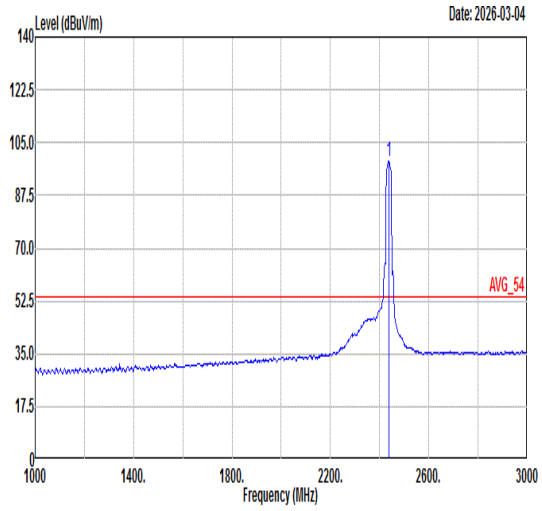 Freq Level Limit Line Margin (dB) Read Level Ant Factor Cable Loss Preamp Factor APos TPos Remark MHz dBuV/m dBuV/m dBuV dB/m dB dB cm deg 1 2437.00 98.79 ------ ------ 95.01 32.50 5.41 34.13 300 321 AVERAGE

Mode	12	
	Band Edge - R	
	2400-2483.5_802.11ax HE20_CH06_Full RU _2437MHz	
ANT	CDD 0+1	
Pol.	Vertical	Fundamental
Peak	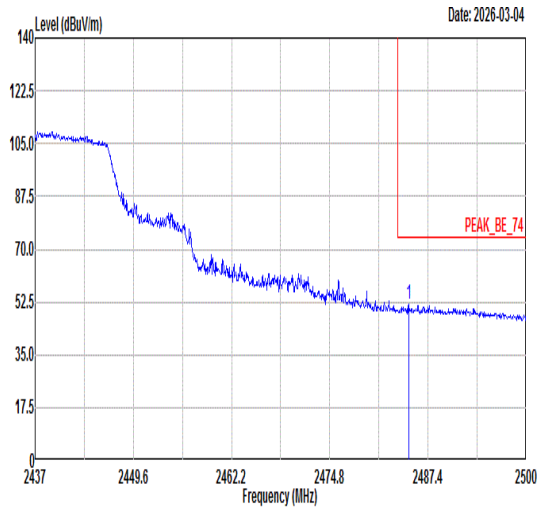 Freq Level Limit Line Margin (dB) Read Level Ant Factor Cable Loss Preamp Factor APos TPos Remark MHz dBuV/m dBuV/m dBuV dB/m dB dB cm deg 1 2484.94 51.83 74.00 -22.17 47.42 32.58 5.94 34.11 300 321 PEAK	Blank
Avg	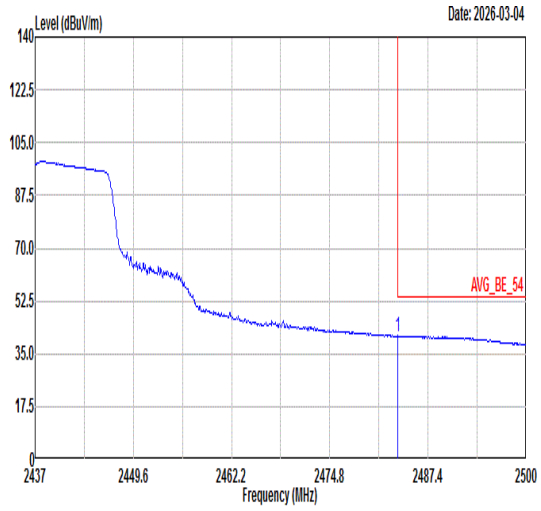 Freq Level Limit Line Margin (dB) Read Level Ant Factor Cable Loss Preamp Factor APos TPos Remark MHz dBuV/m dBuV/m dBuV dB/m dB dB cm deg 1 2483.56 40.89 54.00 -13.11 36.48 32.57 5.95 34.11 300 321 AVERAGE	Blank

Mode	12	
	Harmonic	
	2400-2483.5_802.11ax HE20_CH06_Full RU _2437MHz	
ANT	CDD 0+1	
Pol.	Horizontal	Vertical
Peak Avg	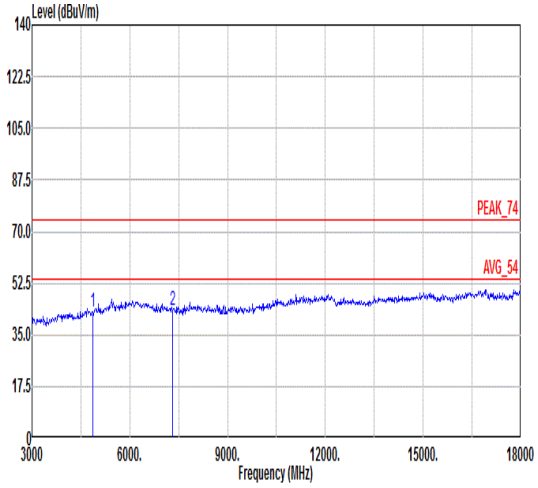 Freq Level Limit Line Margin Read Level Ant Factor Cable Loss Preamp Factor APos TPos Remark MHz dBuV/m dBuV/m dB dBuV dB/m dB dB cm deg 1 4874.00 42.73 74.00 -31.27 51.54 35.07 8.72 52.60 --- --- Peak 2 7311.00 43.54 74.00 -30.46 49.56 36.10 10.18 52.30 --- --- Peak	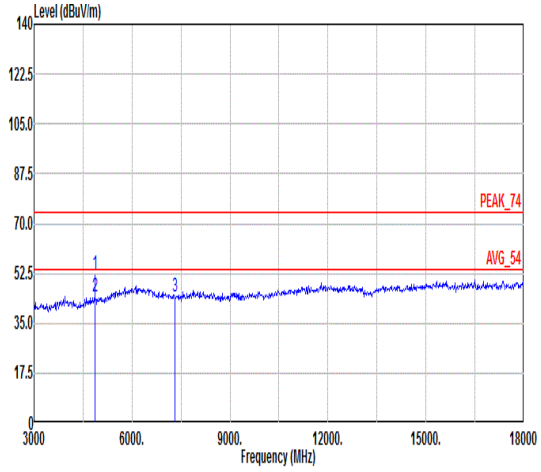 Freq Level Limit Line Margin Read Level Ant Factor Cable Loss Preamp Factor APos TPos Remark MHz dBuV/m dBuV/m dB dBuV dB/m dB dB cm deg 1 4874.00 52.39 74.00 -21.61 61.20 35.07 8.72 52.60 112 216 Peak 2 4874.00 44.19 54.00 -9.81 53.00 35.07 8.72 52.60 112 216 Average 3 7311.00 44.61 74.00 -29.39 50.63 36.10 10.18 52.30 --- --- Peak

Mode	13	
	Band Edge	
	2400-2483.5_802.11ax HE20_CH11_Full RU _2462MHz	
ANT	CDD 0+1	
Pol.	Horizontal	Fundamental
Peak	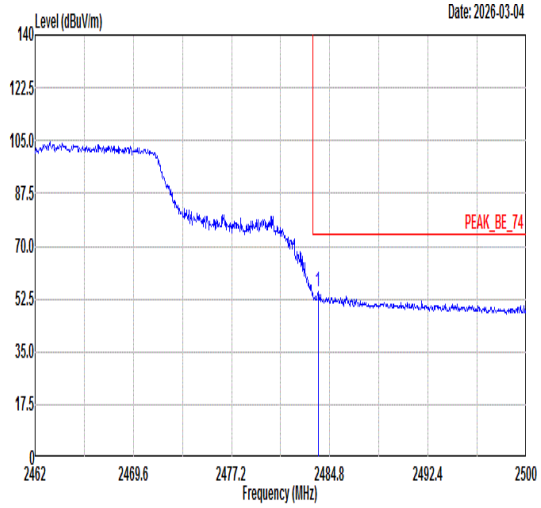 Freq Level Limit Line Margin (dB) Read Level Ant Factor Cable Loss Preamp Factor APos TPos Remark MHz dBuV/m dBuV/m dBuV dB/m dB dB cm deg 1 2483.89 54.75 74.00 -19.25 50.35 32.57 5.94 34.11 100 37 PEAK	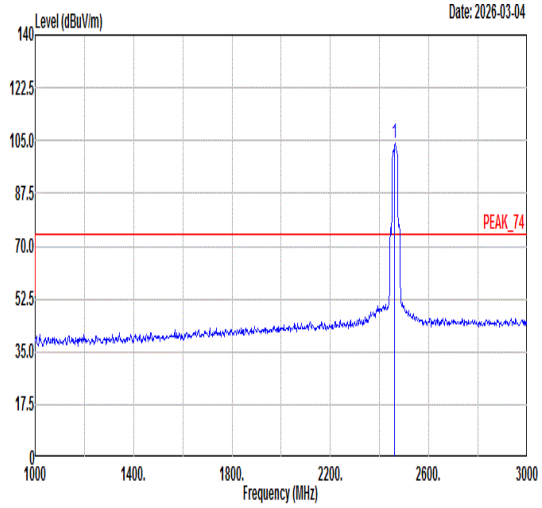 Freq Level Limit Line Margin (dB) Read Level Ant Factor Cable Loss Preamp Factor APos TPos Remark MHz dBuV/m dBuV/m dBuV dB/m dB dB cm deg 1 2462.00 103.93 ------ ------ 99.80 32.54 5.70 34.11 100 37 PEAK
Avg	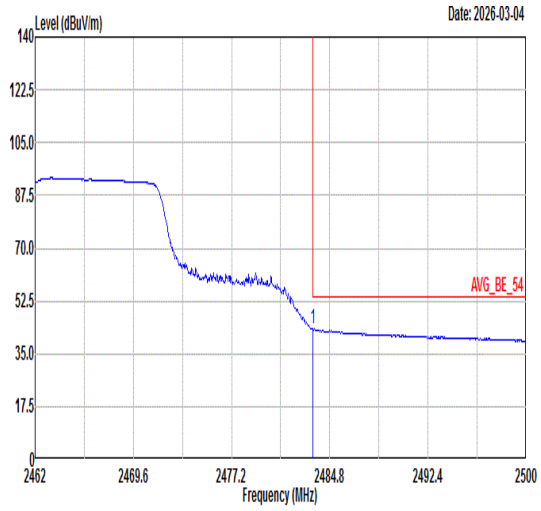 Freq Level Limit Line Margin (dB) Read Level Ant Factor Cable Loss Preamp Factor APos TPos Remark MHz dBuV/m dBuV/m dBuV dB/m dB dB cm deg 1 2483.51 43.28 54.00 -10.72 38.87 32.57 5.95 34.11 100 37 AVERAGE	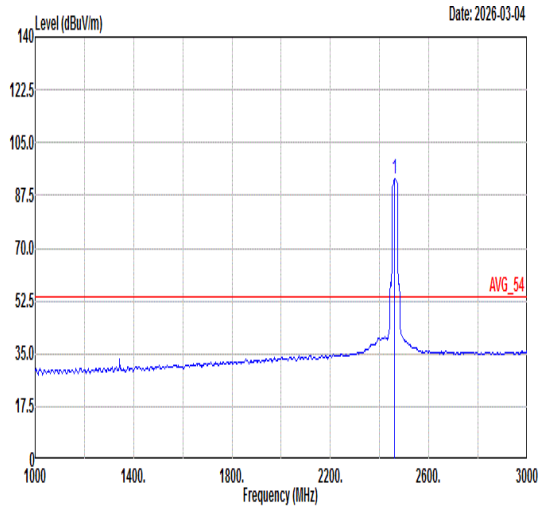 Freq Level Limit Line Margin (dB) Read Level Ant Factor Cable Loss Preamp Factor APos TPos Remark MHz dBuV/m dBuV/m dBuV dB/m dB dB cm deg 1 2462.00 93.07 ------ ------ 88.94 32.54 5.70 34.11 100 37 AVERAGE

Mode	13	
	Band Edge	
	2400-2483.5_802.11ax HE20_CH11_Full RU _2462MHz	
ANT	CDD 0+1	
Pol.	Vertical	Fundamental
Peak	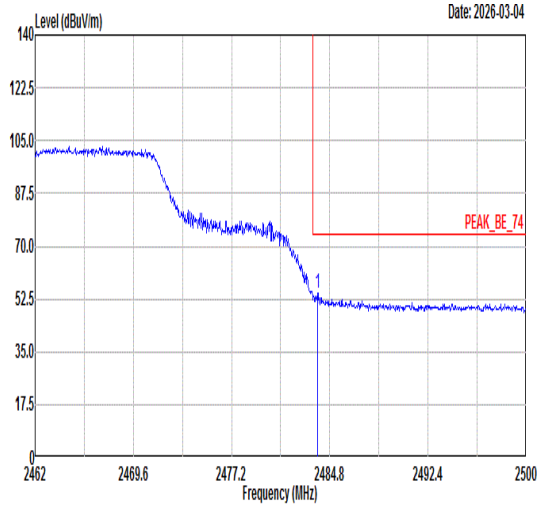 Freq Level Limit Line Margin (dB) Read Level Ant Factor Cable Loss Preamp Factor APos TPos Remark MHz dBuV/m dBuV/m dBuV dB/m dB dB cm deg 1 2483.85 54.51 74.00 -19.49 50.11 32.57 5.94 34.11 200 325 PEAK	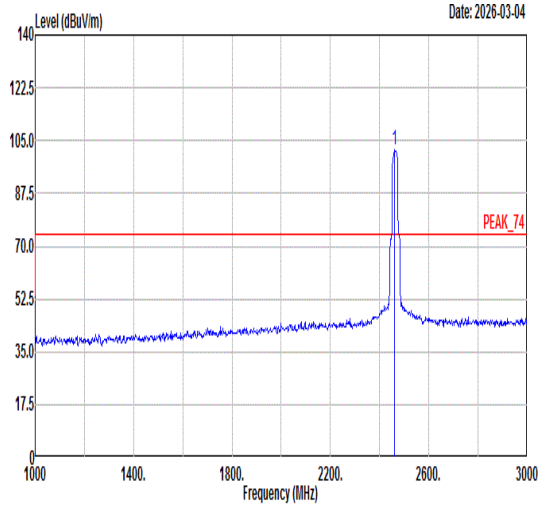 Freq Level Limit Line Margin (dB) Read Level Ant Factor Cable Loss Preamp Factor APos TPos Remark MHz dBuV/m dBuV/m dBuV dB/m dB dB cm deg 1 2462.00 102.19 ------ ------ 98.09 32.54 5.68 34.12 200 325 PEAK
Avg	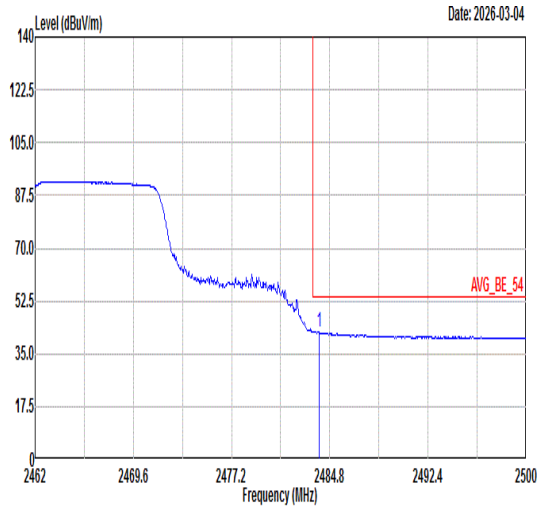 Freq Level Limit Line Margin (dB) Read Level Ant Factor Cable Loss Preamp Factor APos TPos Remark MHz dBuV/m dBuV/m dBuV dB/m dB dB cm deg 1 2484.00 42.29 54.00 -11.71 37.89 32.57 5.94 34.11 200 325 AVERAGE	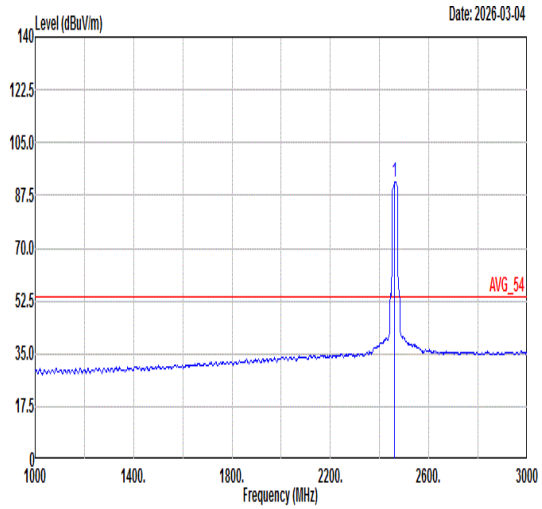 Freq Level Limit Line Margin (dB) Read Level Ant Factor Cable Loss Preamp Factor APos TPos Remark MHz dBuV/m dBuV/m dBuV dB/m dB dB cm deg 1 2462.00 91.86 ------ ------ 87.73 32.54 5.70 34.11 200 325 AVERAGE

Mode	13	
	Harmonic	
	2400-2483.5_802.11ax HE20_CH11_Full RU _2462MHz	
ANT	CDD 0+1	
Pol.	Horizontal	Vertical
Peak Avg	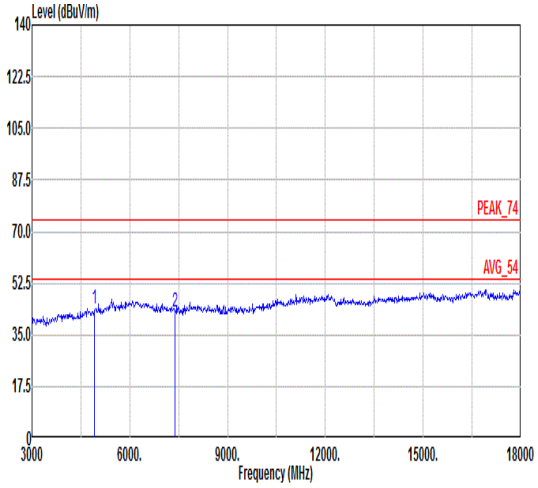 Freq Level Limit Line Margin Read Level Ant Factor Cable Loss Preamp Factor APos TPos Remark MHz dBuV/m dBuV/m dB dBuV dB/m dB dB cm deg 1 4924.00 43.72 74.00 -30.28 52.47 35.12 8.57 52.44 --- --- Peak 2 7386.00 42.90 74.00 -31.10 48.92 36.10 10.18 52.30 --- --- Peak	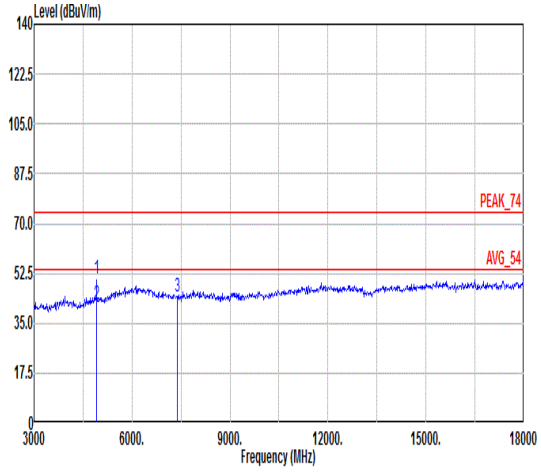 Freq Level Limit Line Margin Read Level Ant Factor Cable Loss Preamp Factor APos TPos Remark MHz dBuV/m dBuV/m dB dBuV dB/m dB dB cm deg 1 4924.00 50.77 74.00 -23.23 59.52 35.12 8.57 52.44 134 216 Peak 2 4924.00 41.77 54.00 -12.23 50.52 35.12 8.57 52.44 134 216 Average 3 7386.00 44.60 74.00 -29.40 50.62 36.10 10.18 52.30 --- --- Peak

Mode	14	
	Band Edge	
	2400-2483.5_802.11ax HE20_CH12_Full RU _2467MHz	
ANT	CDD 0+1	
Pol.	Horizontal	Fundamental
Peak	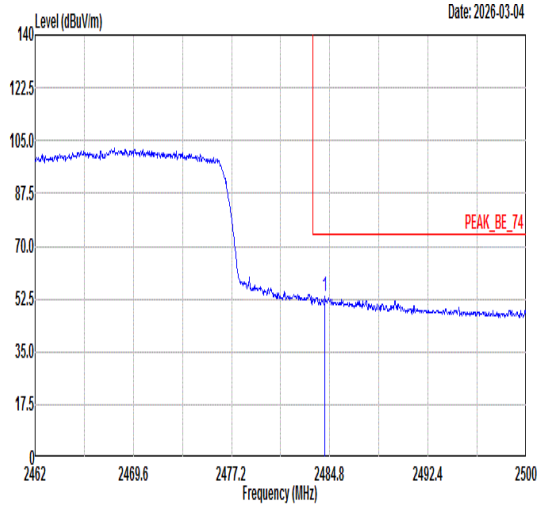 Freq Level Limit Line Margin (dB) Read Level Ant Factor Cable Loss Preamp Factor APos TPos Remark MHz dBuV/m dBuV/m dBuV dB/m dB dB cm deg 1 2484.42 53.31 74.00 -20.69 48.90 32.58 5.94 34.11 100 39 PEAK	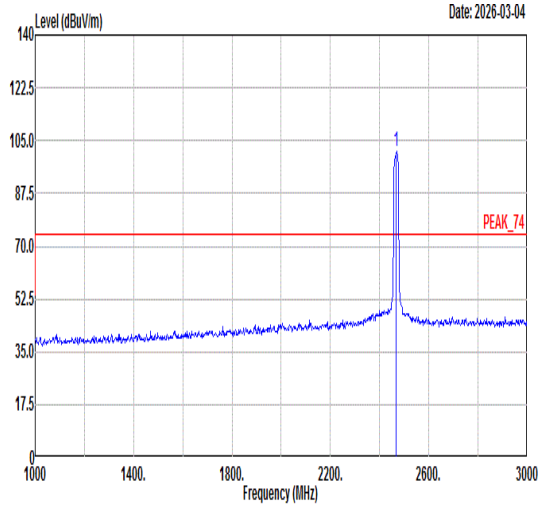 Freq Level Limit Line Margin (dB) Read Level Ant Factor Cable Loss Preamp Factor APos TPos Remark MHz dBuV/m dBuV/m dBuV dB/m dB dB cm deg 1 2467.00 101.50 ------ ------ 97.27 32.55 5.79 34.11 100 39 PEAK
Avg	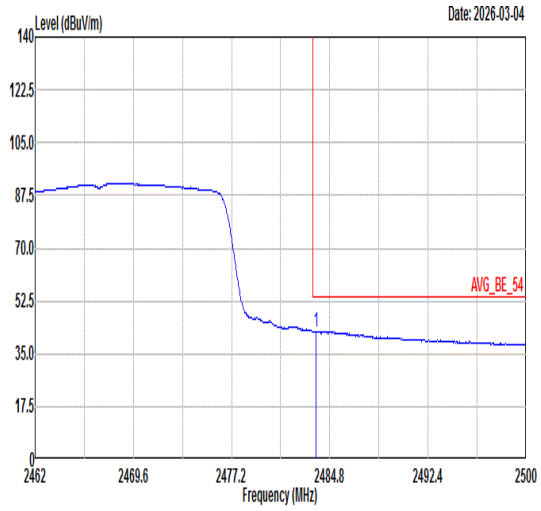 Freq Level Limit Line Margin (dB) Read Level Ant Factor Cable Loss Preamp Factor APos TPos Remark MHz dBuV/m dBuV/m dBuV dB/m dB dB cm deg 1 2483.74 42.38 54.00 -11.62 37.97 32.57 5.95 34.11 100 39 AVERAGE	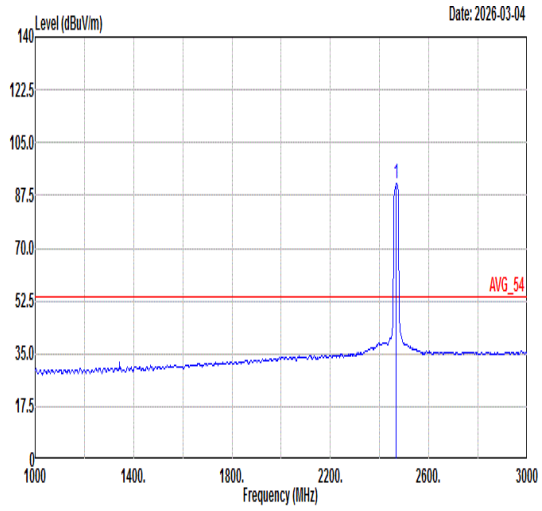 Freq Level Limit Line Margin (dB) Read Level Ant Factor Cable Loss Preamp Factor APos TPos Remark MHz dBuV/m dBuV/m dBuV dB/m dB dB cm deg 1 2467.00 91.43 ------ ------ 87.23 32.55 5.76 34.11 100 39 AVERAGE

Mode	14	
	Band Edge	
	2400-2483.5_802.11ax HE20_CH12_Full RU _2467MHz	
ANT	CDD 0+1	
Pol.	Vertical	Fundamental
Peak	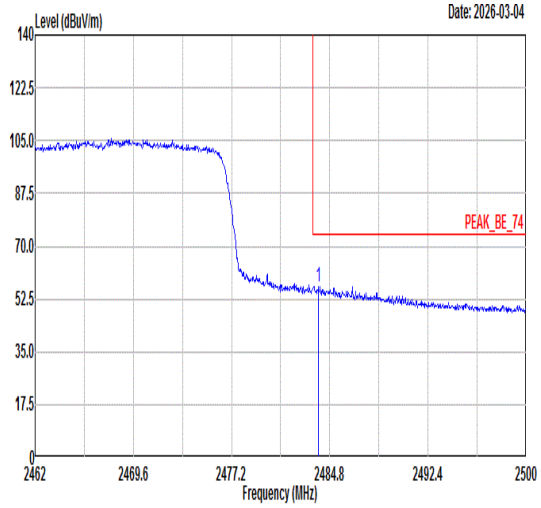 Freq Level Limit Line Margin (dB) Read Level Ant Factor Cable Loss Preamp Factor APos TPos Remark MHz dBuV/m dBuV/m dBuV dB/m dB dB cm deg 1 2483.93 56.40 74.00 -17.60 52.00 32.57 5.94 34.11 276 318 PEAK	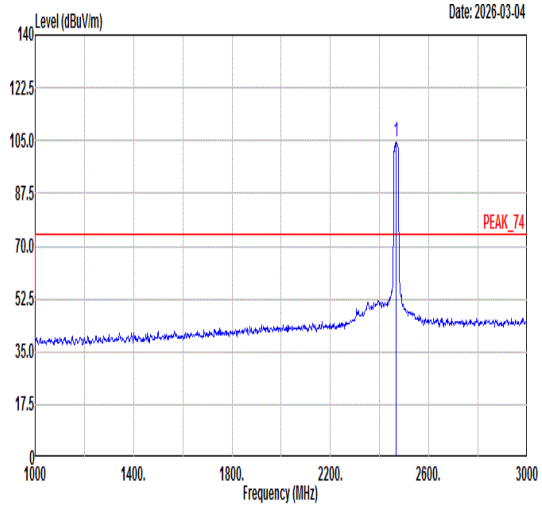 Freq Level Limit Line Margin (dB) Read Level Ant Factor Cable Loss Preamp Factor APos TPos Remark MHz dBuV/m dBuV/m dBuV dB/m dB dB cm deg 1 2467.00 104.51 ------ ------ 100.31 32.55 5.76 34.11 276 318 PEAK
Avg	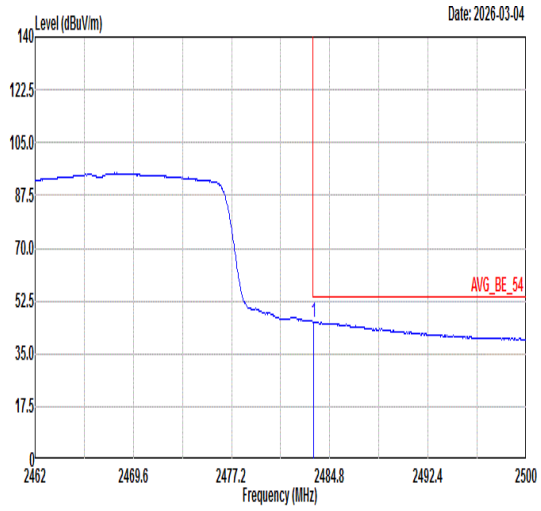 Freq Level Limit Line Margin (dB) Read Level Ant Factor Cable Loss Preamp Factor APos TPos Remark MHz dBuV/m dBuV/m dBuV dB/m dB dB cm deg 1 2483.55 45.65 54.00 -8.35 41.24 32.57 5.95 34.11 276 318 AVERAGE	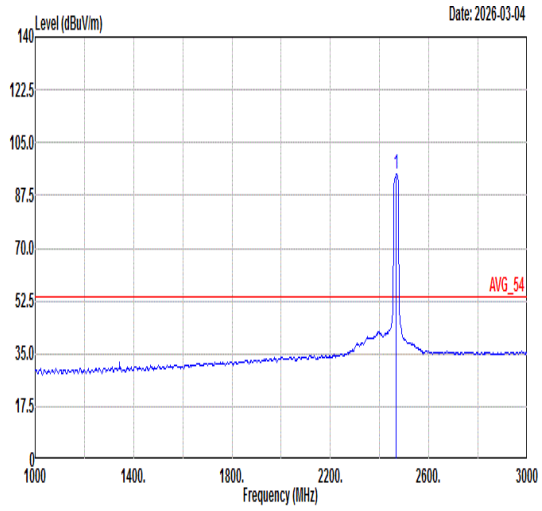 Freq Level Limit Line Margin (dB) Read Level Ant Factor Cable Loss Preamp Factor APos TPos Remark MHz dBuV/m dBuV/m dBuV dB/m dB dB cm deg 1 2467.00 94.65 ------ ------ 90.45 32.55 5.76 34.11 276 318 AVERAGE

Mode	14	
	Harmonic	
	2400-2483.5_802.11ax HE20_CH12_Full RU _2467MHz	
ANT	CDD 0+1	
Pol.	Horizontal	Vertical
Peak Avg	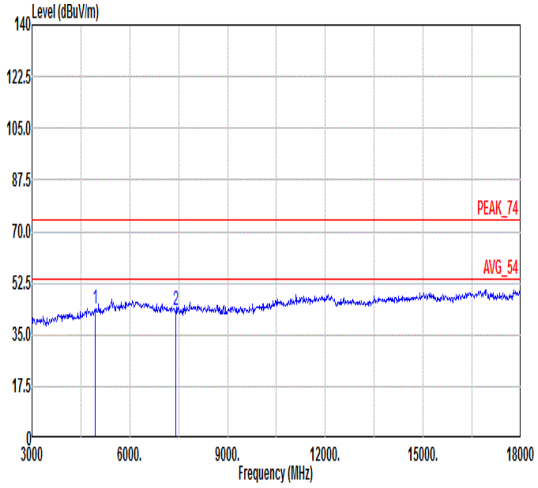 Freq Level Limit Line Margin Read Level Ant Factor Cable Loss Preamp Factor APos TPos Remark MHz dBuV/m dBuV/m dB dBuV dB/m dB dB cm deg 1 4934.00 43.72 74.00 -30.28 52.46 35.13 8.54 52.41 --- --- Peak 2 7401.00 43.37 74.00 -30.63 49.39 36.10 10.18 52.30 --- --- Peak	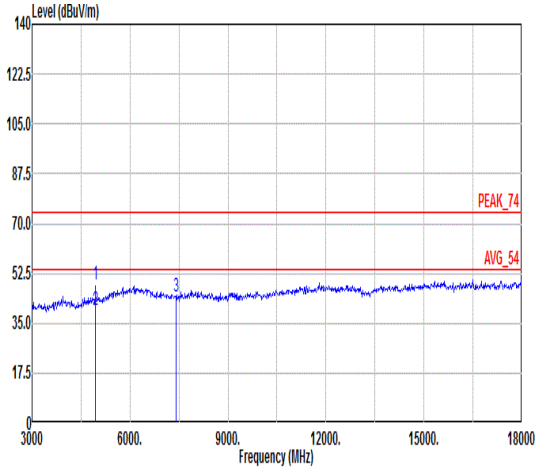 Freq Level Limit Line Margin Read Level Ant Factor Cable Loss Preamp Factor APos TPos Remark MHz dBuV/m dBuV/m dB dBuV dB/m dB dB cm deg 1 4934.00 48.80 74.00 -25.20 57.54 35.13 8.54 52.41 140 218 Peak 2 4934.00 39.46 54.00 -14.54 48.20 35.13 8.54 52.41 140 218 Average 3 7401.00 44.60 74.00 -29.40 50.62 36.10 10.18 52.30 --- --- Peak

Mode	15	
	Band Edge	
	2400-2483.5_802.11ax HE20_CH13_Full RU _2472MHz	
ANT	CDD 0+1	
Pol.	Horizontal	Fundamental
Peak	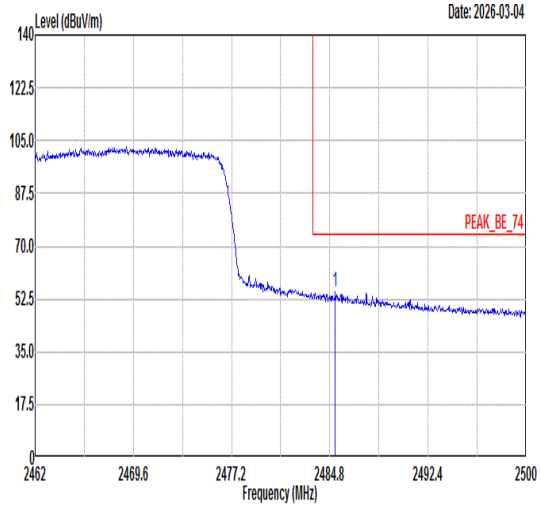 Freq Level Limit Line Margin (dB) Read Level Ant Factor Cable Loss Preamp Factor APos TPos Remark MHz dBuV/m dBuV/m dBuV dB/m dB dB cm deg 1 2485.22 54.77 74.00 -19.23 50.36 32.58 5.94 34.11 100 37 PEAK	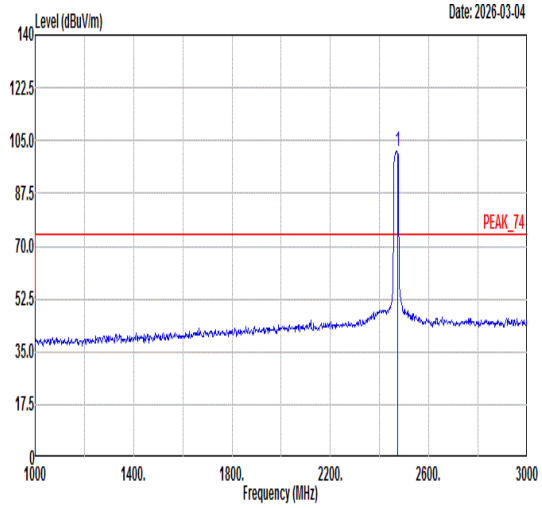 Freq Level Limit Line Margin (dB) Read Level Ant Factor Cable Loss Preamp Factor APos TPos Remark MHz dBuV/m dBuV/m dBuV dB/m dB dB cm deg 1 2472.00 101.66 ------ ------ 97.43 32.55 5.79 34.11 100 37 PEAK
Avg	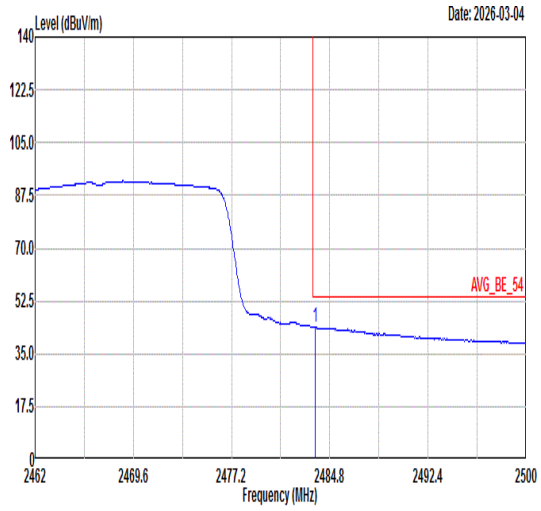 Freq Level Limit Line Margin (dB) Read Level Ant Factor Cable Loss Preamp Factor APos TPos Remark MHz dBuV/m dBuV/m dBuV dB/m dB dB cm deg 1 2483.70 43.86 54.00 -10.14 39.45 32.57 5.95 34.11 100 37 AVERAGE	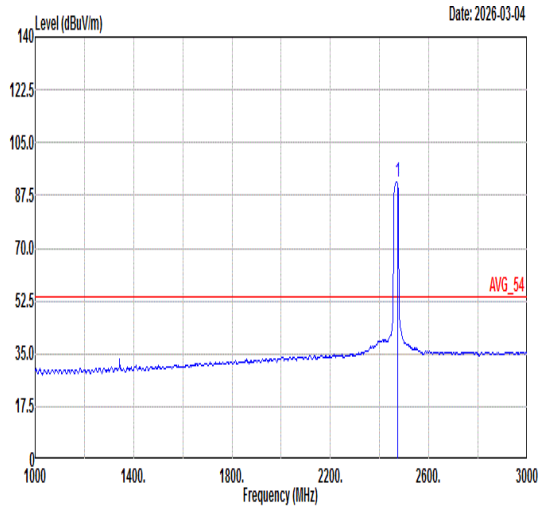 Freq Level Limit Line Margin (dB) Read Level Ant Factor Cable Loss Preamp Factor APos TPos Remark MHz dBuV/m dBuV/m dBuV dB/m dB dB cm deg 1 2472.00 92.02 ------ ------ 87.82 32.55 5.76 34.11 100 37 AVERAGE

Mode	15	
	Band Edge	
	2400-2483.5_802.11ax HE20_CH13_Full RU _2472MHz	
ANT	CDD 0+1	
Pol.	Vertical	Fundamental
Peak	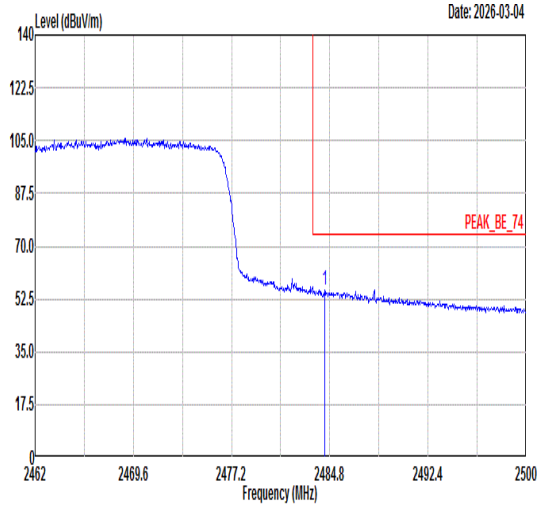 Freq Level Limit Line Margin (dB) Read Level Ant Factor Cable Loss Preamp Factor APos TPos Remark MHz dBuV/m dBuV/m dBuV dB/m dB dB cm deg 1 2484.42 55.43 74.00 -18.57 51.02 32.58 5.94 34.11 284 329 PEAK	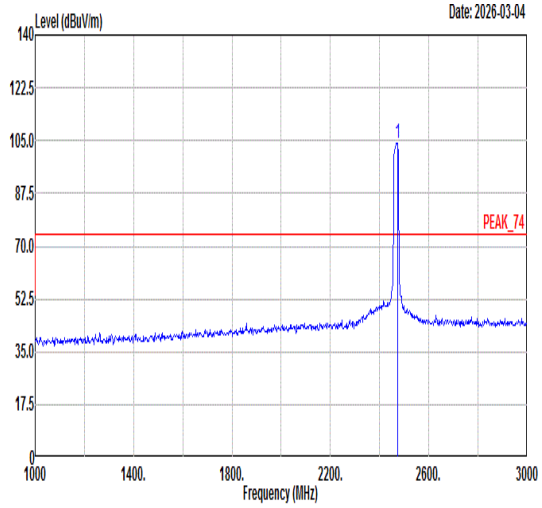 Freq Level Limit Line Margin (dB) Read Level Ant Factor Cable Loss Preamp Factor APos TPos Remark MHz dBuV/m dBuV/m dBuV dB/m dB dB cm deg 1 2472.00 104.07 ------ ------ 99.87 32.55 5.76 34.11 284 329 PEAK
Avg	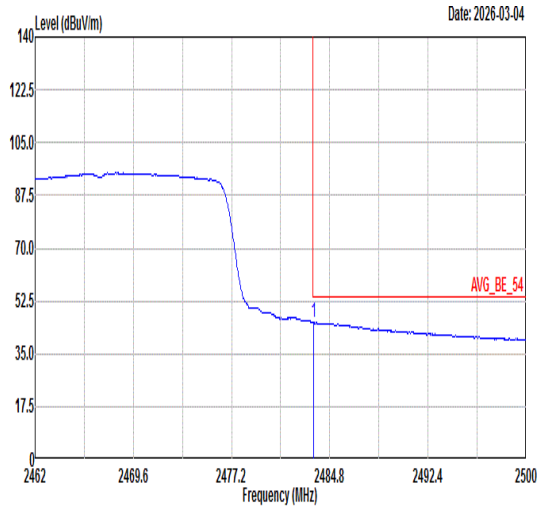 Freq Level Limit Line Margin (dB) Read Level Ant Factor Cable Loss Preamp Factor APos TPos Remark MHz dBuV/m dBuV/m dBuV dB/m dB dB cm deg 1 2483.55 45.27 54.00 -8.73 40.86 32.57 5.95 34.11 284 329 AVERAGE	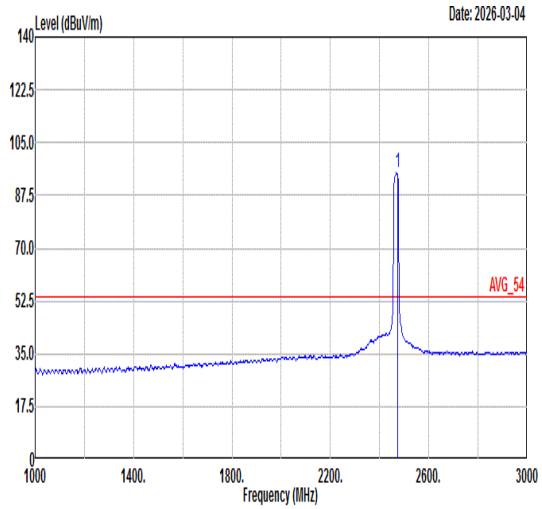 Freq Level Limit Line Margin (dB) Read Level Ant Factor Cable Loss Preamp Factor APos TPos Remark MHz dBuV/m dBuV/m dBuV dB/m dB dB cm deg 1 2472.00 94.84 ------ ------ 90.64 32.55 5.76 34.11 284 329 AVERAGE

Mode	15	
	Harmonic	
	2400-2483.5_802.11ax HE20_CH13_Full RU _2472MHz	
ANT	CDD 0+1	
Pol.	Horizontal	Vertical
Peak Avg	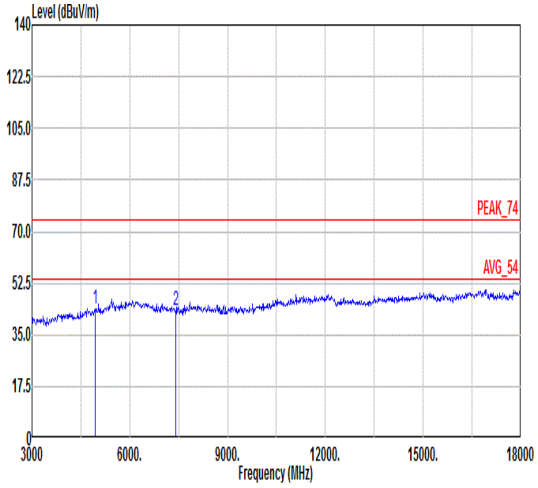 Freq Level Limit Line Margin Read Level Ant Factor Cable Loss Preamp Factor APos TPos Remark MHz dBuV/m dBuV/m dB dBuV dB/m dB dB cm deg 1 4944.00 43.72 74.00 -30.28 52.45 35.14 8.51 52.38 --- --- Peak 2 7416.00 43.37 74.00 -30.63 49.40 36.10 10.17 52.30 --- --- Peak	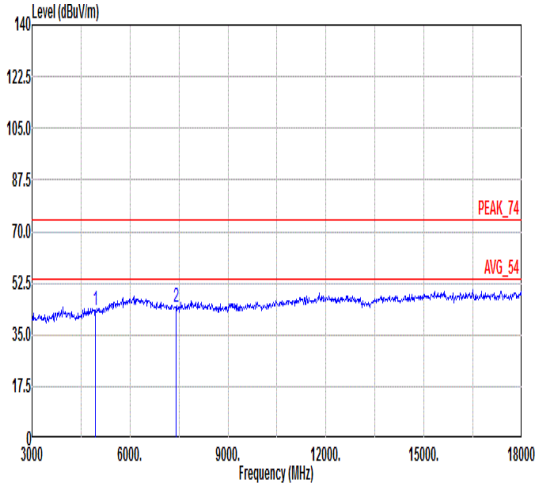 Freq Level Limit Line Margin Read Level Ant Factor Cable Loss Preamp Factor APos TPos Remark MHz dBuV/m dBuV/m dB dBuV dB/m dB dB cm deg 1 4944.00 43.51 74.00 -30.49 52.24 35.14 8.51 52.38 --- --- Peak 2 7416.00 44.55 74.00 -29.45 50.58 36.10 10.17 52.30 --- --- Peak

Mode	16	
	LF	
	2400-2483.5_802.11b LF_CH11_2462MHz	
ANT	CDD 0+1	
Pol.	Horizontal	Vertical
QP/ Peak	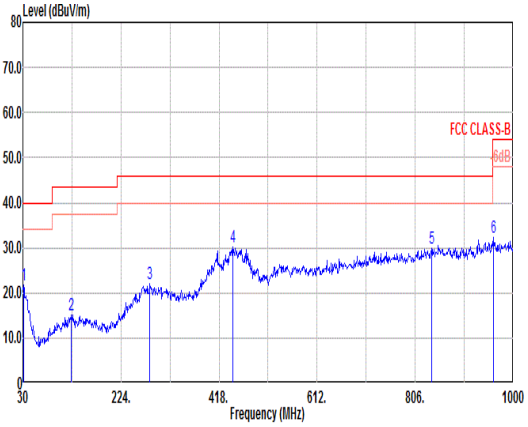	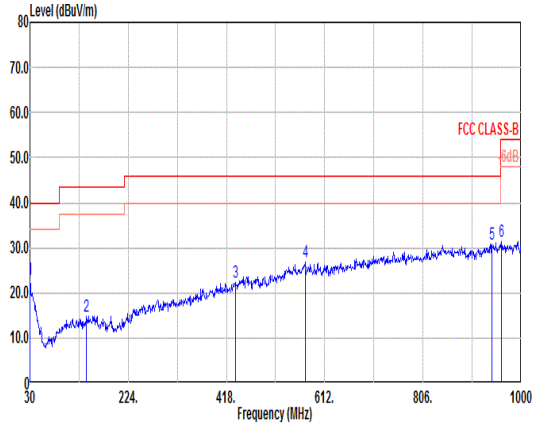

	Freq	Level	Limit Line	Margin	Read Level	Ant Factor	Cable Loss	Preamp Factor	APos	TPos	Remark
	MHz	dBuV/m	dBuV/m	dB	dBuV	dB/m	dB	dB	cm	deg	
1	30.97	21.85	40.00	-18.15	28.13	24.72	0.54	31.54	---	---	Peak
2	126.03	15.03	43.50	-28.47	27.62	17.91	1.15	31.65	---	---	Peak
3	281.23	22.08	46.00	-23.92	33.03	18.87	1.74	31.56	---	---	Peak
4	445.16	30.31	46.00	-15.69	36.38	23.04	2.19	31.30	---	---	Peak
5	838.01	29.85	46.00	-16.15	29.09	28.80	3.02	31.06	---	---	Peak
6	960.23	32.37	54.00	-21.63	28.18	31.76	3.25	30.82	---	---	Peak

	Freq	Level	Limit Line	Margin	Read Level	Ant Factor	Cable Loss	Preamp Factor	APos	TPos	Remark
	MHz	dBuV/m	dBuV/m	dB	dBuV	dB/m	dB	dB	cm	deg	
1	30.00	22.99	40.00	-17.01	28.67	25.29	0.53	31.50	---	---	Peak
2	141.55	14.89	43.50	-28.61	27.83	17.46	1.22	31.62	---	---	Peak
3	435.46	22.47	46.00	-23.53	28.79	22.81	2.17	31.30	---	---	Peak
4	573.20	26.73	46.00	-19.27	29.12	26.31	2.51	31.21	---	---	Peak
5	942.77	30.94	46.00	-15.06	27.54	31.05	3.22	30.87	---	---	Peak
6	960.23	31.44	54.00	-22.56	27.25	31.76	3.25	30.82	---	---	Peak

Mode	17	
	Band Edge	
	2400-2483.5_802.11ax HE20_CH01_Partial_RU 26/0_2412MHz	
ANT	CDD 0+1	
Pol.	Horizontal	Fundamental
Peak	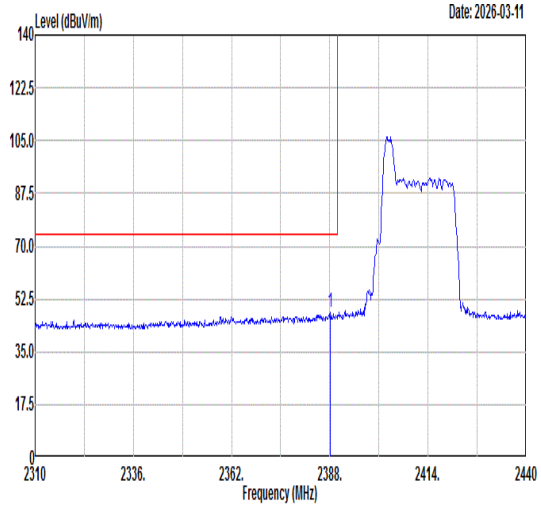 Freq Level Limit Line Margin (dB) Read Level Ant Factor Cable Loss Preamp Factor APos TPos Remark MHz dBuV/m dBuV/m dBuV dB/m dB dB cm deg 1 2388.13 48.00 74.00 -26.00 44.36 32.42 5.36 34.14 328 343 PEAK	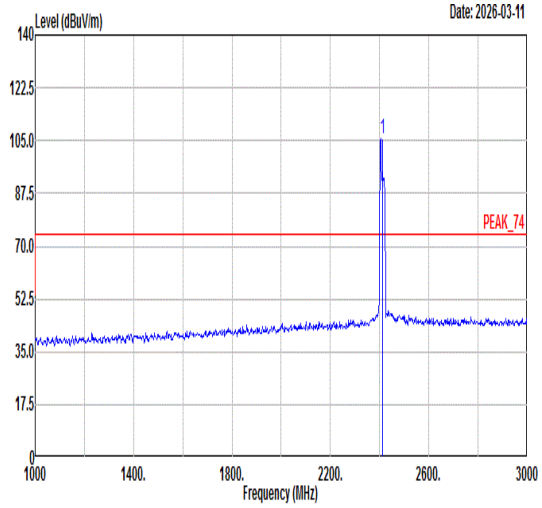 Freq Level Limit Line Margin (dB) Read Level Ant Factor Cable Loss Preamp Factor APos TPos Remark MHz dBuV/m dBuV/m dBuV dB/m dB dB cm deg 1 2412.00 105.47 ------ ------ 101.79 32.45 5.37 34.14 328 343 PEAK
Avg	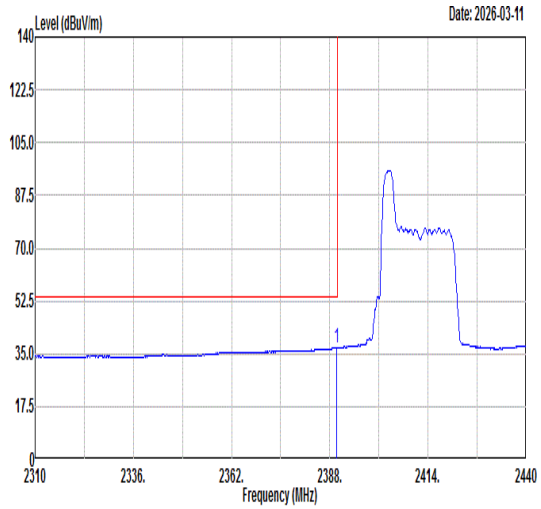 Freq Level Limit Line Margin (dB) Read Level Ant Factor Cable Loss Preamp Factor APos TPos Remark MHz dBuV/m dBuV/m dBuV dB/m dB dB cm deg 1 2389.82 37.03 54.00 -16.97 33.39 32.42 5.36 34.14 328 343 AVERAGE	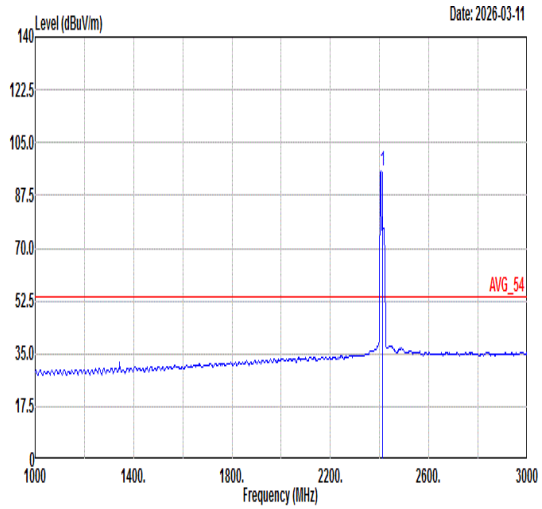 Freq Level Limit Line Margin (dB) Read Level Ant Factor Cable Loss Preamp Factor APos TPos Remark MHz dBuV/m dBuV/m dBuV dB/m dB dB cm deg 1 2412.00 95.48 ------ ------ 91.80 32.45 5.37 34.14 328 343 AVERAGE

Mode	17	
	Band Edge	
	2400-2483.5_802.11ax HE20_CH01_Partial_RU 26/0_2412MHz	
ANT	CDD 0+1	
Pol.	Vertical	Fundamental
Peak	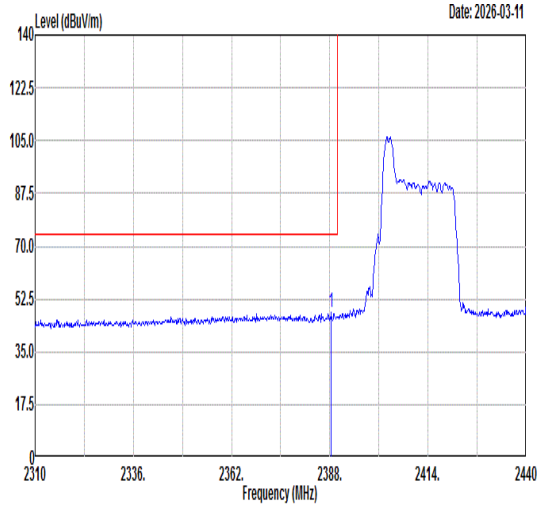 Freq Level Limit Line Margin (dB) Read Level Ant Factor Cable Loss Preamp Factor APos TPos Remark MHz dBuV/m dBuV/m dBuV dB/m dB dB cm deg 1 2388.39 48.15 74.00 -25.85 44.51 32.42 5.36 34.14 112 235 PEAK	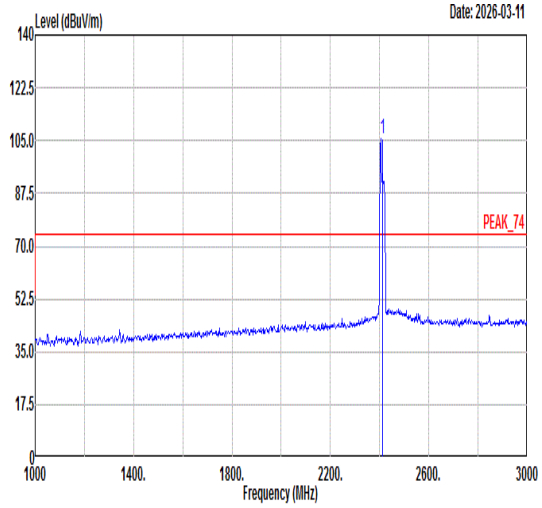 Freq Level Limit Line Margin (dB) Read Level Ant Factor Cable Loss Preamp Factor APos TPos Remark MHz dBuV/m dBuV/m dBuV dB/m dB dB cm deg 1 2412.00 105.55 ------ ------ 101.87 32.45 5.37 34.14 112 235 PEAK
Avg	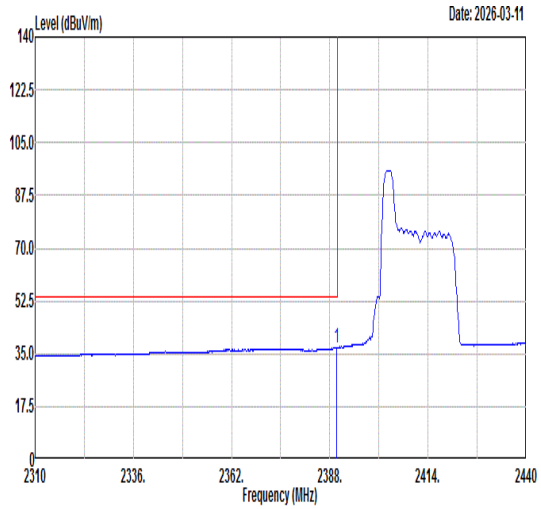 Freq Level Limit Line Margin (dB) Read Level Ant Factor Cable Loss Preamp Factor APos TPos Remark MHz dBuV/m dBuV/m dBuV dB/m dB dB cm deg 1 2389.82 37.17 54.00 -16.83 33.53 32.42 5.36 34.14 112 235 AVERAGE	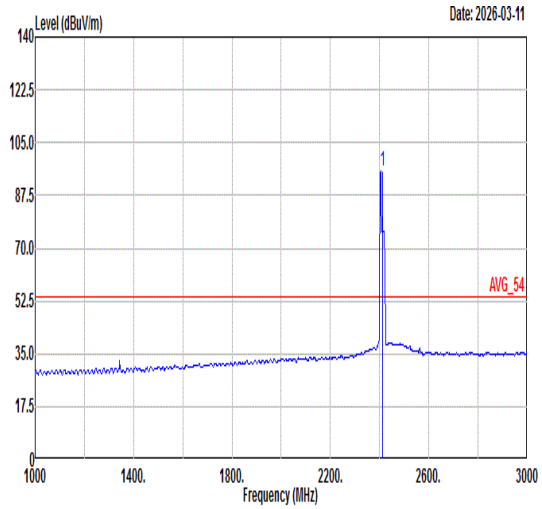 Freq Level Limit Line Margin (dB) Read Level Ant Factor Cable Loss Preamp Factor APos TPos Remark MHz dBuV/m dBuV/m dBuV dB/m dB dB cm deg 1 2412.00 95.58 ------ ------ 91.90 32.45 5.37 34.14 112 235 AVERAGE

Mode	18	
	Band Edge	
	2400-2483.5_802.11ax HE20_CH01_Partial_RU 52/37_2412MHz	
ANT	CDD 0+1	
Pol.	Horizontal	Fundamental
Peak	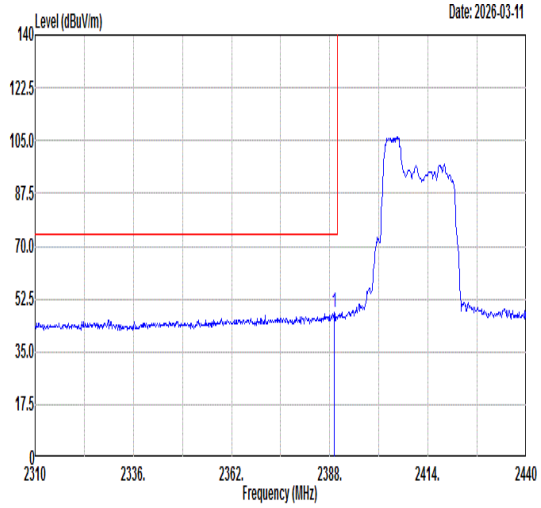 Freq Level Limit Line Margin (dB) Read Level Ant Factor Cable Loss Preamp Factor APos TPos Remark MHz dBuV/m dBuV/m dBuV dB/m dB dB cm deg 1 2389.17 47.86 74.00 -26.14 44.22 32.42 5.36 34.14 328 342 PEAK	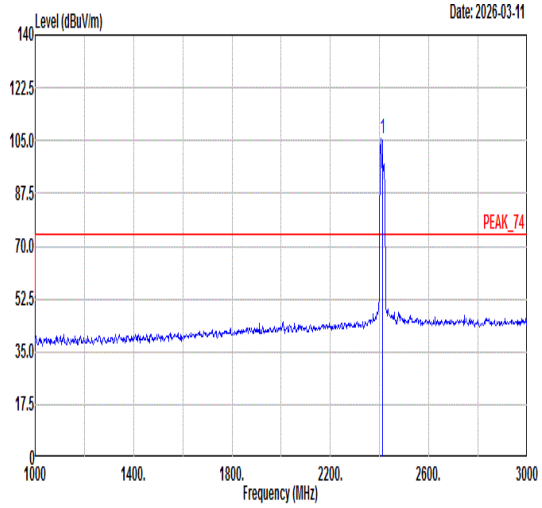 Freq Level Limit Line Margin (dB) Read Level Ant Factor Cable Loss Preamp Factor APos TPos Remark MHz dBuV/m dBuV/m dBuV dB/m dB dB cm deg 1 2412.00 105.79 ------ ------ 102.11 32.45 5.37 34.14 328 342 PEAK
Avg	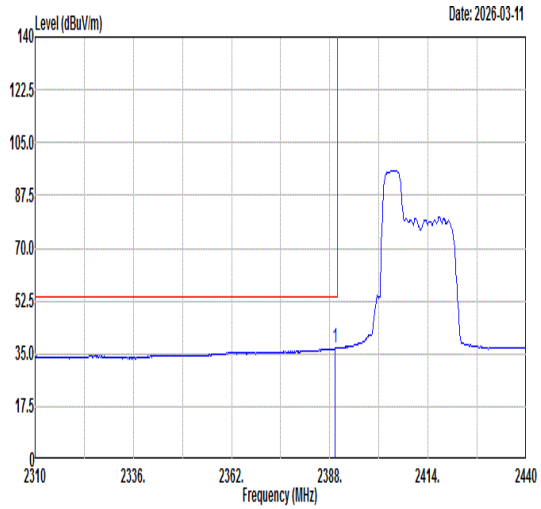 Freq Level Limit Line Margin (dB) Read Level Ant Factor Cable Loss Preamp Factor APos TPos Remark MHz dBuV/m dBuV/m dBuV dB/m dB dB cm deg 1 2389.30 36.86 54.00 -17.14 33.22 32.42 5.36 34.14 328 342 AVERAGE	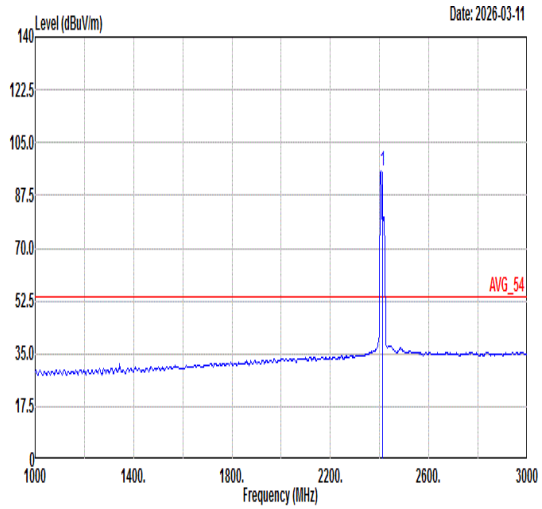 Freq Level Limit Line Margin (dB) Read Level Ant Factor Cable Loss Preamp Factor APos TPos Remark MHz dBuV/m dBuV/m dBuV dB/m dB dB cm deg 1 2412.00 95.47 ------ ------ 91.79 32.45 5.37 34.14 328 342 AVERAGE

Mode	18	
	Band Edge	
	2400-2483.5_802.11ax HE20_CH01_Partial_RU 52/37_2412MHz	
ANT	CDD 0+1	
Pol.	Vertical	Fundamental
Peak	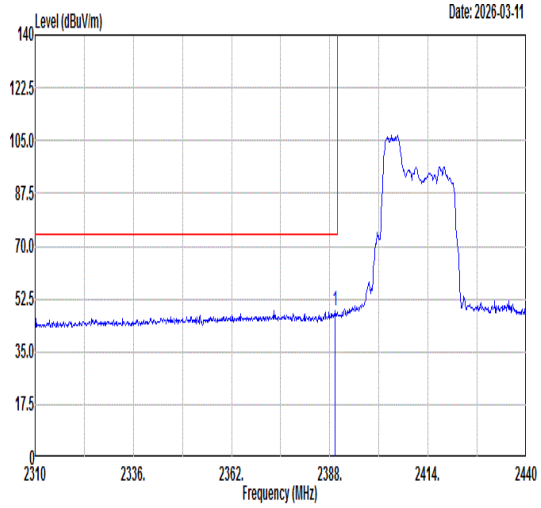 Freq Level Limit Line Margin (dB) Read Level Ant Factor Cable Loss Preamp Factor APos TPos Remark MHz dBuV/m dBuV/m dBuV dB/m dB dB cm deg 1 2389.43 48.82 74.00 -25.18 45.18 32.42 5.36 34.14 112 235 PEAK	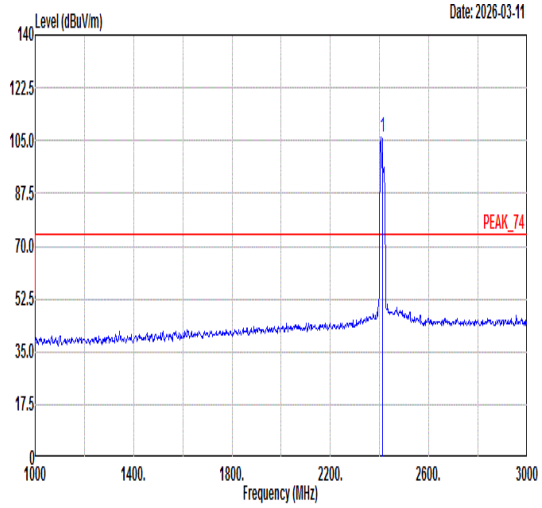 Freq Level Limit Line Margin (dB) Read Level Ant Factor Cable Loss Preamp Factor APos TPos Remark MHz dBuV/m dBuV/m dBuV dB/m dB dB cm deg 1 2412.00 106.04 ------ ------ 102.36 32.45 5.37 34.14 112 235 PEAK
Avg	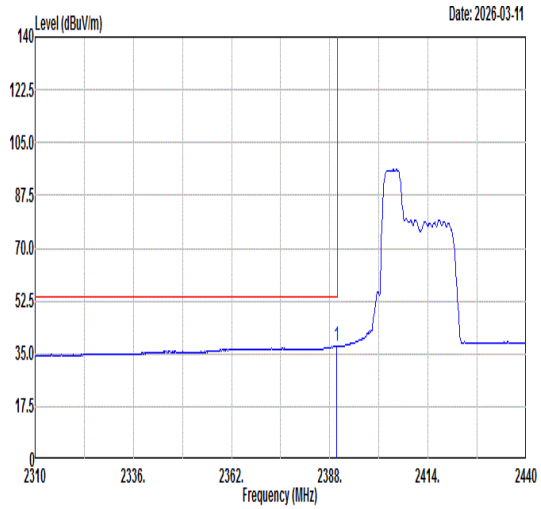 Freq Level Limit Line Margin (dB) Read Level Ant Factor Cable Loss Preamp Factor APos TPos Remark MHz dBuV/m dBuV/m dBuV dB/m dB dB cm deg 1 2389.82 37.43 54.00 -16.57 33.79 32.42 5.36 34.14 112 235 AVERAGE	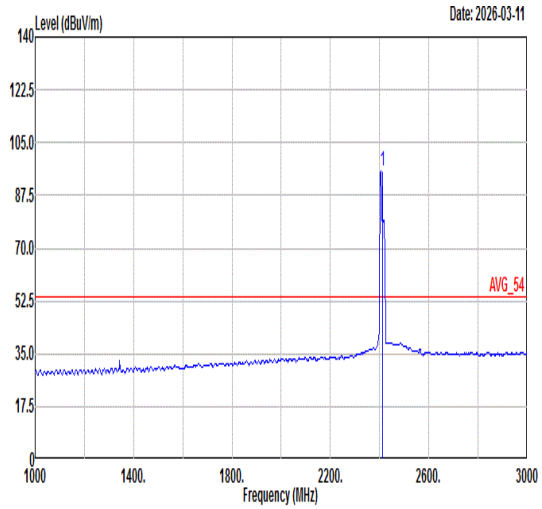 Freq Level Limit Line Margin (dB) Read Level Ant Factor Cable Loss Preamp Factor APos TPos Remark MHz dBuV/m dBuV/m dBuV dB/m dB dB cm deg 1 2412.00 95.82 ------ ------ 92.14 32.45 5.37 34.14 112 235 AVERAGE

Mode	19	
	Band Edge	
	2400-2483.5_802.11ax HE20_CH01_Partial_RU 106/53_2412MHz	
ANT	CDD 0+1	
Pol.	Horizontal	Fundamental
Peak	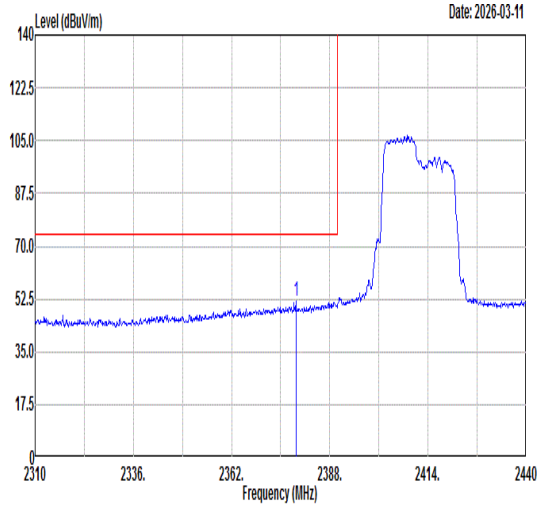 Freq Level Limit Line Margin (dB) Read Level Ant Factor Cable Loss Preamp Factor APos TPos Remark MHz dBuV/m dBuV/m dBuV dB/m dB dB cm deg 1 2379.03 51.58 74.00 -22.42 47.97 32.41 5.35 34.15 328 342 PEAK	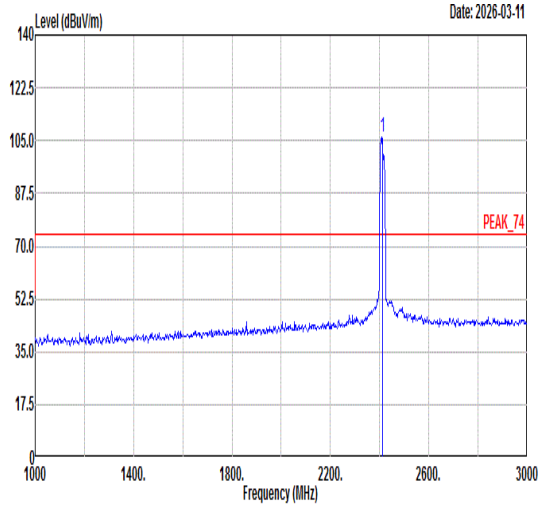 Freq Level Limit Line Margin (dB) Read Level Ant Factor Cable Loss Preamp Factor APos TPos Remark MHz dBuV/m dBuV/m dBuV dB/m dB dB cm deg 1 2412.00 106.34 ------ ------ 102.66 32.45 5.37 34.14 328 342 PEAK
Avg	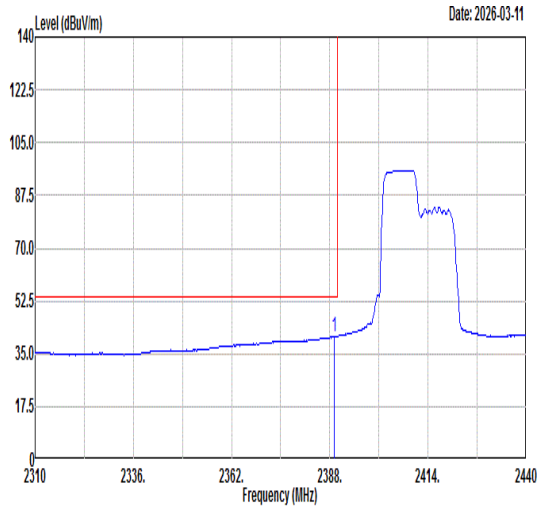 Freq Level Limit Line Margin (dB) Read Level Ant Factor Cable Loss Preamp Factor APos TPos Remark MHz dBuV/m dBuV/m dBuV dB/m dB dB cm deg 1 2389.17 40.81 54.00 -13.19 37.17 32.42 5.36 34.14 328 342 AVERAGE	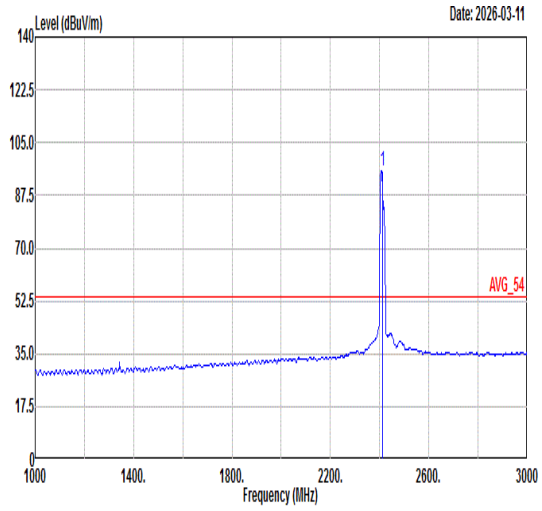 Freq Level Limit Line Margin (dB) Read Level Ant Factor Cable Loss Preamp Factor APos TPos Remark MHz dBuV/m dBuV/m dBuV dB/m dB dB cm deg 1 2412.00 95.74 ------ ------ 92.06 32.45 5.37 34.14 328 342 AVERAGE

Mode	19	
	Band Edge	
	2400-2483.5_802.11ax HE20_CH01_Partial_RU 106/53_2412MHz	
ANT	CDD 0+1	
Pol.	Vertical	Fundamental
Peak	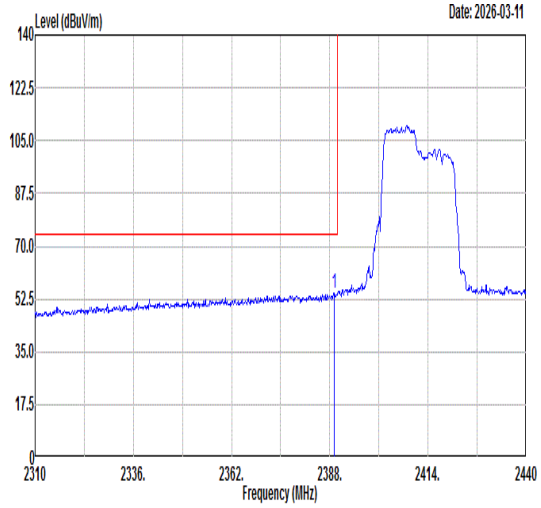 Freq Level Limit Line Margin (dB) Read Level Ant Factor Cable Loss Preamp Factor APos TPos Remark MHz dBuV/m dBuV/m dBuV dB/m dB dB cm deg 1 2389.17 54.40 74.00 -19.60 50.76 32.42 5.36 34.14 111 213 PEAK	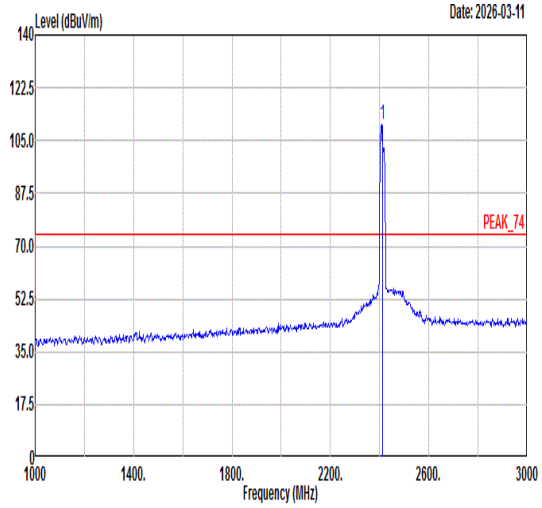 Freq Level Limit Line Margin (dB) Read Level Ant Factor Cable Loss Preamp Factor APos TPos Remark MHz dBuV/m dBuV/m dBuV dB/m dB dB cm deg 1 2412.00 110.19 ------ ------ 106.51 32.45 5.37 34.14 111 213 PEAK
Avg	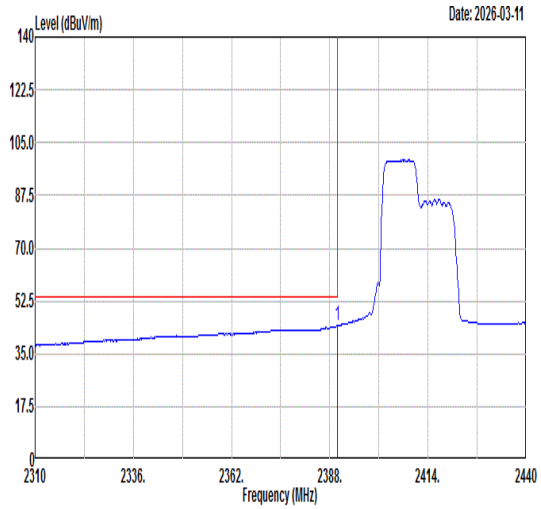 Freq Level Limit Line Margin (dB) Read Level Ant Factor Cable Loss Preamp Factor APos TPos Remark MHz dBuV/m dBuV/m dBuV dB/m dB dB cm deg 1 2389.95 44.21 54.00 -9.79 40.57 32.42 5.36 34.14 111 213 AVERAGE	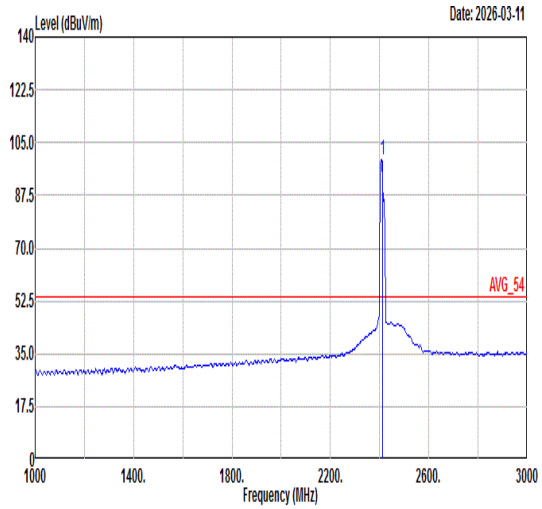 Freq Level Limit Line Margin (dB) Read Level Ant Factor Cable Loss Preamp Factor APos TPos Remark MHz dBuV/m dBuV/m dBuV dB/m dB dB cm deg 1 2412.00 99.24 ------ ------ 95.56 32.45 5.37 34.14 111 213 AVERAGE

Mode	20	
	Band Edge - L	
	2400-2483.5_802.11ax HE20_CH06_Partial_RU 26/0_2437MHz	
ANT	CDD 0+1	
Pol.	Horizontal	Fundamental
Peak	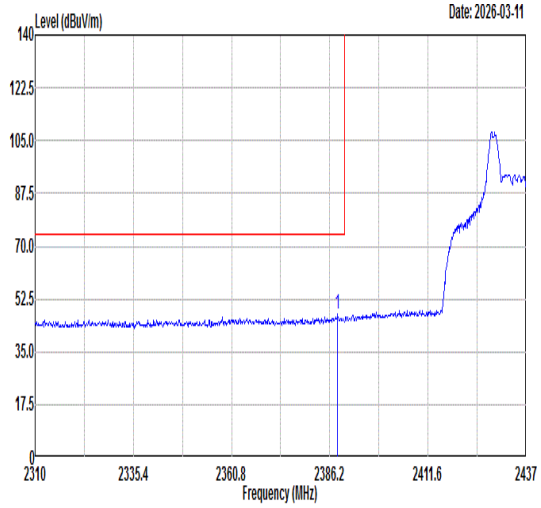 Freq Level Limit Line Margin (dB) Read Level Ant Factor Cable Loss Preamp Factor APos TPos Remark MHz dBuV/m dBuV/m dBuV dB/m dB dB cm deg 1 2388.23 47.47 74.00 -26.53 43.83 32.42 5.36 34.14 325 348 PEAK	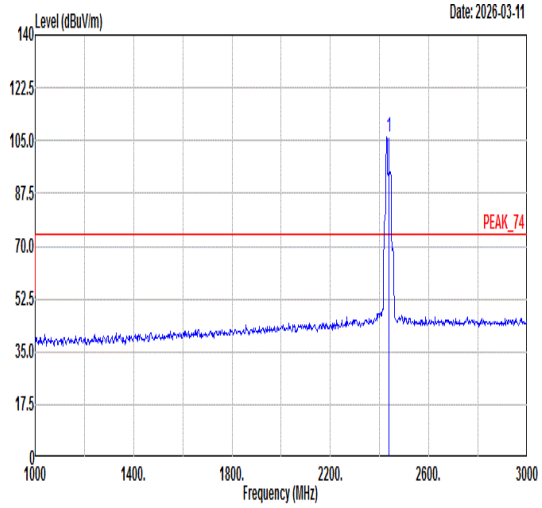 Freq Level Limit Line Margin (dB) Read Level Ant Factor Cable Loss Preamp Factor APos TPos Remark MHz dBuV/m dBuV/m dBuV dB/m dB dB cm deg 1 2437.00 106.33 ------ ------ 102.58 32.48 5.40 34.13 325 348 PEAK
Avg	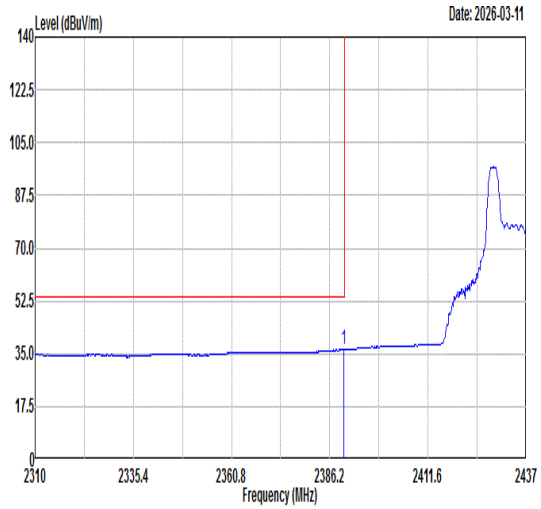 Freq Level Limit Line Margin (dB) Read Level Ant Factor Cable Loss Preamp Factor APos TPos Remark MHz dBuV/m dBuV/m dBuV dB/m dB dB cm deg 1 2389.88 36.35 54.00 -17.65 32.71 32.42 5.36 34.14 325 348 AVERAGE	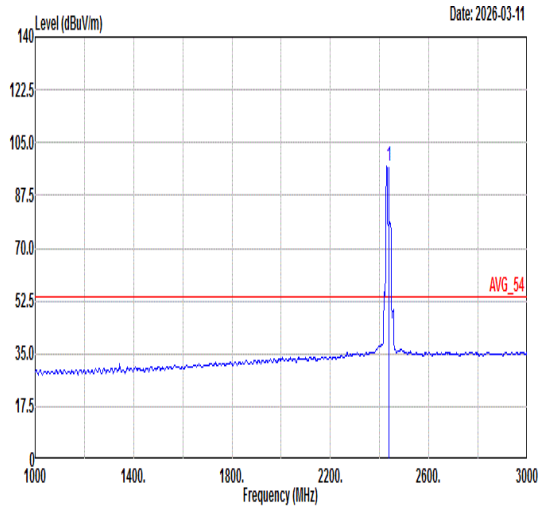 Freq Level Limit Line Margin (dB) Read Level Ant Factor Cable Loss Preamp Factor APos TPos Remark MHz dBuV/m dBuV/m dBuV dB/m dB dB cm deg 1 2437.00 97.13 ------ ------ 93.38 32.48 5.40 34.13 325 348 AVERAGE

Mode	20	
	Band Edge - R	
	2400-2483.5_802.11ax HE20_CH06_Partial_RU 26/0_2437MHz	
ANT	CDD 0+1	
Pol.	Horizontal	Fundamental
Peak	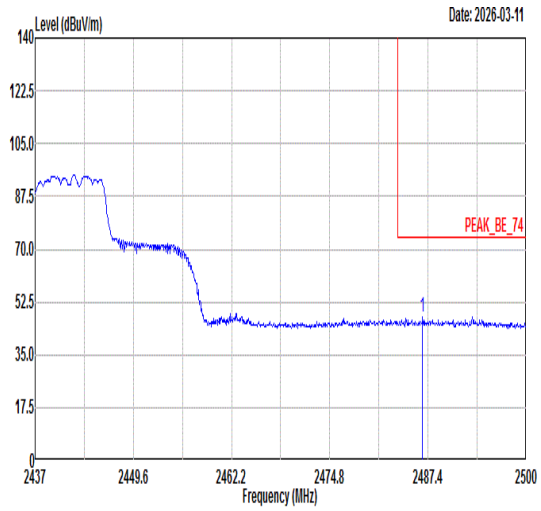 Freq Level Limit Line Margin (dB) Read Level Ant Factor Cable Loss Preamp Factor APos TPos Remark MHz dBuV/m dBuV/m dBuV dB/m dB dB cm deg 1 2486.71 47.49 74.00 -26.51 43.09 32.58 5.93 34.11 325 348 PEAK	Blank
Avg	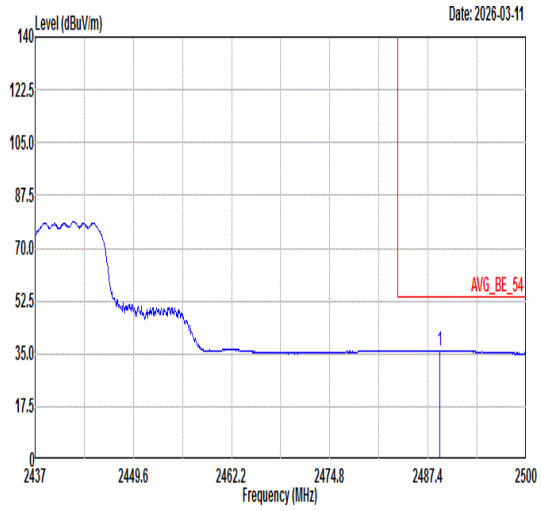 Freq Level Limit Line Margin (dB) Read Level Ant Factor Cable Loss Preamp Factor APos TPos Remark MHz dBuV/m dBuV/m dBuV dB/m dB dB cm deg 1 2488.91 36.07 54.00 -17.93 31.66 32.58 5.93 34.10 325 348 AVERAGE	Blank

Mode	20	
	Band Edge - L	
	2400-2483.5_802.11ax HE20_CH06_Partial_RU 26/0_2437MHz	
ANT	CDD 0+1	
Pol.	Vertical	Fundamental
Peak	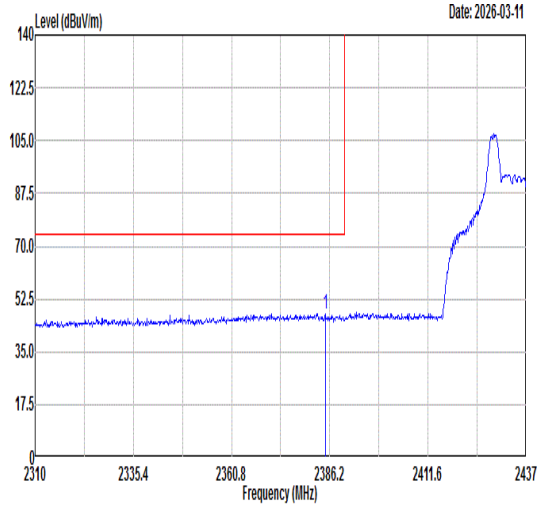 Freq Level Limit Line Margin (dB) Read Level Ant Factor Cable Loss Preamp Factor APos TPos Remark MHz dBuV/m dBuV/m dBuV dB/m dB dB cm deg 1 2385.06 47.68 74.00 -26.32 44.06 32.42 5.35 34.15 139 237 PEAK	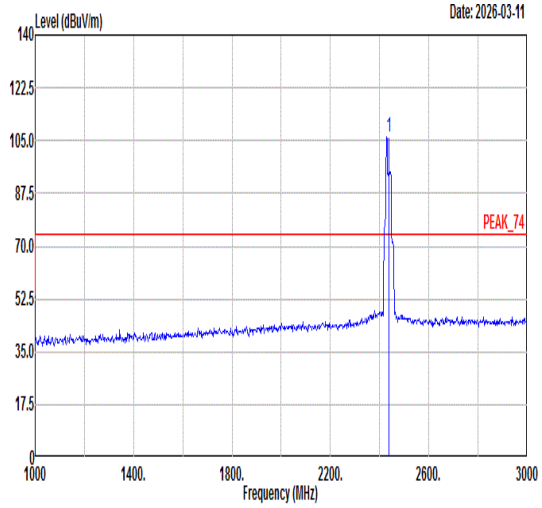 Freq Level Limit Line Margin (dB) Read Level Ant Factor Cable Loss Preamp Factor APos TPos Remark MHz dBuV/m dBuV/m dBuV dB/m dB dB cm deg 1 2437.00 106.13 ------ ------ 102.38 32.48 5.40 34.13 139 237 PEAK
Avg	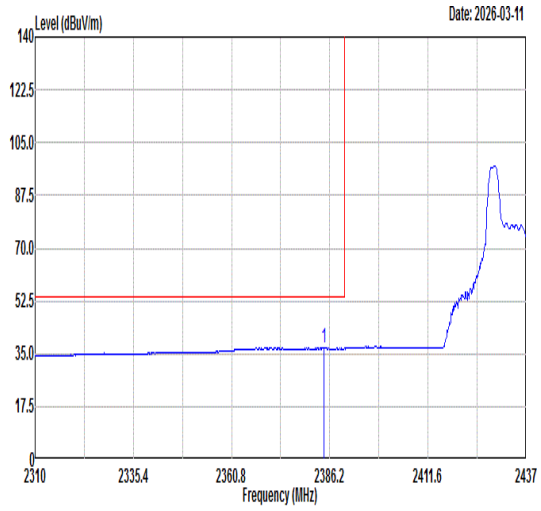 Freq Level Limit Line Margin (dB) Read Level Ant Factor Cable Loss Preamp Factor APos TPos Remark MHz dBuV/m dBuV/m dBuV dB/m dB dB cm deg 1 2384.68 36.94 54.00 -17.06 33.32 32.42 5.35 34.15 139 237 AVERAGE	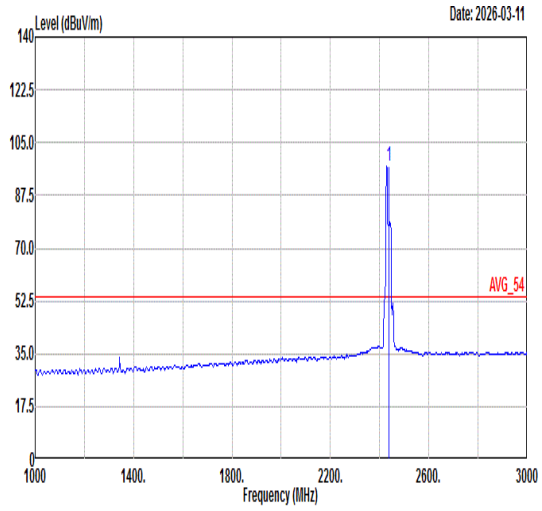 Freq Level Limit Line Margin (dB) Read Level Ant Factor Cable Loss Preamp Factor APos TPos Remark MHz dBuV/m dBuV/m dBuV dB/m dB dB cm deg 1 2437.00 97.07 ------ ------ 93.32 32.48 5.40 34.13 139 237 AVERAGE

Mode	20	
	Band Edge - R	
	2400-2483.5_802.11ax HE20_CH06_Partial_RU 26/0_2437MHz	
ANT	CDD 0+1	
Pol.	Vertical	Fundamental
Peak	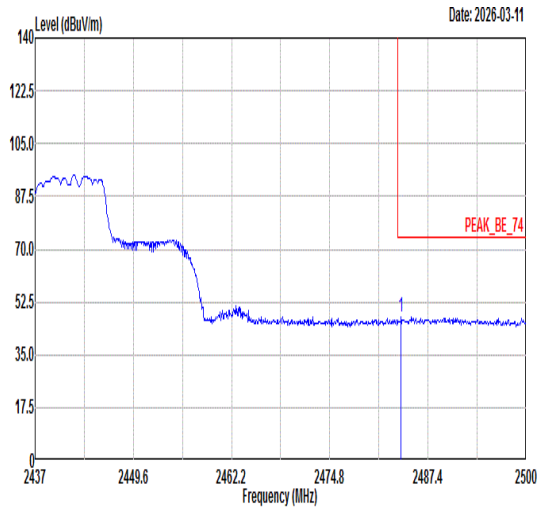 Freq Level Limit Line Margin (dB) Read Level Ant Factor Cable Loss Preamp Factor APos TPos Remark MHz dBuV/m dBuV/m dBuV dB/m dB dB cm deg 1 2483.94 47.65 74.00 -26.35 43.25 32.57 5.94 34.11 139 237 PEAK	Blank
Avg	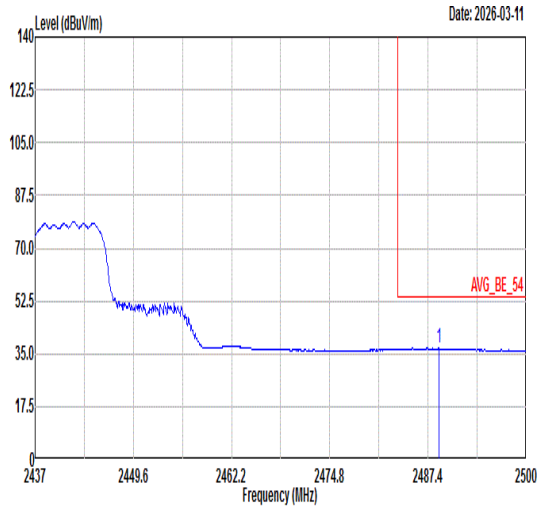 Freq Level Limit Line Margin (dB) Read Level Ant Factor Cable Loss Preamp Factor APos TPos Remark MHz dBuV/m dBuV/m dBuV dB/m dB dB cm deg 1 2488.79 36.78 54.00 -17.22 32.37 32.58 5.93 34.10 139 237 AVERAGE	Blank

Mode	21	
	Band Edge - L	
	2400-2483.5_802.11ax HE20_CH06_Partial_RU 52/37_2437MHz	
ANT	CDD 0+1	
Pol.	Horizontal	Fundamental
Peak	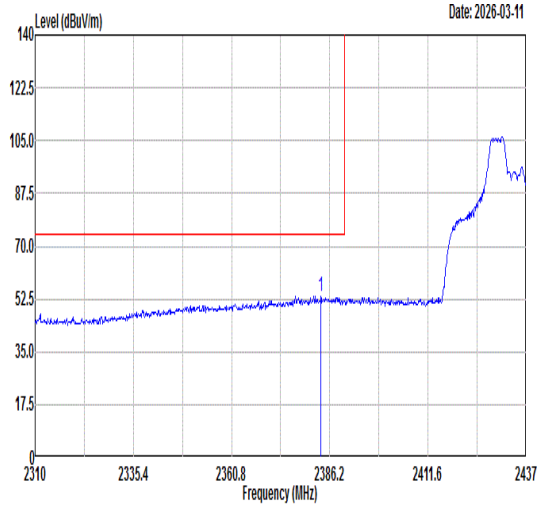 Freq Level Limit Line Margin (dB) Read Level Ant Factor Cable Loss Preamp Factor APos TPos Remark MHz dBuV/m dBuV/m dBuV dB/m dB dB cm deg 1 2383.91 53.33 74.00 -20.67 49.72 32.41 5.35 34.15 300 314 PEAK	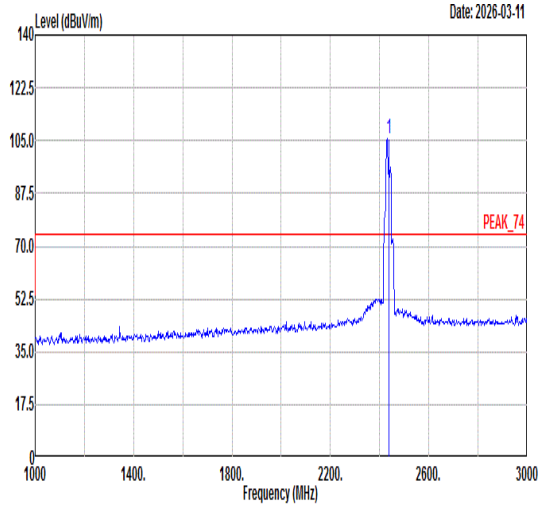 Freq Level Limit Line Margin (dB) Read Level Ant Factor Cable Loss Preamp Factor APos TPos Remark MHz dBuV/m dBuV/m dBuV dB/m dB dB cm deg 1 2437.00 105.79 ------ ------ 102.03 32.49 5.40 34.13 300 314 PEAK
Avg	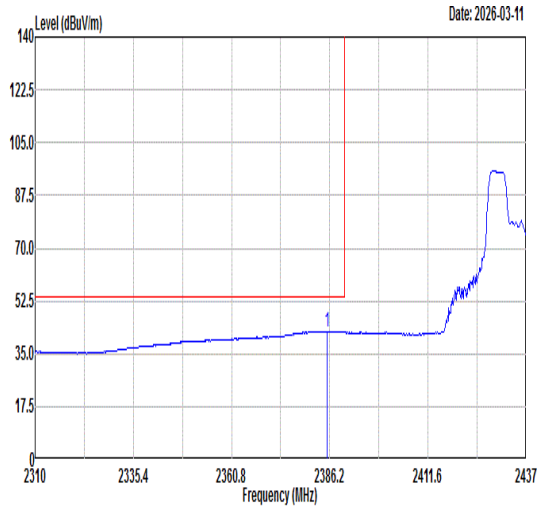 Freq Level Limit Line Margin (dB) Read Level Ant Factor Cable Loss Preamp Factor APos TPos Remark MHz dBuV/m dBuV/m dBuV dB/m dB dB cm deg 1 2385.57 42.39 54.00 -11.61 38.77 32.42 5.35 34.15 300 314 AVERAGE	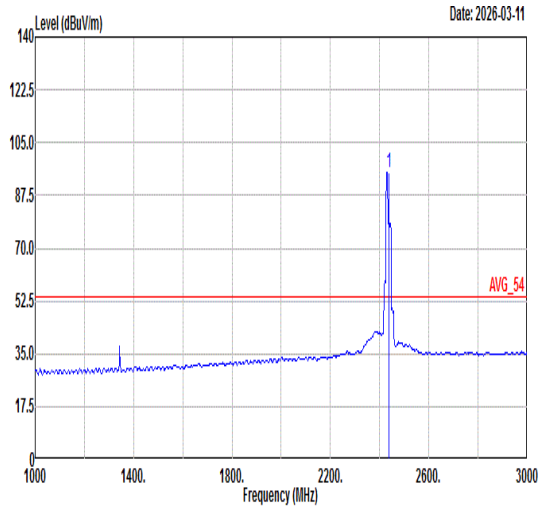 Freq Level Limit Line Margin (dB) Read Level Ant Factor Cable Loss Preamp Factor APos TPos Remark MHz dBuV/m dBuV/m dBuV dB/m dB dB cm deg 1 2437.00 95.24 ------ ------ 91.49 32.48 5.40 34.13 300 314 AVERAGE

Mode	21	
	Band Edge - R	
	2400-2483.5_802.11ax HE20_CH06_Partial_RU 52/37_2437MHz	
ANT	CDD 0+1	
Pol.	Horizontal	Fundamental
Peak	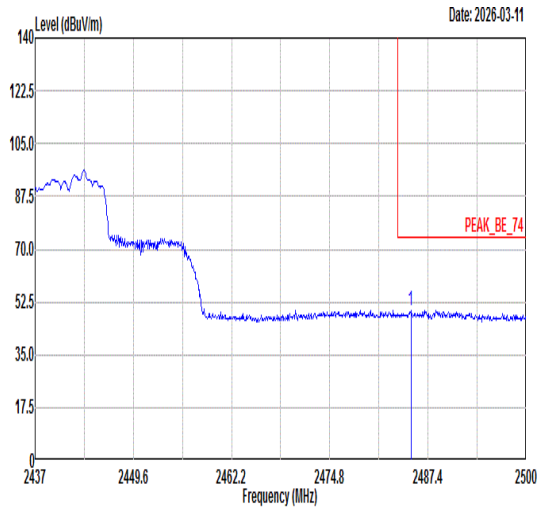 Freq Level Limit Line Margin (dB) Read Level Ant Factor Cable Loss Preamp Factor APos TPos Remark MHz dBuV/m dBuV/m dBuV dB/m dB dB cm deg 1 2485.20 49.79 74.00 -24.21 45.38 32.58 5.94 34.11 300 314 PEAK	Blank
Avg	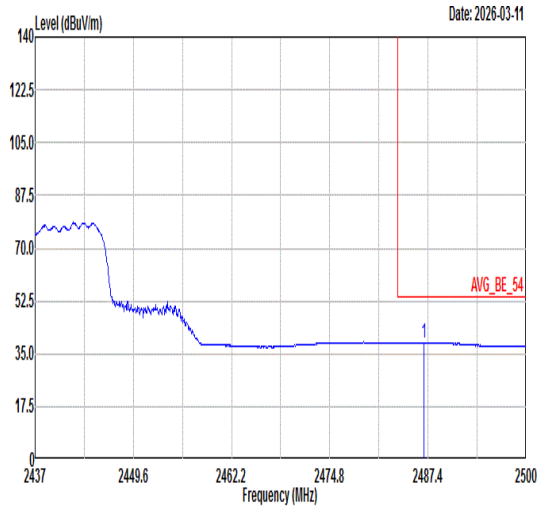 Freq Level Limit Line Margin (dB) Read Level Ant Factor Cable Loss Preamp Factor APos TPos Remark MHz dBuV/m dBuV/m dBuV dB/m dB dB cm deg 1 2486.90 38.72 54.00 -15.28 34.32 32.58 5.93 34.11 300 314 AVERAGE	Blank

Mode	21	
	Band Edge - L	
	2400-2483.5_802.11ax HE20_CH06_Partial_RU 52/37_2437MHz	
ANT	CDD 0+1	
Pol.	Vertical	Fundamental
Peak	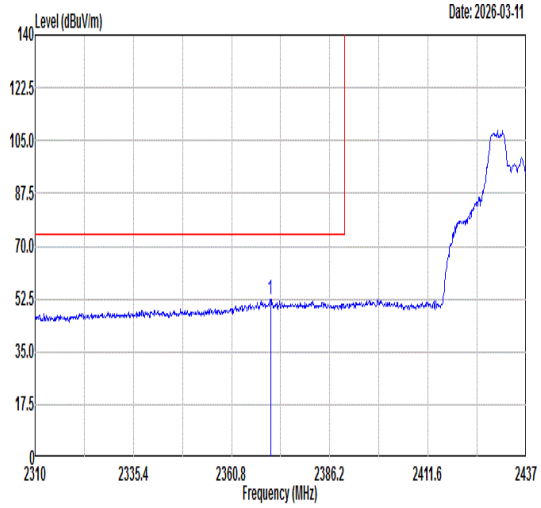 Freq Level Limit Line Margin (dB) Read Level Ant Factor Cable Loss Preamp Factor APos TPos Remark MHz dBuV/m dBuV/m dBuV dB/m dB dB cm deg 1 2370.83 52.31 74.00 -21.69 48.73 32.39 5.34 34.15 139 237 PEAK	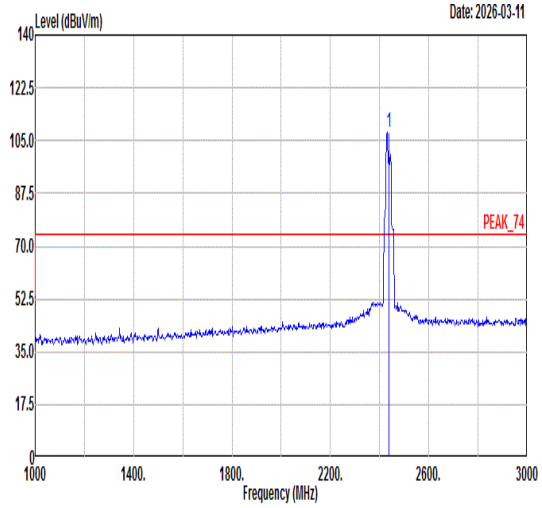 Freq Level Limit Line Margin (dB) Read Level Ant Factor Cable Loss Preamp Factor APos TPos Remark MHz dBuV/m dBuV/m dBuV dB/m dB dB cm deg 1 2437.00 107.78 ------ ------ 104.02 32.49 5.40 34.13 139 237 PEAK
Avg	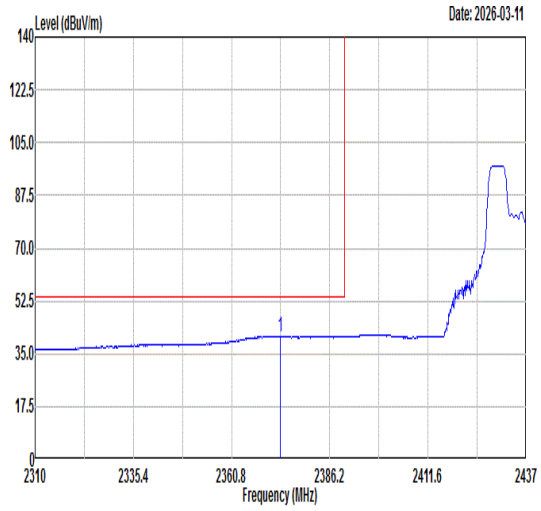 Freq Level Limit Line Margin (dB) Read Level Ant Factor Cable Loss Preamp Factor APos TPos Remark MHz dBuV/m dBuV/m dBuV dB/m dB dB cm deg 1 2373.50 40.84 54.00 -13.16 37.25 32.40 5.34 34.15 139 237 AVERAGE	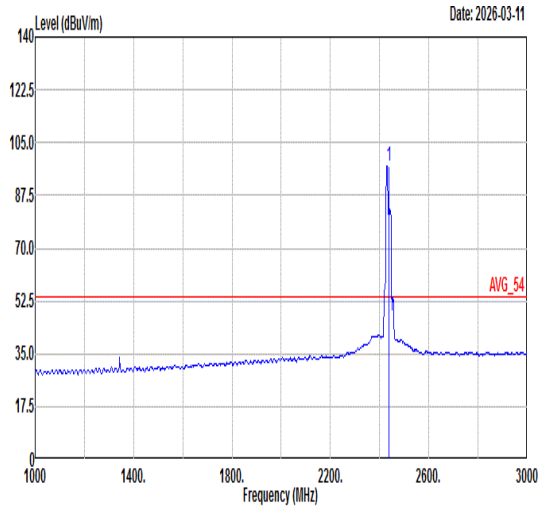 Freq Level Limit Line Margin (dB) Read Level Ant Factor Cable Loss Preamp Factor APos TPos Remark MHz dBuV/m dBuV/m dBuV dB/m dB dB cm deg 1 2437.00 97.14 ------ ------ 93.39 32.48 5.40 34.13 139 237 AVERAGE

Mode	21	
	Band Edge - R	
	2400-2483.5_802.11ax HE20_CH06_Partial_RU 52/37_2437MHz	
ANT	CDD 0+1	
Pol.	Vertical	Fundamental
Peak	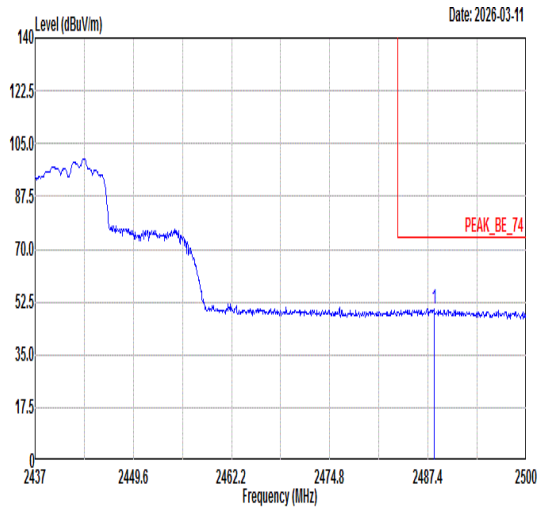 Freq Level Limit Line Margin (dB) Read Level Ant Factor Cable Loss Preamp Factor APos TPos Remark MHz dBuV/m dBuV/m dBuV dB/m dB dB cm deg 1 2488.16 50.17 74.00 -23.83 45.76 32.58 5.93 34.10 139 237 PEAK	Blank
Avg	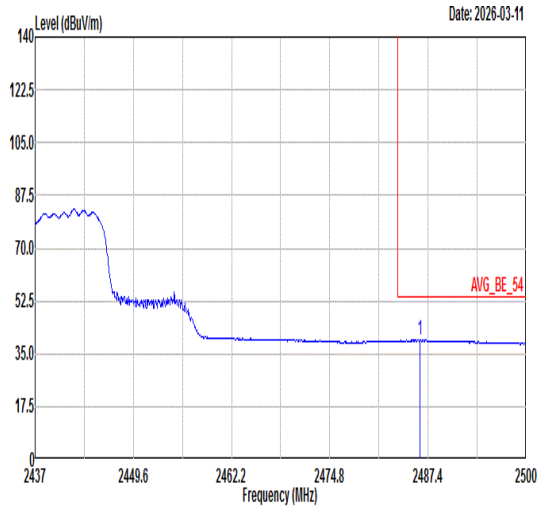 Freq Level Limit Line Margin (dB) Read Level Ant Factor Cable Loss Preamp Factor APos TPos Remark MHz dBuV/m dBuV/m dBuV dB/m dB dB cm deg 1 2486.33 39.54 54.00 -14.46 35.13 32.58 5.94 34.11 139 237 AVERAGE	Blank

Mode	22	
	Band Edge - L	
	2400-2483.5_802.11ax HE20_CH06_Partial_RU 106/53_2437MHz	
ANT	CDD 0+1	
Pol.	Horizontal	Fundamental
Peak	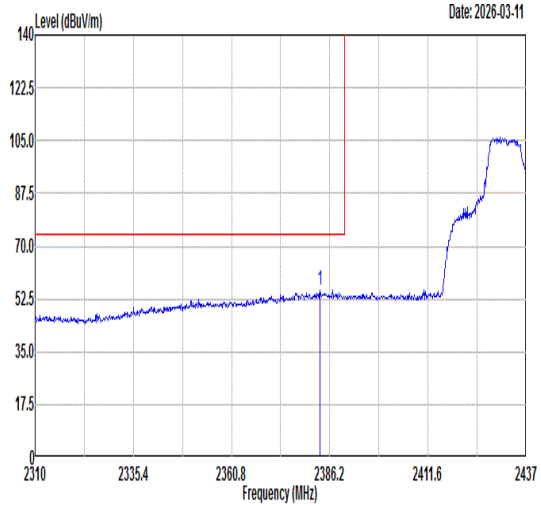 Freq Level Limit Line Margin (dB) Read Level Ant Factor Cable Loss Preamp Factor APos TPos Remark MHz dBuV/m dBuV/m dBuV dB/m dB dB cm deg 1 2383.66 55.26 74.00 -18.74 51.65 32.41 5.35 34.15 300 314 PEAK	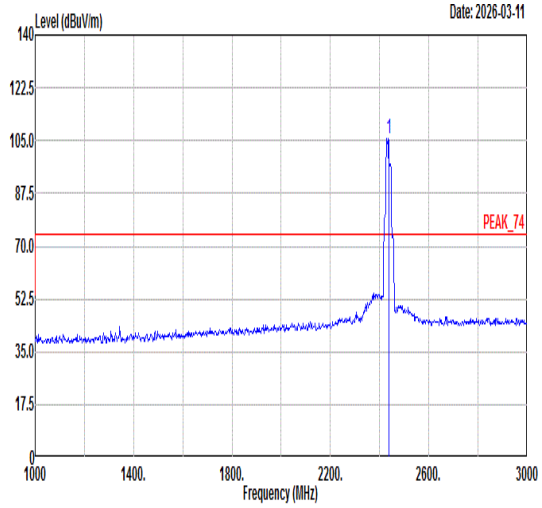 Freq Level Limit Line Margin (dB) Read Level Ant Factor Cable Loss Preamp Factor APos TPos Remark MHz dBuV/m dBuV/m dBuV dB/m dB dB cm deg 1 2437.00 105.43 ------ ------ 101.68 32.48 5.40 34.13 300 314 PEAK
Avg	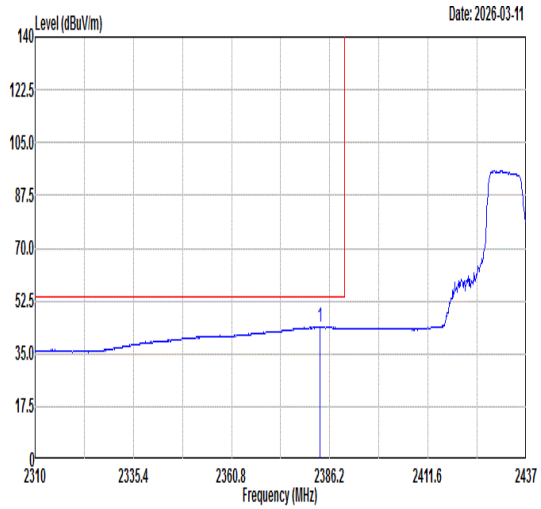 Freq Level Limit Line Margin (dB) Read Level Ant Factor Cable Loss Preamp Factor APos TPos Remark MHz dBuV/m dBuV/m dBuV dB/m dB dB cm deg 1 2383.66 43.88 54.00 -10.12 40.27 32.41 5.35 34.15 300 314 AVERAGE	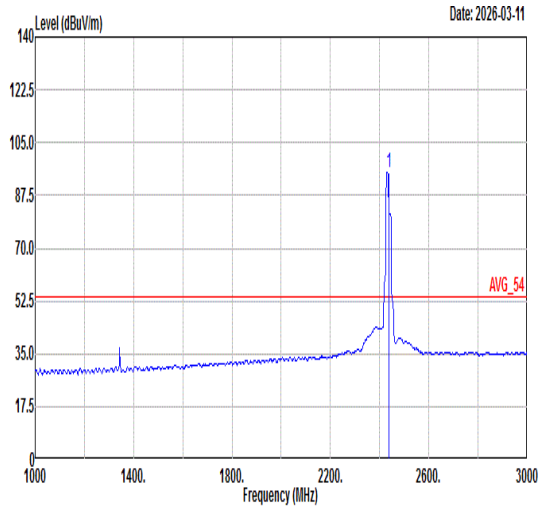 Freq Level Limit Line Margin (dB) Read Level Ant Factor Cable Loss Preamp Factor APos TPos Remark MHz dBuV/m dBuV/m dBuV dB/m dB dB cm deg 1 2437.00 95.29 ------ ------ 91.54 32.48 5.40 34.13 300 314 AVERAGE

Mode	22	
	Band Edge - R	
	2400-2483.5_802.11ax HE20_CH06_Partial_RU 106/53_2437MHz	
ANT	CDD 0+1	
Pol.	Horizontal	Fundamental
Peak	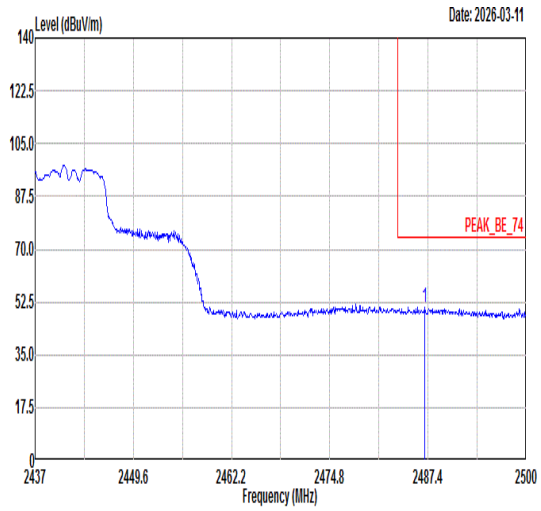 Freq Level Limit Line Margin (dB) Read Level Ant Factor Cable Loss Preamp Factor APos TPos Remark MHz dBuV/m dBuV/m dBuV dB/m dB dB cm deg 1 2487.02 50.63 74.00 -23.37 46.23 32.58 5.93 34.11 300 314 PEAK	Blank
Avg	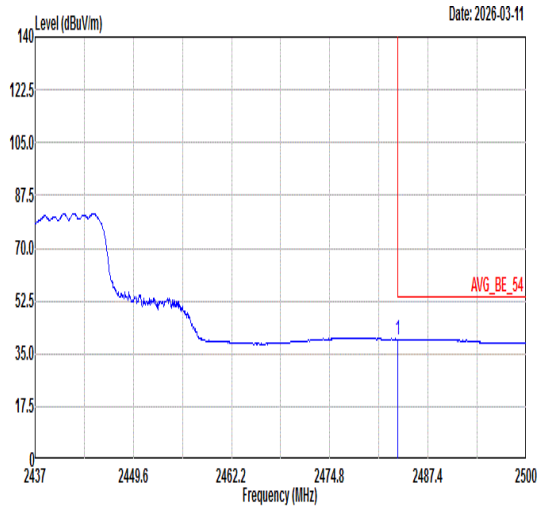 Freq Level Limit Line Margin (dB) Read Level Ant Factor Cable Loss Preamp Factor APos TPos Remark MHz dBuV/m dBuV/m dBuV dB/m dB dB cm deg 1 2483.56 39.85 54.00 -14.15 35.44 32.57 5.95 34.11 300 314 AVERAGE	Blank

Mode	22	
	Band Edge - L	
	2400-2483.5_802.11ax HE20_CH06_Partial_RU 106/53_2437MHz	
ANT	CDD 0+1	
Pol.	Vertical	Fundamental
Peak	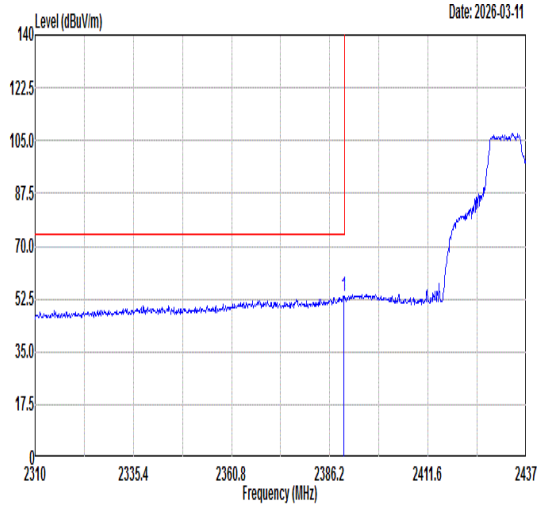 Freq Level Limit Line Margin (dB) Read Level Ant Factor Cable Loss Preamp Factor APos TPos Remark MHz dBuV/m dBuV/m dBuV dB/m dB dB cm deg 1 2389.76 53.50 74.00 -20.50 49.86 32.42 5.36 34.14 134 238 PEAK	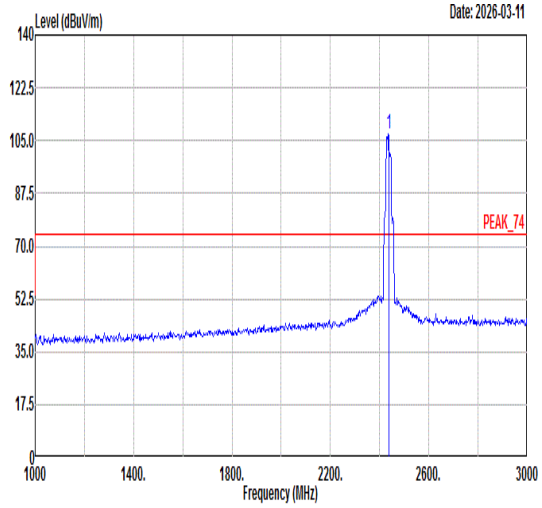 Freq Level Limit Line Margin (dB) Read Level Ant Factor Cable Loss Preamp Factor APos TPos Remark MHz dBuV/m dBuV/m dBuV dB/m dB dB cm deg 1 2437.00 107.18 ------ ------ 103.42 32.49 5.40 34.13 134 238 PEAK
Avg	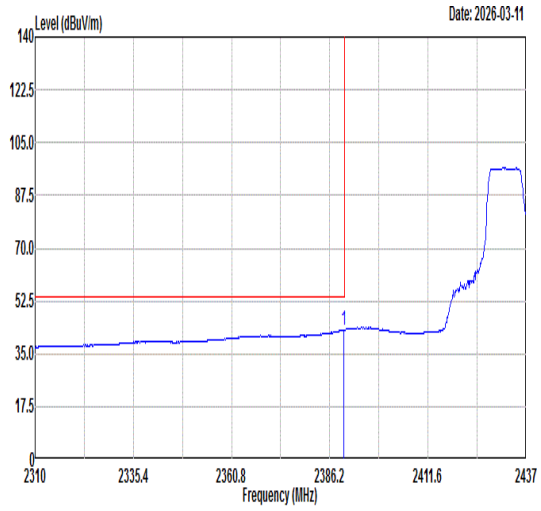 Freq Level Limit Line Margin (dB) Read Level Ant Factor Cable Loss Preamp Factor APos TPos Remark MHz dBuV/m dBuV/m dBuV dB/m dB dB cm deg 1 2389.88 42.77 54.00 -11.23 39.13 32.42 5.36 34.14 134 238 AVERAGE	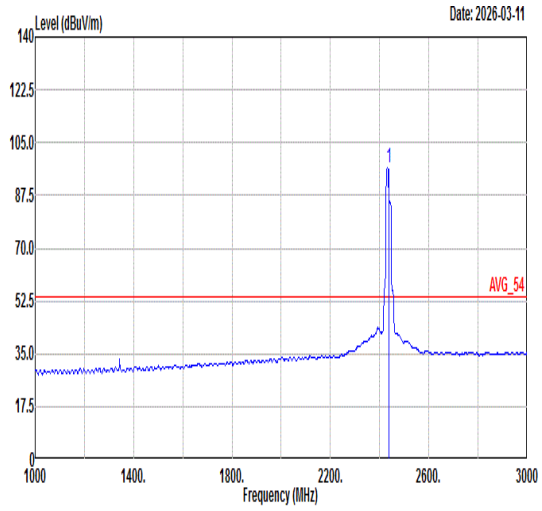 Freq Level Limit Line Margin (dB) Read Level Ant Factor Cable Loss Preamp Factor APos TPos Remark MHz dBuV/m dBuV/m dBuV dB/m dB dB cm deg 1 2437.00 96.44 ------ ------ 92.68 32.49 5.40 34.13 134 238 AVERAGE

Mode	22	
	Band Edge - R	
	2400-2483.5_802.11ax HE20_CH06_Partial_RU 106/53_2437MHz	
ANT	CDD 0+1	
Pol.	Vertical	Fundamental
Peak	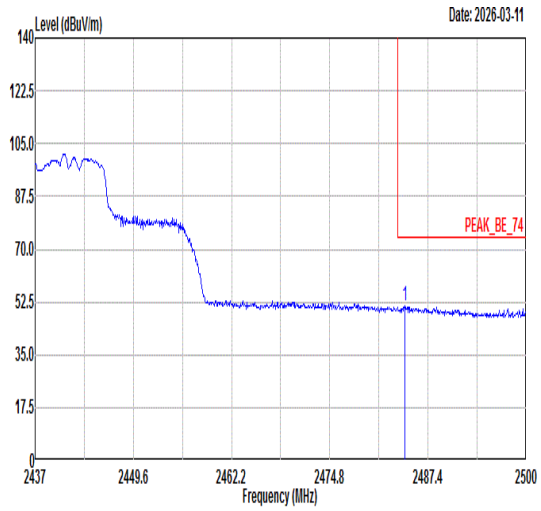 Freq Level Limit Line Margin (dB) Read Level Ant Factor Cable Loss Preamp Factor APos TPos Remark MHz dBuV/m dBuV/m dBuV dB/m dB dB cm deg 1 2484.44 51.27 74.00 -22.73 46.86 32.58 5.94 34.11 134 238 PEAK	Blank
Avg	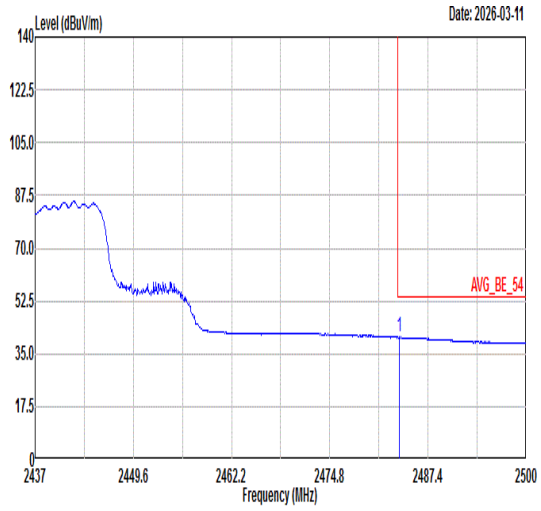 Freq Level Limit Line Margin (dB) Read Level Ant Factor Cable Loss Preamp Factor APos TPos Remark MHz dBuV/m dBuV/m dBuV dB/m dB dB cm deg 1 2483.68 40.49 54.00 -13.51 36.08 32.57 5.95 34.11 134 238 AVERAGE	Blank

Mode	23	
	Band Edge	
	2400-2483.5_802.11ax HE20_CH11_Partial_RU 26/8_2462MHz	
ANT	CDD 0+1	
Pol.	Horizontal	Fundamental
Peak	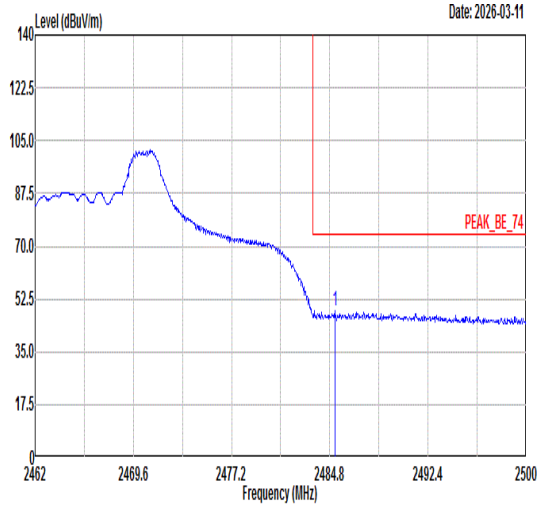 Freq Level Limit Line Margin (dB) Read Level Ant Factor Cable Loss Preamp Factor APos TPos Remark MHz dBuV/m dBuV/m dBuV dB/m dB dB cm deg 1 2485.18 48.61 74.00 -25.39 44.20 32.58 5.94 34.11 200 336 PEAK	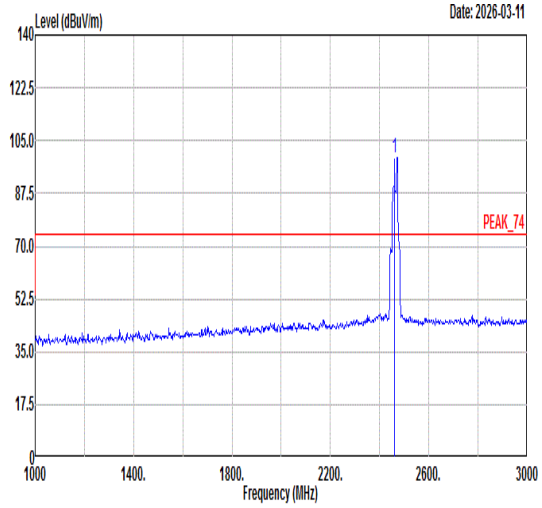 Freq Level Limit Line Margin (dB) Read Level Ant Factor Cable Loss Preamp Factor APos TPos Remark MHz dBuV/m dBuV/m dBuV dB/m dB dB cm deg 1 2462.00 99.36 ------ ------ 95.13 32.55 5.79 34.11 200 336 PEAK
Avg	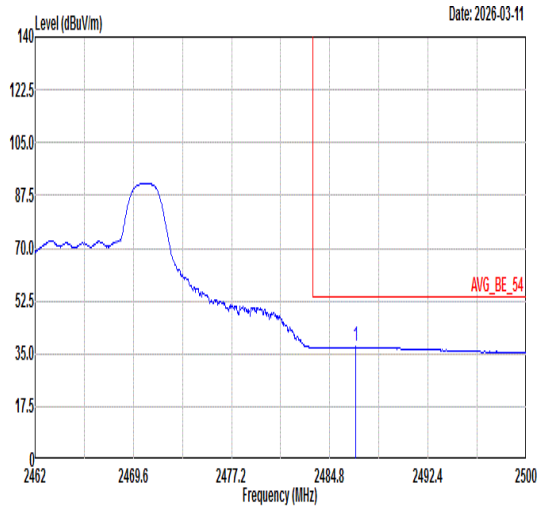 Freq Level Limit Line Margin (dB) Read Level Ant Factor Cable Loss Preamp Factor APos TPos Remark MHz dBuV/m dBuV/m dBuV dB/m dB dB cm deg 1 2486.81 37.26 54.00 -16.74 32.86 32.58 5.93 34.11 200 336 AVERAGE	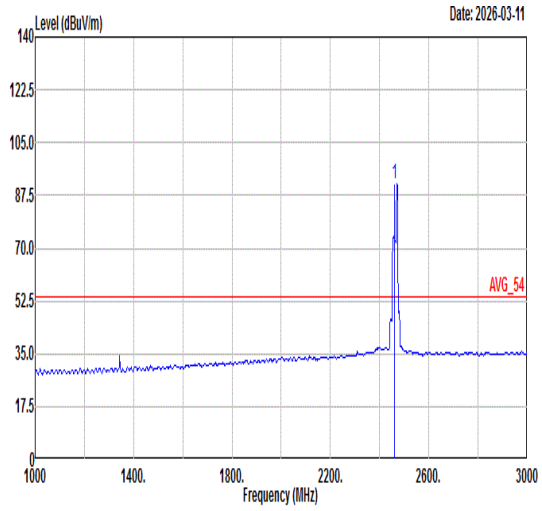 Freq Level Limit Line Margin (dB) Read Level Ant Factor Cable Loss Preamp Factor APos TPos Remark MHz dBuV/m dBuV/m dBuV dB/m dB dB cm deg 1 2462.00 91.17 ------ ------ 86.94 32.55 5.79 34.11 200 336 AVERAGE

Mode	23	
	Band Edge	
	2400-2483.5_802.11ax HE20_CH11_Partial_RU 26/8_2462MHz	
ANT	CDD 0+1	
Pol.	Vertical	Fundamental
Peak	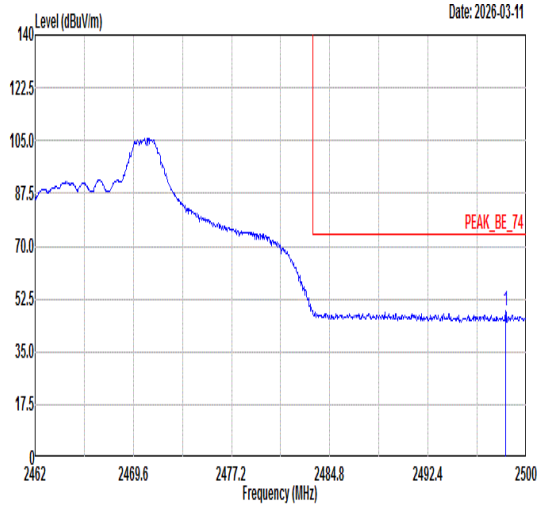 Freq Level Limit Line Margin (dB) Read Level Ant Factor Cable Loss Preamp Factor APos TPos Remark MHz dBuV/m dBuV/m dBuV dB/m dB dB cm deg 1 2498.40 48.62 74.00 -25.38 44.23 32.60 5.89 34.10 123 234 PEAK	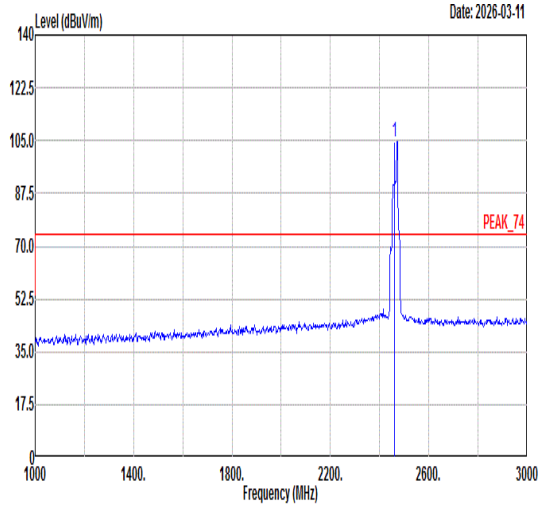 Freq Level Limit Line Margin (dB) Read Level Ant Factor Cable Loss Preamp Factor APos TPos Remark MHz dBuV/m dBuV/m dBuV dB/m dB dB cm deg 1 2462.00 104.64 ------ ------ 100.41 32.55 5.79 34.11 123 234 PEAK
Avg	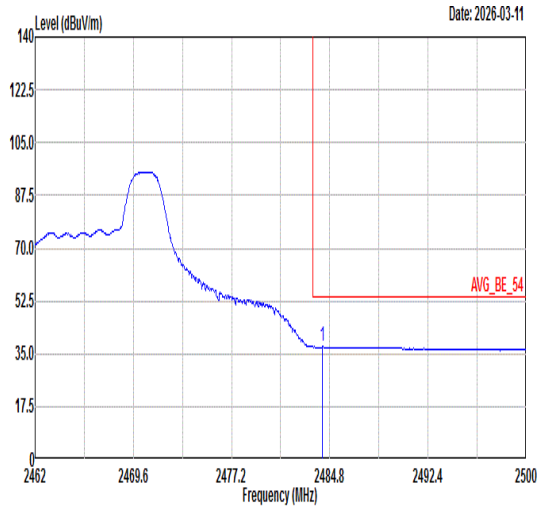 Freq Level Limit Line Margin (dB) Read Level Ant Factor Cable Loss Preamp Factor APos TPos Remark MHz dBuV/m dBuV/m dBuV dB/m dB dB cm deg 1 2484.23 37.36 54.00 -16.64 32.96 32.57 5.94 34.11 123 234 AVERAGE	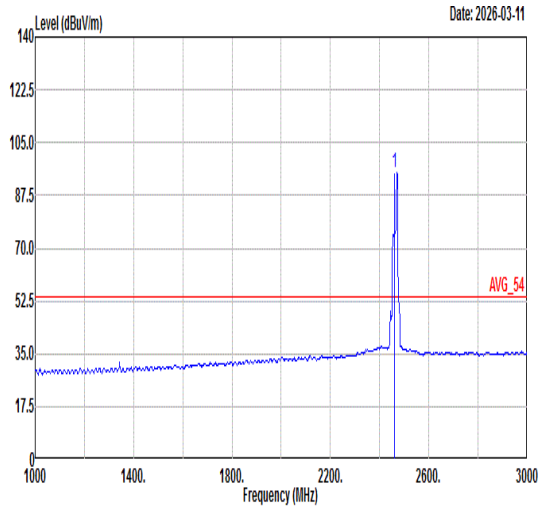 Freq Level Limit Line Margin (dB) Read Level Ant Factor Cable Loss Preamp Factor APos TPos Remark MHz dBuV/m dBuV/m dBuV dB/m dB dB cm deg 1 2462.00 95.02 ------ ------ 90.79 32.55 5.79 34.11 123 234 AVERAGE

Mode	24	
	Band Edge	
	2400-2483.5_802.11ax HE20_CH11_Partial_RU 52/40_2462MHz	
ANT	CDD 0+1	
Pol.	Horizontal	Fundamental
Peak	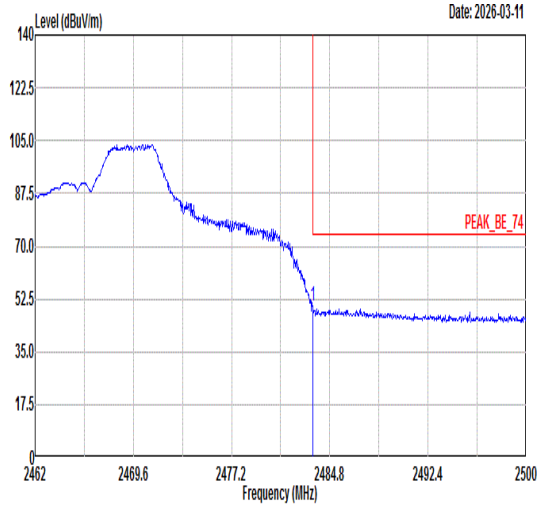 Freq Level Limit Line Margin (dB) Read Level Ant Factor Cable Loss Preamp Factor APos TPos Remark MHz dBuV/m dBuV/m dBuV dB/m dB dB cm deg 1 2483.51 50.34 74.00 -23.66 45.93 32.57 5.95 34.11 312 332 PEAK	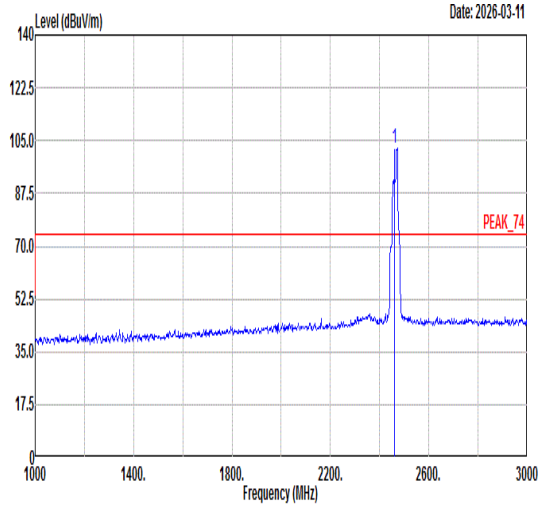 Freq Level Limit Line Margin (dB) Read Level Ant Factor Cable Loss Preamp Factor APos TPos Remark MHz dBuV/m dBuV/m dBuV dB/m dB dB cm deg 1 2462.00 102.53 ------ ------ 98.27 32.56 5.81 34.11 312 332 PEAK
Avg	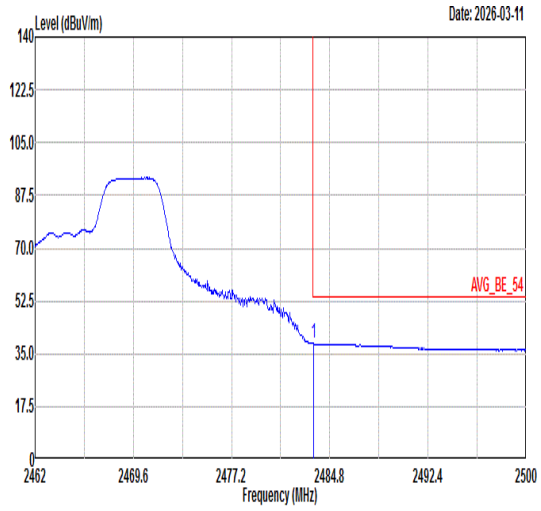 Freq Level Limit Line Margin (dB) Read Level Ant Factor Cable Loss Preamp Factor APos TPos Remark MHz dBuV/m dBuV/m dBuV dB/m dB dB cm deg 1 2483.55 38.35 54.00 -15.65 33.94 32.57 5.95 34.11 312 332 AVERAGE	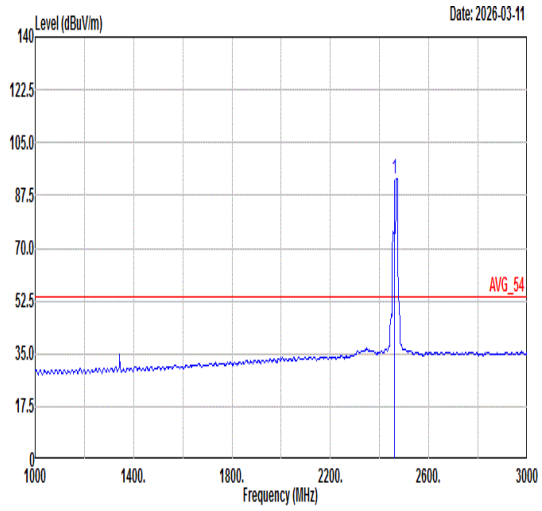 Freq Level Limit Line Margin (dB) Read Level Ant Factor Cable Loss Preamp Factor APos TPos Remark MHz dBuV/m dBuV/m dBuV dB/m dB dB cm deg 1 2462.00 93.06 ------ ------ 88.83 32.55 5.79 34.11 312 332 AVERAGE

Mode	24	
	Band Edge	
	2400-2483.5_802.11ax HE20_CH11_Partial_RU 52/40_2462MHz	
ANT	CDD 0+1	
Pol.	Vertical	Fundamental
Peak	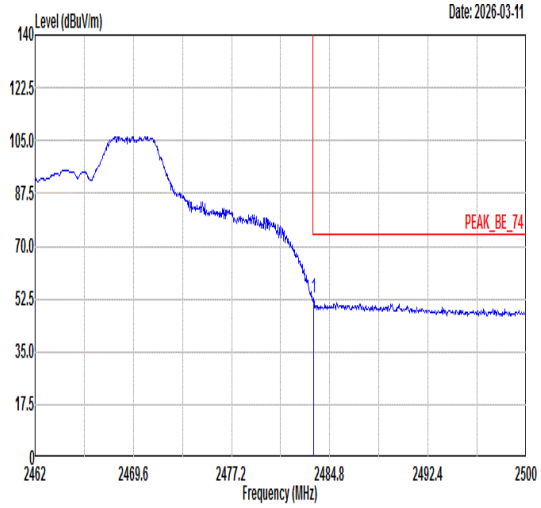 Freq Level Limit Line Margin (dB) Read Level Ant Factor Cable Loss Preamp Factor APos TPos Remark MHz dBuV/m dBuV/m dBuV dB/m dB dB cm deg 1 2483.55 52.83 74.00 -21.17 48.42 32.57 5.95 34.11 103 220 PEAK	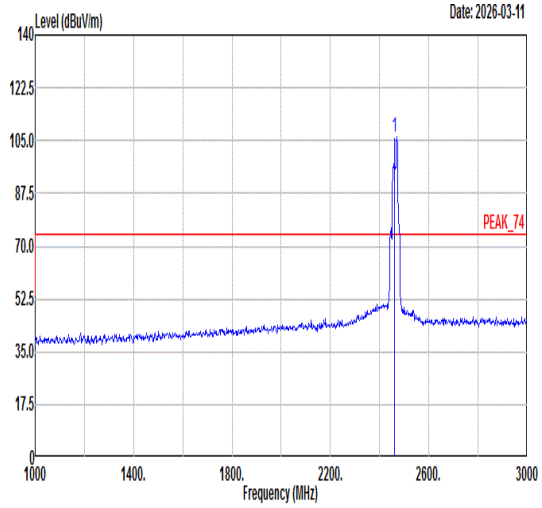 Freq Level Limit Line Margin (dB) Read Level Ant Factor Cable Loss Preamp Factor APos TPos Remark MHz dBuV/m dBuV/m dBuV dB/m dB dB cm deg 1 2462.00 106.31 ------ ------ 102.08 32.55 5.79 34.11 103 220 PEAK
Avg	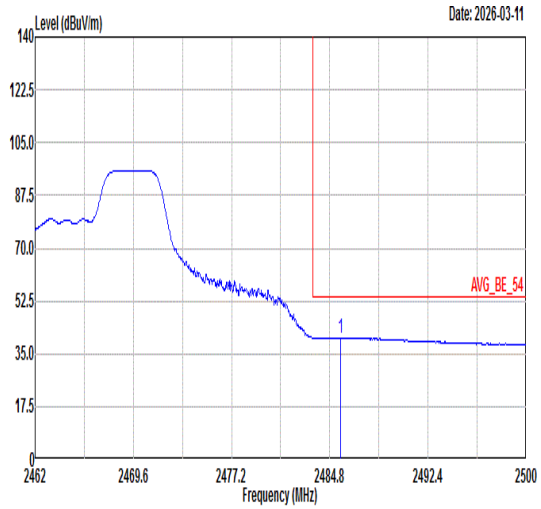 Freq Level Limit Line Margin (dB) Read Level Ant Factor Cable Loss Preamp Factor APos TPos Remark MHz dBuV/m dBuV/m dBuV dB/m dB dB cm deg 1 2485.64 40.35 54.00 -13.65 35.94 32.58 5.94 34.11 103 220 AVERAGE	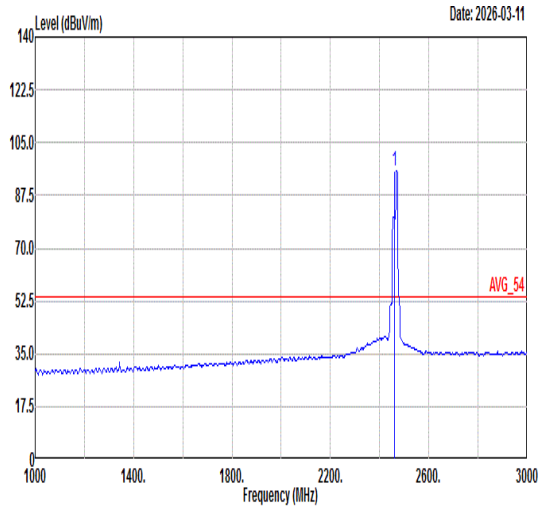 Freq Level Limit Line Margin (dB) Read Level Ant Factor Cable Loss Preamp Factor APos TPos Remark MHz dBuV/m dBuV/m dBuV dB/m dB dB cm deg 1 2462.00 95.59 ------ ------ 91.36 32.55 5.79 34.11 103 220 AVERAGE

Mode	25	
	Band Edge	
	2400-2483.5_802.11ax HE20_CH11_Partial_RU 106/53_2462MHz	
ANT	CDD 0+1	
Pol.	Horizontal	Fundamental
Peak	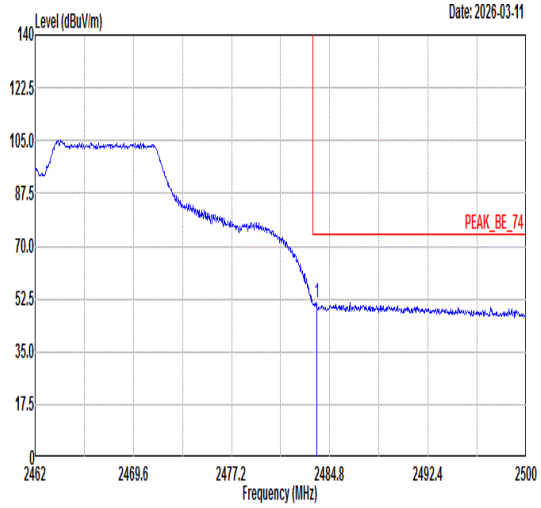 Freq Level Limit Line Margin (dB) Read Level Ant Factor Cable Loss Preamp Factor APos TPos Remark MHz dBuV/m dBuV/m dBuV dB/m dB dB cm deg 1 2483.77 51.23 74.00 -22.77 46.82 32.57 5.95 34.11 100 322 PEAK	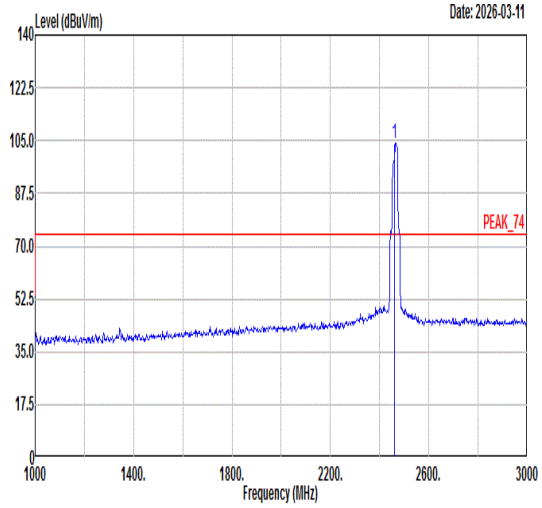 Freq Level Limit Line Margin (dB) Read Level Ant Factor Cable Loss Preamp Factor APos TPos Remark MHz dBuV/m dBuV/m dBuV dB/m dB dB cm deg 1 2462.00 104.31 ------ ------ 100.18 32.54 5.70 34.11 100 322 PEAK
Avg	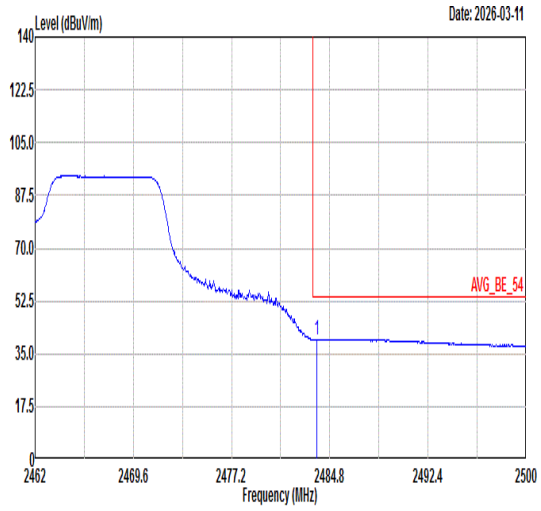 Freq Level Limit Line Margin (dB) Read Level Ant Factor Cable Loss Preamp Factor APos TPos Remark MHz dBuV/m dBuV/m dBuV dB/m dB dB cm deg 1 2483.81 39.86 54.00 -14.14 35.45 32.57 5.95 34.11 100 322 AVERAGE	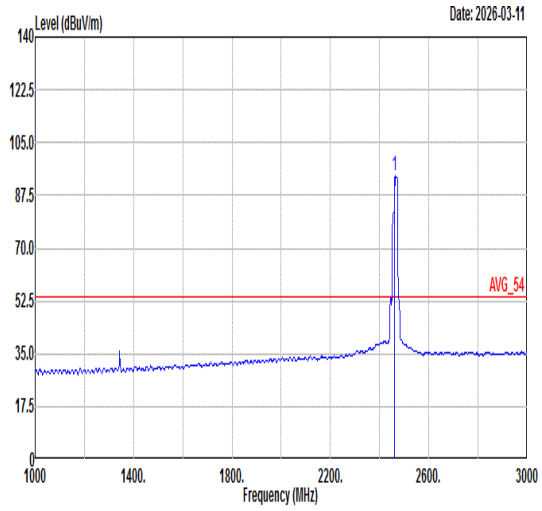 Freq Level Limit Line Margin (dB) Read Level Ant Factor Cable Loss Preamp Factor APos TPos Remark MHz dBuV/m dBuV/m dBuV dB/m dB dB cm deg 1 2462.00 93.82 ------ ------ 89.69 32.54 5.70 34.11 100 322 AVERAGE

Mode	25	
	Band Edge	
	2400-2483.5_802.11ax HE20_CH11_Partial_RU 106/53_2462MHz	
ANT	CDD 0+1	
Pol.	Vertical	Fundamental
Peak	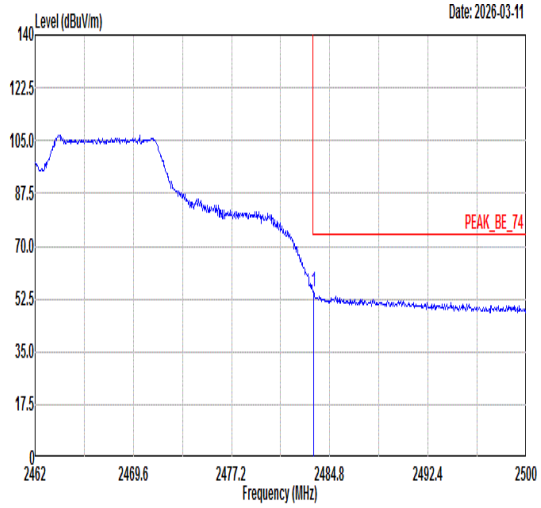 Freq Level Limit Line Margin (dB) Read Level Ant Factor Cable Loss Preamp Factor APos TPos Remark MHz dBuV/m dBuV/m dBuV dB/m dB dB cm deg 1 2483.55 55.14 74.00 -18.86 50.73 32.57 5.95 34.11 103 220 PEAK	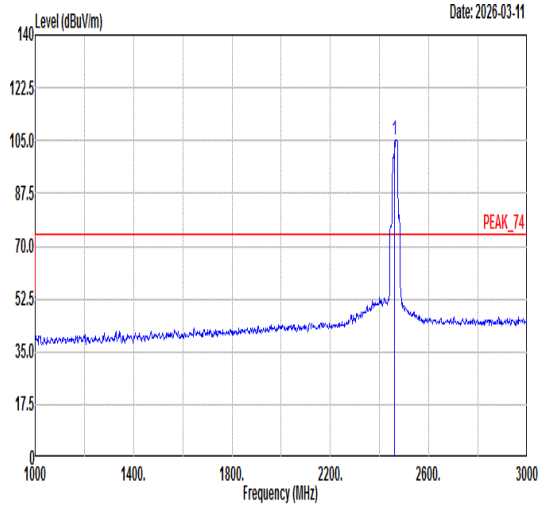 Freq Level Limit Line Margin (dB) Read Level Ant Factor Cable Loss Preamp Factor APos TPos Remark MHz dBuV/m dBuV/m dBuV dB/m dB dB cm deg 1 2462.00 105.37 ------ ------ 101.20 32.55 5.73 34.11 103 220 PEAK
Avg	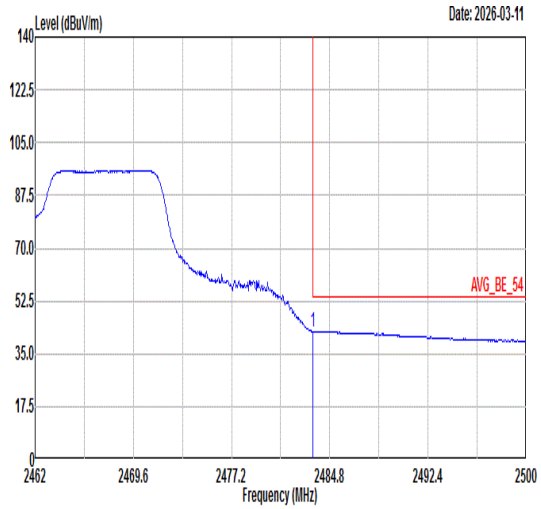 Freq Level Limit Line Margin (dB) Read Level Ant Factor Cable Loss Preamp Factor APos TPos Remark MHz dBuV/m dBuV/m dBuV dB/m dB dB cm deg 1 2483.51 42.40 54.00 -11.60 37.99 32.57 5.95 34.11 103 220 AVERAGE	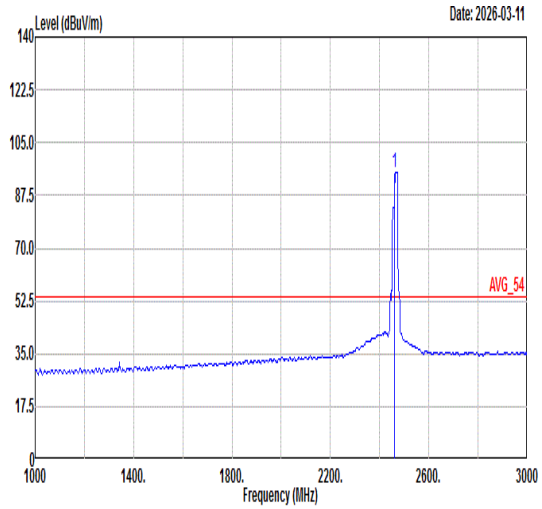 Freq Level Limit Line Margin (dB) Read Level Ant Factor Cable Loss Preamp Factor APos TPos Remark MHz dBuV/m dBuV/m dBuV dB/m dB dB cm deg 1 2462.00 95.33 ------ ------ 91.20 32.54 5.70 34.11 103 220 AVERAGE

Mode	26	
	Band Edge	
	2400-2483.5_802.11ax HE20_CH12_Partial_RU 26/8_2467MHz	
ANT	CDD 0+1	
Pol.	Horizontal	Fundamental
Peak	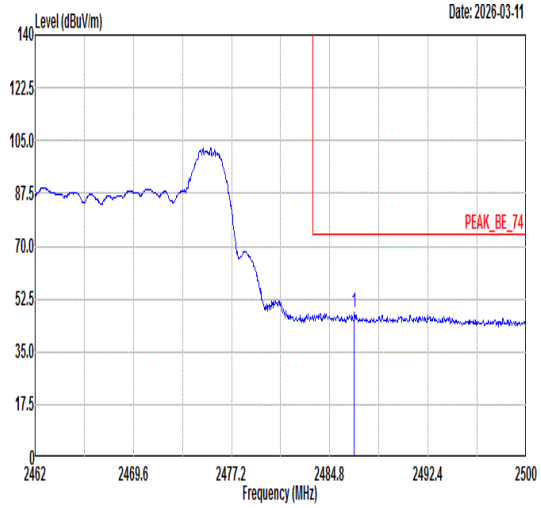 Freq Level Limit Line Margin (dB) Read Level Ant Factor Cable Loss Preamp Factor APos TPos Remark MHz dBuV/m dBuV/m dBuV dB/m dB dB cm deg 1 2486.70 48.05 74.00 -25.95 43.65 32.58 5.93 34.11 100 322 PEAK	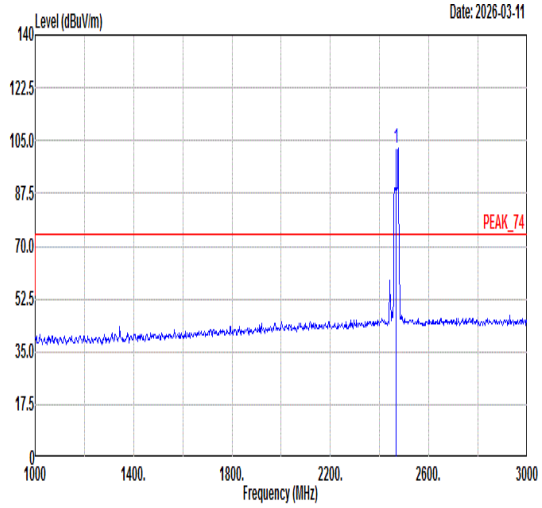 Freq Level Limit Line Margin (dB) Read Level Ant Factor Cable Loss Preamp Factor APos TPos Remark MHz dBuV/m dBuV/m dBuV dB/m dB dB cm deg 1 2467.00 102.51 ------ ------ 98.19 32.56 5.87 34.11 100 322 PEAK
Avg	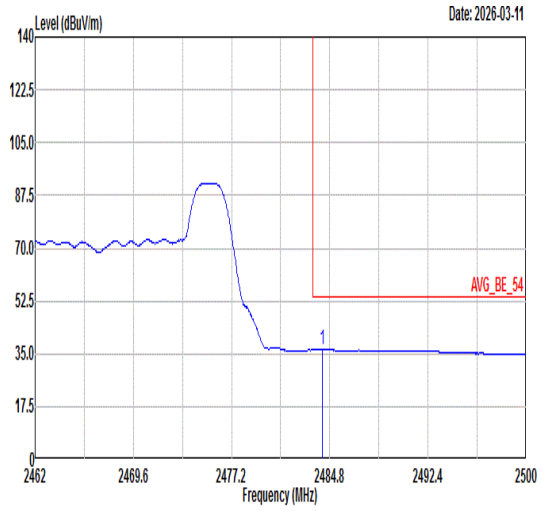 Freq Level Limit Line Margin (dB) Read Level Ant Factor Cable Loss Preamp Factor APos TPos Remark MHz dBuV/m dBuV/m dBuV dB/m dB dB cm deg 1 2484.23 36.50 54.00 -17.50 32.10 32.57 5.94 34.11 100 322 AVERAGE	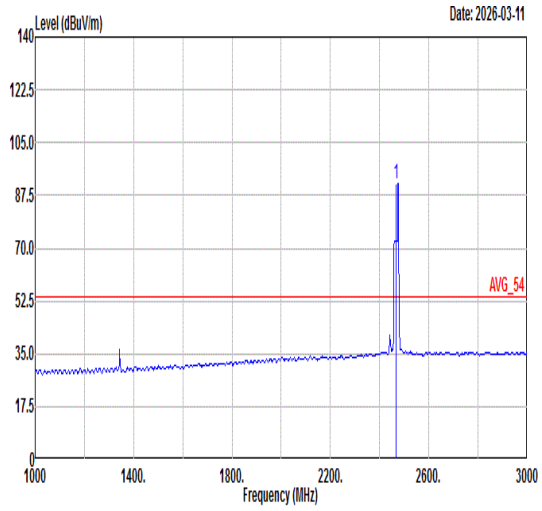 Freq Level Limit Line Margin (dB) Read Level Ant Factor Cable Loss Preamp Factor APos TPos Remark MHz dBuV/m dBuV/m dBuV dB/m dB dB cm deg 1 2467.00 91.46 ------ ------ 87.14 32.56 5.87 34.11 100 322 AVERAGE

Mode	26	
	Band Edge	
	2400-2483.5_802.11ax HE20_CH12_Partial_RU 26/8_2467MHz	
ANT	CDD 0+1	
Pol.	Vertical	Fundamental
Peak	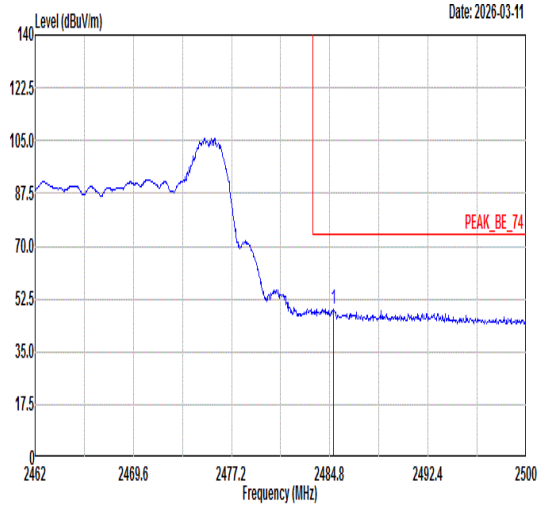 Freq Level Limit Line Margin (dB) Read Level Ant Factor Cable Loss Preamp Factor APos TPos Remark MHz dBuV/m dBuV/m dBuV dB/m dB dB cm deg 1 2485.10 49.33 74.00 -24.67 44.92 32.58 5.94 34.11 123 217 PEAK	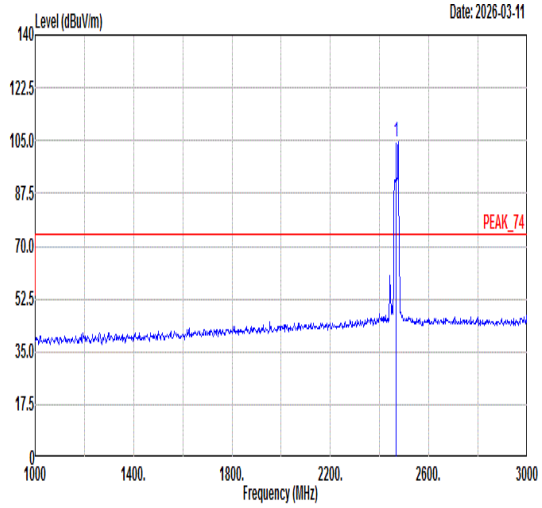 Freq Level Limit Line Margin (dB) Read Level Ant Factor Cable Loss Preamp Factor APos TPos Remark MHz dBuV/m dBuV/m dBuV dB/m dB dB cm deg 1 2467.00 104.85 ------ ------ 100.53 32.56 5.87 34.11 123 217 PEAK
Avg	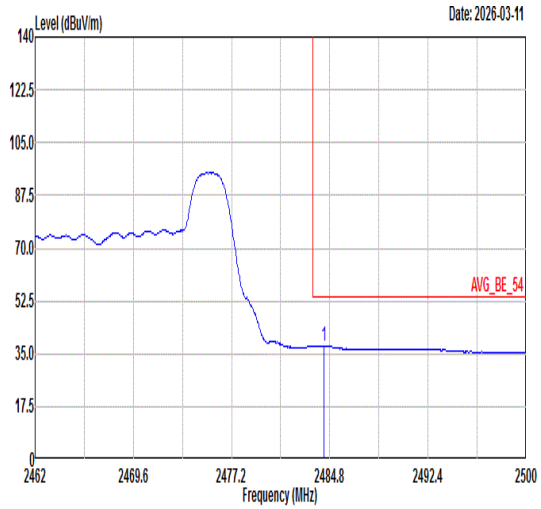 Freq Level Limit Line Margin (dB) Read Level Ant Factor Cable Loss Preamp Factor APos TPos Remark MHz dBuV/m dBuV/m dBuV dB/m dB dB cm deg 1 2484.34 37.57 54.00 -16.43 33.17 32.57 5.94 34.11 123 217 AVERAGE	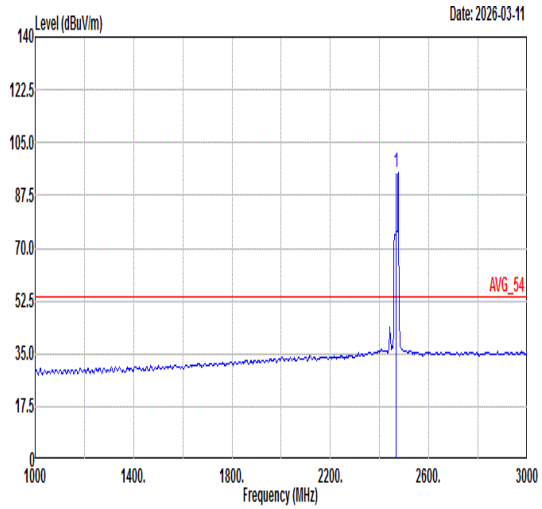 Freq Level Limit Line Margin (dB) Read Level Ant Factor Cable Loss Preamp Factor APos TPos Remark MHz dBuV/m dBuV/m dBuV dB/m dB dB cm deg 1 2467.00 94.88 ------ ------ 90.56 32.56 5.87 34.11 123 217 AVERAGE

Mode	27	
	Band Edge	
	2400-2483.5_802.11ax HE20_CH12_Partial_RU 52/40_2467MHz	
ANT	CDD 0+1	
Pol.	Horizontal	Fundamental
Peak	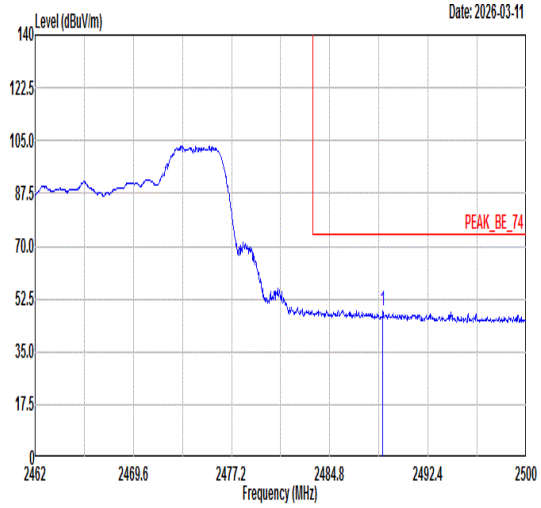 Freq Level Limit Line Margin (dB) Read Level Ant Factor Cable Loss Preamp Factor APos TPos Remark MHz dBuV/m dBuV/m dBuV dB/m dB dB cm deg 1 2488.90 48.84 74.00 -25.16 44.43 32.58 5.93 34.10 312 323 PEAK	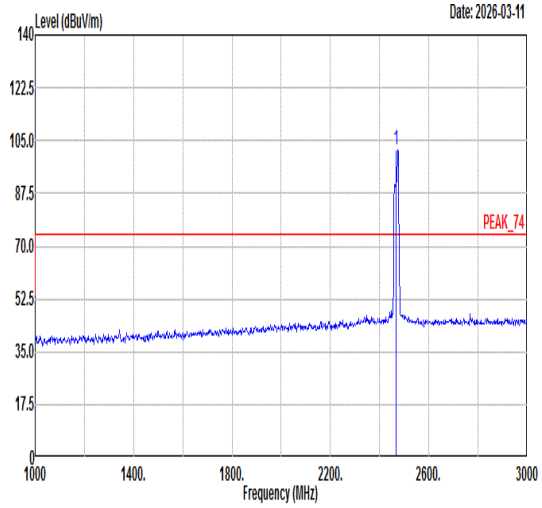 Freq Level Limit Line Margin (dB) Read Level Ant Factor Cable Loss Preamp Factor APos TPos Remark MHz dBuV/m dBuV/m dBuV dB/m dB dB cm deg 1 2467.00 102.02 ------ ------ 97.73 32.56 5.84 34.11 312 323 PEAK
Avg	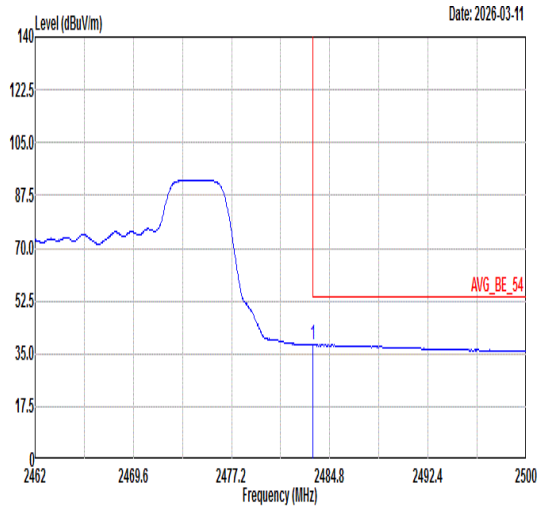 Freq Level Limit Line Margin (dB) Read Level Ant Factor Cable Loss Preamp Factor APos TPos Remark MHz dBuV/m dBuV/m dBuV dB/m dB dB cm deg 1 2483.51 37.95 54.00 -16.05 33.54 32.57 5.95 34.11 312 323 AVERAGE	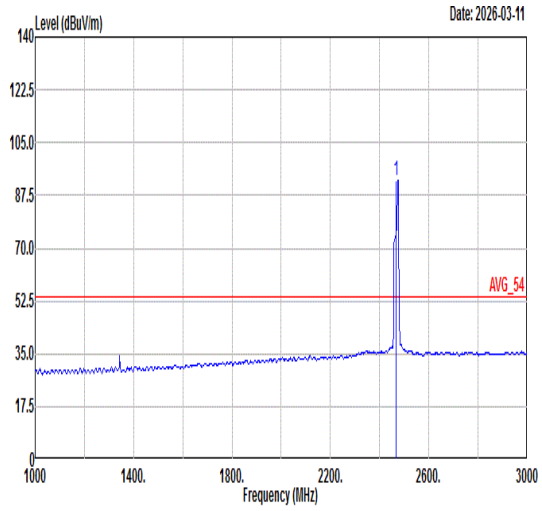 Freq Level Limit Line Margin (dB) Read Level Ant Factor Cable Loss Preamp Factor APos TPos Remark MHz dBuV/m dBuV/m dBuV dB/m dB dB cm deg 1 2467.00 92.35 ------ ------ 88.06 32.56 5.84 34.11 312 323 AVERAGE