CFR 47 FCC PART 15 SUBPART C

TEST REPORT

For

Electronic Display Device

MODEL NUMBER: Z4P32D

REPORT NUMBER: 4792227692-1-RF-2

ISSUE DATE: June 6, 2026

FCC ID: 2A4DH-7844

Prepared for

Amazon.com Services LLC
410 Terry Avenue N, Seattle, Washington, 98109 United States

Prepared by

UL Verification Services (Guangzhou) Co., Ltd, Song Shan Lake Branch
Room 101, Building 2, No.4, Information Road, Songshan Lake, Dongguan, Guangdong, China

Tel: +86 769 22038881
Fax: +86 769 33244054
Website: www.ul.com

The results reported herein have been performed in accordance with the laboratory's terms of accreditation. This report shall not be reproduced except in full without the written approval of the Laboratory. The results in this report apply to the test sample(s) mentioned above at the time of the testing period only and are not to be used to indicate applicability to other similar products.

Revision History

Rev.	Issue Date	Revisions	Revised By
V0	June 6, 2026	Initial Issue	

This report shall not be reproduced except in full, without the written approval of UL Verification Services (Guangzhou) Co., Ltd, Song Shan Lake Branch.

Summary of Test Results

Test Item	Clause	Limit/Requirement	Result
Conducted Output Power	ANSI C63.10-2020, Clause 11.9.1.2	FCC Part 15.247 (b)(3)	Pass
6dB Bandwidth and 99% Occupied Bandwidth	ANSI C63.10-2020, Clause 11.8.1	FCC Part 15.247 (a)(2)	Pass
Power Spectral Density	ANSI C63.10-2020, Clause 11.10.2	FCC Part 15.247 (e)	Pass
Conducted Band edge and spurious emission	ANSI C63.10-2020, Clause 11.11	FCC Part 15.247(d)	Pass
Radiated Band edge and Spurious Emission	ANSI C63.10-2020, Clause 11.12	FCC Part 15.247 (d) FCC Part 15.205/15.209	Pass
Duty Cycle	ANSI C63.10-2020, Clause 11.6	None; for reporting purposes only.	Pass
Antenna Requirement	N/A	FCC Part 15.203/15.247 (c)	Pass
AC Power Line Conducted Emission	ANSI C63.10-2020, Clause 6.2	FCC Part 15.207	Pass

Note:
1. For FCC, ANSI C63.10-2020 + Cor.1-2023 + C63.10a-2024 + Errata to C63.10a-2024 is also considered for the corresponding test item which is needed.

*This test report is only published to and used by the applicant, and it is not for evidence purpose in China.
*The measurement result for the sample received is <Pass> according to <FCC 47 CFR PART 15 SUBPART C> when <Simple Acceptance> decision rule is applied. Decision rule for statement of conformity: The measurement uncertainty is not taken into account for statement of conformity.

This report shall not be reproduced except in full, without the written approval of UL Verification Services (Guangzhou) Co., Ltd, Song Shan Lake Branch.

CONTENTS

1. ATTESTATION OF TEST RESULTS 6

2. TEST METHODOLOGY 7

3. FACILITIES AND ACCREDITATION 7

4. CALIBRATION AND UNCERTAINTY 8

4.1. MEASURING INSTRUMENT CALIBRATION 8

4.2. MEASUREMENT UNCERTAINTY 8

5. EQUIPMENT UNDER TEST 9

5.1. DESCRIPTION OF EUT 9

5.2. CHANNEL LIST 9

5.3. MAXIMUM POWER 10

5.4. TEST CHANNEL CONFIGURATION 10

5.5. THE WORSE CASE POWER SETTING PARAMETER 10

5.6. DESCRIPTION OF AVAILABLE ANTENNAS 10

5.7. SUPPORT UNITS FOR SYSTEM TEST 11

6. MEASURING EQUIPMENT AND SOFTWARE USED 12

7. ANTENNA PORT TEST RESULTS 15

7.1. CONDUCTED OUTPUT POWER 15

7.2. 6DB BANDWIDTH AND 99% OCCUPIED BANDWIDTH 16

7.3. POWER SPECTRAL DENSITY 18

7.4. CONDUCTED BAND EDGE AND SPURIOUS EMISSION 19

7.5. DUTY CYCLE 21

8. RADIATED TEST RESULTS 22

8.1. RESTRICTED BANDEDGE 30

8.2. SPURIOUS EMISSIONS(1 GHZ~3 GHZ) 40

8.3. SPURIOUS EMISSIONS(3 GHZ~18 GHZ) 46

8.4. SPURIOUS EMISSIONS(9 KHZ~30 MHZ) 58

8.5. SPURIOUS EMISSIONS(18 GHZ~26 GHZ) 61

8.6. SPURIOUS EMISSIONS(30 MHZ~1 GHZ) 63

9. ANTENNA REQUIREMENT 65

10. AC POWER LINE CONDUCTED EMISSION 66

11. TEST DATA 70

This report shall not be reproduced except in full, without the written approval of UL Verification Services (Guangzhou) Co., Ltd, Song Shan Lake Branch.

11.1. APPENDIX A: DTS BANDWIDTH 70
11.1.1. Test Result 70
11.1.2. Test Graphs 71
11.2. APPENDIX B: OCCUPIED CHANNEL BANDWIDTH 73
11.2.1. Test Result 73
11.2.2. Test Graphs 74
11.3. APPENDIX C: MAXIMUM CONDUCTED OUTPUT POWER 76
11.3.1. Test Result 76
11.4. APPENDIX D: MAXIMUM POWER SPECTRAL DENSITY 77
11.4.1. Test Result 77
11.4.2. Test Graphs 78
11.5. APPENDIX E: BAND EDGE MEASUREMENTS 80
11.5.1. Test Result 80
11.5.2. Test Graphs 81
11.6. APPENDIX F: CONDUCTED SPURIOUS EMISSION 83
11.6.1. Test Result 83
11.6.2. Test Graphs 84
11.7. APPENDIX G: DUTY CYCLE 90
11.7.1. Test Result 90
11.7.2. Test Graphs 91

END OF REPORT 91

This report shall not be reproduced except in full, without the written approval of UL Verification Services (Guangzhou) Co., Ltd, Song Shan Lake Branch.

1. ATTESTATION OF TEST RESULTS

Applicant Information

Company Name:	Amazon.com Services LLC
Address:	410 Terry Avenue N, Seattle, Washington, 98109 United States

Manufacturer Information

Company Name:	Amazon.com Services LLC
Address:	410 Terry Avenue N, Seattle, Washington, 98109 United States

EUT Information

EUT Name:	Electronic Display Device
Model:	Z4P32D
Series Model:	See section 5.1
Model Difference:	See section 5.1
Brand:	Amazon
Sample Received Date:	April 22, 2026
Sample Status:	Normal
Sample ID:	9671016
Date of Tested:	April 22, 2026 to June 5, 2026

APPLICABLE STANDARDS	
STANDARD	**TEST RESULTS**
FCC 47 CFR PART 15 SUBPART C	**Pass**

Prepared By:

James Qin

Senior Project Engineer

Checked By:

Kebo Zhang

Operations Leader

Approved By:

Stephen Guo

Operations Manager

This report shall not be reproduced except in full, without the written approval of UL Verification Services (Guangzhou) Co., Ltd, Song Shan Lake Branch.

2. TEST METHODOLOGY

All tests were performed in accordance with the standard FCC 47 CFR PART 15 SUBPART C, KDB 558074 D01 15.247 Meas Guidance v05r02, 414788 D01 Radiated Test Site v01r01, FCC 47 CFR Part 2, ANSI C63.10-2020, ANSI C63.10-2020 + Cor.1-2023.

3. FACILITIES AND ACCREDITATION

Accreditation Certificate	**A2LA (Certificate No.: 4102.01)** UL Verification Services (Guangzhou) Co., Ltd. Song Shan Lake Branch. has been assessed and proved to be in compliance with A2LA. **FCC (FCC Designation No.: CN1187)** UL Verification Services (Guangzhou) Co., Ltd. Song Shan Lake Branch. Has been recognized to perform compliance testing on equipment subject to the Commission's Declaration of Conformity (DoC) and Certification rules. **ISED (Company No.: 21320)** UL Verification Services (Guangzhou) Co., Ltd. Song Shan Lake Branch. has been registered and fully described in a report filed with ISED. The Company Number is 21320 and the test lab Conformity Assessment Body Identifier (CABID) is CN0046. **VCCI (Registration No.: C-20202, G-20240, R-20248 and T-20202)** UL Verification Services (Guangzhou) Co., Ltd. Song Shan Lake Branch. has been assessed and proved to be in compliance with VCCI, the Membership No. is 3793. Facility Name: Chamber E, the VCCI registration No. is G-20240 and R-20248 Shielding Room F, the VCCI registration No. is C-20202 and T-20202

Note 1:
All tests measurement facilities use to collect the measurement data are located at Room 101, Building 2, No.4, Information Road, Songshan Lake, Dongguan, Guangdong, China.

Note 2:
The test anechoic chamber in UL Verification Services (Guangzhou) Co., Ltd.
Song Shan Lake Branch had been calibrated and compared to the open field sites and the test anechoic chamber is shown to be equivalent to or worst case from the open field site.

Note 3:
For below 30 MHz, lab had performed measurements at test anechoic chamber and comparing to measurements obtained on an open field site. And these measurements below 30 MHz had been correlated to measurements performed on an OFS.

This report shall not be reproduced except in full, without the written approval of UL Verification Services (Guangzhou) Co., Ltd, Song Shan Lake Branch.

4. CALIBRATION AND UNCERTAINTY

4.1. MEASURING INSTRUMENT CALIBRATION

The measuring equipment utilized to perform the tests documented in this report has been calibrated in accordance with the manufacturer's recommendations and is traceable to recognized national standards.

4.2. MEASUREMENT UNCERTAINTY

Where relevant, the following measurement uncertainty levels have been estimated for tests performed on the apparatus:

Test Item	Uncertainty
Conduction emission	3.62 dB
Radiated Emission (Included Fundamental Emission) (9 kHz ~ 30 MHz)	4.36 dB
Radiated Emission (Included Fundamental Emission) (30 MHz ~ 1 GHz)	4.47 dB
Radiated Emission (Included Fundamental Emission) (1 GHz to 26 GHz)	5.65 dB (1 GHz ~ 18 GHz)
	4.73 dB (18 GHz ~ 26 GHz)
Duty Cycle	±0.028%
DTS and 99% Occupied Bandwidth	±0.0196%
Maximum Conducted Output Power	±0.686 dB
Maximum Power Spectral Density Level	±0.743 dB
Conducted Band-edge Compliance	±1.328 dB
Conducted Unwanted Emissions In Non-restricted Frequency Bands	±0.746 dB (9 kHz ~ 1 GHz)
	±1.328dB (1 GHz ~ 26 GHz)
Note: This uncertainty represents an expanded uncertainty expressed at approximately the 95% confidence level using a coverage factor of k=2.	

Remark: For Radiated Emission measurements (200 MHz - 18 GHz), the EUT support table is made of Expanded Polystyrene (EPS). This material is characterized by a low dielectric constant, as recognized in CISPR 16-1-4, to minimize its influence on field strength measurements. This influence has been considered in the uncertainty budget.

This report shall not be reproduced except in full, without the written approval of UL Verification Services (Guangzhou) Co., Ltd, Song Shan Lake Branch.

5. EQUIPMENT UNDER TEST

5.1. DESCRIPTION OF EUT

EUT Name	Electronic Display Device
Series Model:	T3R8L5
Model Difference:	Z4P32D, T3R8L5 have the same technical construction including circuit diagram, PCB Layout, components and component layout, all electrical construction and mechanical construction are identical. The difference lies only in the model number and display. Z4P32D: monochrome display T3R8L5: color display All these changes do not degrade the unwanted emissions of the certified product.

Frequency Range:	2402 MHz to 2480 MHz
Type of Modulation:	GFSK
Data Rate:	1Mbps/2Mbps
Normal Test Voltage:	120 Vac, 60 Hz

5.2. CHANNEL LIST

Channel	Frequency (MHz)	Channel	Frequency (MHz)	Channel	Frequency (MHz)	Channel	Frequency (MHz)
0	2402	11	2424	22	2446	33	2468
1	2404	12	2426	23	2448	34	2470
2	2406	13	2428	24	2450	35	2472
3	2408	14	2430	25	2452	36	2474
4	2410	15	2432	26	2454	37	2476
5	2412	16	2434	27	2456	38	2478
6	2414	17	2436	28	2458	39	2480
7	2416	18	2438	29	2460	/	/
8	2418	19	2440	30	2462	/	/
9	2420	20	2442	31	2464	/	/
10	2422	21	2444	32	2466	/	/

This report shall not be reproduced except in full, without the written approval of UL Verification Services (Guangzhou) Co., Ltd, Song Shan Lake Branch.

5.3. MAXIMUM POWER

Test Mode	Frequency (MHz)	Channel Number	Maximum Average Output Power (dBm)
LE 1M	2402 ~ 2480	0-39[40]	-1.17
LE 2M	2402 ~ 2480	0-39[40]	-1.42

Note:
1. Maximum peak output power = measured value + cable loss (provided by UL)

5.4. TEST CHANNEL CONFIGURATION

Test Mode	Test Channel	Frequency
LE 1M	CH 0(Low Channel), CH 19(MID Channel), CH 39(High Channel)	2402 MHz, 2440 MHz, 2480 MHz
LE 2M	CH 0(Low Channel), CH 19(MID Channel), CH 39(High Channel)	2402 MHz, 2440 MHz, 2480 MHz

5.5. THE WORSE CASE POWER SETTING PARAMETER

The Worse Case Power Setting Parameter under 2400 ~ 2483.5MHz Band				
Test Software Version		DTM		
Modulation Type	Transmit Antenna Number	Test Software setting value		
		CH 0	CH 19	CH 39
GFSK(1Mbps)	1	-2.5	-2.5	-2.5
GFSK(2Mbps)	1	-2	-2	-2

5.6. DESCRIPTION OF AVAILABLE ANTENNAS

Antenna	Frequency (MHz)	Antenna Type	MAX Antenna Gain (dBi)
1	2402-2480	PCB Antenna	1.5

Note: The antenna gain is provided by client / obtained through lab tests.

Test Mode	Transmit and Receive Mode	Description
LE 1M	☒1TX, 1RX	Antenna 1 can be used as transmitting/receiving antenna.
LE 2M	☒1TX, 1RX	Antenna 1 can be used as transmitting/receiving antenna.

This report shall not be reproduced except in full, without the written approval of UL Verification Services (Guangzhou) Co., Ltd, Song Shan Lake Branch.

5.7. SUPPORT UNITS FOR SYSTEM TEST

SUPPORT EQUIPMENT

Item	Equipment	Brand Name	Model Name	Remark
1	Laptop	Lenovo	E14	/

I/O CABLES

Cable No	Port	Connector Type	Cable Type	Cable Length(m)	Remarks
1	USB	/	/	1.0	/

ACCESSORIES

Item	Accessory	Brand Name	Model Name	Description
/	/	/	/	/

TEST SETUP

This report shall not be reproduced except in full, without the written approval of UL Verification Services (Guangzhou) Co., Ltd, Song Shan Lake Branch.

6. MEASURING EQUIPMENT AND SOFTWARE USED

R&S TS 8997 Test System					
Equipment	Manufacturer	Model No.	Serial No.	Last Cal.	Due. Date
Power sensor, Power Meter	R&S	OSP120	100921	Dec.26,2025	Dec.25,2026
Vector Signal Generator	R&S	SMBV100A	261637	Sep.12, 2025	Sep.11, 2026
Signal Generator	R&S	SMB100A	178553	Sep.12, 2025	Sep.11, 2026
Signal Analyzer	R&S	FSV40	101118	Sep.12, 2025	Sep.11, 2026

Software			
Description	Manufacturer	Name	Version
For R&S TS 8997 Test System	Rohde & Schwarz	EMC 32	10.60.10

Tonsend RF Test System					
Equipment	Manufacturer	Model No.	Serial No.	Last Cal.	Due. Date
Wireless Connectivity Tester	R&S	CMW270	1201.0002N75-102	Sep.12, 2025	Sep.11, 2026
PXA Signal Analyzer	Keysight	N9030A	MY55410512	Sep.12, 2025	Sep.11, 2026
MXG Vector Signal Generator	Keysight	N5182B	MY56200284	Sep.12, 2025	Sep.11, 2026
MXG Vector Signal Generator	Keysight	N5172B	MY56200301	Sep.12, 2025	Sep.11, 2026
DC power supply	TSSTAKASAGO	ZX-400L	409150160137	Sep.12, 2025	Sep.11, 2026
Temperature & Humidity Chamber	SANMOOD	SG-80-CC-2	2088	Sep.12, 2025	Sep.11, 2026
Attenuator	Aglient	8495B	2814a12853	Sep.12, 2025	Sep.11, 2026
RF Control Unit	Tonscend	JS0806-2	23B80620666	Dec.26,2025	Dec.25,2026

Software			
Description	Manufacturer	Name	Version
Tonsend SRD Test System	Tonsend	JS1120-3 RF Test System	V3.2.22

This report shall not be reproduced except in full, without the written approval of UL Verification Services (Guangzhou) Co., Ltd, Song Shan Lake Branch.

Conducted Emissions					
Equipment	Manufacturer	Model No.	Serial No.	Last Cal.	Due Date
EMI Test Receiver	R&S	ESR3	101961	Sep.12, 2025	Sep.11, 2026
Two-Line V-Network	R&S	ENV216	101983	Sep.12, 2025	Sep.11, 2026
Software					
Description			Manufacturer	Name	Version
Test Software for Conducted Emissions			Farad	EZ-EMC	Ver. UL-3A1

Radiated Emissions(Below 1G)					
Equipment	Manufacturer	Model No.	Serial No.	Last Cal.	Due Date
MXE EMI Receiver	KESIGHT	N9038A	MY56400036	Sep.12, 2025	Sep.11, 2026
Hybrid Log Periodic Antenna	TDK	HLP-3003C	130960	June 28, 2024	June.27 2027
Preamplifier	HP	8447D	2944A09099	Sep.12, 2025	Sep.11, 2026
Loop antenna	Schwarzbeck	1519B	00008	Dec.09, 2024	Dec.08, 2027
Software					
Description			Manufacturer	Name	Version
Test Software for Radiated Emissions			Farad	EZ-EMC	Ver. UL-3A1

Radiated Emissions(Above 1G)					
Equipment	Manufacturer	Model No.	Serial No.	Last Cal.	Due. Date
Signal Analyzer	R&S	FSV40	101117	Sep.12, 2025	Sep.11, 2026
Preamplifier	TDK	PA-02-001-3000	TRS-302-00051	Sep.12, 2025	Sep.11, 2026
Horn Antenna	ETS-Lindgren	3117	00213191	Jan.29,2026	Jan.28,2029
Preamplifier	TDK	PA-02-0118	TRS-305-00067	Sep.12, 2025	Sep.11, 2026
High Gain Horn Antenna	Schwarzbeck	BBHA-9170	697	Jun. 30, 2024	Jun. 29, 2027
Preamplifier	TDK	PA-02-2	TRS-307-00002	Sep.12, 2025	Sep.11, 2026
Preamplifier	TDK	PA-02-3	TRS-308-00002	Sep.12, 2025	Sep.11, 2026
Highpass Filter	Wainwright	WHKX10-2700-3000-1800-40SS	24	Sep.12, 2025	Sep.11, 2026
Band Reject Filter	Wainwright	WRCJV8-2350-2400-2483.5-2533.5-40SS	4	Sep.12, 2025	Sep.11, 2026

This report shall not be reproduced except in full, without the written approval of UL Verification Services (Guangzhou) Co., Ltd, Song Shan Lake Branch.

Software			
Description	Manufacturer	Name	Version
Test Software for Radiated Emission	Tonscend	JS32-RE	5.0.0
Test Software for Radiated Emissions	Farad	EZ-EMC	Ver. UL-3A1

Other Instrument					
Equipment	Manufacturer	Model No.	Serial No.	Last Cal.	Due Date
Temperature humidity probe	OMEGA	ITHX-SD-5	18470007	Sep.16, 2025	Sep.15, 2026
Barometer	Yiyi	Baro	N/A	Sep.19, 2025	Sep.18, 2026
Attenuator	Agilent	8495B	2814a12853	Sep.12, 2025	Sep.11, 2026

This report shall not be reproduced except in full, without the written approval of UL Verification Services (Guangzhou) Co., Ltd, Song Shan Lake Branch.

7. ANTENNA PORT TEST RESULTS

7.1. CONDUCTED OUTPUT POWER

LIMITS

FCC 47 CFR Part15 (15.247) Subpart C			
Section	Test Item	Limit	Frequency Range (MHz)
FCC 47 CFR 15.247(b)(3)	AVG Output Power	1 watt or 30 dBm	2400-2483.5

TEST PROCEDURE

Refer to ANSI C63.10-2020 clause 11.9.2.3.1.

Connect the EUT to a low loss RF cable from the antenna port to the power sensor (video bandwidth is greater than the occupied bandwidth).
Measure peak emission level, the indicated level is the average output power, after any corrections for external attenuators and cables.
The test result in dBm by adding [10 log (1 / D)], where D is the duty cycle.

TEST SETUP

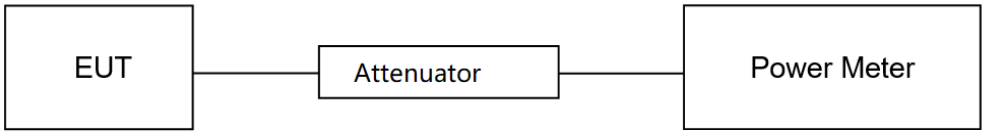

TEST ENVIRONMENT

Temperature	25.1℃	Relative Humidity	54.6%
Atmosphere Pressure	101kPa	Test Voltage	120 VAC, 60 HZ

TEST DATE / ENGINEER

Test Date	May 12, 2026	Test By	Bairong Liu

TEST RESULTS

Please refer to section "Test Data"

This report shall not be reproduced except in full, without the written approval of UL Verification Services (Guangzhou) Co., Ltd, Song Shan Lake Branch.

7.2. 6DB BANDWIDTH AND 99% OCCUPIED BANDWIDTH

LIMITS

FCC 47 CFR Part15 (15.247) Subpart C			
Section	Test Item	Limit	Frequency Range (MHz)
FCC 47 CFR 15.247(a)(2)	6 dB Bandwidth	≥ 500 kHz	2400-2483.5
\	99 % Occupied Bandwidth	For reporting purposes only.	2400-2483.5

TEST PROCEDURE

Refer to ANSI C63.10-2020 clause 11.8 for DTS bandwidth and clause 6.9 for Occupied Bandwidth.

Connect the EUT to the spectrum analyzer and use the following settings:

Center Frequency	The center frequency of the channel under test
Frequency Span	For 6 dB Bandwidth: Enough to capture all products of the modulation carrier emission For 99 % Occupied Bandwidth: Between 1.5 times and 5.0 times the OBW
Detector	Peak
RBW	For 6 dB Bandwidth: 1 % to 5 % of the OBW but not less than 100 kHz For 99 % Occupied Bandwidth: 1 % to 5 % of the occupied bandwidth
VBW	For 6 dB Bandwidth: ≥3 × RBW For 99 % Occupied Bandwidth: ≥3 × RBW
Trace	Max hold
Sweep	Auto couple

a) Use the 99 % power bandwidth function of the instrument, allow the trace to stabilize and report the measured bandwidth.

b) Allow the trace to stabilize and measure the maximum width of the emission that is constrained by the frequencies associated with the two outermost amplitude points (upper and lower frequencies) that are attenuated by 6 dB relative to the maximum level measured in the fundamental emission.

This report shall not be reproduced except in full, without the written approval of UL Verification Services (Guangzhou) Co., Ltd, Song Shan Lake Branch.

TEST SETUP

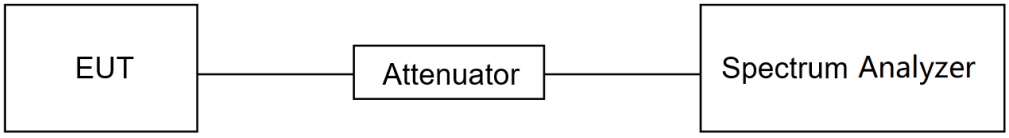

TEST ENVIRONMENT

Temperature	25.1℃	Relative Humidity	54.6%
Atmosphere Pressure	101kPa	Test Voltage	120 VAC, 60 HZ

TEST DATE / ENGINEER

Test Date	May 12, 2026	Test By	Bairong Liu

TEST RESULTS

Please refer to section "Test Data"

This report shall not be reproduced except in full, without the written approval of UL Verification Services (Guangzhou) Co., Ltd, Song Shan Lake Branch.

7.3. POWER SPECTRAL DENSITY

LIMITS

CFR 47 FCC Part15 (15.247) Subpart C			
Section	Test Item	Limit	Frequency Range (MHz)
CFR 47 FCC §15.247 (e)	Power Spectral Density	8 dBm in any 3 kHz band	2400-2483.5

TEST PROCEDURE

Refer to ANSI C63.10-2020 clause 11.10.5.

Connect the EUT to the spectrum analyzer and use the following settings:

Center Frequency	The center frequency of the channel under test
Detector	power averaging (rms)
RBW	3 kHz ≤ RBW ≤ 100 kHz
VBW	≥3 × RBW
Span	>1.5 x OBW bandwidth
Trace	Employ trace averaging(rms)mode over a minimum of 100 traces
Sweep time	Auto couple

Allow trace to fully stabilize and use the peak marker function to determine the maximum amplitude level within the RBW.
If measured value exceeds limit, reduce RBW (no less than 3 kHz) and repeat.

TEST SETUP

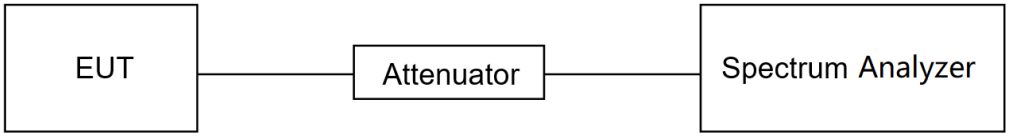

TEST ENVIRONMENT

Temperature	25.1℃	Relative Humidity	54.6%
Atmosphere Pressure	101kPa	Test Voltage	120 VAC, 60 HZ

TEST DATE / ENGINEER

Test Date	May 12, 2026	Test By	Bairong Liu

TEST RESULTS

Please refer to section "Test Data"

This report shall not be reproduced except in full, without the written approval of UL Verification Services (Guangzhou) Co., Ltd, Song Shan Lake Branch.

7.4. CONDUCTED BAND EDGE AND SPURIOUS EMISSION

LIMITS

FCC 47 CFR Part15 (15.247) Subpart C		
Section	Test Item	Limit
FCC 47 CFR §15.247 (d)	Conducted Bandedge and Spurious Emissions	at least 30 dB below that in the 100 kHz bandwidth within the band that contains the highest level of the desired power

TEST PROCEDURE

Refer to ANSI C63.10-2020 clause 11.11.

Connect the EUT to the spectrum analyzer and use the following settings for reference level measurement:

Center Frequency	The center frequency of the channel under test
Detector	Peak
RBW	100 kHz
VBW	≥3 × RBW
Span	≥1.5 x DTS bandwidth
Trace	Max hold
Sweep time	No faster than coupled (auto) time

Allow trace to fully stabilize and use the peak marker function to determine the maximum PSD level.
Change the settings for emission level measurement:

Span	Set the center frequency and span to encompass frequency range to be measured
Detector	Peak
RBW	100 kHz
VBW	≥3 × RBW
measurement points	≥span/RBW
Trace	Max hold
Sweep time	No faster than coupled (auto) time

Allow trace to fully stabilize and use the peak marker function to determine the maximum PSD level. Ensure that the amplitude of all unwanted emissions outside of the authorized frequency band (excluding restricted frequency bands) is attenuated by at least the minimum requirements specified in 11.11.

This report shall not be reproduced except in full, without the written approval of UL Verification Services (Guangzhou) Co., Ltd, Song Shan Lake Branch.

TEST SETUP

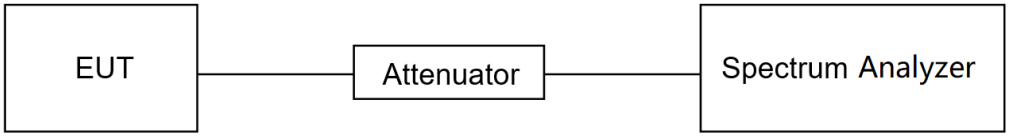

TEST ENVIRONMENT

Temperature	25.1℃	Relative Humidity	54.6%
Atmosphere Pressure	101kPa	Test Voltage	120 VAC, 60 HZ

TEST DATE / ENGINEER

Test Date	May 12, 2026	Test By	Bairong Liu

TEST RESULTS

Please refer to section "Test Data"

This report shall not be reproduced except in full, without the written approval of UL Verification Services (Guangzhou) Co., Ltd, Song Shan Lake Branch.

7.5. DUTY CYCLE

LIMITS

None; for reporting purposes only.

TEST PROCEDURE

Refer to ANSI C63.10-2020 clause 11.6 Zero – Span Spectrum Analyzer method.

TEST SETUP

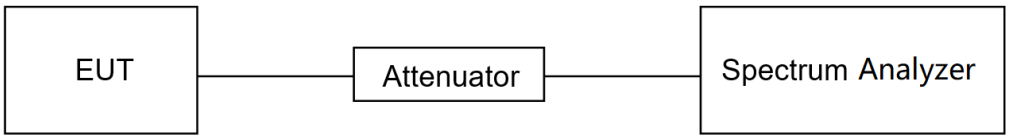

TEST ENVIRONMENT

Temperature	25.1℃	Relative Humidity	54.6%
Atmosphere Pressure	101kPa	Test Voltage	120 VAC, 60 HZ

TEST DATE / ENGINEER

Test Date	May 12, 2026	Test By	Bairong Liu

TEST RESULTS

Please refer to section "Test Data"

This report shall not be reproduced except in full, without the written approval of UL Verification Services (Guangzhou) Co., Ltd, Song Shan Lake Branch.

8. RADIATED TEST RESULTS

LIMITS

Please refer to FCC 47 CFR §15.205 and §15.209.

Radiation Disturbance Test Limit for FCC (Class B) (9 kHz ~ 1 GHz)

Emissions radiated outside of the specified frequency bands above 30 MHz			
Frequency Range (MHz)	Field Strength Limit (uV/m) at 3 m	Field Strength Limit (dBuV/m) at 3 m	
		Quasi-Peak	
30 - 88	100	40	
88 - 216	150	43.5	
216 - 960	200	46	
Above 960	500	54	
Above 1000	500	Peak	Average
		74	54

FCC Emissions radiated outside of the specified frequency bands below 30 MHz		
Frequency (MHz)	Field strength (microvolts/meter)	Measurement distance (meters)
0.009-0.490	2400/F(kHz)	300
0.490-1.705	24000/F(kHz)	30
1.705-30.0	30	30

This report shall not be reproduced except in full, without the written approval of UL Verification Services (Guangzhou) Co., Ltd, Song Shan Lake Branch.

FCC Restricted bands of operation refer to FCC 47 CFR §15.205 (a):

MHz	MHz	MHz	GHz
0.090-0.110	16.42-16.423	399.9-410	4.5-5.15
[1]0.495-0.505	16.69475-16.69525	608-614	5.35-5.46
2.1735-2.1905	16.80425-16.80475	960-1240	7.25-7.75
4.125-4.128	25.5-25.67	1300-1427	8.025-8.5
4.17725-4.17775	37.5-38.25	1435-1626.5	9.0-9.2
4.20725-4.20775	73-74.6	1645.5-1646.5	9.3-9.5
6.215-6.218	74.8-75.2	1660-1710	10.6-12.7
6.26775-6.26825	108-121.94	1718.8-1722.2	13.25-13.4
6.31175-6.31225	123-138	2200-2300	14.47-14.5
8.291-8.294	149.9-150.05	2310-2390	15.35-16.2
8.362-8.366	156.52475-156.52525	2483.5-2500	17.7-21.4
8.37625-8.38675	156.7-156.9	2690-2900	22.01-23.12
8.41425-8.41475	162.0125-167.17	3260-3267	23.6-24.0
12.29-12.293	167.72-173.2	3332-3339	31.2-31.8
12.51975-12.52025	240-285	3345.8-3358	36.43-36.5
12.57675-12.57725	322-335.4	3600-4400	([2])
13.36-13.41			

Note: [1]Until February 1, 1999, this restricted band shall be 0.490-0.510 MHz.
[2]Above 38.6c

TEST PROCEDURE

Below 30 MHz

The setting of the spectrum analyzer

RBW	200 Hz (From 9 kHz to 0.15 MHz)/ 9 kHz (From 0.15 MHz to 30 MHz)
VBW	200 Hz (From 9 kHz to 0.15 MHz)/ 9 kHz (From 0.15 MHz to 30 MHz)
Sweep	Auto

1. The testing follows the guidelines in ANSI C63.10-2020 clause 6.4.

2. The EUT was arranged to its worst case and then turntable (from 0 degree to 360 degrees) to find the maximum reading. A pre-amp and a high pass filter are used for the test in order to get better signal level. Both Horizontal, Face-on and Face-off polarizations of the antenna are set to make the measurement.

3. The EUT was placed on a turntable with 80 cm above ground.

4. The EUT was set 3 meters from the interference receiving antenna, which was mounted on the top of a 1 m height antenna tower.

5. The radiated emission limits are based on measurements employing a CISPR quasi-peak detector except for the frequency bands 9-90 kHz, 110-490 kHz and above 1000 MHz Radiated emission limits in these three bands are based on measurements employing an average detector.

6. For measurement below 1 GHz, the initial step in collecting conducted emission data is a spectrum analyzer peak detector mode pre-scanning the measurement frequency range. Significant peaks are then marked and then Quasi Peak and average detector mode re-measured. If the emission level of the EUT measured by the peak detector is 3 dB lower than the applicable limit, the peak emission level will be reported. Otherwise, the emission measurement will be repeated using the quasi-peak and average detector and reported.

7. Although these tests were performed other than open field site, adequate comparison measurements were confirmed against 30m open field site. Therefore sufficient tests were made

This report shall not be reproduced except in full, without the written approval of UL Verification Services (Guangzhou) Co., Ltd, Song Shan Lake Branch.

to demonstrate that the alternative site produces results that correlate with the ones of tests made in an open field site based on KDB 414788.

8. The limits in CFR 47, Part 15, Subpart C, paragraph 15.209 (a), are identical to those in RSS-GEN Section 8.9, Table 6, since the measurements are performed in terms of magnetic field strength and converted to electric field strength levels (as reported in the table) using the free space impedance of 377Ω. For example, the measurement frequency X kHz resulted in a level of Y dBuV/m, which is equivalent to Y-51.5 = Z dBuA/m, which has the same margin, W dB, to the corresponding RSS-GEN Table 6 limit as it has to be 15.209(a) limit.

This report shall not be reproduced except in full, without the written approval of UL Verification Services (Guangzhou) Co., Ltd, Song Shan Lake Branch.

Below 1 GHz and above 30 MHz

The setting of the spectrum analyzer

RBW	120 kHz
VBW	300 kHz
Sweep	Auto
Detector	Peak/QP
Trace	Max hold

1. The testing follows the guidelines in ANSI C63.10-2020 clause 6.5.

2. The EUT was arranged to its worst case and then tune the antenna tower (from 1 m to 4 m) and turntable (from 0 degree to 360 degrees) to find the maximum reading. A pre-amp and a high pass filter are used for the test in order to get better signal level. Both horizontal and vertical polarizations of the antenna are set to make the measurement.

3. The EUT was placed on a turntable with 80 cm above ground.

4. The EUT was set 3 meters from the interference receiving antenna, which was mounted on the top of a variable height antenna tower.

5. For measurement below 1 GHz, the initial step in collecting conducted emission data is a spectrum analyzer peak detector mode pre-scanning the measurement frequency range. Significant peaks are then marked and then Quasi Peak detector mode re-measured. If the emission level of the EUT measured by the peak detector is 3 dB lower than the applicable limit, the peak emission level will be reported. Otherwise, the emission measurement will be repeated using the quasi-peak detector and reported.

This report shall not be reproduced except in full, without the written approval of UL Verification Services (Guangzhou) Co., Ltd, Song Shan Lake Branch.

Above 1 GHz

The setting of the spectrum analyzer

RBW	1 MHz
VBW	PEAK: 3 MHz AVG: see note 6
Sweep	Auto
Detector	Peak
Trace	Max hold

1. The testing follows the guidelines in ANSI C63.10-2020 clause 6.6.

2. The EUT was arranged to its worst case and then tune the antenna tower (from 1 m to 4 m) and turntable (from 0 degree to 360 degrees) to find the maximum reading. A pre-amp and a high pass filter are used for the test in order to get better signal level. Both horizontal and vertical polarizations of the antenna are set to make the measurement.

3. The EUT was placed on a turntable with 1.5 m above ground.

4. The EUT was set 3 meters from the interference receiving antenna, which was mounted on the top of a variable height antenna tower.

5. For measurement above 1 GHz, the emission measurement will be measured by the peak detector. This peak level, once corrected, must comply with the limit specified in Section 15.209.

6. For measurements above 1 GHz the resolution bandwidth is set to 1 MHz, then the video bandwidth is set to 3 MHz for peak measurements and 1 MHz resolution bandwidth with 1/T video bandwidth with peak detector for average measurements. For the Duty Cycle please refer to clause 7.5. ON TIME AND DUTY CYCLE.

X axis, Y axis, Z axis positions:

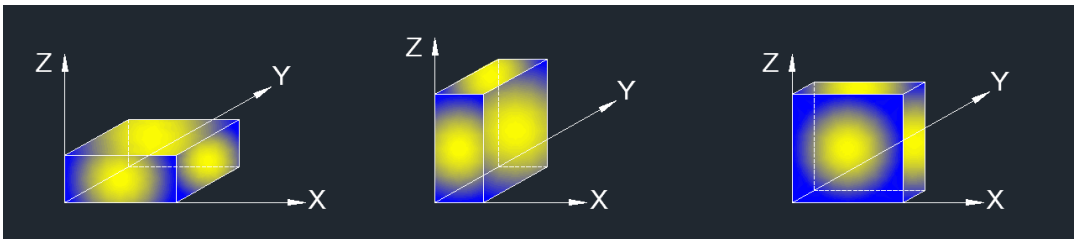

Note 1: For all radiated test, EUT in each of three orthogonal axis emissions had been tested, but only the worst case (X axis) data recorded in the report.

This report shall not be reproduced except in full, without the written approval of UL Verification Services (Guangzhou) Co., Ltd, Song Shan Lake Branch.

For Restricted Bandedge:
Note:
1. Measurement = Reading Level + Correct Factor.
2. If the peak values are less than the average limit of 54 dBuV/m, the average result is deemed to comply with average limit.
3. PK=Peak: Peak detector.
4. AV=Average: VBW=1/Ton, where: Ton is the transmitting duration.
5. For the transmitting duration, please refer to clause 7.5.
6. Only the worst data was recorded, if it complies with the limit, the other emissions deemed to comply with the limit.
7. Both horizontal and vertical have been tested, only the worst data was recorded in the report.
8. All modes have been tested, but only the worst data was recorded in the report.

For Radiate Spurious emission (9 kHz ~ 30 MHz):
Note:
1. Measurement = Reading Level + Correct Factor.
2. If the peak values are less than the QP limit, the QP result is deemed to comply with QP limit.
3. All 3 polarizations (Horizontal, Face-on and Face-off) of the loop antenna had been tested, but only the worst data recorded in the report.
4. All modes have been tested, but only the worst data was recorded in the report.
5. dBuA/m= dBuV/m- 20Log10[120π] = dBuV/m- 51.5

For Radiate Spurious Emission (30 MHz ~ 1 GHz):
Note:
1. Result Level = Read Level + Correct Factor.
2. If the peak values are less than the QP limit, the QP result is deemed to comply with QP limit.
3. All modes have been tested, but only the worst data was recorded in the report.

For Radiate Spurious Emission (1 GHz ~ 3 GHz):
Note:
1. Measurement = Reading Level + Correct Factor.
2. If the peak values are less than the average limit of 54 dBuV/m, the average result is deemed to comply with average limit.
3. Peak: Peak detector.
4. AVG: VBW=1/Ton, where: Ton is the transmitting duration.
5. For the transmitting duration, please refer to clause 7.5.
6. Filter losses were only considered in the spurious frequency bands and the authorized band was not corrected for Band reject filter losses.
7. Proper operation of the transmitter prior to adding the filter to the measurement chain.
8. All modes have been tested, but only the worst data was recorded in the report.

This report shall not be reproduced except in full, without the written approval of UL Verification Services (Guangzhou) Co., Ltd, Song Shan Lake Branch.

For Radiate Spurious Emission (3 GHz ~ 18 GHz):
Note:
1. Peak Result = Reading Level + Correct Factor.
2. If the peak values are less than the average limit of 54 dBuV/m, the average result is deemed to comply with average limit.
3. Peak: Peak detector.
4. AVG: VBW=1/Ton, where: Ton is the transmitting duration.
5. For the transmitting duration, please refer to clause 7.5.
6. Filter losses were only considered in the spurious frequency bands and the authorized band was not corrected for High Pass Filter losses.
7. Proper operation of the transmitter prior to adding the filter to the measurement chain.
8. All modes have been tested, but only the worst data was recorded in the report.

For Radiate Spurious emission (18 GHz ~ 26 GHz):
Note:
1. Measurement = Reading Level + Correct Factor.
2. If the peak values are less than the average limit of 54 dBuV/m, the average result is deemed to comply with average limit.
3. Peak: Peak detector.
4. All modes have been tested, but only the worst data was recorded in the report.

TEST SETUP

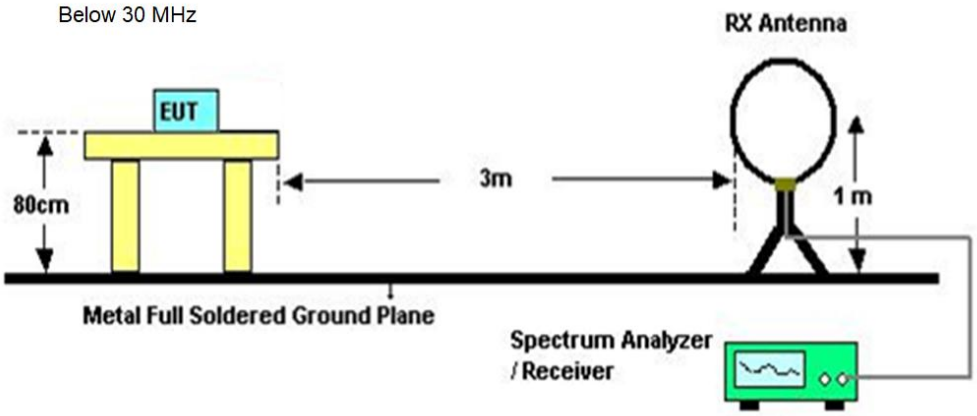

This report shall not be reproduced except in full, without the written approval of UL Verification Services (Guangzhou) Co., Ltd, Song Shan Lake Branch.

Below 1 GHz and above 30 MHz

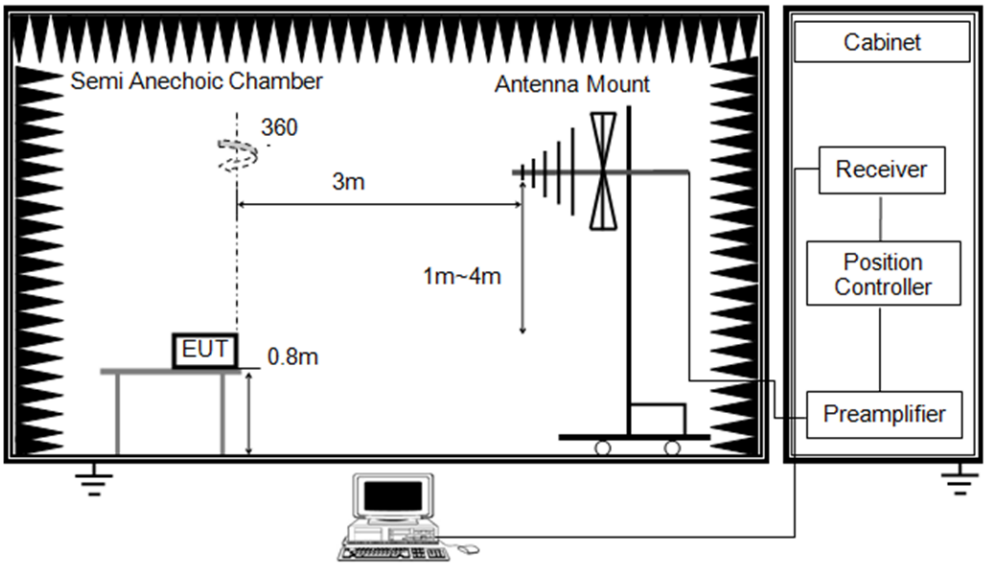

Above 1GHz

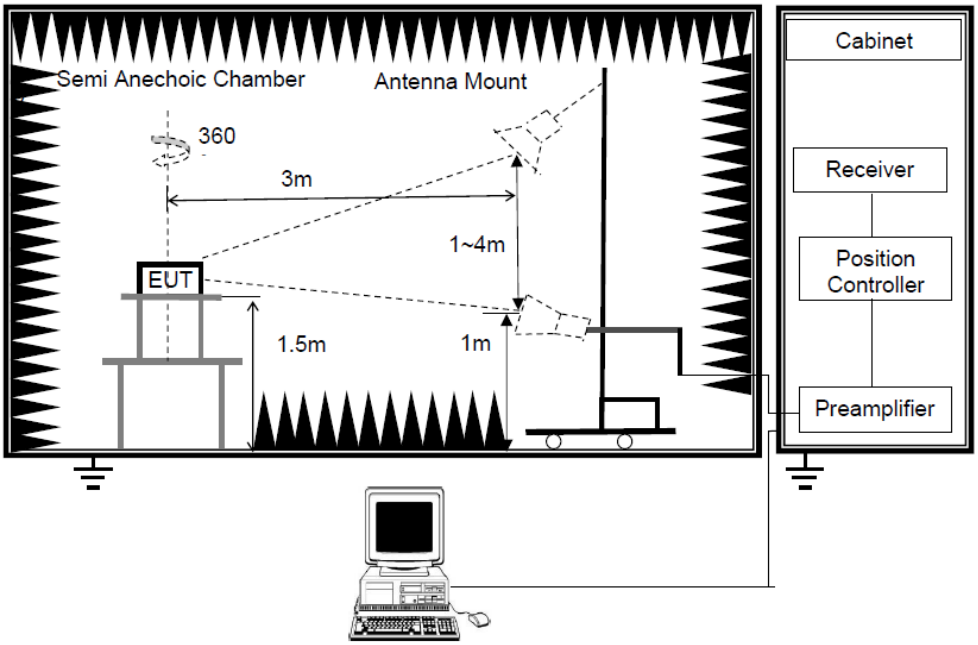

TEST ENVIRONMENT

Temperature	22.3℃	Relative Humidity	56%
Atmosphere Pressure	101kPa	Test Voltage	

TEST DATE / ENGINEER

Test Date	April 31, 2026	Test By	Leslie Xie

This report shall not be reproduced except in full, without the written approval of UL Verification Services (Guangzhou) Co., Ltd, Song Shan Lake Branch.

TEST RESULTS

8.1. RESTRICTED BANDEDGE

Test Mode:	BLE 1M PK	Frequency(MHz):	2402
Polarity:	Horizontal	Test Voltage:	AC 120V_60Hz

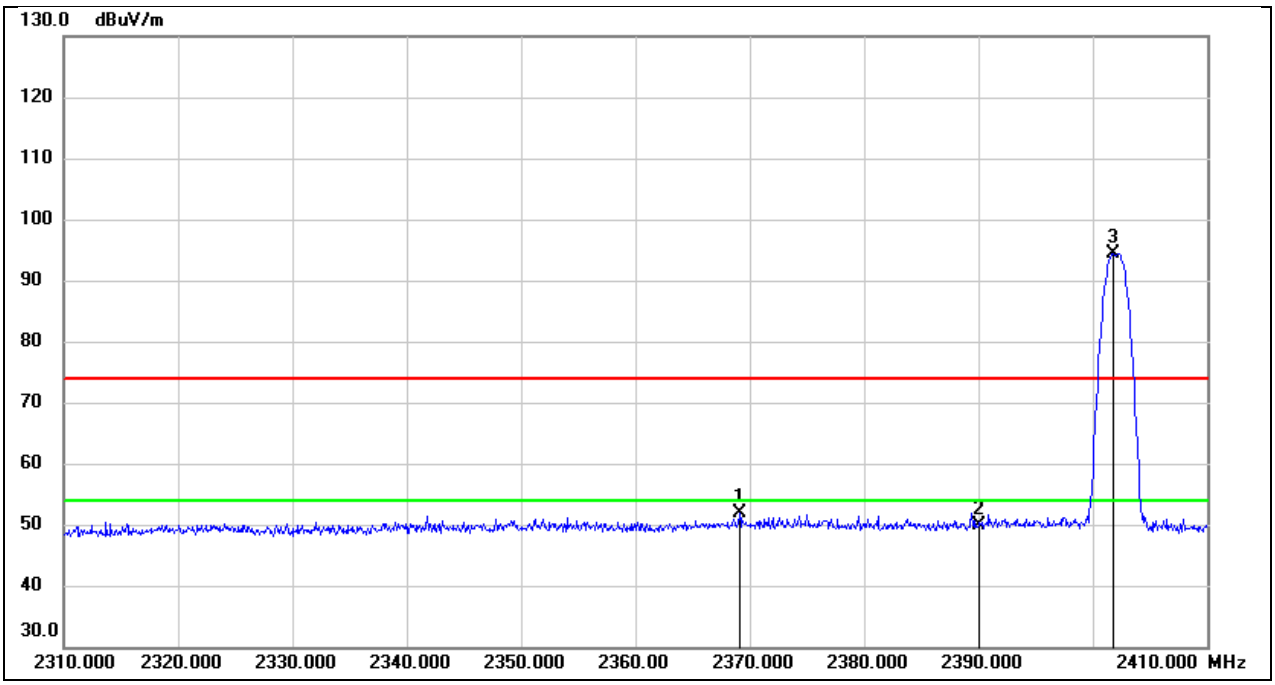

No.	Frequency (MHz)	Reading (dBuV)	Correct (dB/m)	Result (dBuV/m)	Limit (dBuV/m)	Margin (dB)	Remark
1	2369.100	41.25	10.51	51.76	74.00	-22.24	peak
2	2390.000	39.12	10.67	49.79	74.00	-24.21	peak
3	2401.800	83.54	10.74	94.28	\	\	Fundamental

This report shall not be reproduced except in full, without the written approval of UL Verification Services (Guangzhou) Co., Ltd, Song Shan Lake Branch.

Test Mode:	BLE 1M AV	Frequency(MHz):	2402
Polarity:	Horizontal	Test Voltage:	AC 120V_60Hz

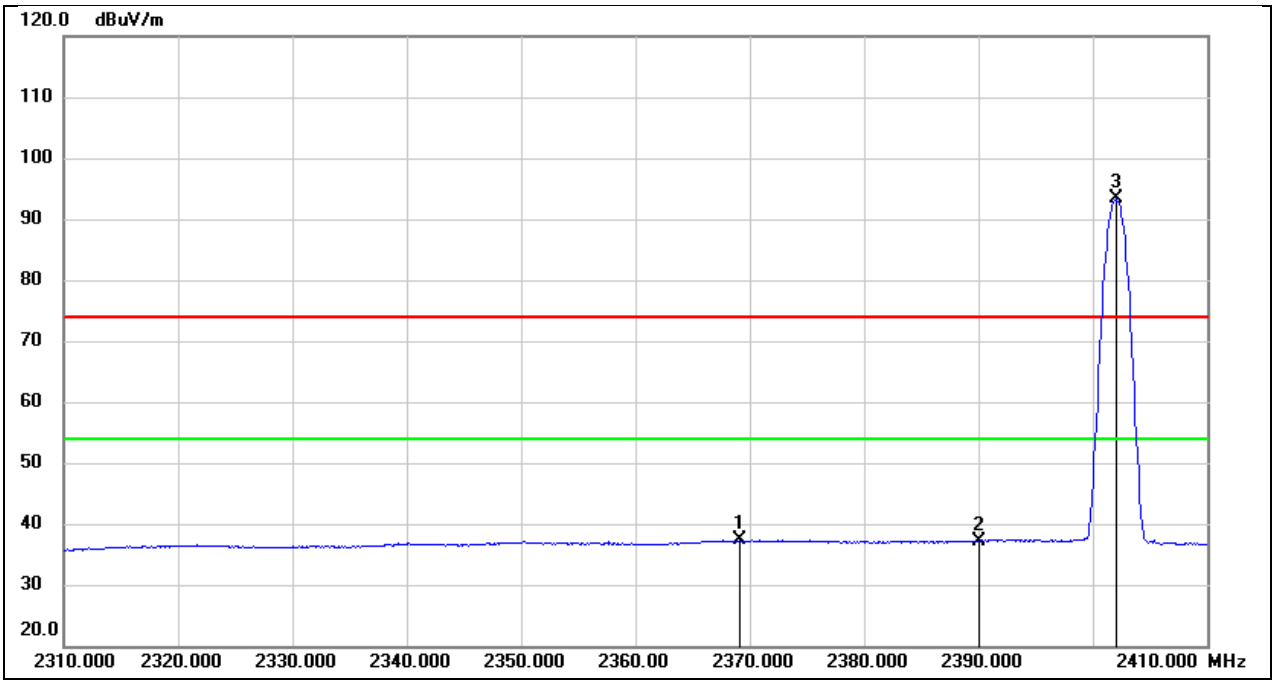

No.	Frequency (MHz)	Reading (dBuV)	Correct (dB/m)	Result (dBuV/m)	Limit (dBuV/m)	Margin (dB)	Remark
1	2369.100	26.76	10.51	37.27	54.00	-16.73	AVG
2	2390.000	26.41	10.67	37.08	54.00	-16.92	AVG
3	2402.000	82.55	10.74	93.29	\	\	Fundamental

This report shall not be reproduced except in full, without the written approval of UL Verification Services (Guangzhou) Co., Ltd, Song Shan Lake Branch.

Test Mode:	BLE 1M PK	Frequency(MHz):	2402
Polarity:	Vertical	Test Voltage:	AC 120V_60Hz

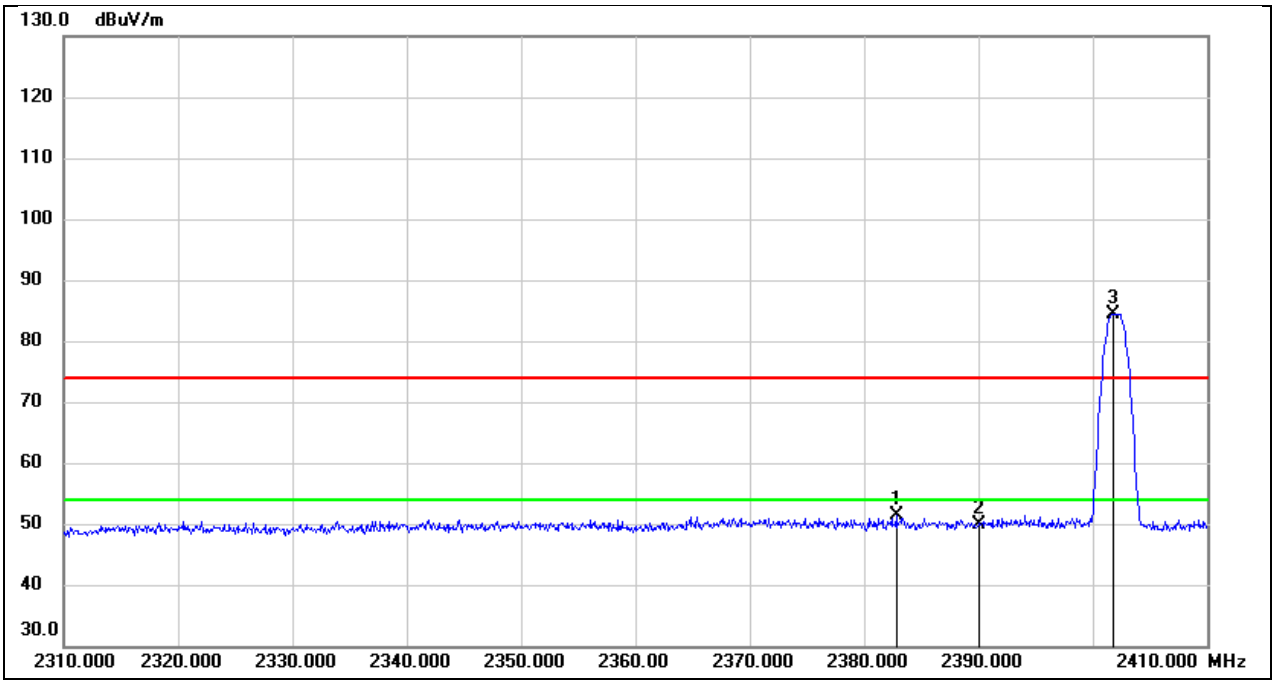

No.	Frequency (MHz)	Reading (dBuV)	Correct (dB/m)	Result (dBuV/m)	Limit (dBuV/m)	Margin (dB)	Remark
1	2382.800	40.78	10.61	51.39	74.00	-22.61	peak
2	2390.000	39.15	10.67	49.82	74.00	-24.18	peak
3	2401.800	73.74	10.74	84.48	\	\	Fundamental

This report shall not be reproduced except in full, without the written approval of UL Verification Services (Guangzhou) Co., Ltd, Song Shan Lake Branch.

Test Mode:	BLE 1M AV	Frequency(MHz):	2402
Polarity:	Vertical	Test Voltage:	AC 120V_60Hz

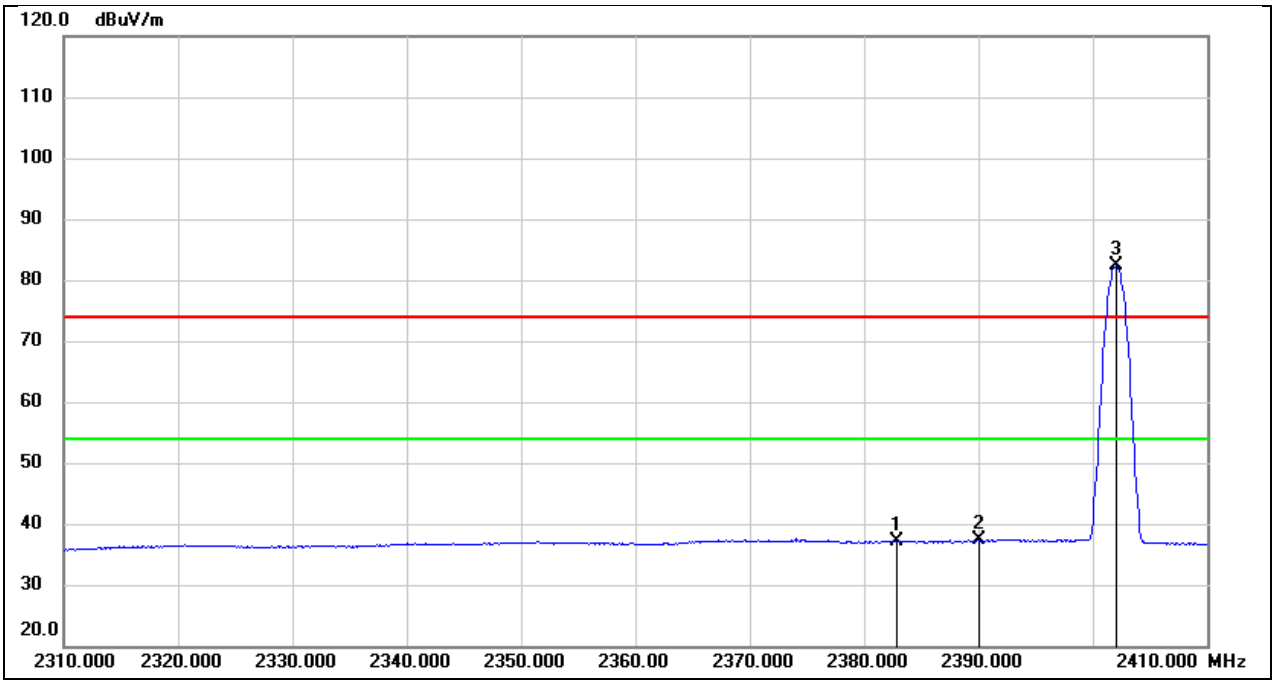

No.	Frequency (MHz)	Reading (dBuV)	Correct (dB/m)	Result (dBuV/m)	Limit (dBuV/m)	Margin (dB)	Remark
1	2382.800	26.44	10.61	37.05	54.00	-16.95	AVG
2	2390.000	26.60	10.67	37.27	54.00	-16.73	AVG
3	2402.100	71.54	10.75	82.29	\	\	Fundamental

This report shall not be reproduced except in full, without the written approval of UL Verification Services (Guangzhou) Co., Ltd, Song Shan Lake Branch.

Test Mode:	BLE 1M PK	Frequency(MHz):	2480
Polarity:	Horizontal	Test Voltage:	AC 120V_60Hz

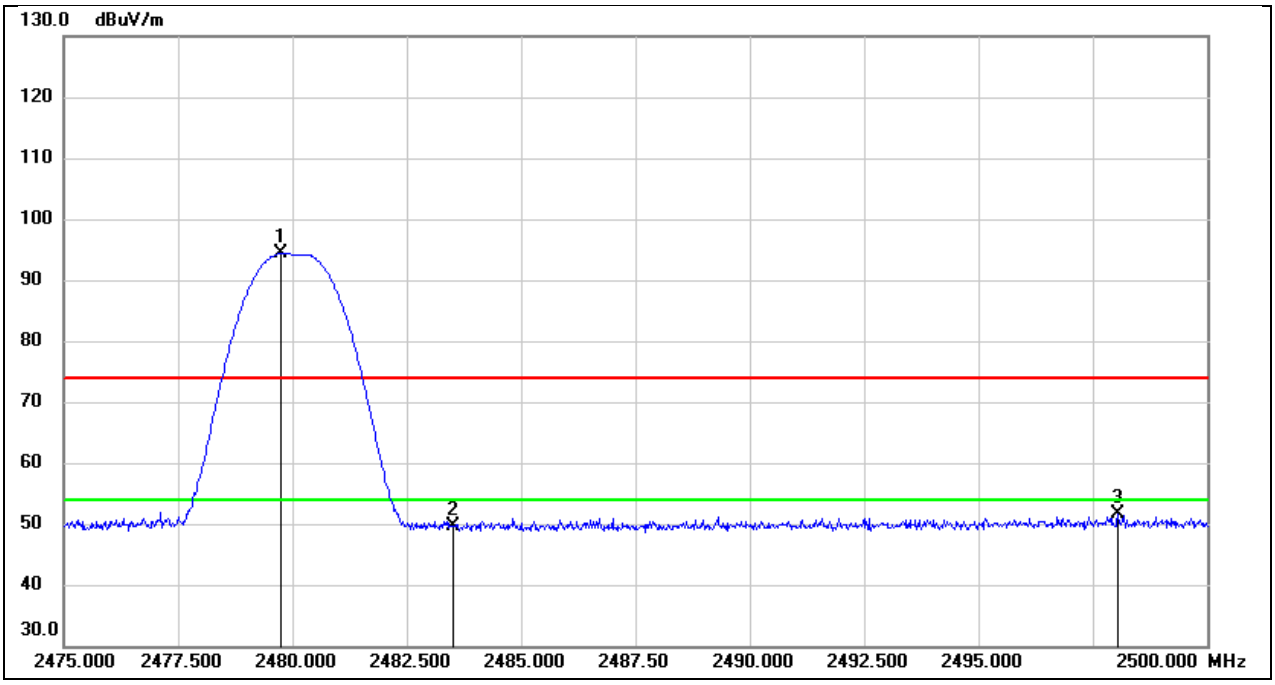

No.	Frequency (MHz)	Reading (dBuV)	Correct (dB/m)	Result (dBuV/m)	Limit (dBuV/m)	Margin (dB)	Remark
1	2479.750	83.19	11.14	94.33	\	\	Fundamental
2	2483.500	38.42	11.16	49.58	74.00	-24.42	peak
3	2498.050	40.32	11.24	51.56	74.00	-22.44	peak

This report shall not be reproduced except in full, without the written approval of UL Verification Services (Guangzhou) Co., Ltd, Song Shan Lake Branch.

Test Mode:	BLE 1M AV	Frequency(MHz):	2480
Polarity:	Horizontal	Test Voltage:	AC 120V_60Hz

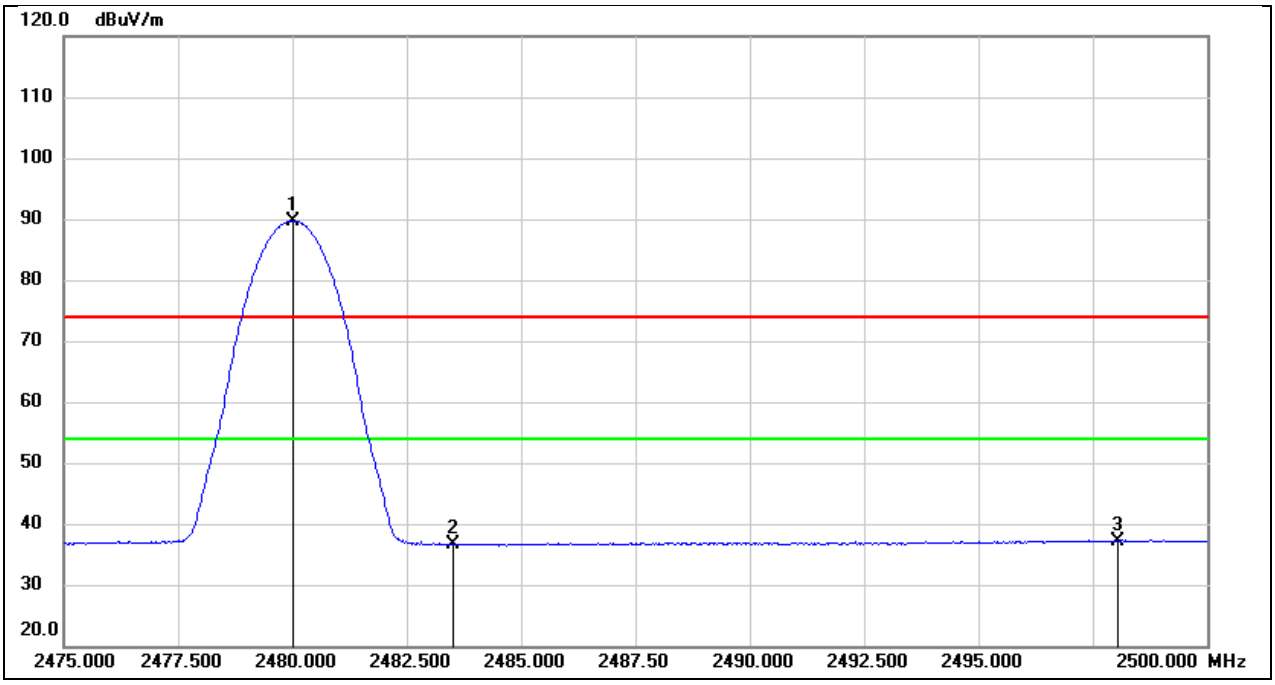

No.	Frequency (MHz)	Reading (dBuV)	Correct (dB/m)	Result (dBuV/m)	Limit (dBuV/m)	Margin (dB)	Remark
1	2480.000	78.60	11.14	89.74	\	\	Fundamental
2	2483.500	25.50	11.16	36.66	54.00	-17.34	AVG
3	2498.050	25.91	11.24	37.15	54.00	-16.85	AVG

This report shall not be reproduced except in full, without the written approval of UL Verification Services (Guangzhou) Co., Ltd, Song Shan Lake Branch.

Test Mode:	BLE 2M PK	Frequency(MHz):	2402
Polarity:	Horizontal	Test Voltage:	AC 120V_60Hz

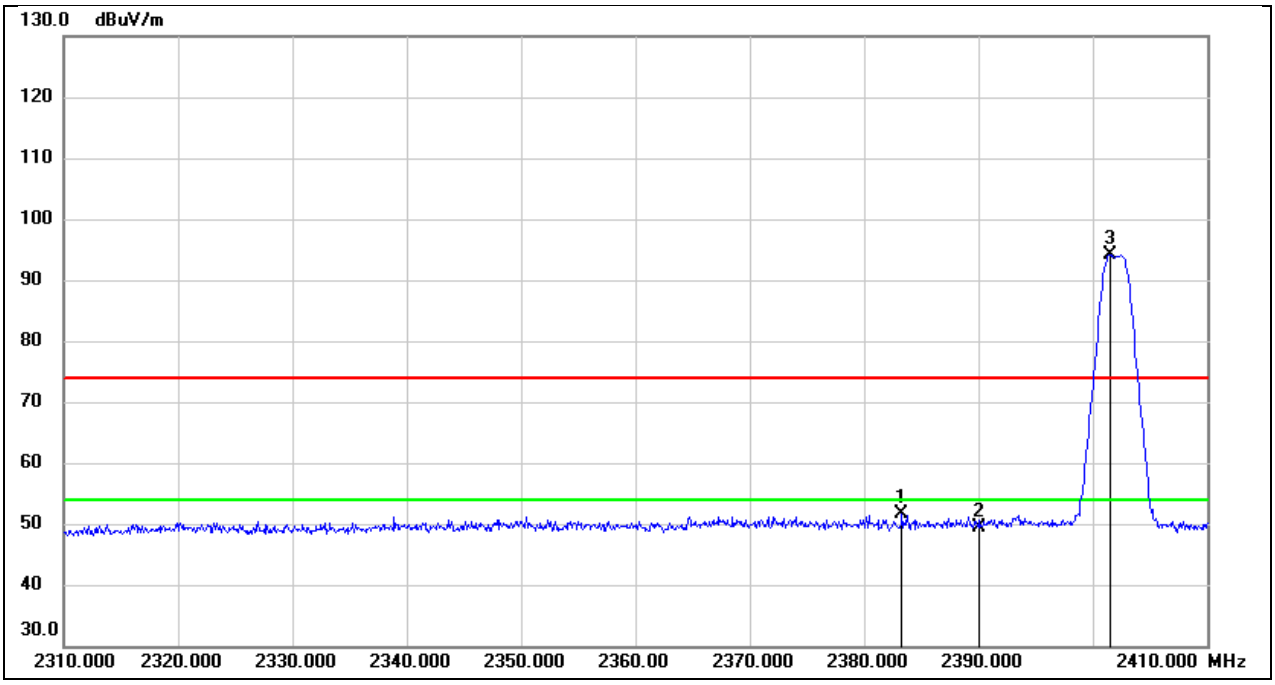

No.	Frequency (MHz)	Reading (dBuV)	Correct (dB/m)	Result (dBuV/m)	Limit (dBuV/m)	Margin (dB)	Remark
1	2383.300	41.00	10.61	51.61	74.00	-22.39	peak
2	2390.000	38.83	10.67	49.50	74.00	-24.50	peak
3	2401.500	83.44	10.74	94.18	\	\	Fundamental

This report shall not be reproduced except in full, without the written approval of UL Verification Services (Guangzhou) Co., Ltd, Song Shan Lake Branch.

Test Mode:	BLE 2M AV	Frequency(MHz):	2402
Polarity:	Horizontal	Test Voltage:	AC 120V_60Hz

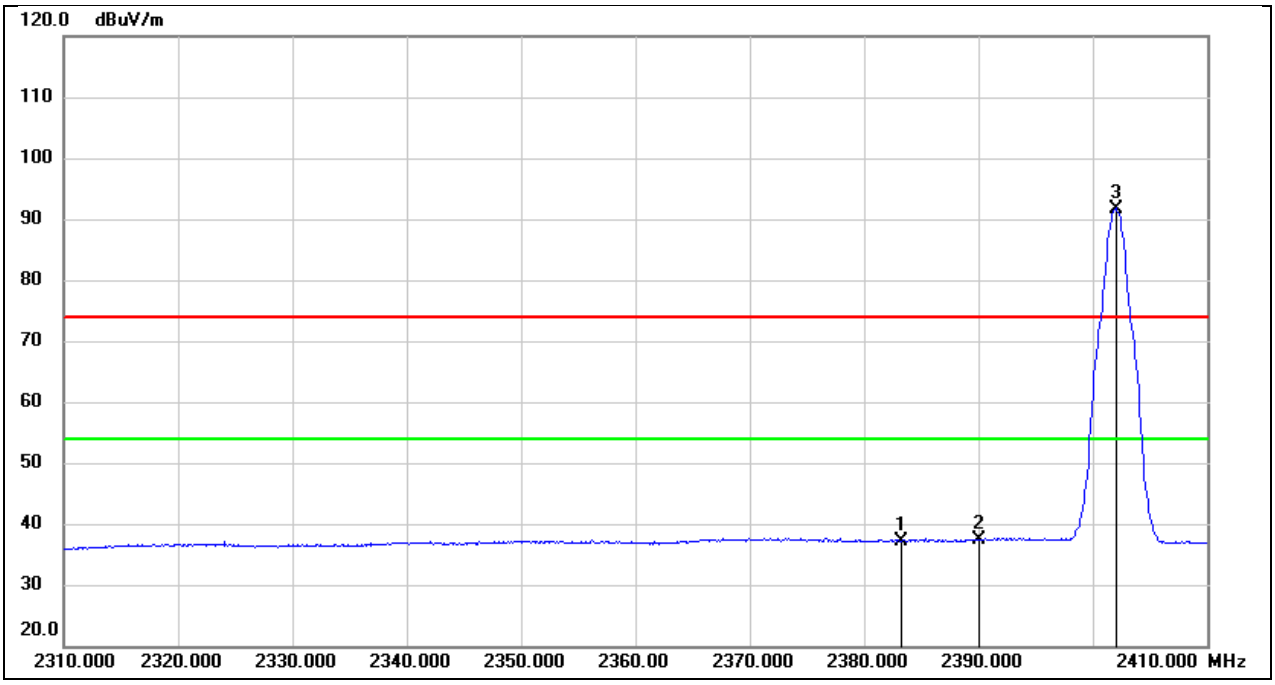

No.	Frequency (MHz)	Reading (dBuV)	Correct (dB/m)	Result (dBuV/m)	Limit (dBuV/m)	Margin (dB)	Remark
1	2383.300	26.57	10.61	37.18	54.00	-16.82	AVG
2	2390.000	26.70	10.67	37.37	54.00	-16.63	AVG
3	2402.000	81.01	10.74	91.75	\	\	Fundamental

This report shall not be reproduced except in full, without the written approval of UL Verification Services (Guangzhou) Co., Ltd, Song Shan Lake Branch.

Test Mode:	BLE 2M PK	Frequency(MHz):	2480
Polarity:	Horizontal	Test Voltage:	AC 120V_60Hz

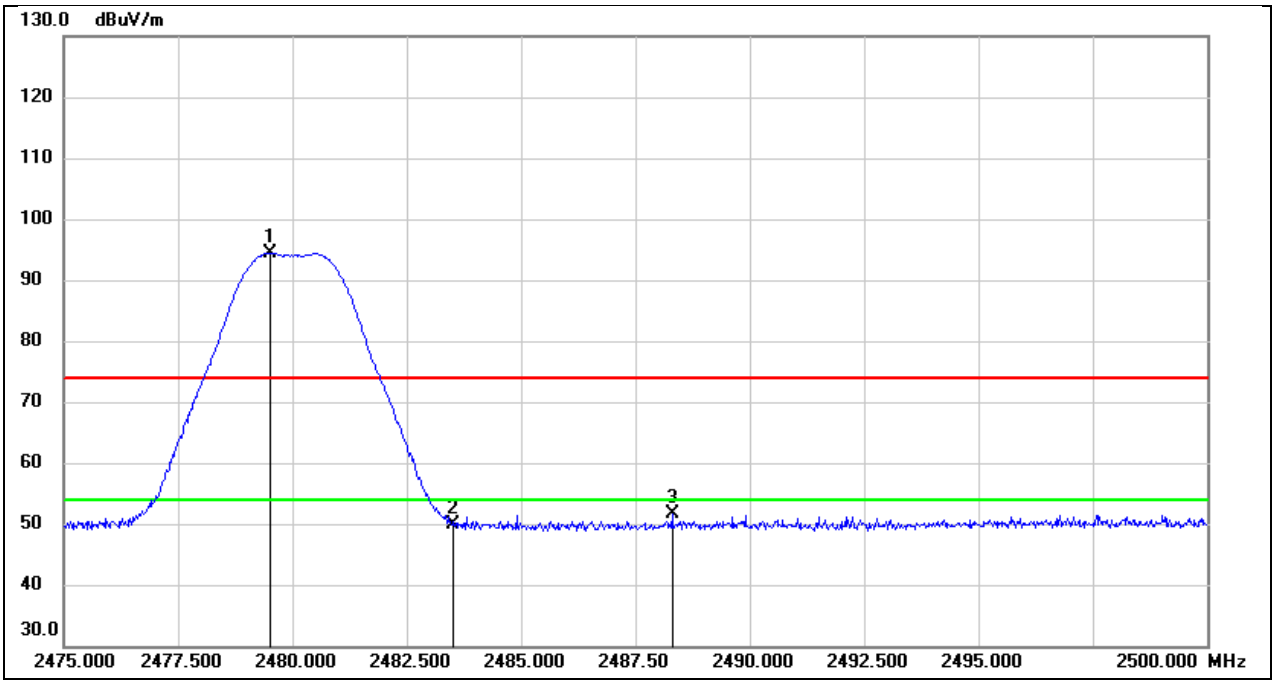

No.	Frequency (MHz)	Reading (dBuV)	Correct (dB/m)	Result (dBuV/m)	Limit (dBuV/m)	Margin (dB)	Remark
1	2479.500	83.33	11.14	94.47	\	\	Fundamental
2	2483.500	38.73	11.16	49.89	74.00	-24.11	peak
3	2488.300	40.46	11.18	51.64	74.00	-22.36	peak

This report shall not be reproduced except in full, without the written approval of UL Verification Services (Guangzhou) Co., Ltd, Song Shan Lake Branch.

Test Mode:	BLE 2M AV	Frequency(MHz):	2480
Polarity:	Horizontal	Test Voltage:	AC 120V_60Hz

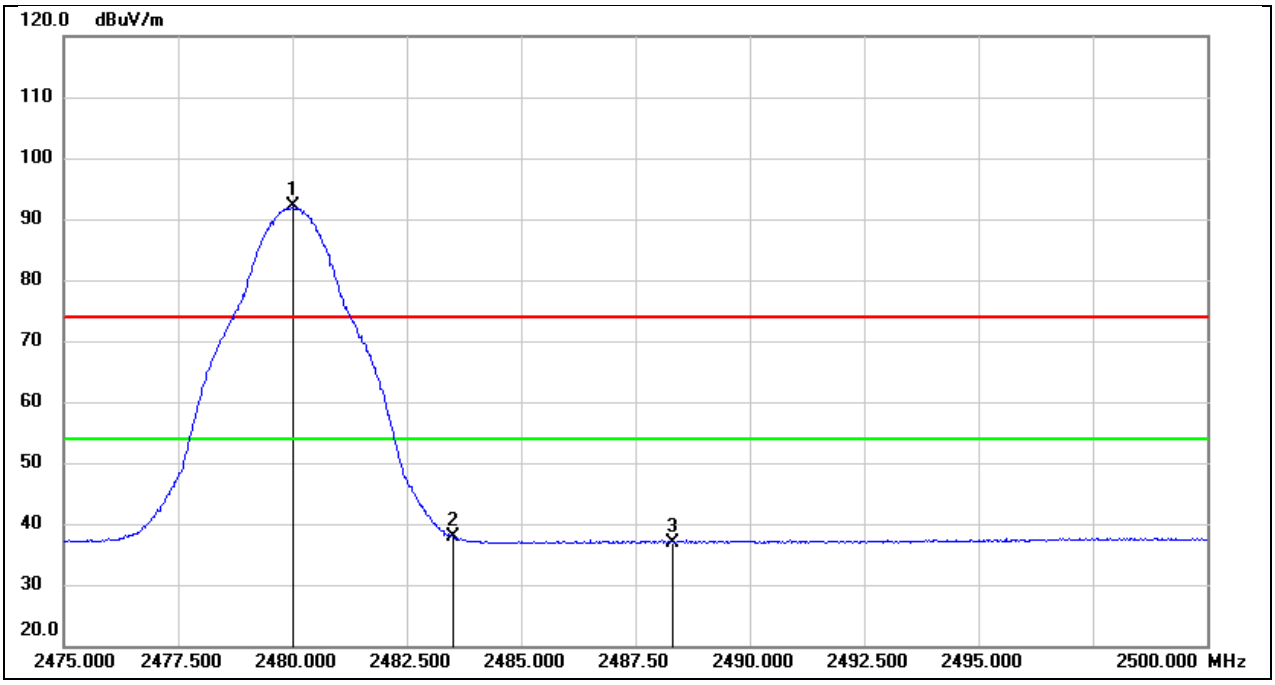

No.	Frequency (MHz)	Reading (dBuV)	Correct (dB/m)	Result (dBuV/m)	Limit (dBuV/m)	Margin (dB)	Remark
1	2480.025	80.87	11.14	92.01	\	\	Fundamental
2	2483.500	26.66	11.16	37.82	54.00	-16.18	AVG
3	2488.300	25.82	11.18	37.00	54.00	-17.00	AVG

This report shall not be reproduced except in full, without the written approval of UL Verification Services (Guangzhou) Co., Ltd, Song Shan Lake Branch.

8.2. SPURIOUS EMISSIONS(1 GHZ~3 GHZ)

Test Mode:	BLE 1M	Frequency(MHz):	2402
Polarity:	Horizontal	Test Voltage:	AC 120V_60Hz

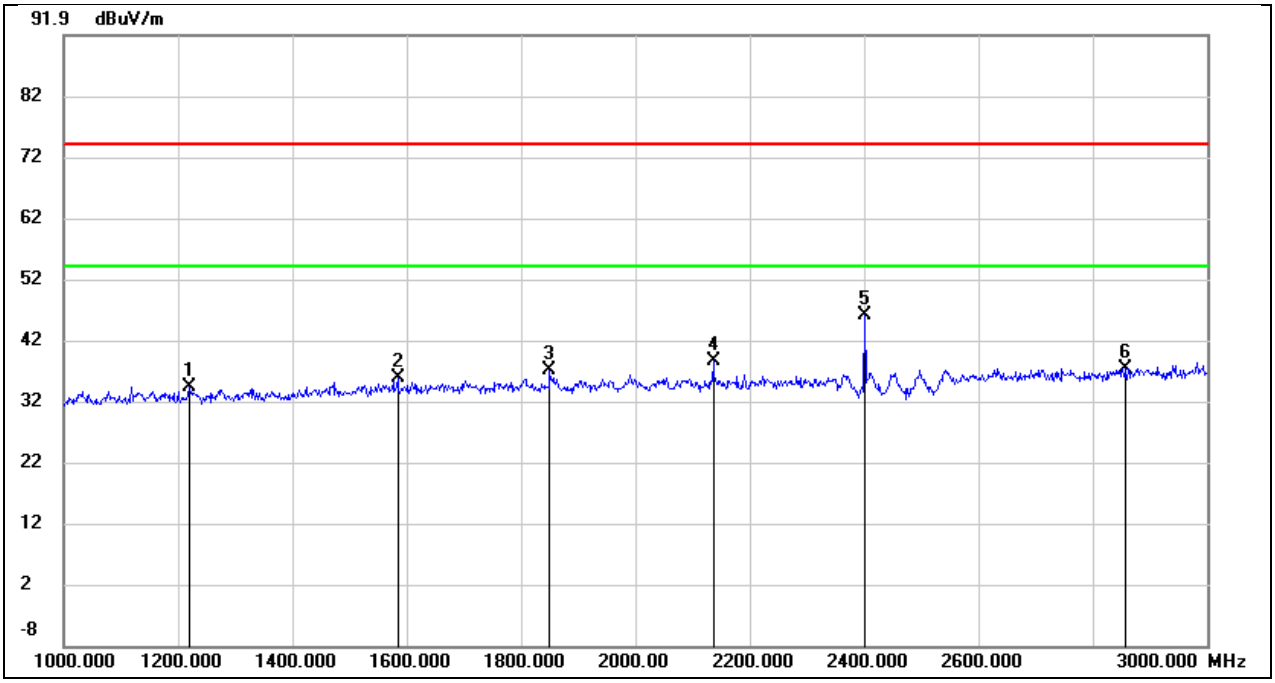

No.	Frequency (MHz)	Reading (dBuV)	Correct (dB/m)	Result (dBuV/m)	Limit (dBuV/m)	Margin (dB)	Remark
1	1221.600	47.12	-12.91	34.21	74.00	-39.79	peak
2	1584.600	47.11	-11.35	35.76	74.00	-38.24	peak
3	1851.200	47.29	-10.37	36.92	74.00	-37.08	peak
4	2136.800	48.26	-9.71	38.55	74.00	-35.45	peak
5	2402.00	54.48	-8.46	46.02	\	\	Fundamental
6	2859.000	43.96	-6.58	37.38	74.00	-36.62	peak

This report shall not be reproduced except in full, without the written approval of UL Verification Services (Guangzhou) Co., Ltd, Song Shan Lake Branch.

Test Mode:	BLE 1M	Frequency(MHz):	2402
Polarity:	Vertical	Test Voltage:	AC 120V_60Hz

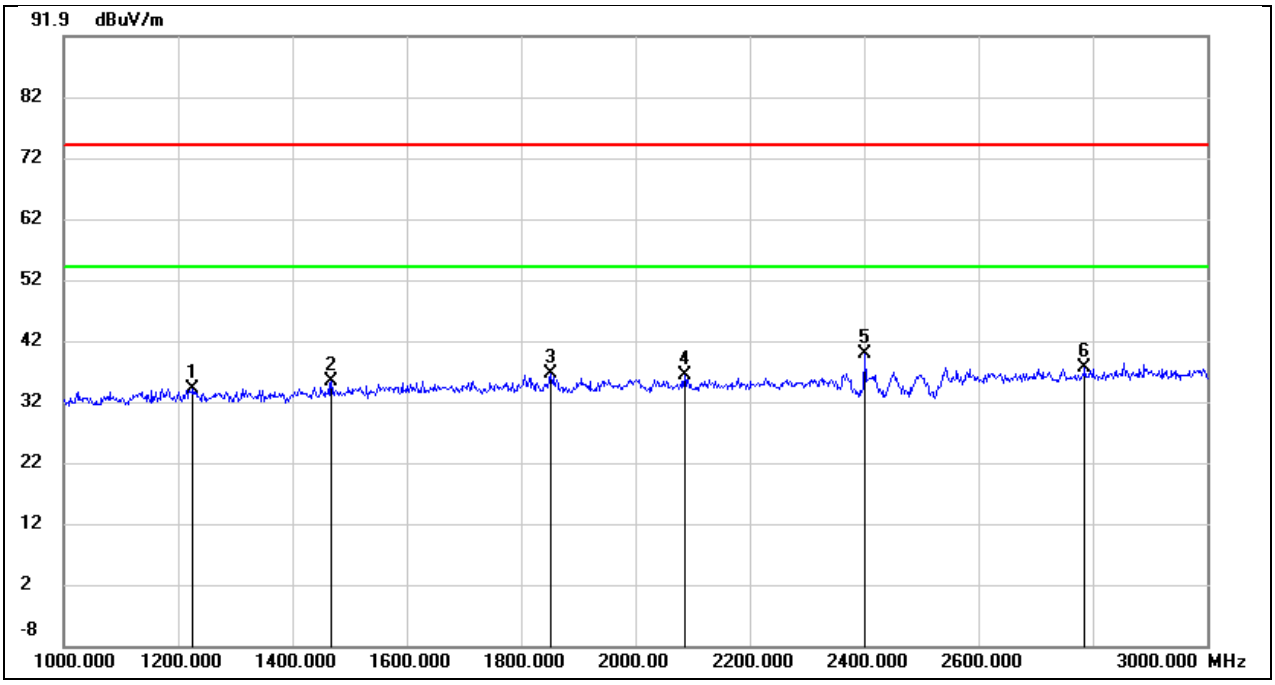

No.	Frequency (MHz)	Reading (dBuV)	Correct (dB/m)	Result (dBuV/m)	Limit (dBuV/m)	Margin (dB)	Remark
1	1226.800	46.89	-12.88	34.01	74.00	-39.99	peak
2	1468.200	46.94	-11.78	35.16	74.00	-38.84	peak
3	1852.000	47.00	-10.37	36.63	74.00	-37.37	peak
4	2086.400	45.87	-9.71	36.16	74.00	-37.84	peak
5	2402.000	48.30	-8.45	39.85	\	\	Fundamental
6	2787.000	44.30	-6.86	37.44	74.00	-36.56	peak

This report shall not be reproduced except in full, without the written approval of UL Verification Services (Guangzhou) Co., Ltd, Song Shan Lake Branch.

Test Mode:	BLE 1M	Frequency(MHz):	2440
Polarity:	Horizontal	Test Voltage:	AC 120V_60Hz

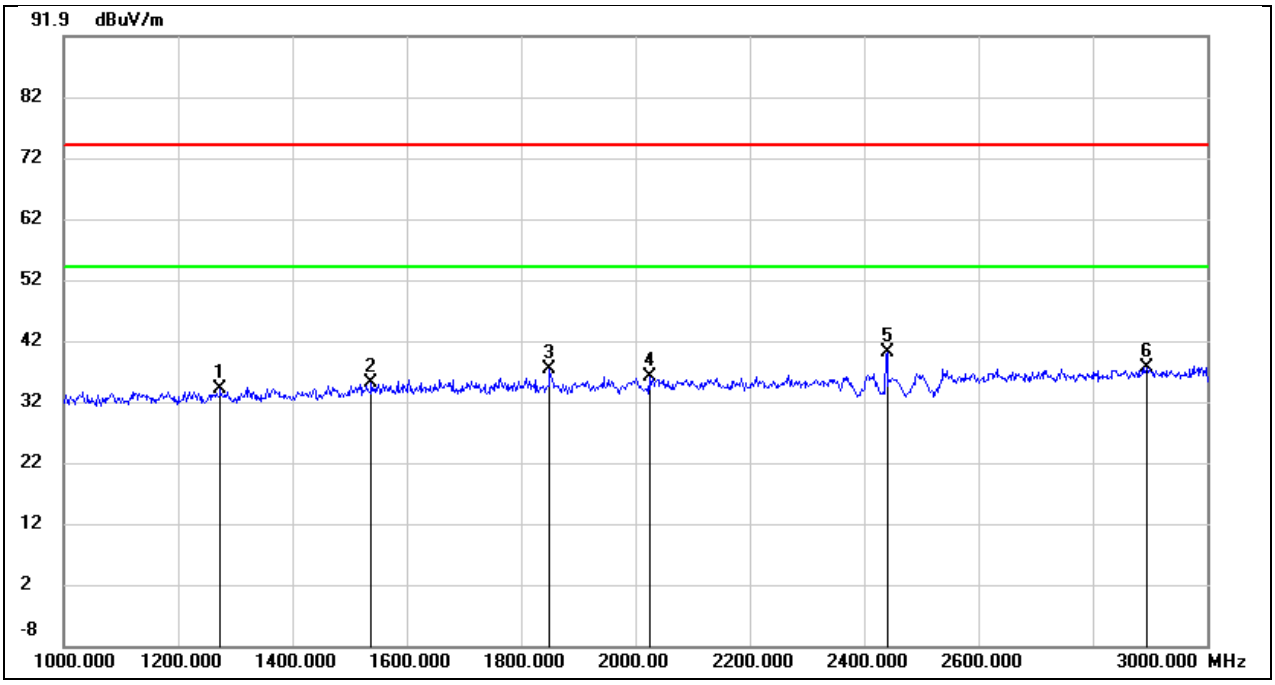

No.	Frequency (MHz)	Reading (dBuV)	Correct (dB/m)	Result (dBuV/m)	Limit (dBuV/m)	Margin (dB)	Remark
1	1275.600	46.64	-12.66	33.98	74.00	-40.02	peak
2	1539.400	46.46	-11.50	34.96	74.00	-39.04	peak
3	1851.800	47.60	-10.37	37.23	74.00	-36.77	peak
4	2024.600	45.67	-9.71	35.96	74.00	-38.04	peak
5	2440.000	48.41	-8.27	40.14	\	\	Fundamental
6	2895.600	43.96	-6.44	37.52	74.00	-36.48	peak

This report shall not be reproduced except in full, without the written approval of UL Verification Services (Guangzhou) Co., Ltd, Song Shan Lake Branch.

Test Mode:	BLE 1M	Frequency(MHz):	2440
Polarity:	Vertical	Test Voltage:	AC 120V_60Hz

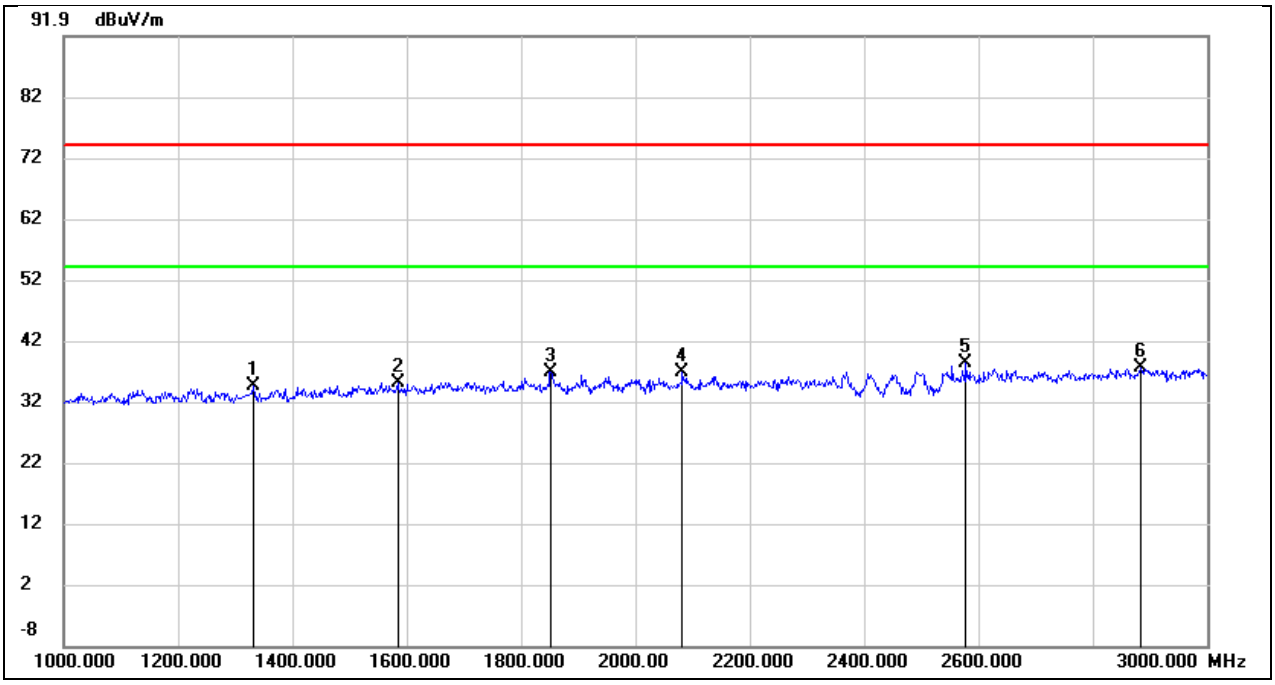

No.	Frequency (MHz)	Reading (dBuV)	Correct (dB/m)	Result (dBuV/m)	Limit (dBuV/m)	Margin (dB)	Remark
1	1332.600	46.91	-12.40	34.51	74.00	-39.49	peak
2	1584.600	46.47	-11.35	35.12	74.00	-38.88	peak
3	1852.600	47.16	-10.37	36.79	74.00	-37.21	peak
4	2083.200	46.54	-9.71	36.83	74.00	-37.17	peak
5	2578.000	45.96	-7.63	38.33	74.00	-35.67	peak
6	2884.000	44.14	-6.49	37.65	74.00	-36.35	peak

This report shall not be reproduced except in full, without the written approval of UL Verification Services (Guangzhou) Co., Ltd, Song Shan Lake Branch.

Test Mode:	BLE 1M	Frequency(MHz):	2480
Polarity:	Horizontal	Test Voltage:	AC 120V_60Hz

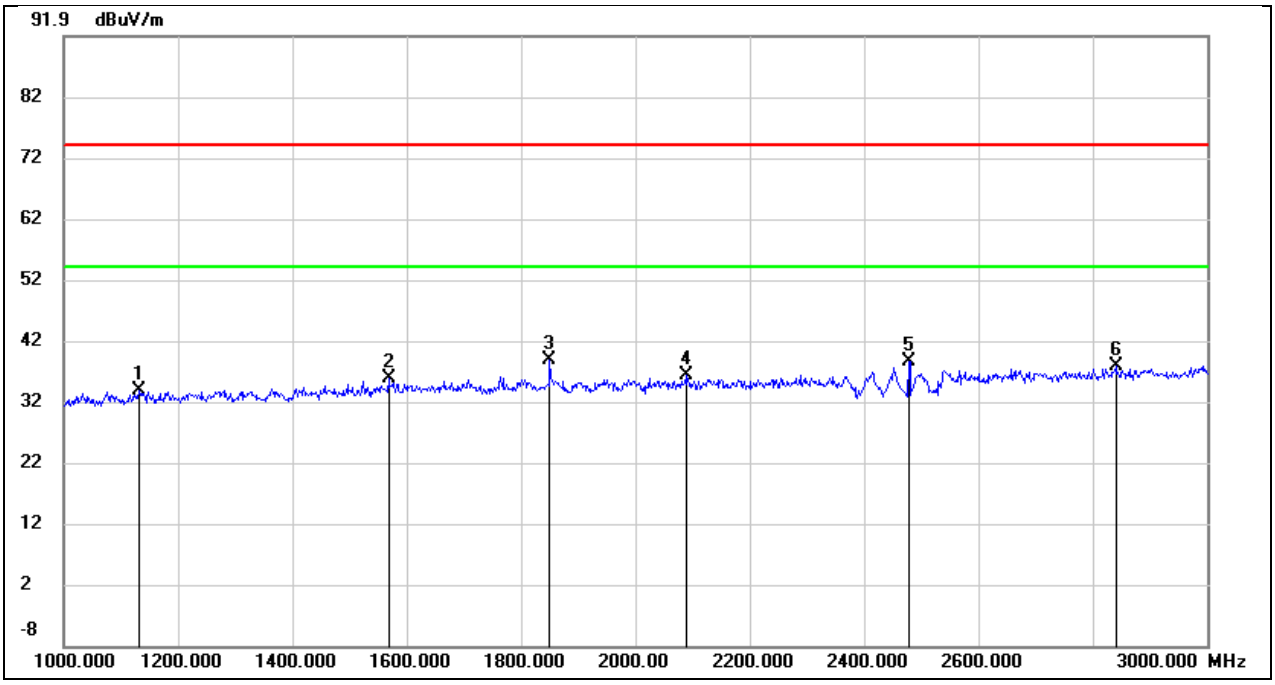

No.	Frequency (MHz)	Reading (dBuV)	Correct (dB/m)	Result (dBuV/m)	Limit (dBuV/m)	Margin (dB)	Remark
1	1132.000	47.15	-13.31	33.84	74.00	-40.16	peak
2	1569.400	47.09	-11.40	35.69	74.00	-38.31	peak
3	1851.400	49.13	-10.37	38.76	74.00	-35.24	peak
4	2089.400	46.07	-9.72	36.35	74.00	-37.65	peak
5	2478.000	46.56	-8.08	38.48	\	\	Fundamental
6	2841.400	44.33	-6.65	37.68	74.00	-36.32	peak

This report shall not be reproduced except in full, without the written approval of UL Verification Services (Guangzhou) Co., Ltd, Song Shan Lake Branch.

Test Mode:	BLE 1M	Frequency(MHz):	2480
Polarity:	Vertical	Test Voltage:	AC 120V_60Hz

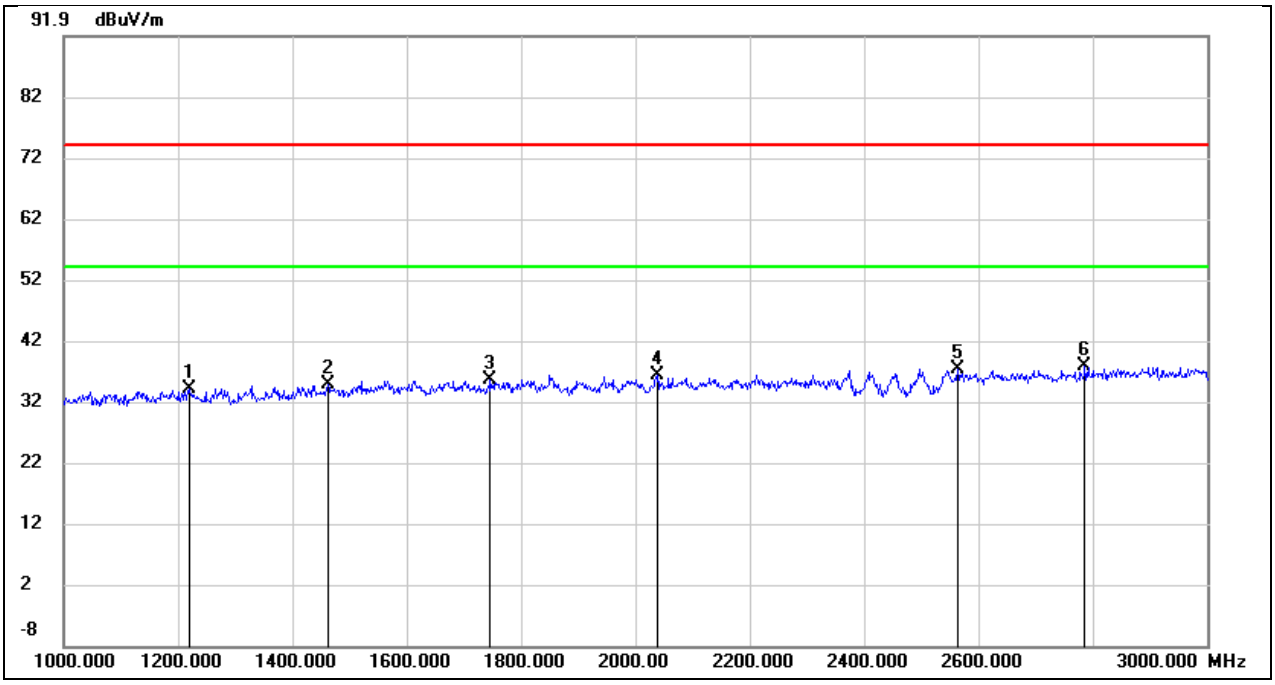

No.	Frequency (MHz)	Reading (dBuV)	Correct (dB/m)	Result (dBuV/m)	Limit (dBuV/m)	Margin (dB)	Remark
1	1221.400	46.86	-12.91	33.95	74.00	-40.05	peak
2	1462.800	46.61	-11.80	34.81	74.00	-39.19	peak
3	1746.000	46.30	-10.79	35.51	74.00	-38.49	peak
4	2039.000	46.08	-9.71	36.37	74.00	-37.63	peak
5	2564.400	44.96	-7.70	37.26	74.00	-36.74	peak
6	2787.200	44.56	-6.86	37.70	74.00	-36.30	peak

This report shall not be reproduced except in full, without the written approval of UL Verification Services (Guangzhou) Co., Ltd, Song Shan Lake Branch.

8.3. SPURIOUS EMISSIONS(3 GHZ~18 GHZ)

Test Mode:	BLE 1M	Frequency(MHz):	2402
Polarity:	Horizontal	Test Voltage:	AC 120V_60Hz

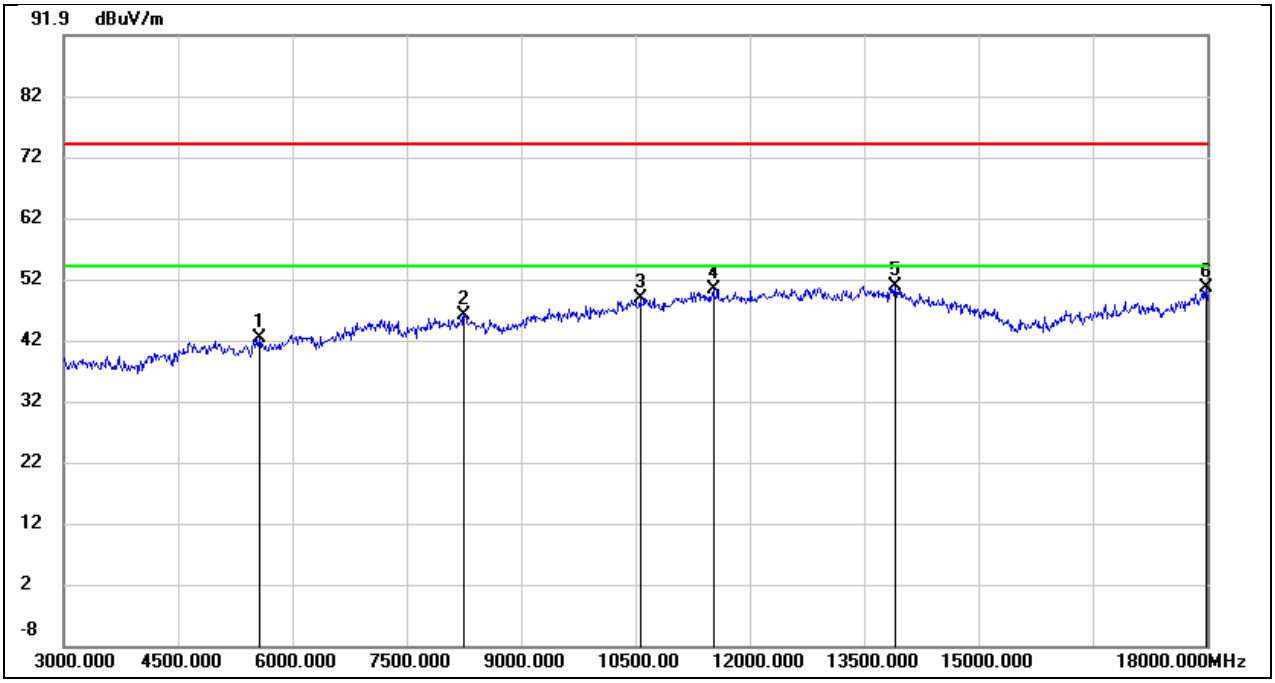

No.	Frequency (MHz)	Reading (dBuV)	Correct (dB/m)	Result (dBuV/m)	Limit (dBuV/m)	Margin (dB)	Remark
1	5566.500	40.42	1.84	42.26	74.00	-31.74	peak
2	8251.500	38.06	8.09	46.15	74.00	-27.85	peak
3	10561.500	34.67	14.20	48.87	74.00	-25.13	peak
4	11520.000	33.35	16.89	50.24	74.00	-23.76	peak
5	13918.500	27.15	23.75	50.90	74.00	-23.10	peak
6	17989.500	22.57	27.91	50.48	74.00	-23.52	peak

This report shall not be reproduced except in full, without the written approval of UL Verification Services (Guangzhou) Co., Ltd, Song Shan Lake Branch.

Test Mode:	BLE 1M	Frequency(MHz):	2402
Polarity:	Vertical	Test Voltage:	AC 120V_60Hz

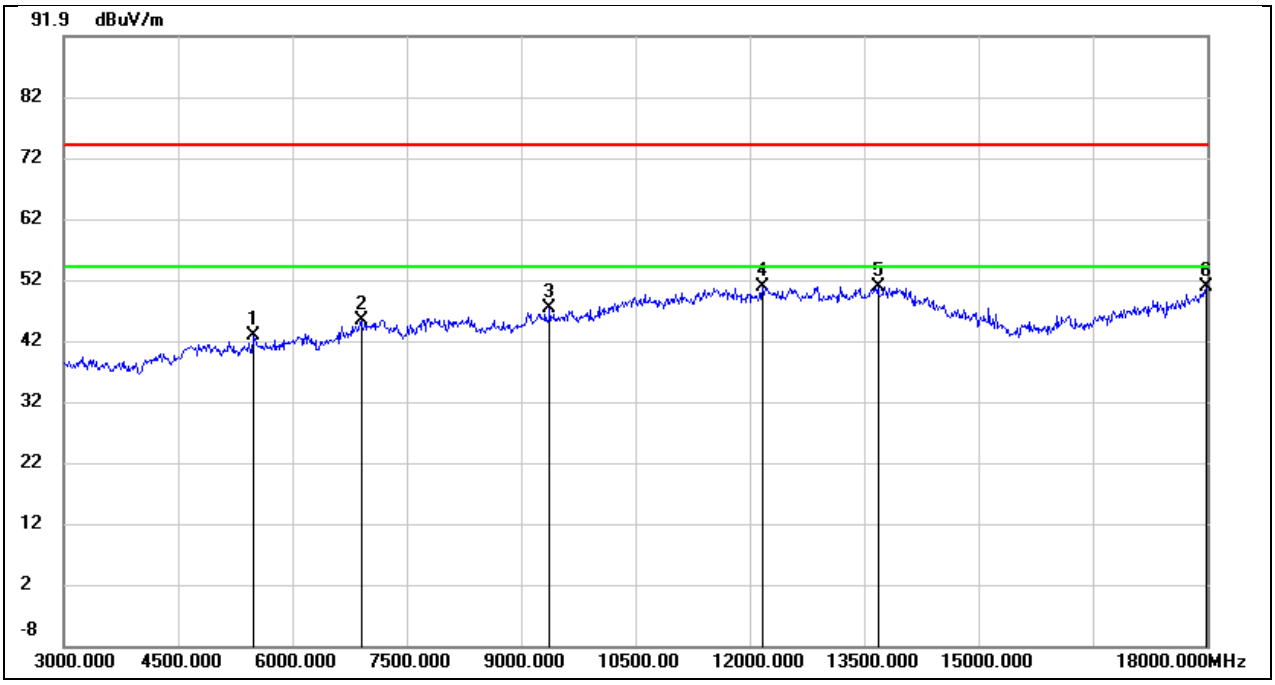

No.	Frequency (MHz)	Reading (dBuV)	Correct (dB/m)	Result (dBuV/m)	Limit (dBuV/m)	Margin (dB)	Remark
1	5493.000	41.13	1.71	42.84	74.00	-31.16	peak
2	6913.500	39.63	5.72	45.35	74.00	-28.65	peak
3	9388.500	36.44	10.72	47.16	74.00	-26.84	peak
4	12178.500	32.07	18.68	50.75	74.00	-23.25	peak
5	13686.000	27.74	22.98	50.72	74.00	-23.28	peak
6	17985.000	22.83	27.88	50.71	74.00	-23.29	peak

This report shall not be reproduced except in full, without the written approval of UL Verification Services (Guangzhou) Co., Ltd, Song Shan Lake Branch.

Test Mode:	BLE 1M	Frequency(MHz):	2440
Polarity:	Horizontal	Test Voltage:	AC 120V_60Hz

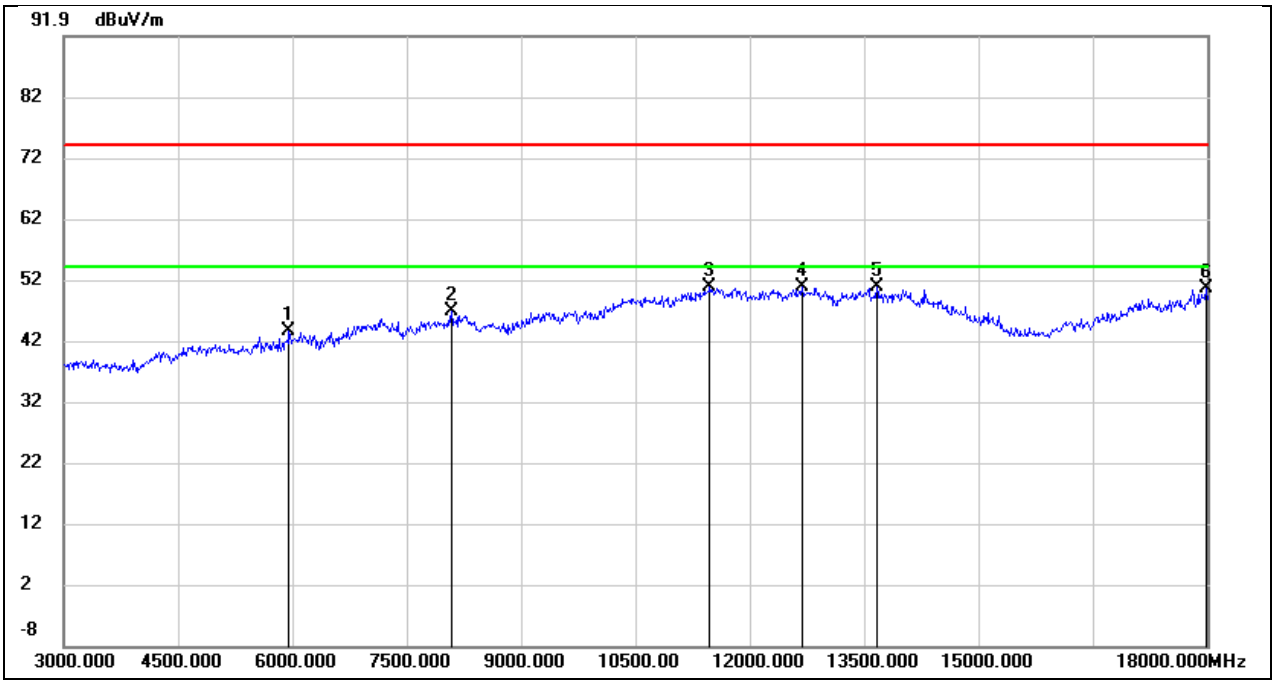

No.	Frequency (MHz)	Reading (dBuV)	Correct (dB/m)	Result (dBuV/m)	Limit (dBuV/m)	Margin (dB)	Remark
1	5968.500	41.07	2.50	43.57	74.00	-30.43	peak
2	8095.500	38.73	8.01	46.74	74.00	-27.26	peak
3	11488.500	33.94	16.79	50.73	74.00	-23.27	peak
4	12700.500	31.37	19.36	50.73	74.00	-23.27	peak
5	13677.000	27.77	22.94	50.71	74.00	-23.29	peak
6	17998.500	22.58	27.97	50.55	74.00	-23.45	peak

This report shall not be reproduced except in full, without the written approval of UL Verification Services (Guangzhou) Co., Ltd, Song Shan Lake Branch.

Test Mode:	BLE 1M	Frequency(MHz):	2440
Polarity:	Vertical	Test Voltage:	AC 120V_60Hz

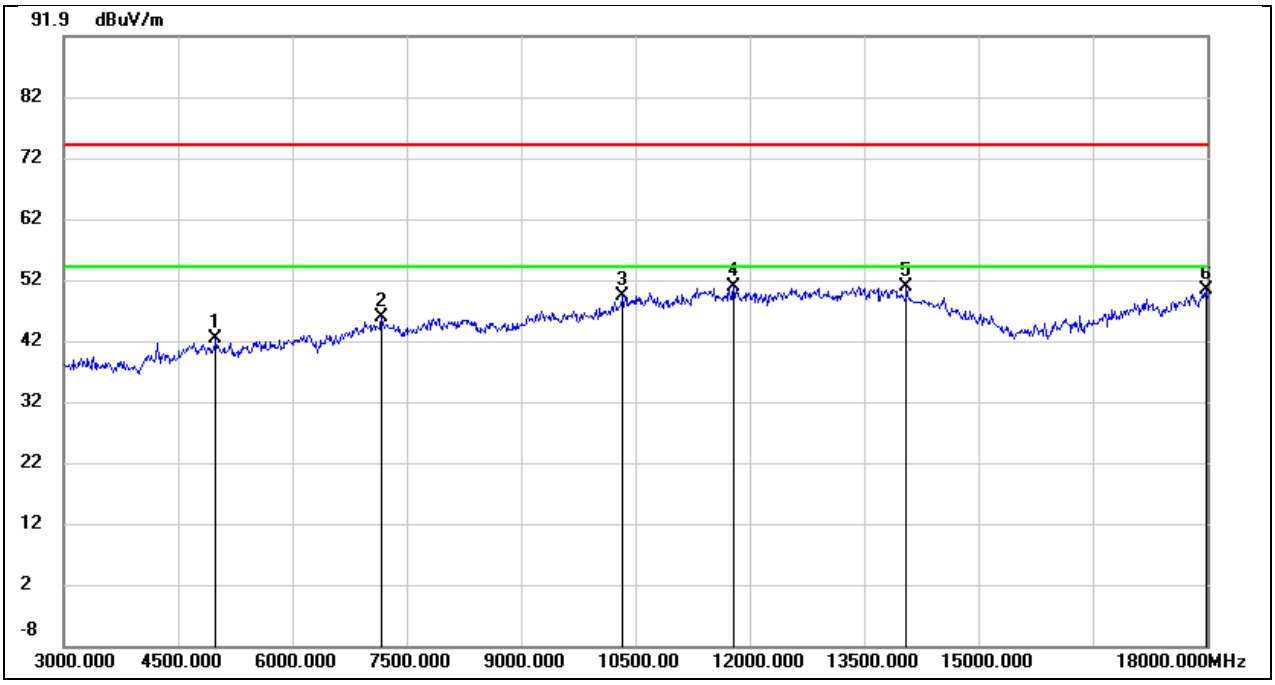

No.	Frequency (MHz)	Reading (dBuV)	Correct (dB/m)	Result (dBuV/m)	Limit (dBuV/m)	Margin (dB)	Remark
1	4996.500	41.55	0.61	42.16	74.00	-31.84	peak
2	7170.000	39.23	6.64	45.87	74.00	-28.13	peak
3	10347.000	35.69	13.63	49.32	74.00	-24.68	peak
4	11794.500	33.04	17.72	50.76	74.00	-23.24	peak
5	14062.500	27.15	23.70	50.85	74.00	-23.15	peak
6	17991.000	22.32	27.92	50.24	74.00	-23.76	peak

This report shall not be reproduced except in full, without the written approval of UL Verification Services (Guangzhou) Co., Ltd, Song Shan Lake Branch.

Test Mode:	BLE 1M	Frequency(MHz):	2480
Polarity:	Horizontal	Test Voltage:	AC 120V_60Hz

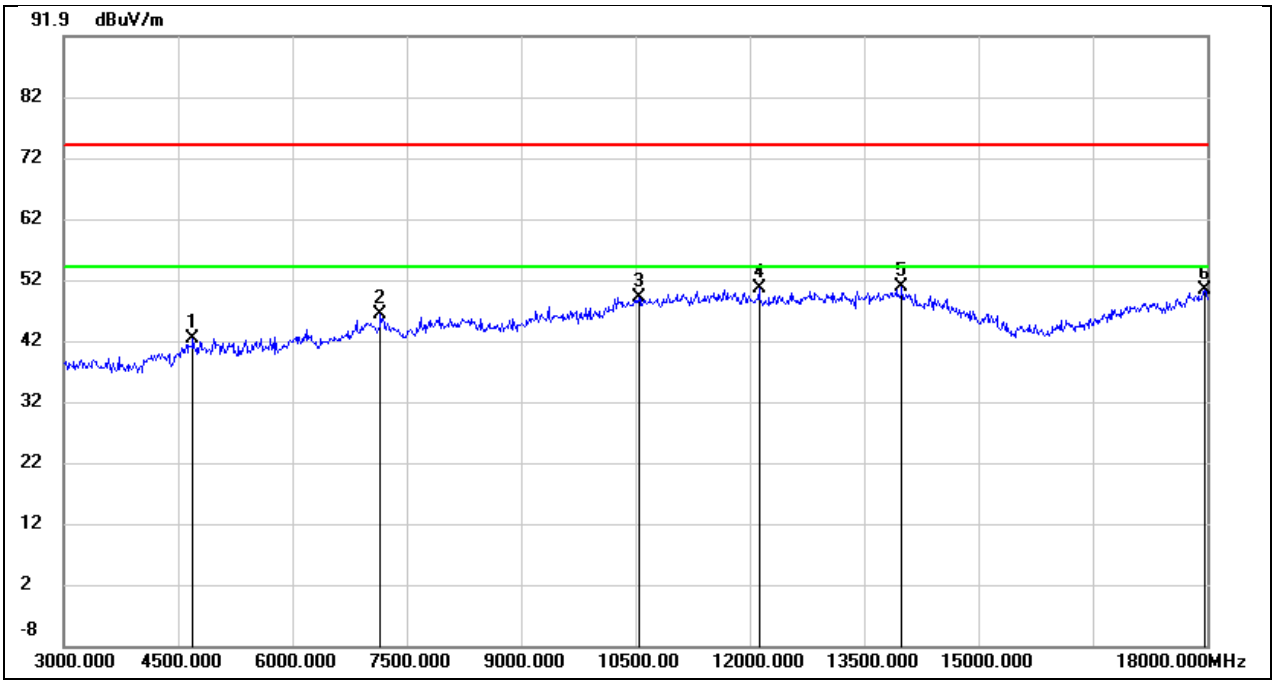

No.	Frequency (MHz)	Reading (dBuV)	Correct (dB/m)	Result (dBuV/m)	Limit (dBuV/m)	Margin (dB)	Remark
1	4707.000	42.33	-0.06	42.27	74.00	-31.73	peak
2	7162.500	39.66	6.62	46.28	74.00	-27.72	peak
3	10549.500	34.98	14.17	49.15	74.00	-24.85	peak
4	12121.500	31.97	18.55	50.52	74.00	-23.48	peak
5	14002.500	26.67	24.05	50.72	74.00	-23.28	peak
6	17976.000	22.46	27.83	50.29	74.00	-23.71	peak

This report shall not be reproduced except in full, without the written approval of UL Verification Services (Guangzhou) Co., Ltd, Song Shan Lake Branch.

Test Mode:	BLE 1M	Frequency(MHz):	2480
Polarity:	Vertical	Test Voltage:	AC 120V_60Hz

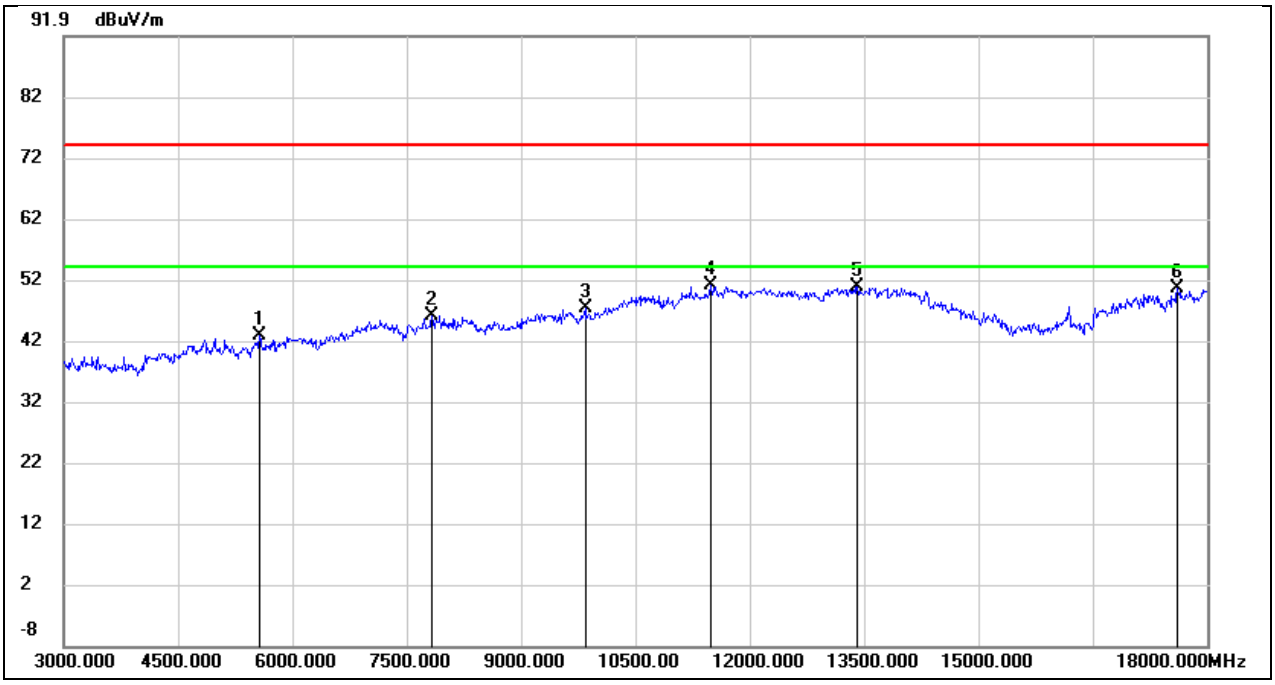

No.	Frequency (MHz)	Reading (dBuV)	Correct (dB/m)	Result (dBuV/m)	Limit (dBuV/m)	Margin (dB)	Remark
1	5565.000	41.01	1.84	42.85	74.00	-31.15	peak
2	7839.000	38.51	7.57	46.08	74.00	-27.92	peak
3	9847.500	35.03	12.32	47.35	74.00	-26.65	peak
4	11491.500	34.14	16.79	50.93	74.00	-23.07	peak
5	13422.000	28.63	22.10	50.73	74.00	-23.27	peak
6	17622.000	24.82	25.63	50.45	74.00	-23.55	peak

This report shall not be reproduced except in full, without the written approval of UL Verification Services (Guangzhou) Co., Ltd, Song Shan Lake Branch.

Test Mode:	BLE 2M	Frequency(MHz):	2402
Polarity:	Horizontal	Test Voltage:	AC 120V_60Hz

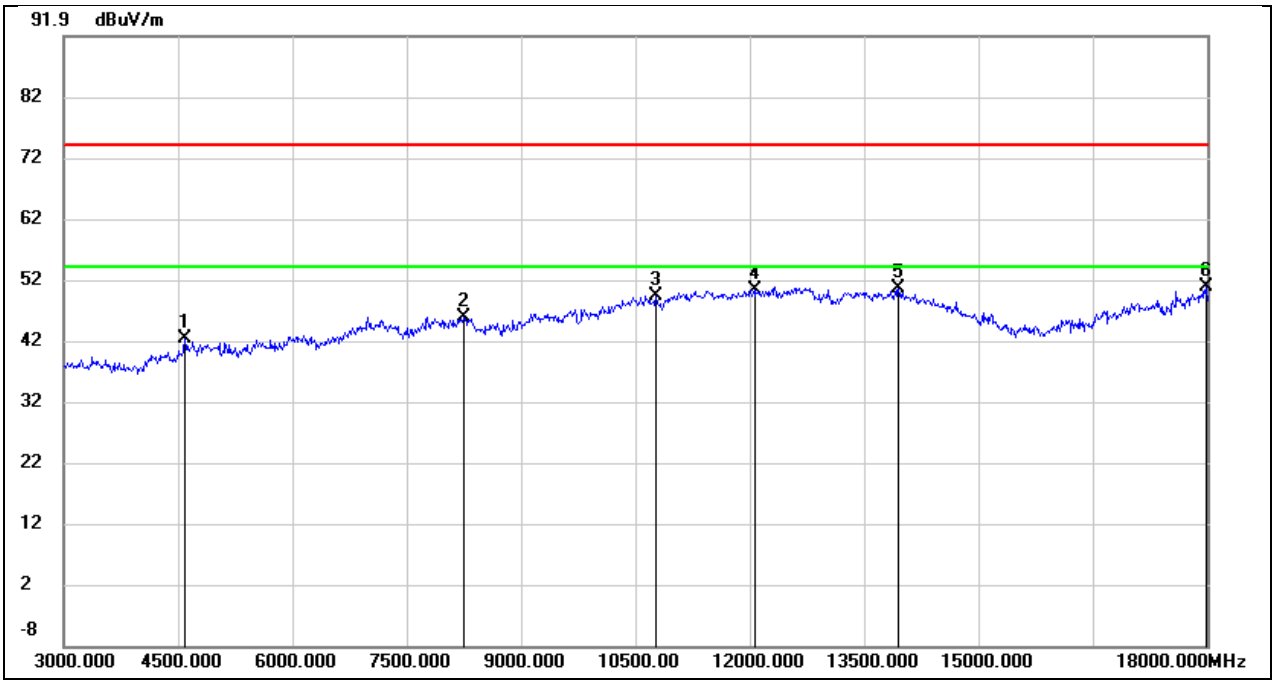

No.	Frequency (MHz)	Reading (dBuV)	Correct (dB/m)	Result (dBuV/m)	Limit (dBuV/m)	Margin (dB)	Remark
1	4591.500	42.66	-0.38	42.28	74.00	-31.72	peak
2	8263.500	37.64	8.10	45.74	74.00	-28.26	peak
3	10774.500	34.55	14.80	49.35	74.00	-24.65	peak
4	12064.500	31.94	18.42	50.36	74.00	-23.64	peak
5	13956.000	26.64	23.89	50.53	74.00	-23.47	peak
6	17992.500	22.76	27.93	50.69	74.00	-23.31	peak

This report shall not be reproduced except in full, without the written approval of UL Verification Services (Guangzhou) Co., Ltd, Song Shan Lake Branch.

Test Mode:	BLE 2M	Frequency(MHz):	2402
Polarity:	Vertical	Test Voltage:	AC 120V_60Hz

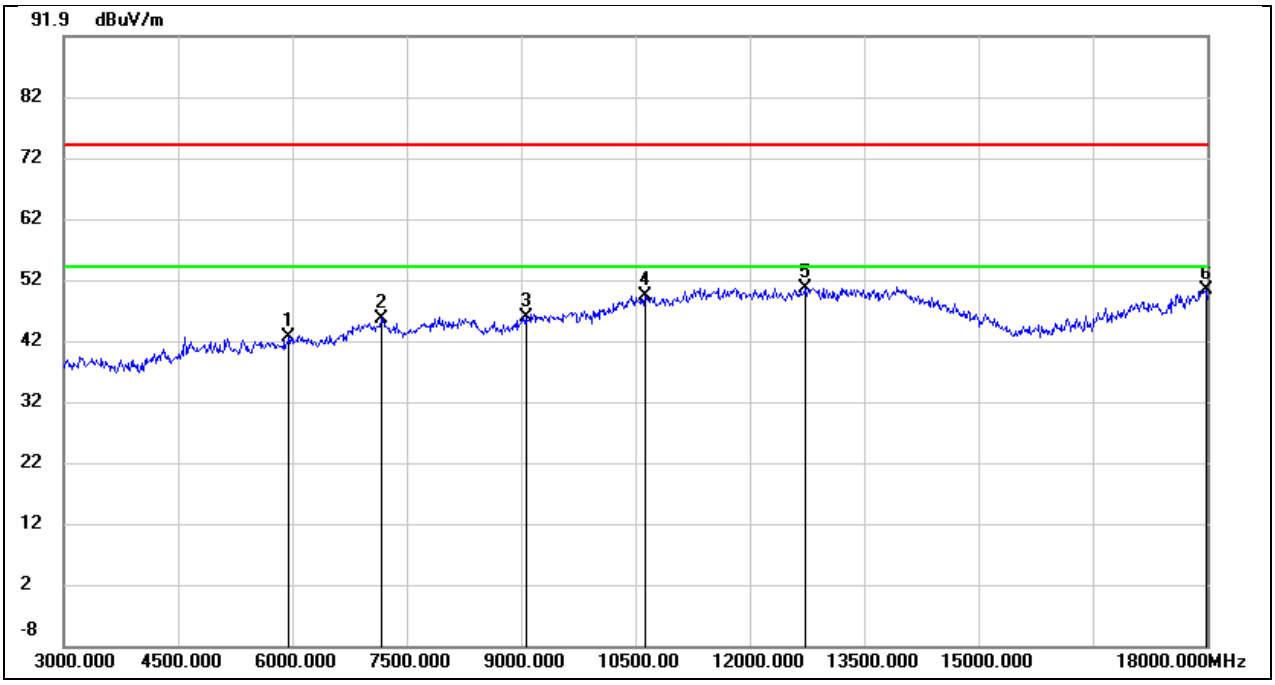

No.	Frequency (MHz)	Reading (dBuV)	Correct (dB/m)	Result (dBuV/m)	Limit (dBuV/m)	Margin (dB)	Remark
1	5962.500	40.05	2.49	42.54	74.00	-31.46	peak
2	7179.000	38.94	6.68	45.62	74.00	-28.38	peak
3	9067.500	36.30	9.53	45.83	74.00	-28.17	peak
4	10629.000	34.92	14.38	49.30	74.00	-24.70	peak
5	12720.000	31.27	19.38	50.65	74.00	-23.35	peak
6	17989.500	22.30	27.91	50.21	74.00	-23.79	peak

This report shall not be reproduced except in full, without the written approval of UL Verification Services (Guangzhou) Co., Ltd, Song Shan Lake Branch.

Test Mode:	BLE 2M	Frequency(MHz):	2440
Polarity:	Horizontal	Test Voltage:	AC 120V_60Hz

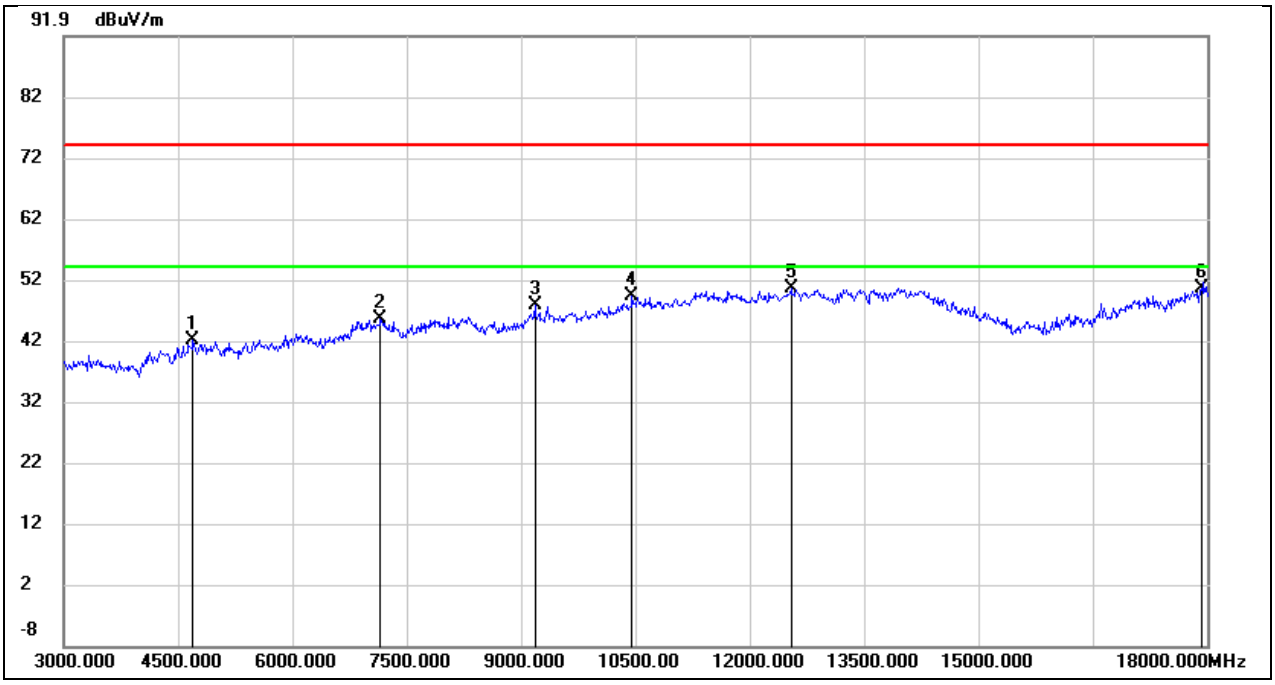

No.	Frequency (MHz)	Reading (dBuV)	Correct (dB/m)	Result (dBuV/m)	Limit (dBuV/m)	Margin (dB)	Remark
1	4708.500	42.16	-0.06	42.10	74.00	-31.90	peak
2	7167.000	38.78	6.63	45.41	74.00	-28.59	peak
3	9187.500	37.66	10.06	47.72	74.00	-26.28	peak
4	10462.500	35.34	13.94	49.28	74.00	-24.72	peak
5	12541.500	31.43	19.18	50.61	74.00	-23.39	peak
6	17926.500	23.00	27.51	50.51	74.00	-23.49	peak

This report shall not be reproduced except in full, without the written approval of UL Verification Services (Guangzhou) Co., Ltd, Song Shan Lake Branch.

Test Mode:	BLE 2M	Frequency(MHz):	2440
Polarity:	Vertical	Test Voltage:	AC 120V_60Hz

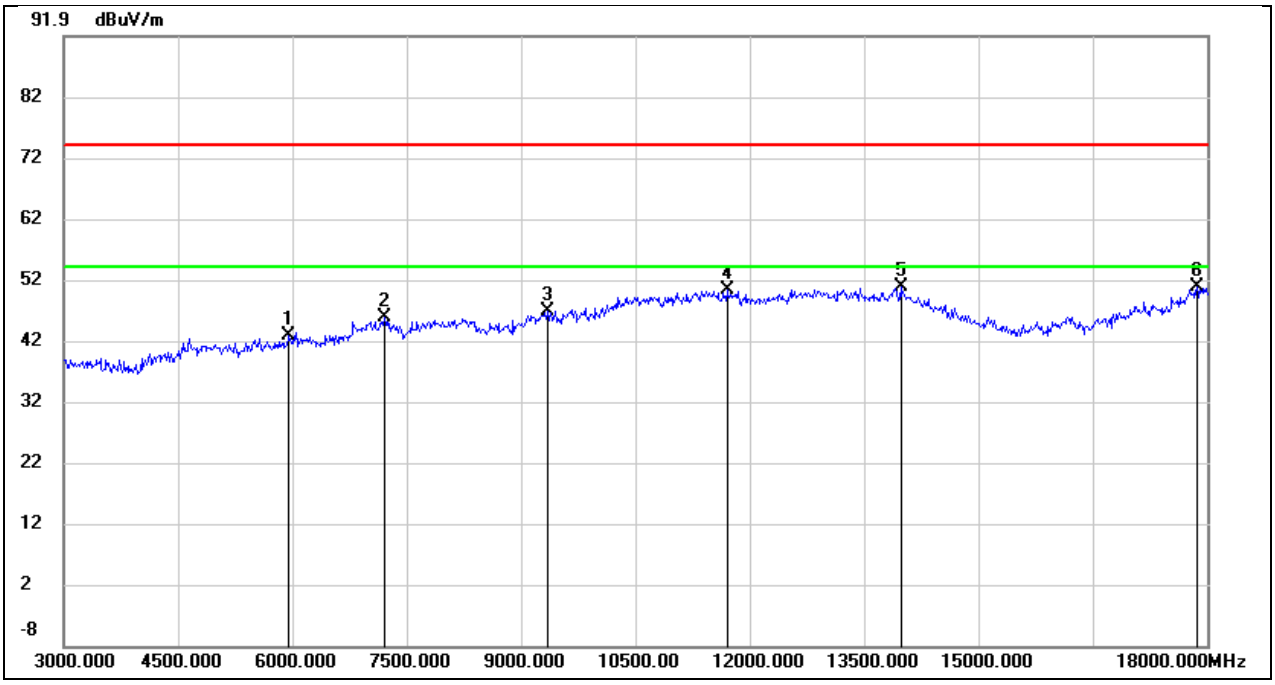

No.	Frequency (MHz)	Reading (dBuV)	Correct (dB/m)	Result (dBuV/m)	Limit (dBuV/m)	Margin (dB)	Remark
1	5964.000	40.18	2.49	42.67	74.00	-31.33	peak
2	7222.500	38.98	6.72	45.70	74.00	-28.30	peak
3	9352.500	36.13	10.61	46.74	74.00	-27.26	peak
4	11709.000	32.89	17.47	50.36	74.00	-23.64	peak
5	13992.000	26.65	24.03	50.68	74.00	-23.32	peak
6	17865.000	23.53	27.13	50.66	74.00	-23.34	peak

This report shall not be reproduced except in full, without the written approval of UL Verification Services (Guangzhou) Co., Ltd, Song Shan Lake Branch.

Test Mode:	BLE 2M	Frequency(MHz):	2480
Polarity:	Horizontal	Test Voltage:	AC 120V_60Hz

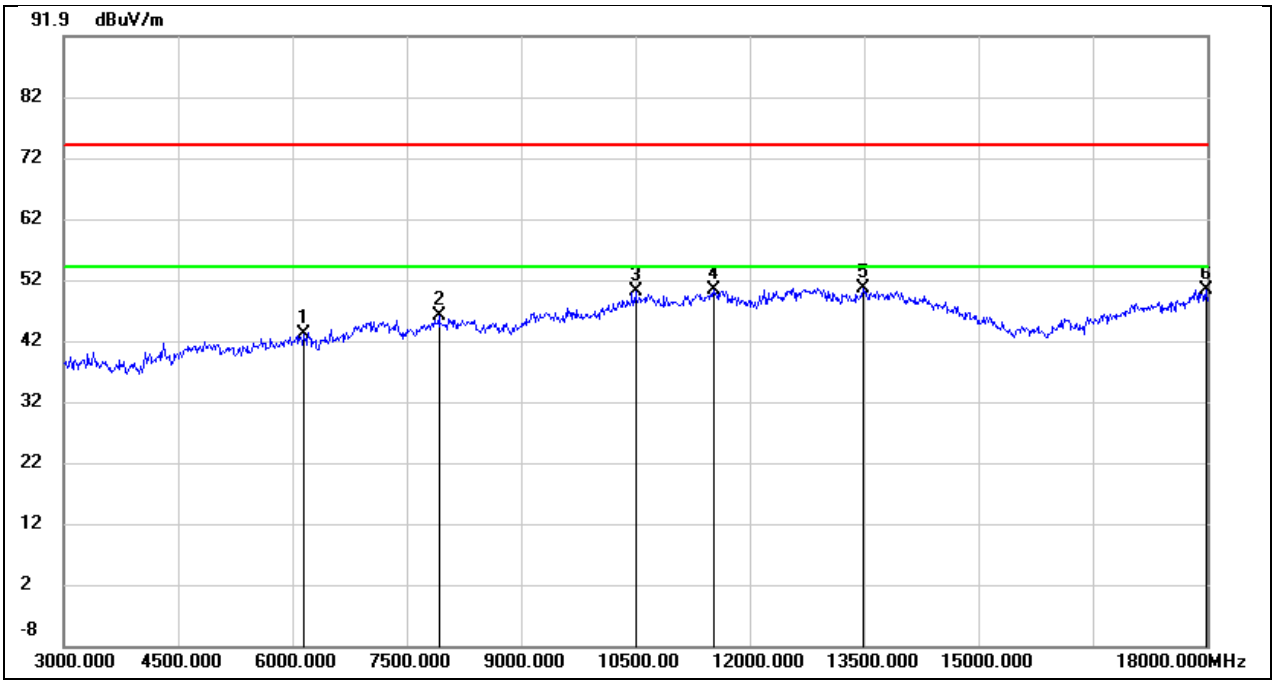

No.	Frequency (MHz)	Reading (dBuV)	Correct (dB/m)	Result (dBuV/m)	Limit (dBuV/m)	Margin (dB)	Remark
1	6162.000	39.92	3.17	43.09	74.00	-30.91	peak
2	7930.500	38.30	7.79	46.09	74.00	-27.91	peak
3	10501.500	35.90	14.04	49.94	74.00	-24.06	peak
4	11530.500	33.32	16.92	50.24	74.00	-23.76	peak
5	13497.000	28.18	22.46	50.64	74.00	-23.36	peak
6	17995.500	22.31	27.95	50.26	74.00	-23.74	peak

This report shall not be reproduced except in full, without the written approval of UL Verification Services (Guangzhou) Co., Ltd, Song Shan Lake Branch.

Test Mode:	BLE 2M	Frequency(MHz):	2480
Polarity:	Vertical	Test Voltage:	AC 120V_60Hz

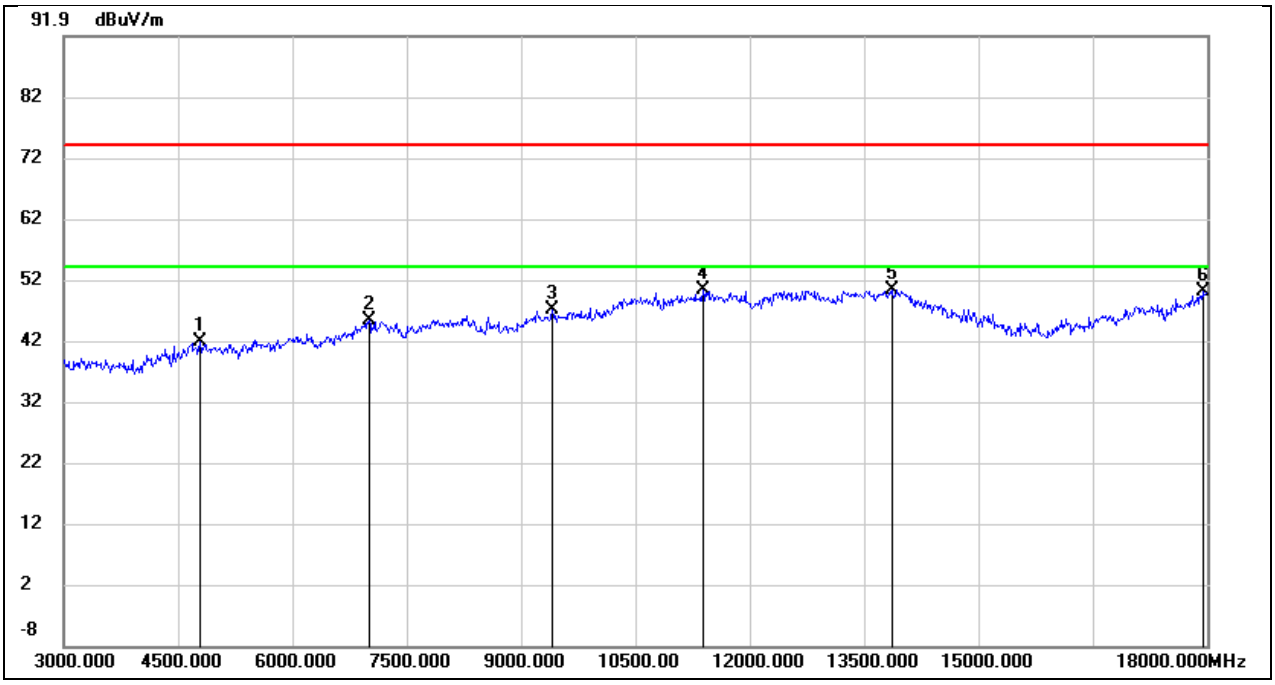

No.	Frequency (MHz)	Reading (dBuV)	Correct (dB/m)	Result (dBuV/m)	Limit (dBuV/m)	Margin (dB)	Remark
1	4791.000	41.67	0.17	41.84	74.00	-32.16	peak
2	7012.500	39.13	6.06	45.19	74.00	-28.81	peak
3	9406.500	36.32	10.78	47.10	74.00	-26.90	peak
4	11397.000	33.89	16.51	50.40	74.00	-23.60	peak
5	13861.500	26.84	23.53	50.37	74.00	-23.63	peak
6	17953.500	22.36	27.68	50.04	74.00	-23.96	peak

This report shall not be reproduced except in full, without the written approval of UL Verification Services (Guangzhou) Co., Ltd, Song Shan Lake Branch.

8.4. SPURIOUS EMISSIONS(9 KHZ~30 MHZ)

Test Mode:	BLE 1M	Frequency(MHz):	2402
Polarity:	Horizontal	Test Voltage:	AC 120V_60Hz

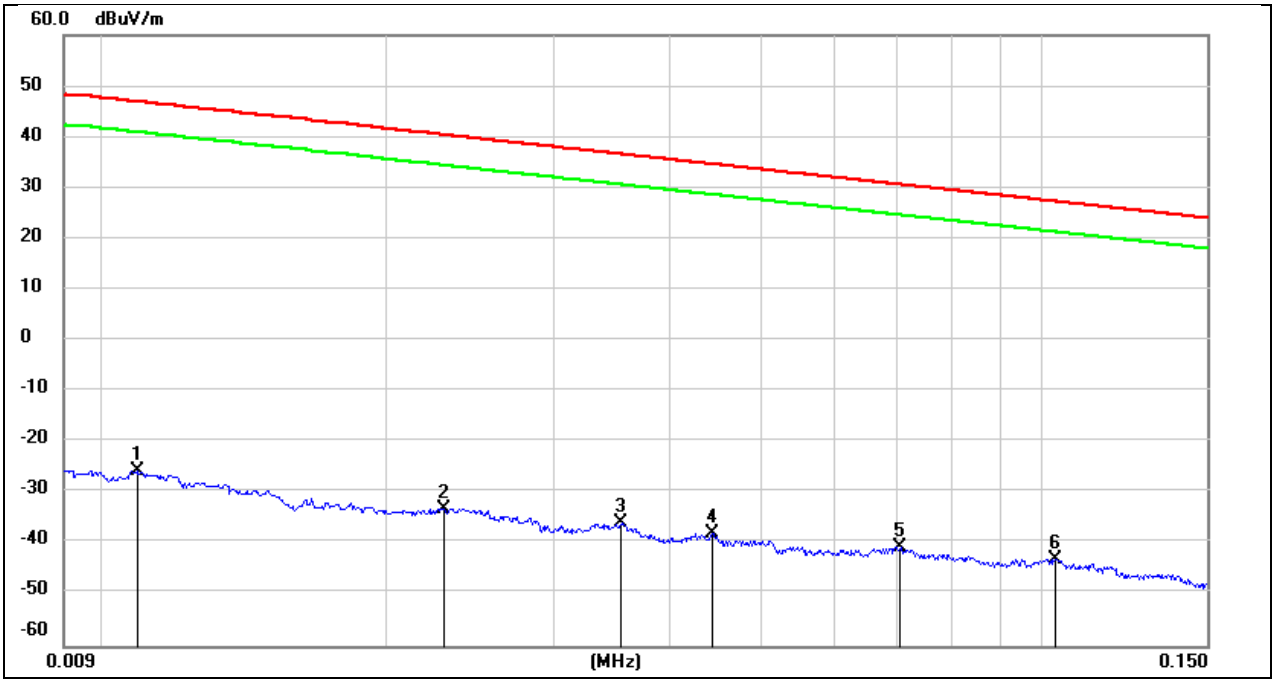

No.	Frequency	Reading	Correct	FCC Result	FCC Limit	Margin	Remark
	(MHz)	(dBuV)	(dB/m)	(dBuV/m)	(dBuV/m)	(dB)	
1	0.0108	75.78	-101.39	-25.61	46.93	-72.54	peak
2	0.0229	68.33	-101.36	-33.03	40.40	-73.43	peak
3	0.0354	65.47	-101.41	-35.94	36.62	-72.56	peak
4	0.0444	63.54	-101.45	-37.91	34.65	-72.56	peak
5	0.0704	60.92	-101.57	-40.65	30.65	-71.30	peak
6	0.1032	58.77	-101.79	-43.02	27.33	-70.35	peak

This report shall not be reproduced except in full, without the written approval of UL Verification Services (Guangzhou) Co., Ltd, Song Shan Lake Branch.

Test Mode:	BLE 1M	Frequency(MHz):	2402
Polarity:	Horizontal	Test Voltage:	AC 120V_60Hz

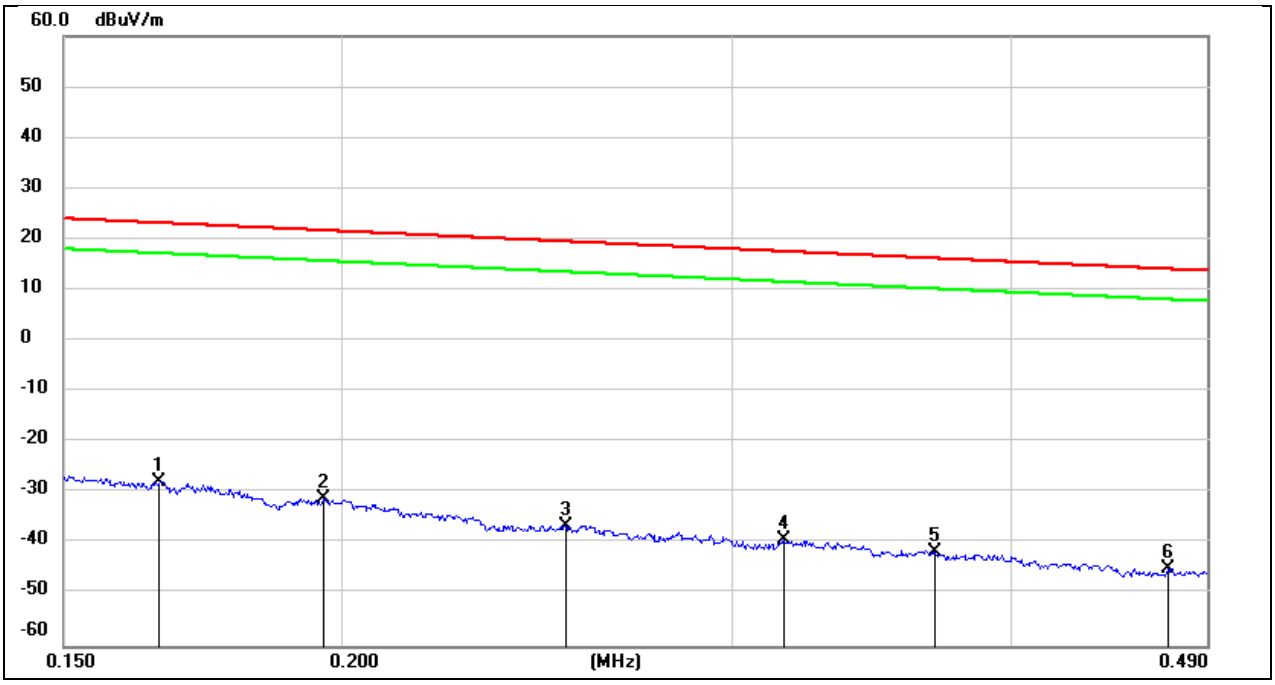

No.	Frequency	Reading	Correct	FCC Result	FCC Limit	Margin	Remark
	(MHz)	(dBuV)	(dB/m)	(dBuV/m)	(dBuV/m)	(dB)	
1	0.1655	73.82	-101.66	-27.84	23.23	-51.07	peak
2	0.1962	70.79	-101.71	-30.92	21.75	-52.67	peak
3	0.2522	65.39	-101.80	-36.41	19.57	-55.98	peak
4	0.3163	62.70	-101.87	-39.17	17.60	-56.77	peak
5	0.3700	60.39	-101.93	-41.54	16.24	-57.78	peak
6	0.4707	57.23	-102.04	-44.81	14.15	-58.96	peak

This report shall not be reproduced except in full, without the written approval of UL Verification Services (Guangzhou) Co., Ltd, Song Shan Lake Branch.

Test Mode:	BLE 1M	Frequency(MHz):	2402
Polarity:	Horizontal	Test Voltage:	AC 120V_60Hz

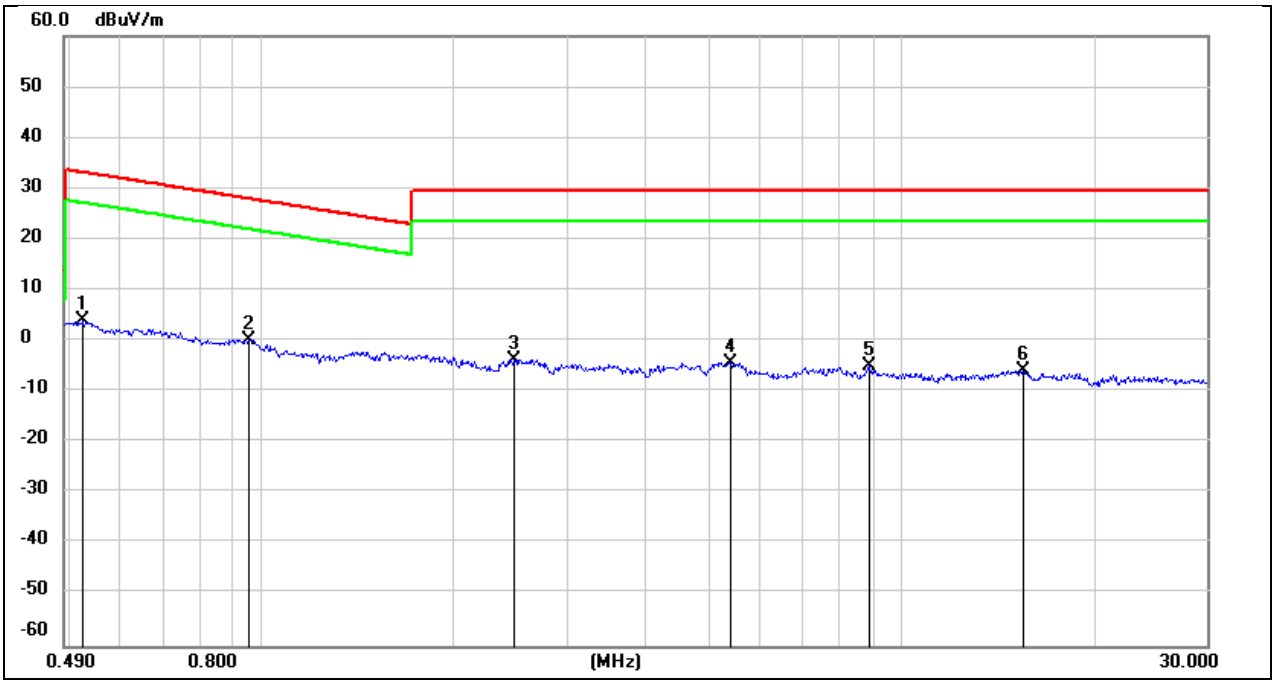

No.	Frequency	Reading	Correct	FCC Result	FCC Limit	Margin	Remark
	(MHz)	(dBuV)	(dB/m)	(dBuV/m)	(dBuV/m)	(dB)	
1	0.5252	66.06	-62.07	3.99	33.20	-29.21	peak
2	0.9543	62.54	-62.24	0.30	28.01	-27.71	peak
3	2.4787	58.00	-61.70	-3.70	29.54	-33.24	peak
4	5.3948	57.12	-61.43	-4.31	29.54	-33.85	peak
5	8.9001	55.91	-60.95	-5.04	29.54	-34.58	peak
6	15.4809	55.20	-61.00	-5.80	29.54	-35.34	peak

This report shall not be reproduced except in full, without the written approval of UL Verification Services (Guangzhou) Co., Ltd, Song Shan Lake Branch.

8.5. SPURIOUS EMISSIONS(18 GHZ~26 GHZ)

Test Mode:	BLE 1M	Frequency(MHz):	2402
Polarity:	Horizontal	Test Voltage:	AC 120V_60Hz

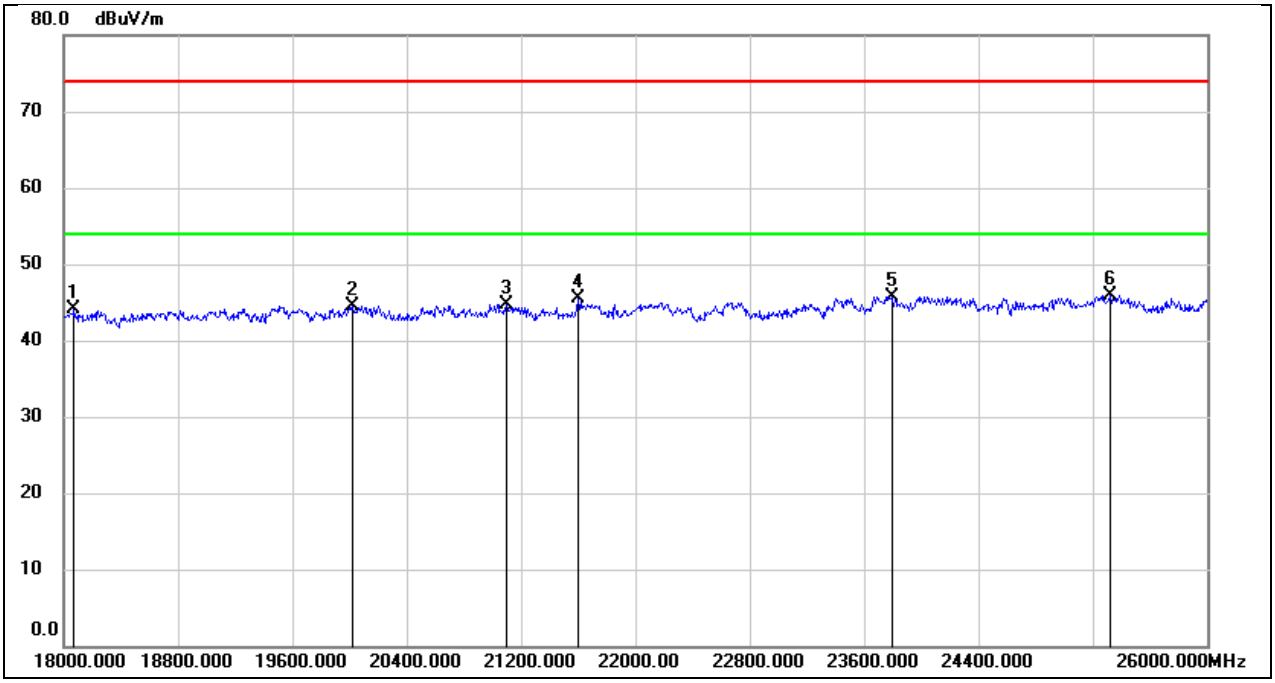

No.	Frequency (MHz)	Reading (dBuV)	Correct (dB/m)	Result (dBuV/m)	Limit (dBuV/m)	Margin (dB)	Remark
1	18072.000	49.45	-5.43	44.02	74.00	-29.98	peak
2	20016.000	50.06	-5.47	44.59	74.00	-29.41	peak
3	21096.000	49.62	-4.83	44.79	74.00	-29.21	peak
4	21600.000	50.02	-4.54	45.48	74.00	-28.52	peak
5	23800.000	48.91	-3.11	45.80	74.00	-28.20	peak
6	25320.000	47.57	-1.70	45.87	74.00	-28.13	peak

This report shall not be reproduced except in full, without the written approval of UL Verification Services (Guangzhou) Co., Ltd, Song Shan Lake Branch.

Test Mode:	BLE 1M	Frequency(MHz):	2402
Polarity:	Vertical	Test Voltage:	AC 120V_60Hz

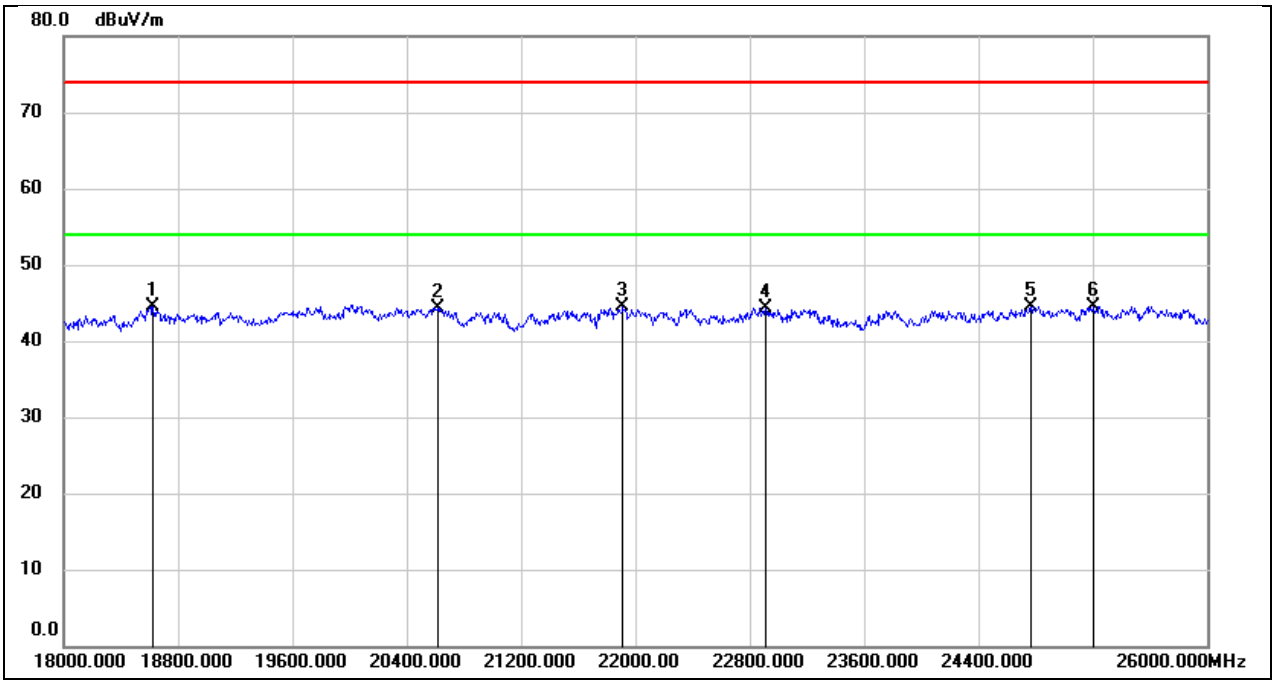

No.	Frequency (MHz)	Reading (dBuV)	Correct (dB/m)	Result (dBuV/m)	Limit (dBuV/m)	Margin (dB)	Remark
1	18624.000	49.83	-5.34	44.49	74.00	-29.51	peak
2	20616.000	49.63	-5.24	44.39	74.00	-29.61	peak
3	21912.000	48.89	-4.43	44.46	74.00	-29.54	peak
4	22912.000	47.84	-3.53	44.31	74.00	-29.69	peak
5	24768.000	46.87	-2.31	44.56	74.00	-29.44	peak
6	25208.000	46.24	-1.74	44.50	74.00	-29.50	peak

This report shall not be reproduced except in full, without the written approval of UL Verification Services (Guangzhou) Co., Ltd, Song Shan Lake Branch.

8.6. SPURIOUS EMISSIONS(30 MHZ~1 GHZ)

Test Mode:	BLE 1M	Frequency(MHz):	2402
Polarity:	Horizontal	Test Voltage:	AC 120V_60Hz

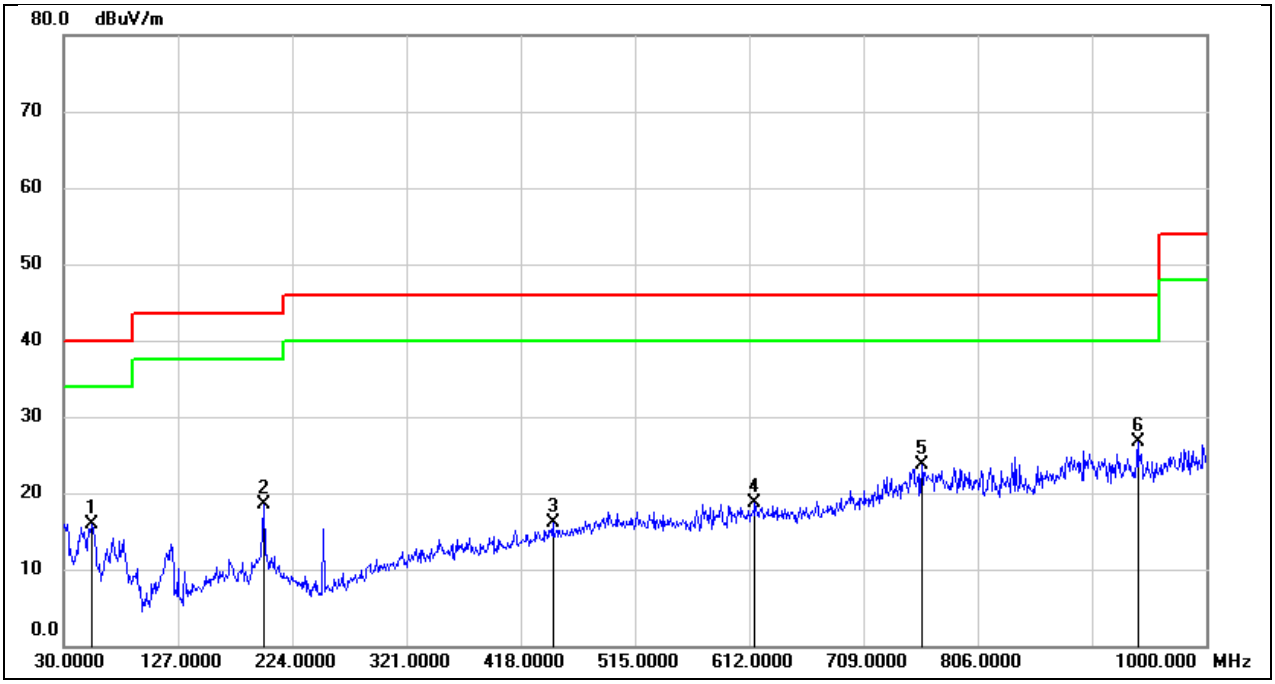

No.	Frequency (MHz)	Reading (dBuV)	Correct (dB/m)	Result (dBuV/m)	Limit (dBuV/m)	Margin (dB)	Remark
1	54.2500	31.46	-15.51	15.95	40.00	-24.05	peak
2	199.7500	30.52	-11.95	18.57	43.50	-24.93	peak
3	445.1600	24.09	-7.90	16.19	46.00	-29.81	peak
4	616.8500	24.12	-5.46	18.66	46.00	-27.34	peak
5	758.4699	25.76	-2.12	23.64	46.00	-22.36	peak
6	941.8000	28.12	-1.36	26.76	46.00	-19.24	peak

This report shall not be reproduced except in full, without the written approval of UL Verification Services (Guangzhou) Co., Ltd, Song Shan Lake Branch.

Test Mode:	BLE 1M	Frequency(MHz):	2402
Polarity:	Vertical	Test Voltage:	AC 120V_60Hz

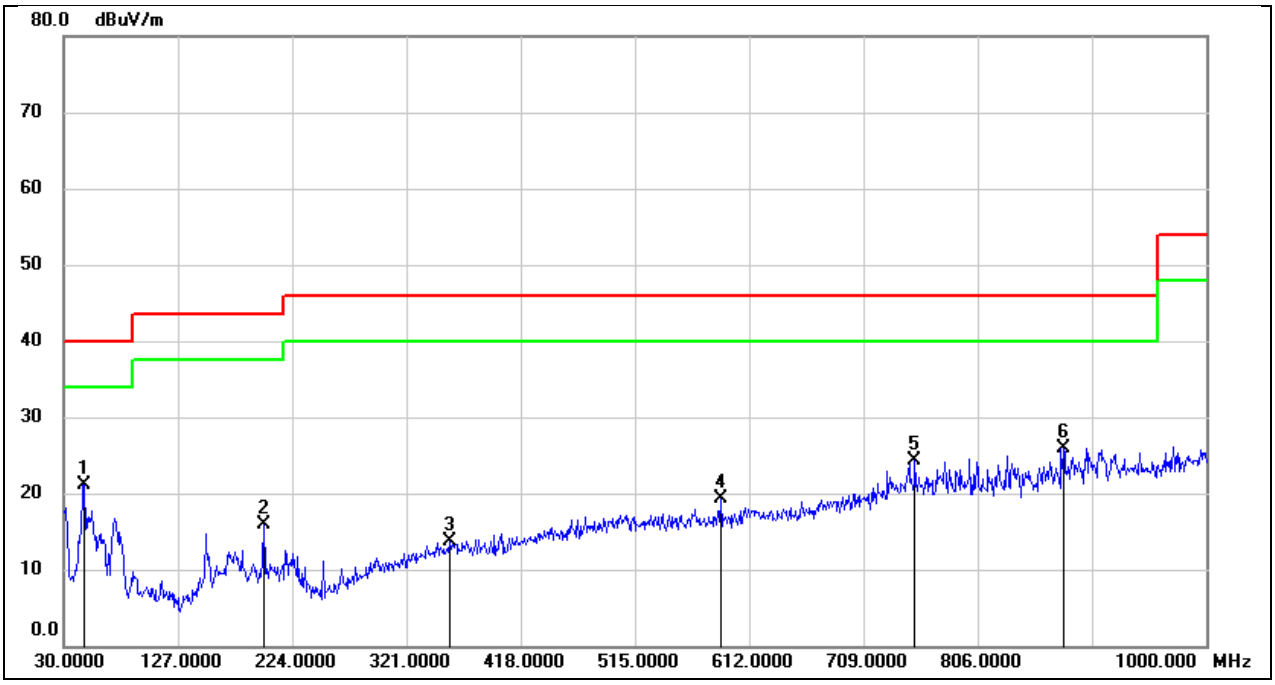

No.	Frequency (MHz)	Reading (dBuV)	Correct (dB/m)	Result (dBuV/m)	Limit (dBuV/m)	Margin (dB)	Remark
1	47.4600	36.33	-15.21	21.12	40.00	-18.88	peak
2	199.7500	27.87	-11.95	15.92	43.50	-27.58	peak
3	357.8599	22.84	-9.13	13.71	46.00	-32.29	peak
4	587.7500	25.10	-5.72	19.38	46.00	-26.62	peak
5	752.6500	26.39	-2.11	24.28	46.00	-21.72	peak
6	878.7500	27.36	-1.46	25.90	46.00	-20.10	peak

This report shall not be reproduced except in full, without the written approval of UL Verification Services (Guangzhou) Co., Ltd, Song Shan Lake Branch.

9. ANTENNA REQUIREMENT

REQUIREMENT

Please refer to FCC part 15.203
An intentional radiator shall be designed to ensure that no antenna other than that furnished by the responsible party shall be used with the device. The use of a permanently attached antenna or of an antenna that uses a unique coupling to the intentional radiator shall be considered sufficient to comply with the provisions of this section. The manufacturer may design the unit so that a broken antenna can be replaced by the user, but the use of a standard antenna jack or electrical connector is prohibited.

Please refer to FCC part 15.247(b)(4)
The conducted output power limit specified in paragraph (b) of this section is based on the use of antennas with directional gains that do not exceed 6 dBi. Except as shown in paragraph (c) of this section, if transmitting antennas of directional gain greater than 6 dBi are used, the conducted output power from the intentional radiator shall be reduced below the stated values in paragraphs (b)(1), (b)(2), and (b)(3) of this section, as appropriate, by the amount in dB that the directional gain of the antenna exceeds 6 dBi.

DESCRIPTION

Pass

This report shall not be reproduced except in full, without the written approval of UL Verification Services (Guangzhou) Co., Ltd, Song Shan Lake Branch.

10. AC POWER LINE CONDUCTED EMISSION

LIMITS

Please refer to FCC 47 CFR §15.207 (a)

FREQUENCY (MHz)	Quasi-peak	Average
0.15 -0.5	66 - 56 *	56 - 46 *
0.50 -5.0	56.00	46.00
5.0 -30.0	60.00	50.00

*Decreases with the logarithm of the frequency.

TEST PROCEDURE

The EUT is put on a table of non-conducting material that is 80 cm high. The vertical conducting wall of shielding is located 40 cm to the rear of the EUT. The power line of the EUT is connected to the AC mains through a Artificial Mains Network (A.M.N.). A EMI Measurement Receiver (R&S Test Receiver ESR3) is used to test the emissions from both sides of AC line. According to the requirements in Section 6.2 of ANSI C63.10-2020. Conducted emissions from the EUT measured in the frequency range between 0.15 MHz and 30 MHz using CISPR Quasi-Peak and average detector mode. The bandwidth of EMI test receiver is set at 9 kHz.

The arrangement of the equipment is installed to meet the standards and operating in a manner, which tends to maximize its emission characteristics in a normal application.

TEST SETUP

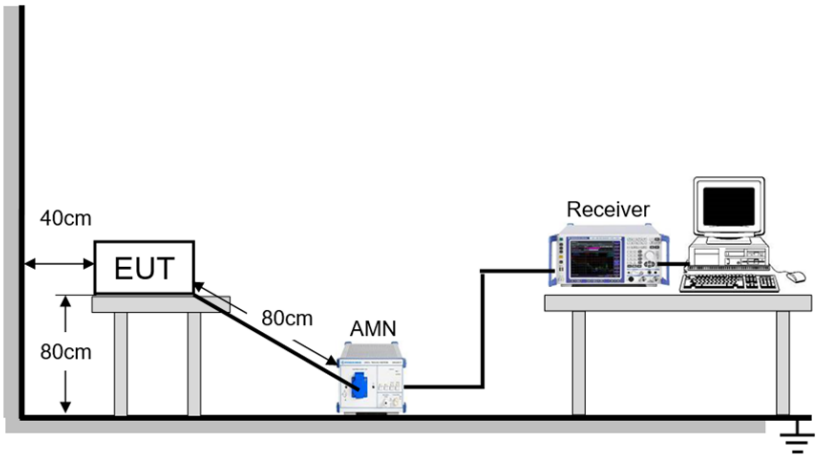

TEST ENVIRONMENT

Temperature	24.4℃	Relative Humidity	62%
Atmosphere Pressure	101kPa	Test Voltage	AC 120V 60Hz

This report shall not be reproduced except in full, without the written approval of UL Verification Services (Guangzhou) Co., Ltd, Song Shan Lake Branch.

TEST DATE / ENGINEER

Test Date	April 26, 2026	Test By	Johnson Liu

TEST RESULTS

Test Mode:	BLE 1M	Frequency(MHz):	2402
Line:	Line		

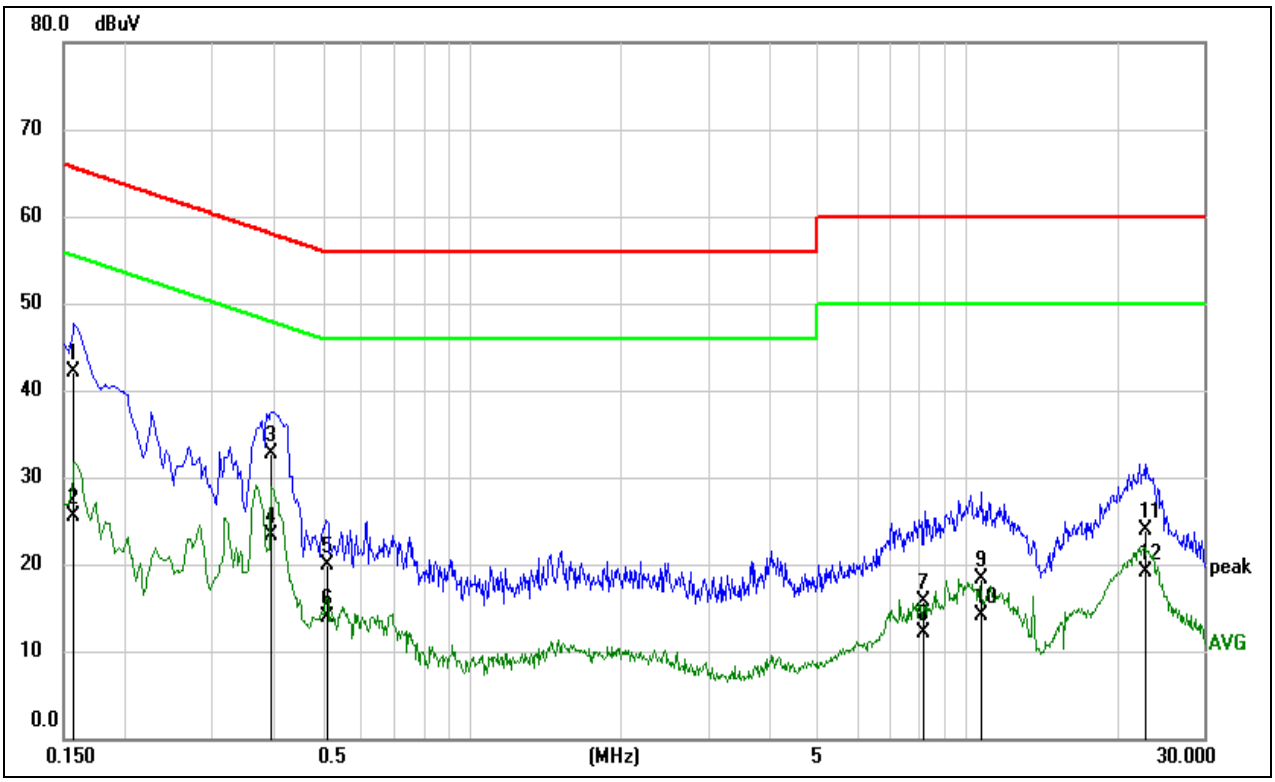

No.	Frequency (MHz)	Reading (dBuV)	Correct (dB)	Result (dBuV)	Limit (dBuV)	Margin (dB)	Remark
1	0.1573	31.71	10.44	42.15	65.61	-23.46	QP
2	0.1573	15.03	10.44	25.47	55.61	-30.14	AVG
3	0.3932	22.31	10.38	32.69	58.00	-25.31	QP
4	0.3932	12.83	10.38	23.21	48.00	-24.79	AVG
5	0.5132	9.61	10.33	19.94	56.00	-36.06	QP
6	0.5132	3.52	10.33	13.85	46.00	-32.15	AVG
7	8.1720	5.21	10.51	15.72	60.00	-44.28	QP
8	8.1720	1.60	10.51	12.11	50.00	-37.89	AVG
9	10.7346	7.84	10.39	18.23	60.00	-41.77	QP
10	10.7346	3.69	10.39	14.08	50.00	-35.92	AVG
11	22.8947	12.61	11.28	23.89	60.00	-36.11	QP
12	22.8947	7.92	11.28	19.20	50.00	-30.80	AVG

Note:
1. Result = Reading + Correct Factor.
2. If QP Result complies with AV limit, AV Result is deemed to comply with AV limit.
3. Test setup: RBW: 200 Hz (9 kHz ~ 150 kHz), 9 kHz (150 kHz ~ 30 MHz).
4. Step size: 80 Hz (0.009 MHz ~ 0.15 MHz), 4 kHz (0.15 MHz ~ 30 MHz), Scan time: auto.

This report shall not be reproduced except in full, without the written approval of UL Verification Services (Guangzhou) Co., Ltd, Song Shan Lake Branch.

Note: All the modes have been tested, only the worst data was recorded in the report.

This report shall not be reproduced except in full, without the written approval of UL Verification Services (Guangzhou) Co., Ltd, Song Shan Lake Branch.

Test Mode:	BLE 1M	Frequency(MHz):	2402
Line:	Neutral		

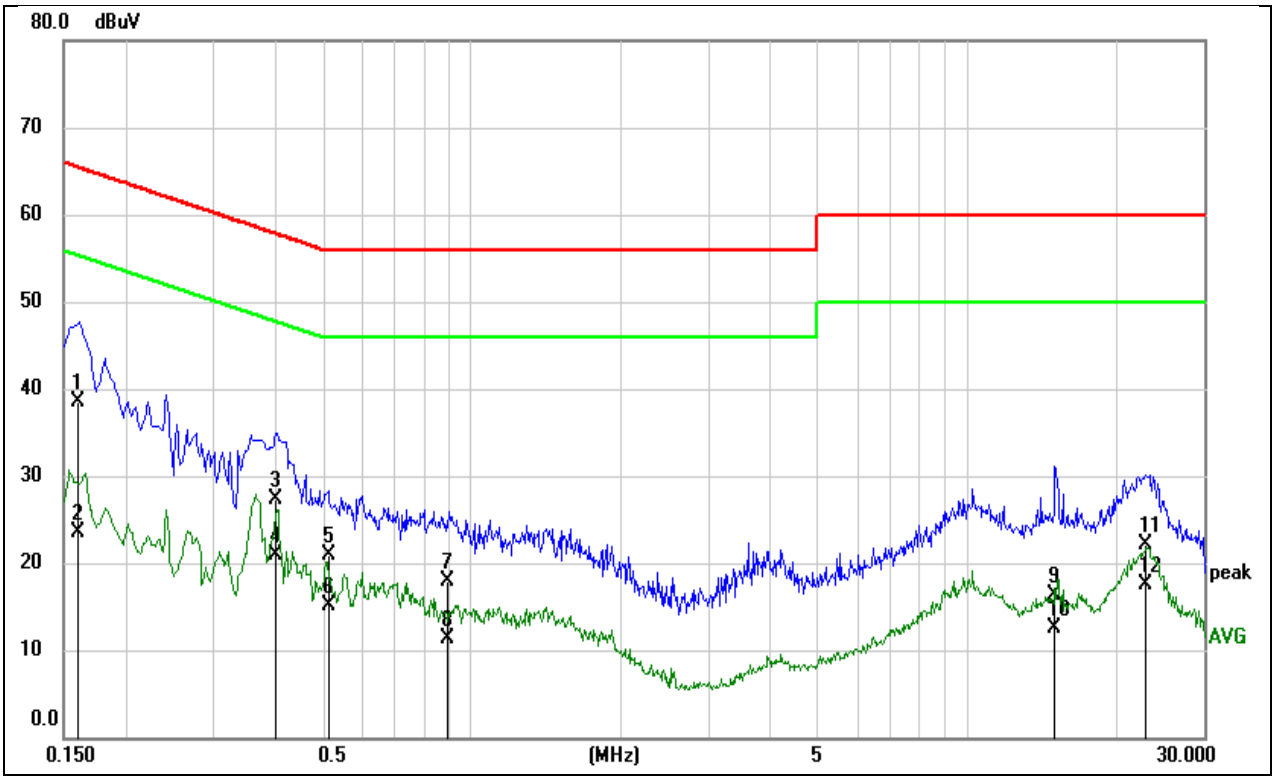

No.	Frequency (MHz)	Reading (dBuV)	Correct (dB)	Result (dBuV)	Limit (dBuV)	Margin (dB)	Remark
1	0.1604	28.09	10.46	38.55	65.44	-26.89	QP
2	0.1604	12.95	10.46	23.41	55.44	-32.03	AVG
3	0.4010	17.10	10.27	27.37	57.83	-30.46	QP
4	0.4010	10.64	10.27	20.91	47.83	-26.92	AVG
5	0.5155	10.66	10.34	21.00	56.00	-35.00	QP
6	0.5155	4.78	10.34	15.12	46.00	-30.88	AVG
7	0.8914	7.66	10.33	17.99	56.00	-38.01	QP
8	0.8914	1.02	10.33	11.35	46.00	-34.65	AVG
9	15.0464	5.73	10.64	16.37	60.00	-43.63	QP
10	15.0464	1.94	10.64	12.58	50.00	-37.42	AVG
11	22.9801	11.16	10.98	22.14	60.00	-37.86	QP
12	22.9801	6.53	10.98	17.51	50.00	-32.49	AVG

Note:
1. Result = Reading + Correct Factor.
2. If QP Result complies with AV limit, AV Result is deemed to comply with AV limit.
3. Test setup: RBW: 200 Hz (9 kHz ~ 150 kHz), 9 kHz (150 kHz ~ 30 MHz).
4. Step size: 80 Hz (0.009 MHz ~ 0.15 MHz), 4 kHz (0.15 MHz ~ 30 MHz), Scan time: auto.

Note: All the modes have been tested, only the worst data was recorded in the report.

This report shall not be reproduced except in full, without the written approval of UL Verification Services (Guangzhou) Co., Ltd, Song Shan Lake Branch.

11. TEST DATA

11.1. APPENDIX A: DTS BANDWIDTH

11.1.1. Test Result

Test Mode	Antenna	Frequency[MHz]	DTS BW [MHz]	FL[MHz]	FH[MHz]	Limit[MHz]	Verdict
BLE_1M	Ant1	2402	0.66	2401.66	2402.32	⩾0.5	PASS
		2440	0.66	2439.66	2440.32	⩾0.5	PASS
		2480	0.66	2479.66	2480.32	⩾0.5	PASS
BLE_2M	Ant1	2402	1.22	2401.36	2402.58	⩾0.5	PASS
		2440	1.22	2439.36	2440.58	⩾0.5	PASS
		2480	1.22	2479.36	2480.58	⩾0.5	PASS

This report shall not be reproduced except in full, without the written approval of UL Verification Services (Guangzhou) Co., Ltd, Song Shan Lake Branch.

11.1.2. Test Graphs

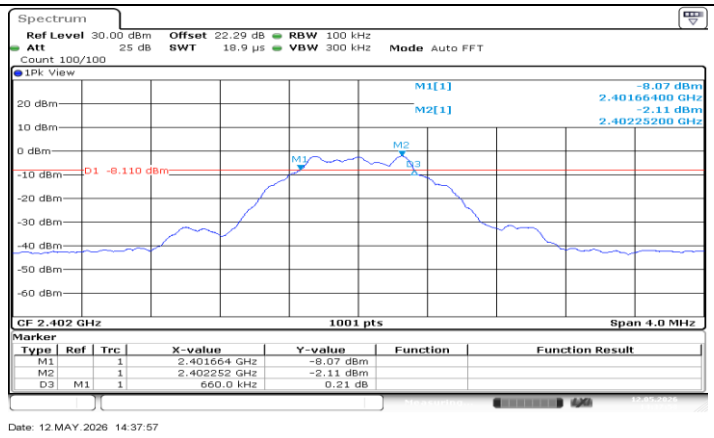

BLE_1M_Ant1_2402

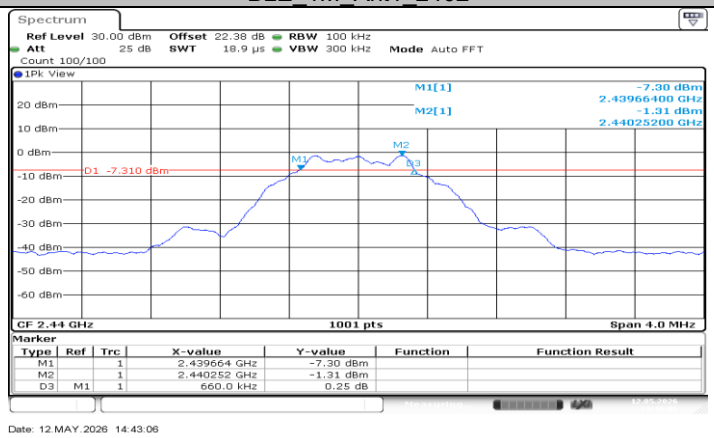

BLE_1M_Ant1_2440

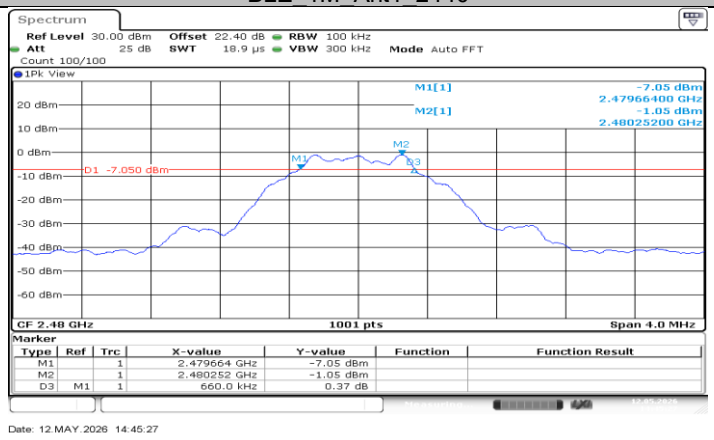

BLE_1M_Ant1_2480

This report shall not be reproduced except in full, without the written approval of UL Verification Services (Guangzhou) Co., Ltd, Song Shan Lake Branch.

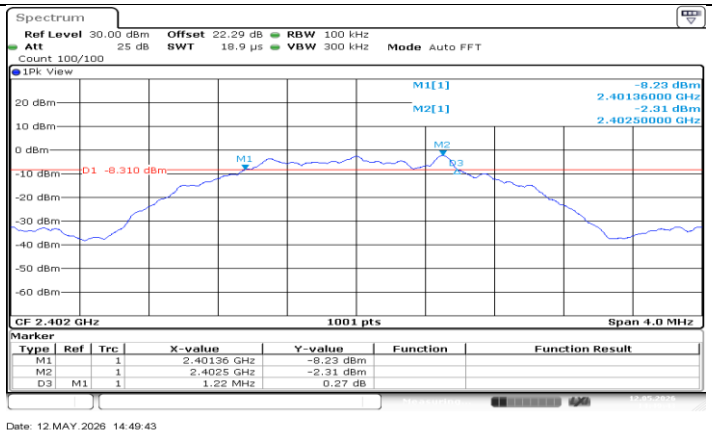

BLE_2M_Ant1_2402

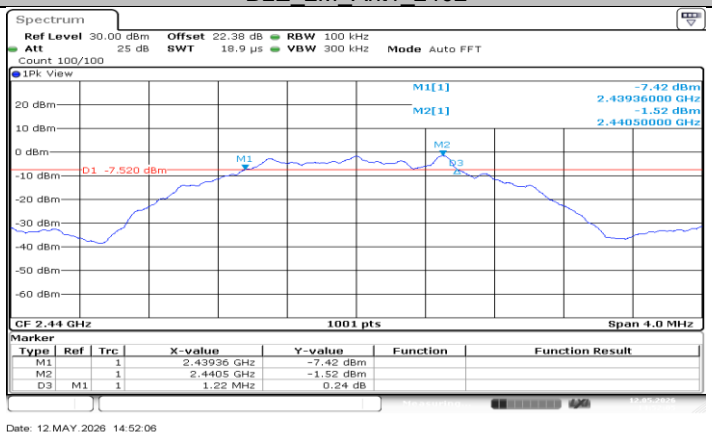

BLE_2M_Ant1_2440

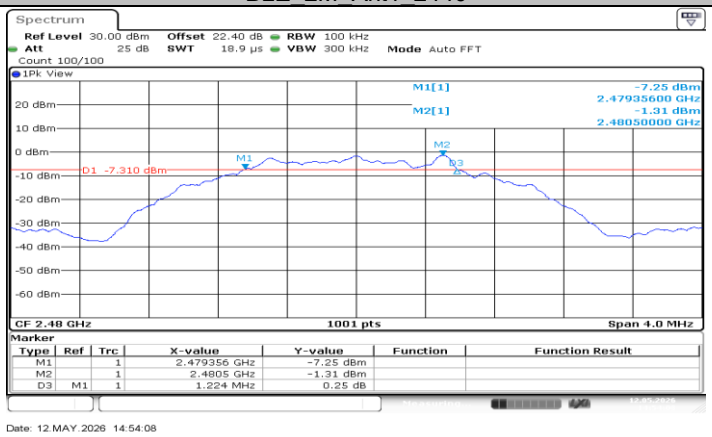

BLE_2M_Ant1_2480

This report shall not be reproduced except in full, without the written approval of UL Verification Services (Guangzhou) Co., Ltd, Song Shan Lake Branch.

11.2. APPENDIX B: OCCUPIED CHANNEL BANDWIDTH

11.2.1. Test Result

Test Mode	Antenna	Frequency[MHz]	OCB [MHz]	FL[MHz]	FH[MHz]	Verdict
BLE_1M	Ant1	2402	1.0390	2401.4885	2402.5275	PASS
		2440	1.0390	2439.4885	2440.5275	PASS
		2480	1.0390	2479.4885	2480.5275	PASS
BLE_2M	Ant1	2402	2.0619	2400.9690	2403.0310	PASS
		2440	2.0619	2438.9690	2441.0310	PASS
		2480	2.0659	2478.9650	2481.0310	PASS

This report shall not be reproduced except in full, without the written approval of UL Verification Services (Guangzhou) Co., Ltd, Song Shan Lake Branch.

11.2.2. Test Graphs

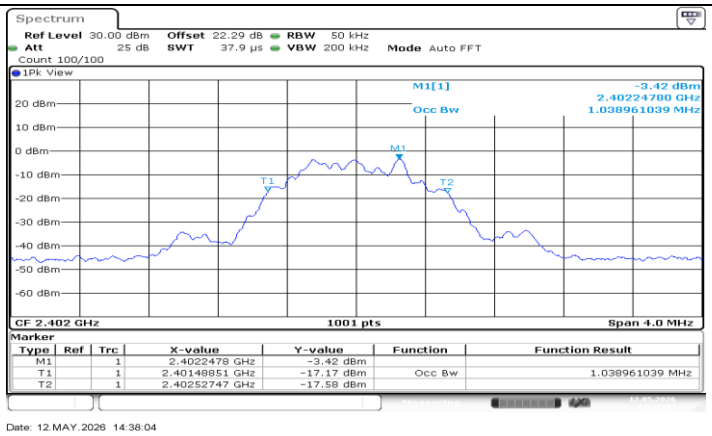

BLE_1M_Ant1_2402

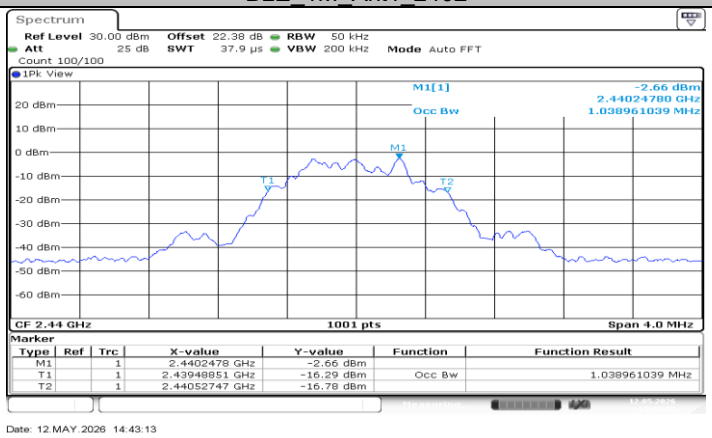

BLE_1M_Ant1_2440

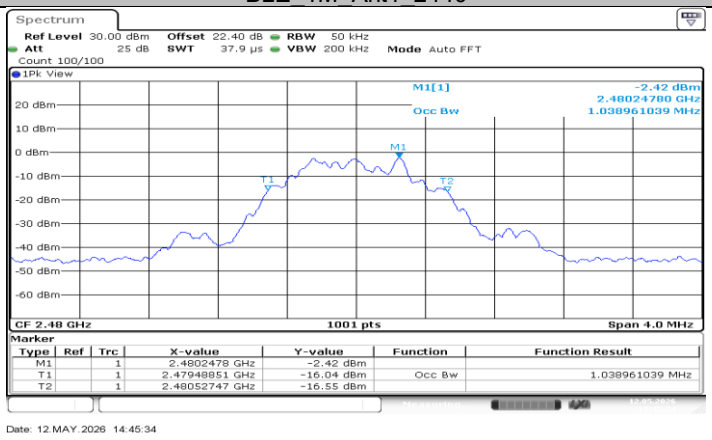

BLE_1M_Ant1_2480

This report shall not be reproduced except in full, without the written approval of UL Verification Services (Guangzhou) Co., Ltd, Song Shan Lake Branch.

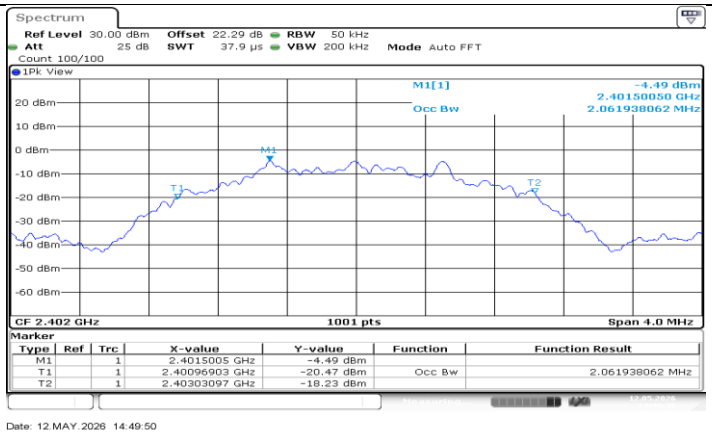

BLE_2M_Ant1_2402

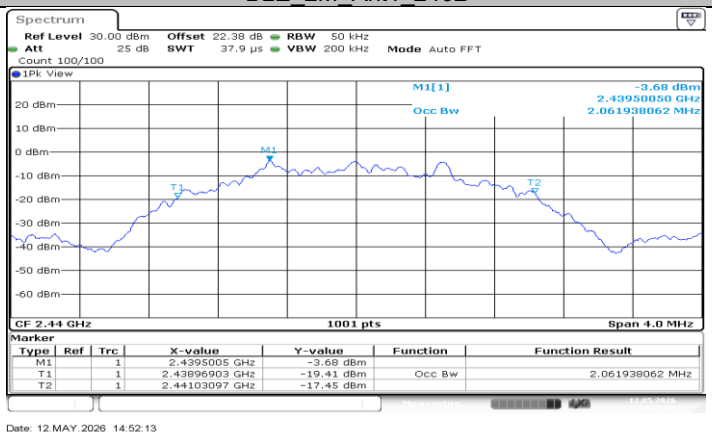

BLE_2M_Ant1_2440

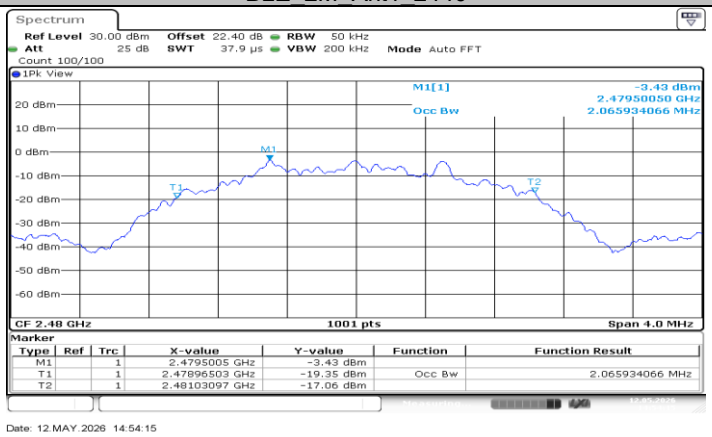

BLE_2M_Ant1_2480

This report shall not be reproduced except in full, without the written approval of UL Verification Services (Guangzhou) Co., Ltd, Song Shan Lake Branch.

11.3. APPENDIX C: MAXIMUM CONDUCTED OUTPUT POWER

11.3.1. Test Result

Test Mode	Antenna	Frequency[MHz]	Result[dBm]	Limit[dBm]	Verdict
BLE_1M	Ant1	2402	-2.06	≤30.00	PASS
		2440	-1.44	≤30.00	PASS
		2480	-1.17	≤30.00	PASS
BLE_2M	Ant1	2402	-2.03	≤30.00	PASS
		2440	-1.42	≤30.00	PASS
		2480	-2.08	≤30.00	PASS

This report shall not be reproduced except in full, without the written approval of UL Verification Services (Guangzhou) Co., Ltd, Song Shan Lake Branch.

11.4. APPENDIX D: MAXIMUM POWER SPECTRAL DENSITY

11.4.1. Test Result

Test Mode	Antenna	Frequency[MHz]	Result[dBm/3kHz]	Limit[dBm/3kHz]	Verdict
BLE_1M	Ant1	2402	-15.33	≤8.00	PASS
		2440	-14.51	≤8.00	PASS
		2480	-14.36	≤8.00	PASS
BLE_2M	Ant1	2402	-20.43	≤8.00	PASS
		2440	-19.73	≤8.00	PASS
		2480	-18.79	≤8.00	PASS

This report shall not be reproduced except in full, without the written approval of UL Verification Services (Guangzhou) Co., Ltd, Song Shan Lake Branch.

11.4.2. Test Graphs

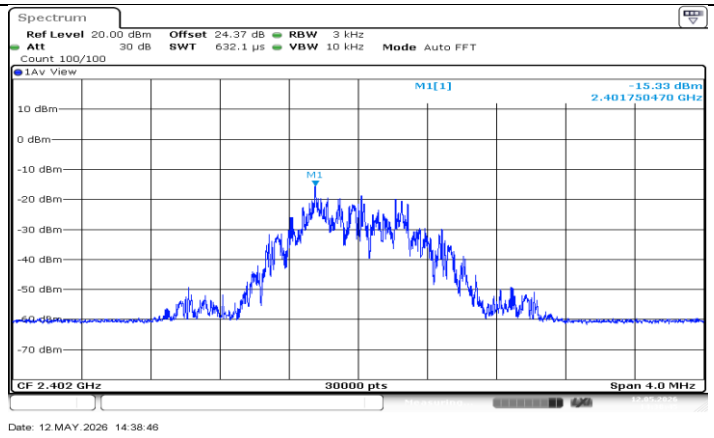

BLE_1M_Ant1_2402

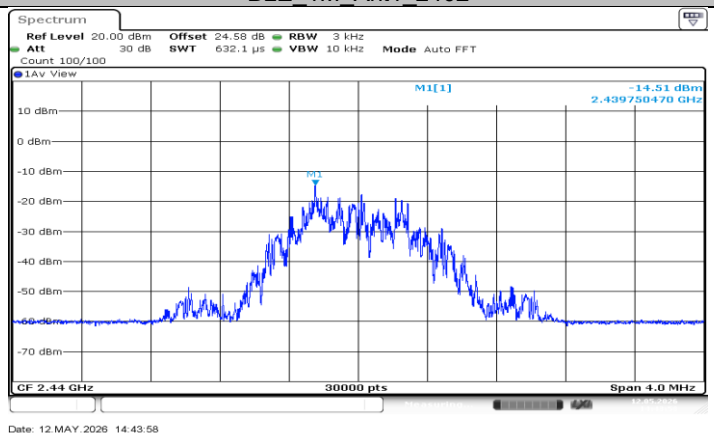

BLE_1M_Ant1_2440

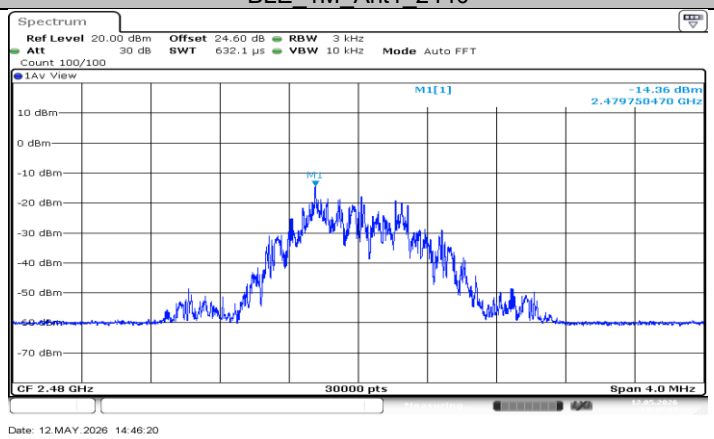

BLE_1M_Ant1_2480

This report shall not be reproduced except in full, without the written approval of UL Verification Services (Guangzhou) Co., Ltd, Song Shan Lake Branch.

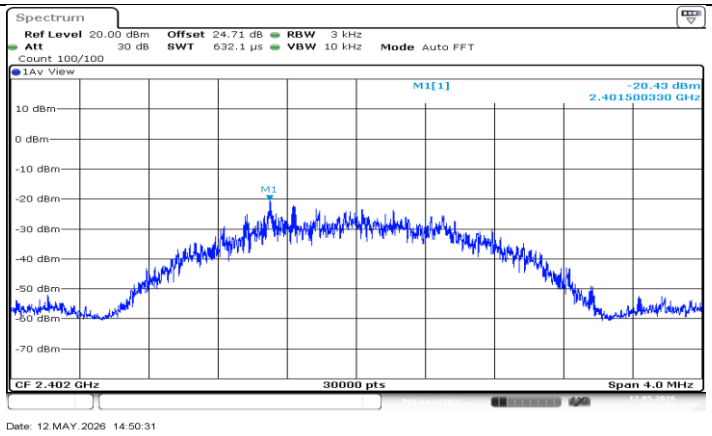

BLE_2M_Ant1_2402

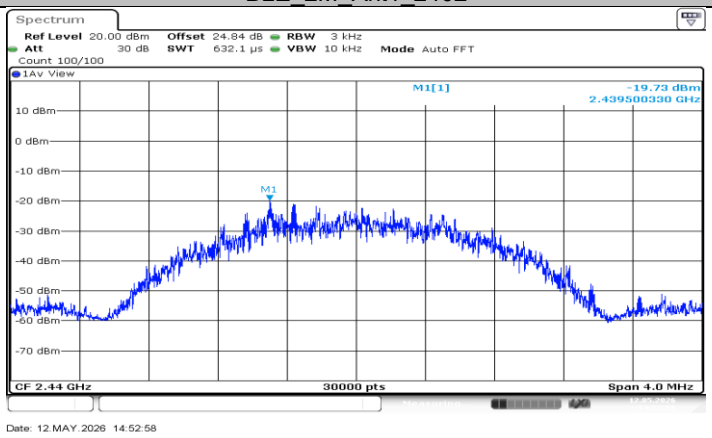

BLE_2M_Ant1_2440

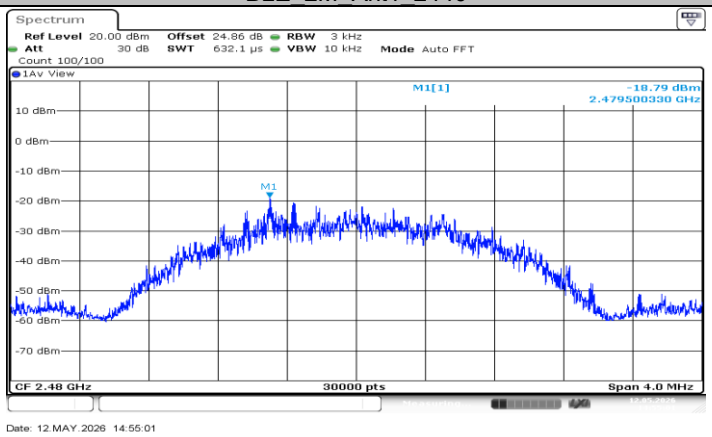

BLE_2M_Ant1_2480

This report shall not be reproduced except in full, without the written approval of UL Verification Services (Guangzhou) Co., Ltd, Song Shan Lake Branch.

11.5. APPENDIX E: BAND EDGE MEASUREMENTS

11.5.1. Test Result

Test Mode	Antenna	ChName	Frequency [MHz]	RefLevel [dBm]	Result[dBm]	Limit[dBm]	Verdict
BLE_1M	Ant1	Low	2402	-2.05	-46.68	≤-32.05	PASS
		High	2480	-1.29	-45.19	≤-31.29	PASS
BLE_2M	Ant1	Low	2402	-2.49	-34.34	≤-32.49	PASS
		High	2480	-1.48	-44.56	≤-31.48	PASS

This report shall not be reproduced except in full, without the written approval of UL Verification Services (Guangzhou) Co., Ltd, Song Shan Lake Branch.

11.5.2. Test Graphs

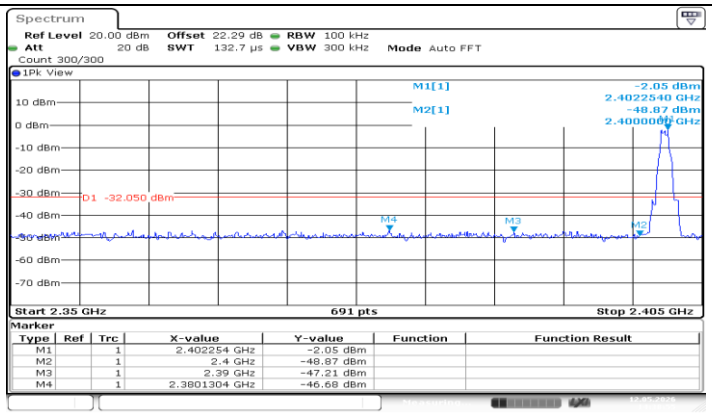

BLE_1M_Ant1_Low_2402

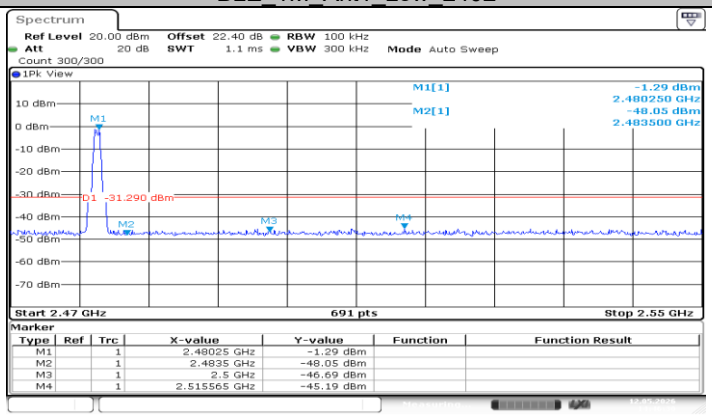

BLE_1M_Ant1_High_2480

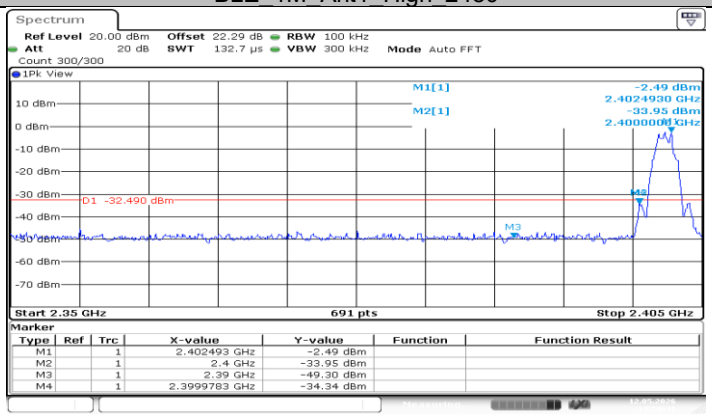

BLE_2M_Ant1_Low_2402

This report shall not be reproduced except in full, without the written approval of UL Verification Services (Guangzhou) Co., Ltd, Song Shan Lake Branch.

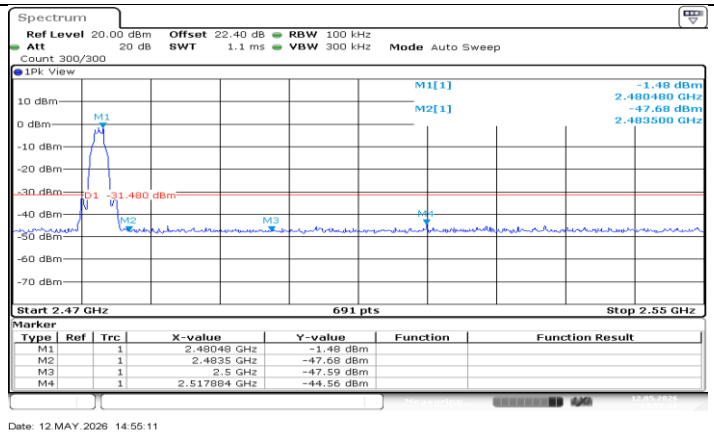

BLE_2M_Ant1_High_2480

This report shall not be reproduced except in full, without the written approval of UL Verification Services (Guangzhou) Co., Ltd, Song Shan Lake Branch.

11.6. APPENDIX F: CONDUCTED SPURIOUS EMISSION

11.6.1. Test Result

Test Mode	Antenna	Frequency[MHz]	FreqRange [MHz]	Result[dBm]	Limit[dBm]	Verdict
BLE_1M	Ant1	2402	Reference	-2.00	---	PASS
			30~1000	-44.72	≤-32	PASS
			1000~26500	-40.01	≤-32	PASS
		2440	Reference	-1.31	---	PASS
			30~1000	-44.76	≤-31.31	PASS
			1000~26500	-39.63	≤-31.31	PASS
		2480	Reference	-1.17	---	PASS
			30~1000	-45.13	≤-31.17	PASS
			1000~26500	-39.14	≤-31.17	PASS
BLE_2M	Ant1	2402	Reference	-2.22	---	PASS
			30~1000	-45.36	≤-32.22	PASS
			1000~26500	-39.4	≤-32.22	PASS
		2440	Reference	-1.54	---	PASS
			30~1000	-44.8	≤-31.54	PASS
			1000~26500	-39.96	≤-31.54	PASS
		2480	Reference	-1.36	---	PASS
			30~1000	-45.02	≤-31.36	PASS
			1000~26500	-39.09	≤-31.36	PASS

This report shall not be reproduced except in full, without the written approval of UL Verification Services (Guangzhou) Co., Ltd, Song Shan Lake Branch.

11.6.2. Test Graphs

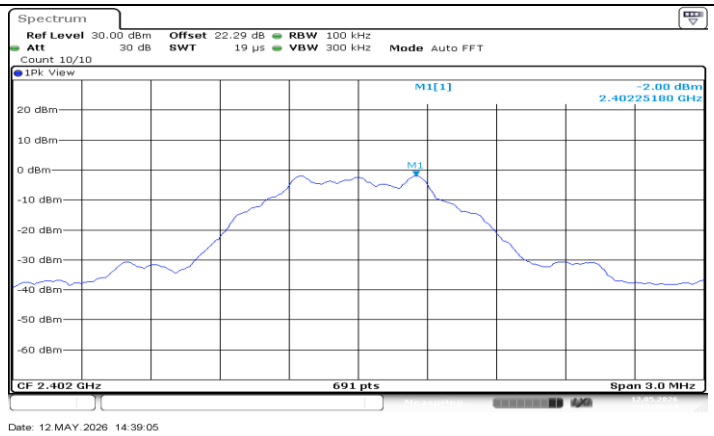

BLE_1M_Ant1_2402_0~Reference

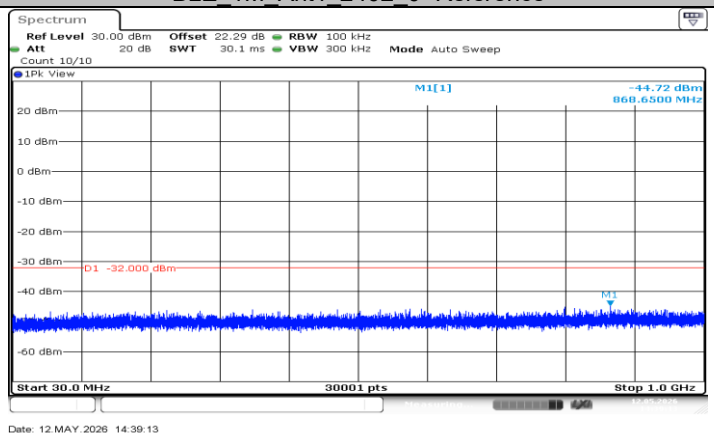

BLE_1M_Ant1_2402_30~1000

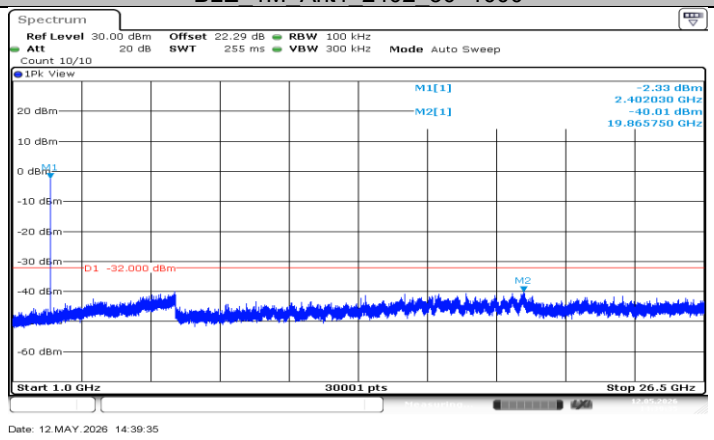

BLE_1M_Ant1_2402_1000~26500

This report shall not be reproduced except in full, without the written approval of UL Verification Services (Guangzhou) Co., Ltd, Song Shan Lake Branch.

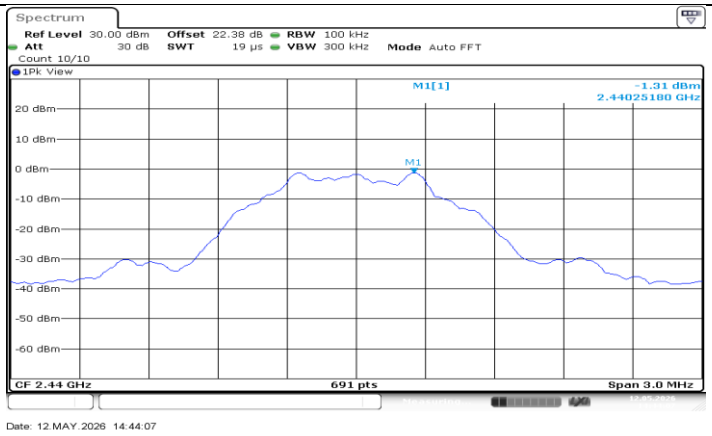

BLE_1M_Ant1_2440_0~Reference

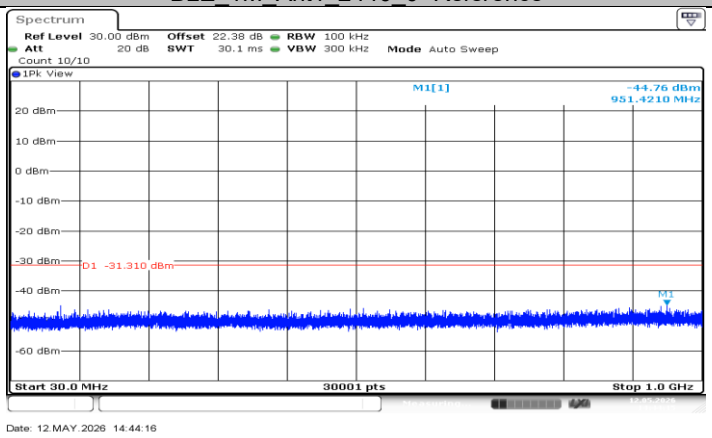

BLE_1M_Ant1_2440_30~1000

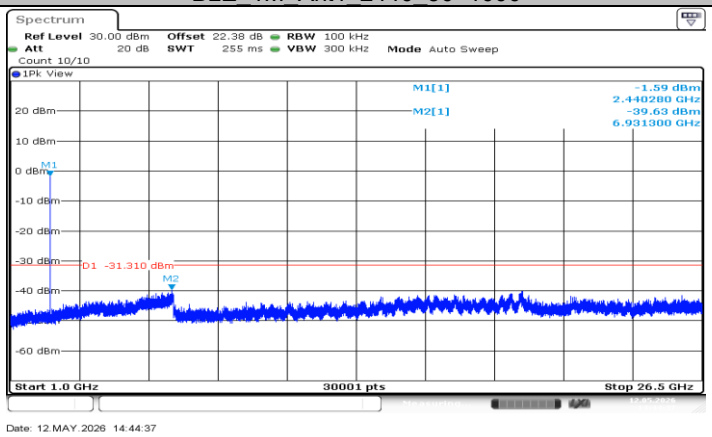

BLE_1M_Ant1_2440_1000~26500

This report shall not be reproduced except in full, without the written approval of UL Verification Services (Guangzhou) Co., Ltd, Song Shan Lake Branch.

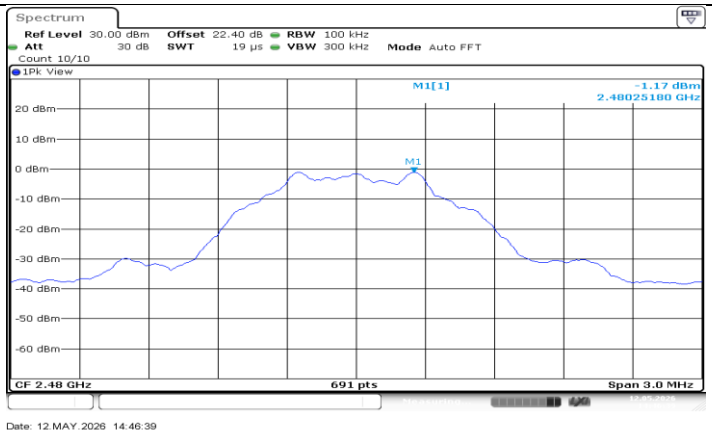

BLE_1M_Ant1_2480_0~Reference

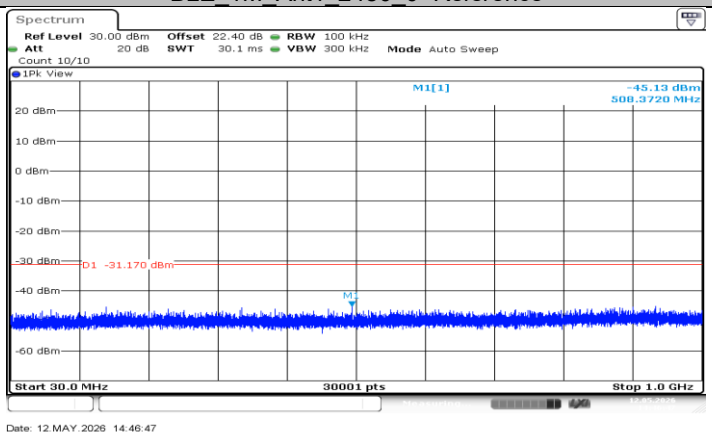

BLE_1M_Ant1_2480_30~1000

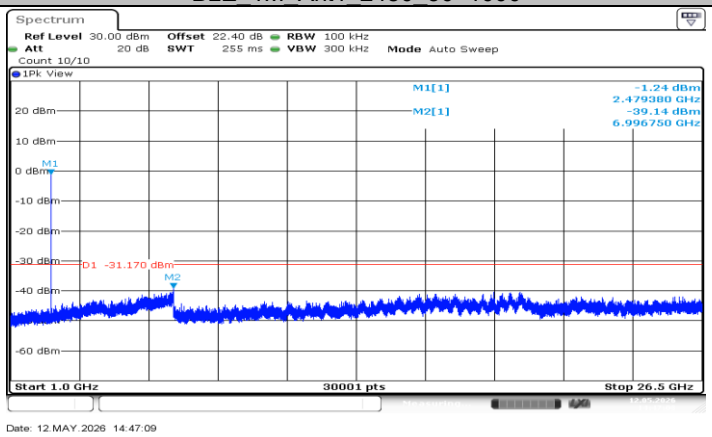

BLE_1M_Ant1_2480_1000~26500

This report shall not be reproduced except in full, without the written approval of UL Verification Services (Guangzhou) Co., Ltd, Song Shan Lake Branch.

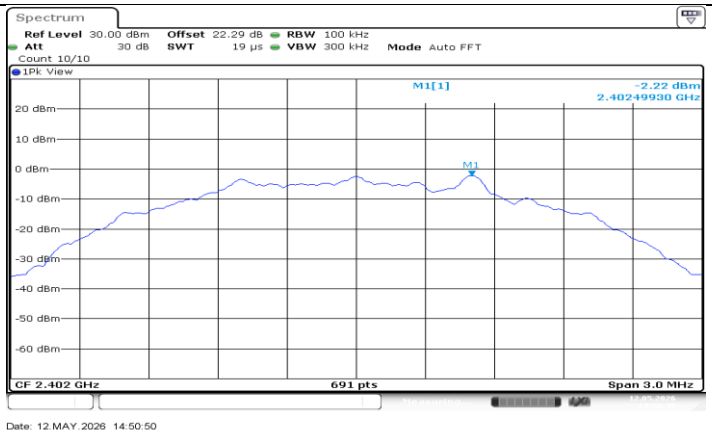

BLE_2M_Ant1_2402_0~Reference

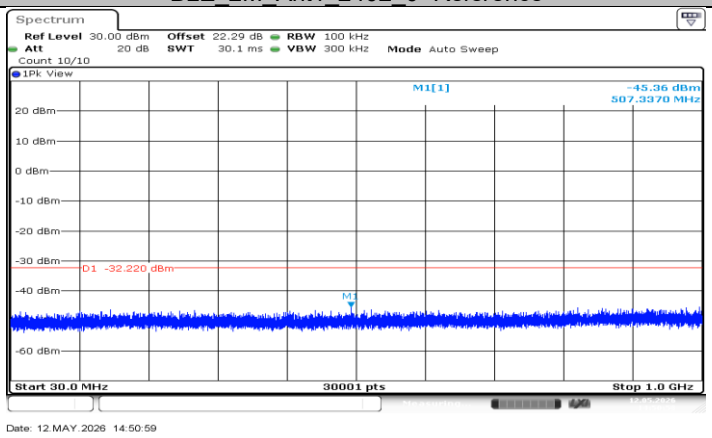

BLE_2M_Ant1_2402_30~1000

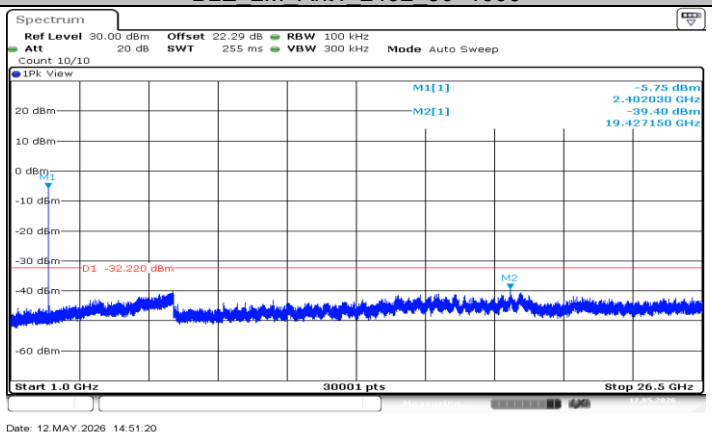

BLE_2M_Ant1_2402_1000~26500

This report shall not be reproduced except in full, without the written approval of UL Verification Services (Guangzhou) Co., Ltd, Song Shan Lake Branch.

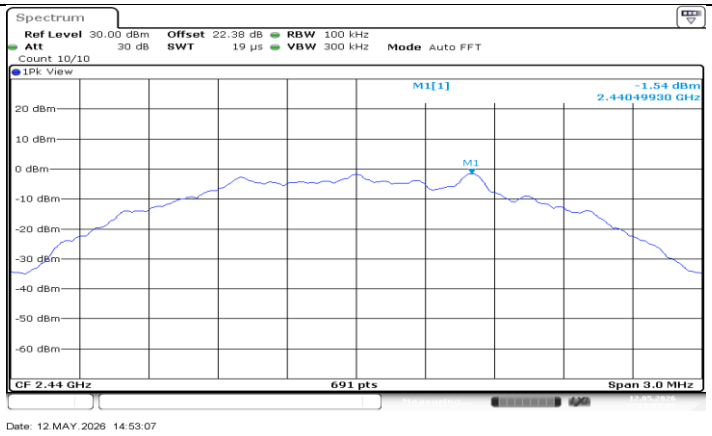

BLE_2M_Ant1_2440_0~Reference

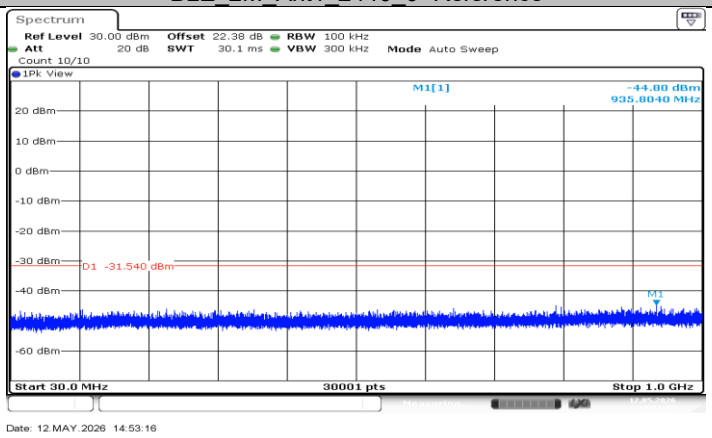

BLE_2M_Ant1_2440_30~1000

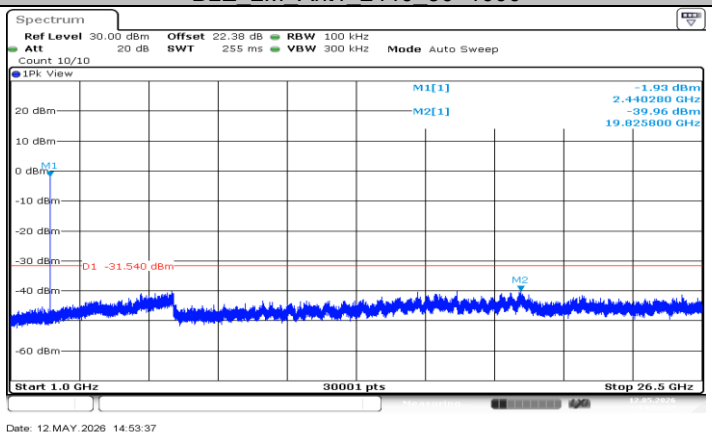

BLE_2M_Ant1_2440_1000~26500

This report shall not be reproduced except in full, without the written approval of UL Verification Services (Guangzhou) Co., Ltd, Song Shan Lake Branch.

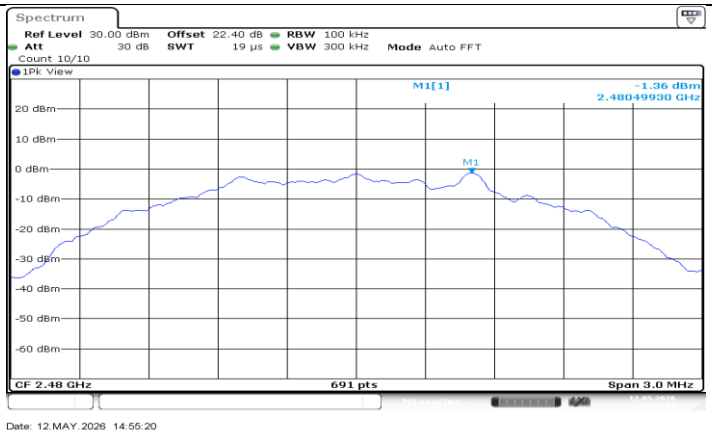

BLE_2M_Ant1_2480_0~Reference

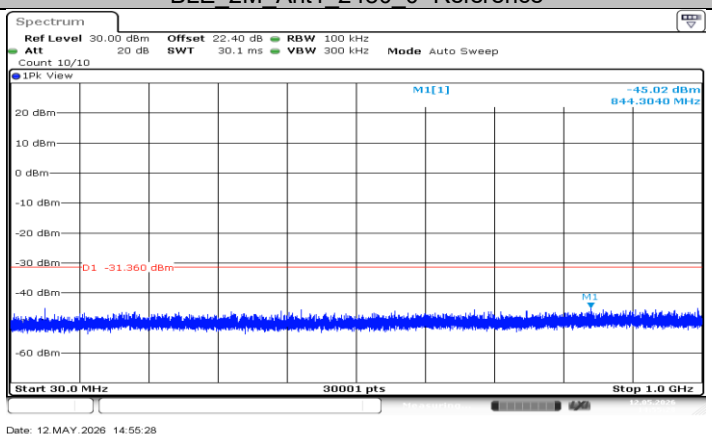

BLE_2M_Ant1_2480_30~1000

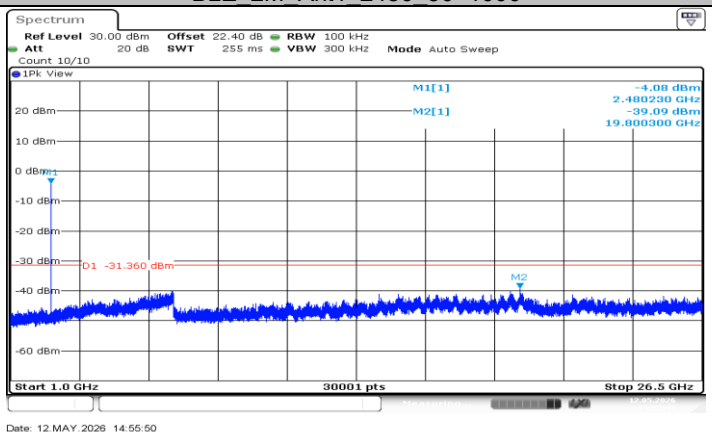

BLE_2M_Ant1_2480_1000~26500

This report shall not be reproduced except in full, without the written approval of UL Verification Services (Guangzhou) Co., Ltd, Song Shan Lake Branch.

11.7. APPENDIX G: DUTY CYCLE

11.7.1. Test Result

Test Mode	On Time (msec)	Period (msec)	Duty Cycle x (Linear)	Duty Cycle (%)	Duty Cycle Correction Factor (dB)	1/T Minimum VBW (kHz)	Final setting For VBW (kHz)
BLE_1M	0.39	0.63	0.6190	61.90	2.08	2.56	3
BLE_2M	1.07	1.87	0.5722	57.22	2.42	0.93	1

Note:
Duty Cycle Correction Factor=10log (1/x).
Where: x is Duty Cycle (Linear)
Where: T is On Time
If that calculated VBW is not available on the analyzer then the next higher value should be used.

This report shall not be reproduced except in full, without the written approval of UL Verification Services (Guangzhou) Co., Ltd, Song Shan Lake Branch.

11.7.2. Test Graphs

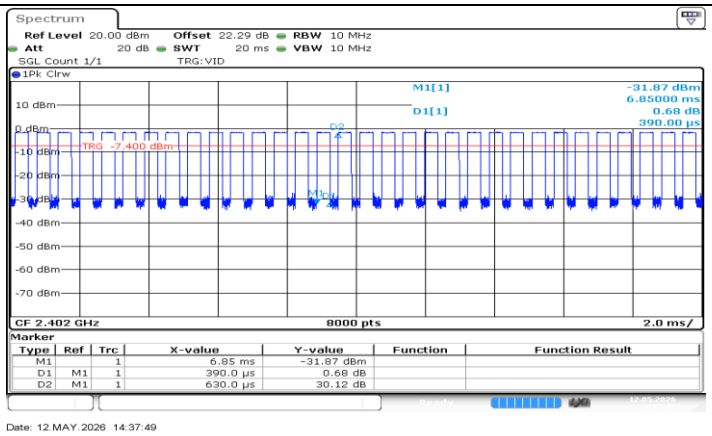

BLE_1M_Ant1_2402

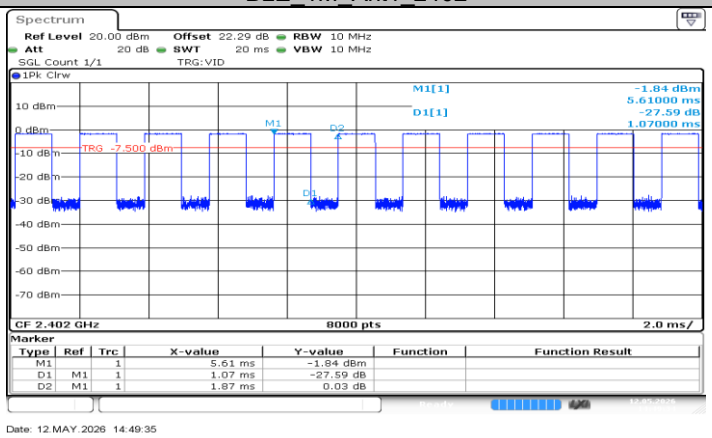

BLE_2M_Ant1_2402

END OF REPORT

This report shall not be reproduced except in full, without the written approval of UL Verification Services (Guangzhou) Co., Ltd, Song Shan Lake Branch.