RF TEST REPORT

ISSUED BY
Shenzhen BALUN Technology Co., Ltd.

FOR

Touch Panel

ISSUED TO
AE Touch Technologies, Inc

1005 Clothilde Street Morgan City, Louisiana 70380

Report No.:	BL-SZ21A0304-604
EUT Name:	Touch Panel
Model Name:	AE65T (refer section 2.4)
Brand Name:	AE Touch Technologies
Test Standard:	47 CFR Part 15 Subpart E (refer section 3.1)
FCC ID:	2A4FL-AE810
Test Conclusion:	Pass
Test Date:	Oct. 20, 2021 ~ Nov. 25, 2021
Date of Issue:	Feb. 28, 2022

Tested by: Julie Zhu
Date Feb. 28, 2022

Approved by: Liao Jianming
(Technical Director)
Date Feb. 28, 2022

NOTE: This test report of test results only related to testing samples, which can be duplicated completely for the legal use with the approval of the applicant; it shall not be reproduced except in full, without the written approval of Shenzhen BALUN Technology Co., Ltd. Any objections should be raised within thirty days from the date of issue. To validate the report, please contact us.

Block B, 1st FL, Baisha Science and Technology Park, Shahe Xi Road, Nanshan District, Shenzhen, Guangdong, P. R. China 518055
TEL: +86-755-66850100, FAX: +86-755-61824271
Email: qc@baluntek.com
www.baluntek.com

Revision History

Version	Issue Date	Revisions Content
Rev. 01	Feb. 28, 2022	Initial Issue

TABLE OF CONTENTS

1 ADMINISTRATIVE DATA (GENERAL INFORMATION) 4

1.1 Identification of the Testing Laboratory 4

1.2 Identification of the Responsible Testing Location 4

1.3 Laboratory Condition 4

1.4 Announce 4

2 PRODUCT INFORMATION 5

2.1 Applicant 5

2.2 Manufacturer 5

2.3 Factory 5

2.4 General Description for Equipment under Test (EUT) 5

2.5 Technical Information 6

2.6 Additional Instructions 7

2.7 Channel List 9

3 SUMMARY OF TEST RESULTS 11

3.1 Test Standards 11

3.2 Verdict 11

4 GENERAL TEST CONFIGURATIONS 12

4.1 Test Environments 12

4.2 Test Equipment List 12

4.3 Test Software List 12

4.4 Measurement Uncertainty 13

4.5 Description of Test Setup 13

5 TEST ITEMS 16

5.1 RF Output Power 16

5.2 Emission Bandwidth and 6 dB Bandwidth 17

5.3 Power Spectral density (PSD) 18

5.4 Conducted Emission 19

5.5 Radiated Spurious Emissions and Band Edge (Restricted-band) 20
ANNEX A TEST RESULT 25
A.1 RF Output Power 25
A.2 Emission Bandwidth & 99% Bandwidth 30
A.3 6 dB Bandwidth 32
A.4 Power Spectral Density 33
A.5 Conducted Emissions 38
A.6 Radiated Spurious Emissions and Band Edge (Restricted-band) 40
ANNEX B TEST SETUP PHOTOS 202
ANNEX C EUT EXTERNAL PHOTOS 202
ANNEX D EUT INTERNAL PHOTOS 202

1 ADMINISTRATIVE DATA (GENERAL INFORMATION)

1.1 Identification of the Testing Laboratory

Company Name	Shenzhen BALUN Technology Co., Ltd.
Address	Block B, 1st FL, Baisha Science and Technology Park, Shahe Xi Road, Nanshan District, Shenzhen, Guangdong Province, P. R. China
Phone Number	+86 755 6685 0100

1.2 Identification of the Responsible Testing Location

Test Location	Shenzhen BALUN Technology Co., Ltd.
Address	Block B, 1st FL, Baisha Science and Technology Park, Shahe Xi Road, Nanshan District, Shenzhen, Guangdong Province, P. R. China
Accreditation Certificate	The laboratory is a testing organization accredited by FCC as a accredited testing laboratory. The designation number is CN1196.
Description	All measurement facilities used to collect the measurement data are located at Block B, FL 1, Baisha Science and Technology Park, Shahe Xi Road, Nanshan District, Shenzhen, Guangdong Province, P. R. China 518055

1.3 Laboratory Condition

Ambient Temperature	20℃ to 25℃
Ambient Relative Humidity	45% to 55%
Ambient Pressure	100 kPa to 102 kPa

1.4 Announce

(1) The test report reference to the report template version v4.6.

(2) The test report is invalid if not marked with the signatures of the persons responsible for preparing and approving the test report.

(3) The test report is invalid if there is any evidence and/or falsification.

(4) The results documented in this report apply only to the tested sample, under the conditions and modes of operation as described herein.

(5) This document may not be altered or revised in any way unless done so by BALUN and all revisions are duly noted in the revisions section.

(6) Content of the test report, in part or in full, cannot be used for publicity and/or promotional purposes without prior written approval from the laboratory.

(7) The laboratory is only responsible for the data released by the laboratory, except for the part provided by the applicant.

2 PRODUCT INFORMATION

2.1 Applicant

Applicant	AE Touch Technologies, Inc
Address	1005 Clothilde Street Morgan City, Louisiana 70380

2.2 Manufacturer

Manufacturer	Shenzhen Konka E-display Co., Ltd
Address	22A, No.28, South Technology No.12th Road, Yuehai Street, Nanshan Area, Shenzhen

2.3 Factory

Factory	Dongguan Konka electronic Co., Ltd.
Address	Room101, Konka Road 5, Fenggang Town, Dongguan, Guangdong

2.4 General Description for Equipment under Test (EUT)

EUT Name	Touch Panel
Model Name Under Test	AE65T
Series Model Name	AE75T, AE86T, AE****, IZ****, IV****, IW****, IS**** (* stands for 0-9, or A-Z, or a-z, or blank)
Description of Model name differentiation	All models are same with electrical parameters and internal circuit structure, but only differ in model name.
Hardware Version	V810
Software Version	V2.0.37
Dimensions (Approx.)	N/A
Weight (Approx.)	N/A

2.5 Technical Information

Network and Wireless connectivity	Bluetooth (BR+EDR+BLE) WIFI 802.11a, 802.11b, 802.11g, 802.11n and 802.11ac U-NII-1/3

The requirement for the following technical information of the EUT was tested in this report:

Frequency Range		U-NII-1: 5150 MHz to 5250 MHz, U-NII-3: 5725 MHz to 5850 MHz
Product Type		☒ Mobile ☐ Portable ☐ Fix Location
Modulation technology		OFDM
Modulation Type		256QAM, 64QAM, 16QAM, BPSK, QPSK
Product Type		Mobile for FCC standard
Transfer Rate (Mbps) (Single RF path)		802.11a: 54/ 48/ 36/ 24/ 18/ 12/ 9/ 6 Mbps 802.11n: up to 150 Mbps 802.11ac: up to VHT-MCS9
Channel Bandwidth		802.11a: 20 MHz 802.11n: 20 MHz, 40 MHz 802.11ac: 20 MHz, 40 MHz, 80 MHz
Maximum Output Power		U-NII-1: 19.66 dBm U-NII-3: 19.70 dBm
Antenna System (eg., MIMO, Smart Antenna)		Cyclic Delay Diversity (CDD)
Categorization as Correlated or Completely Uncorrelated		Correlated
Antenna Type	Main Antenna	Internal Antenna
	Aux. Antenna	
Antenna Gain	Main Antenna	U-NII-1: 5150 MHz to 5250 MHz: 5.0 dBi U-NII-3: 5725 MHz to 5850 MHz: 5.0 dBi (In test items related to antenna gain, the final results reflect this figure. This value is provided by the applicant.)
	Aux. Antenna	U-NII-1: 5150 MHz to 5250 MHz: 5.0 dBi U-NII-3: 5725 MHz to 5850 MHz: 5.0 dBi (In test items related to antenna gain, the final results reflect this figure. This value is provided by the applicant.)
Total directional gain	For power spectral density(PSD) measurements	U-NII-1: 5150 MHz to 5250 MHz: 5.0 dBi U-NII-3: 5725 MHz to 5850 MHz: 5.0 dBi Formulas: Directional gain = GANT + Array Gain, *Array Gain = 10 log(NANT/NSS) dB*. *NSS* =2, GANT set equal to the gain of the antenna having the highest gain.
	For power measurements	U-NII-1: 5150 MHz to 5250 MHz: 5.0 dBi U-NII-3: 5725 MHz to 5850 MHz: 5.0 dBi Formulas: Directional gain = GANT + Array Gain, *Array Gain* = 0.
About the Product		The equipment is AE Touch Technologies IFPD, intended for used with information technology equipment.

2.6 Additional Instructions

EUT Software Settings:

Mode	☒ Special software is used. The software provided by client to enable the EUT under transmission condition continuously at specific channel frequencies individually.

During testing, Channel and Power Controlling Software provided by the customer was used to control the operating channel as well as the output power level. The RF output power selection is for the setting of RF output power expected by the customer and is going to be fixed on the firmware of the final end product.

Test Software Version	MT7668 QA0.01.92		
Support Units (Software installation media)	Description	Manufacturer	Model
	Notebook	Lenovo	X220

U-NII-1 (5150 - 5250 MHz) Power level setup in software					
Mode	Channel	Soft Set			
		Main Antenna	Aux. Antenna	MIMO-Main Antenna	MIMO-Aux. Antenna
11a	CH36	15.0	15.0	14.5	15.0
11a	CH44	15.0	15.0	14.0	15.0
11a	CH48	15.0	15.0	14.0	15.0
11n (HT20)	CH36	14.5	14.5	14.0	14.5
11n (HT20)	CH44	14.5	14.5	14.0	14.5
11n (HT20)	CH48	14.5	14.5	14.0	14.5
11n (HT40)	CH38	11.0	14.5	10.0	10.0
11n (HT40)	CH46	14.5	14.5	13.5	14.5
11ac (VHT20)	CH36	13.5	14.0	13.0	13.5
11ac (VHT20)	CH44	13.5	14.0	13.0	13.5
11ac (VHT20)	CH48	13.0	14.0	13.0	13.5
11ac (VHT40)	CH38	10.5	14.0	11.0	11.0
11ac (VHT40)	CH46	13.5	14.0	13.5	14.0
11ac (VHT80)	CH42	10.5	11.0	11.0	11.0

U-NII-3 (5725 - 5850 MHz) Power level setup in software					
Mode	Channel	Soft Set			
		Main Antenna	Aux. Antenna	MIMO-Main Antenna	MIMO-Aux. Antenna
11a	CH149	15.5	16.0	15.0	15.5
11a	CH157	16.0	16.0	15.0	15.5
11a	CH165	15.5	16.0	15.0	15.5
11n (HT20)	CH149	15.5	15.5	14.5	15.0
11n (HT20)	CH157	15.5	15.5	15.0	15.0
11n (HT20)	CH165	15.5	15.0	15.0	15.0
11n (HT40)	CH151	15.0	15.5	14.5	15.0
11n (HT40)	CH159	15.0	15.0	14.5	14.5
11ac (VHT20)	CH149	13.5	13.5	13.5	13.5
11ac (VHT20)	CH157	14.0	13.5	14.0	13.5
11ac (VHT20)	CH165	13.5	13.5	13.5	13.5
11ac (VHT40)	CH151	14.0	14.0	14.0	14.0
11ac (VHT40)	CH159	14.0	14.5	14.0	14.0
11ac (VHT80)	CH155	16.0	16.0	16.0	16.0

Run Software:

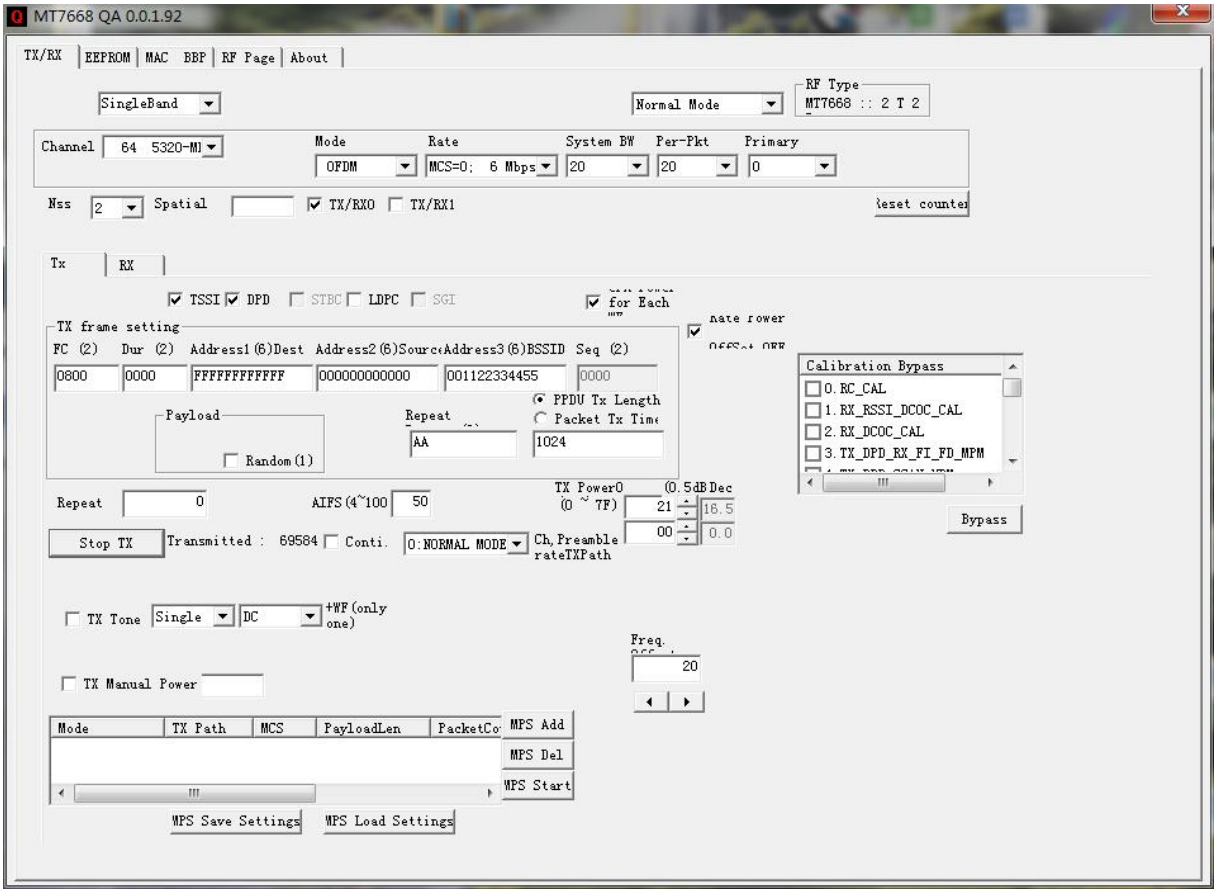

2.7 Channel List

20 MHz		40 MHz		80 MHz	
Channel Number	Frequency (MHz)	Channel Number	Frequency (MHz)	Channel Number	Frequency (MHz)
36	**5180**	**38**	**5190**	**42**	**5210**
44	**5220**	**46**	**5230**	**155**	**5775**
48	**5240**	**151**	**5755**		
149	**5745**	**159**	**5795**		
157	**5785**				
165	**5825**				

The Lowest frequency, the middle frequency and the highest frequency of channel were selected to perform the test, and the selected channel see below:

For 802.11a/n(HT20)/ac(VHT20)

U-NII-1 (5150 - 5250 MHz)			U-NII-3 (5725 - 5850 MHz)		
Channel Number	Channel	Channel Number	Channel Number	Channel	Frequency (MHz)
36	Low	5180	149	Low	5745
44	Mid	5220	157	Mid	5785
48	High	5240	165	High	5825

For 802.11n(HT40)/ac(VHT40)

U-NII-1 (5150 - 5250 MHz)			U-NII-3 (5725 - 5850 MHz)		
Channel Number	Channel	Channel Number	Channel Number	Channel	Frequency (MHz)
38	Low	5190	151	Low	5755
46	High	5230	159	High	5795

For 802.11ac(VHT80)

U-NII-1 (5150 - 5250 MHz)			U-NII-3 (5725 - 5850 MHz)		
Channel Number	Channel	Channel Number	Channel Number	Channel	Frequency (MHz)
42	Mid	5210	155	Mid	5775

Note: Preliminary tests were performed in different data rate in above table to find the worst radiated emission. The data rate shown in the table below is the worst-case rate with respect to the specific test item. Investigation has been done on all the possible configurations for searching the worst cases. The following table is a list of the test modes shown in this test report.

Test Items	Mode	Data Rate	Modulation Type	U-NII-1	U-NII-3
				Channel	Channel
RF Output Power	11a	6	BPSK	48/44/36	165/157/149
	11n(20 MHz)	6.5		48/44/36	165/157/149
	11n(40 MHz)	13.5		46/38	159/151
	11ac(20 MHz)	6.5		48/44/36	165/157/149
	11ac(40 MHz)	13.5		46/38	159/151
	11ac(80 MHz)	29.3		42	155
Emission Bandwidth & 99% Occupied Bandwidth	11a	6	BPSK	48/44/36	165/157/149
	11n(20 MHz)	6.5		48/44/36	165/157/149
	11n(40 MHz)	13.5		46/38	159/151
	11ac(20 MHz)	6.5		48/44/36	165/157/149
	11ac(40 MHz)	13.5		46/38	159/151
	11ac(80 MHz)	29.3		42	155
6 dB bandwidth	11a	6	BPSK	N/A	165/157/149
	11n(20 MHz)	6.5		N/A	165/157/149
	11n(40 MHz)	13.5		N/A	159/151
	11ac(20 MHz)	6.5		N/A	165/157/149
	11ac(40 MHz)	13.5		N/A	159/151
	11ac(80 MHz)	29.3		N/A	155
Power Spectral Density	11a	6	BPSK	48/44/36	165/157/149
	11n(20 MHz)	6.5		48/44/36	165/157/149
	11n(40 MHz)	13.5		46/38	159/151
	11ac(20 MHz)	6.5		48/44/36	165/157/149
	11ac(40 MHz)	13.5		46/38	159/151
	11ac(80 MHz)	29.3		42	155
Radiated Spurious Emissions	11a	6	BPSK	48/44/36	165/157/149
	11n(20 MHz)	6.5		48/44/36	165/157/149
	11n(40 MHz)	13.5		46/38	159/151
	11ac(20 MHz)	6.5		48/44/36	165/157/149
	11ac(40 MHz)	13.5		46/38	159/151
	11ac(80 MHz)	29.3		42	155
Band Edge (Restricted -band)	11a	6	BPSK	48/36	165/149
	11n(20 MHz)	6.5		48/36	165/149
	11n(40 MHz)	13.5		46/38	159/151
	11ac(20 MHz)	6.5		48/36	165/149
	11ac(40 MHz)	13.5		46/38	159/151
	11ac(80 MHz)	29.3		42	155

3 SUMMARY OF TEST RESULTS

3.1 Test Standards

No.	Identity	Document Title
1	47 CFR Part 15 Subpart E	Unlicensed National Information Infrastructure Devices
2	KDB Publication 789033 D02v02r01	Guidelines for Compliance Testing of Unlicensed National Information Infrastructure (U-NII) Devices Part 15, Subpart E
3	KDB Publication 662911 D01v02r01	Emissions Testing of Transmitters with Multiple Outputs in the Same Band (e.g., MIMO, Smart Antenna, etc)
4	ANSI C63.10-2013	American National Standard for Testing Unlicensed Wireless Devices

3.2 Verdict

No.	Description	FCC Part No.	Test Result	Verdict
1	Antenna Requirement	15.203	--	Pass[Note1]
2	RF Output Power	15.407(a)	ANNEX A.1	Pass
3	Emission Bandwidth & 99% Occupied Bandwidth	15.407(a)	ANNEX A.2	Pass
4	6 dB bandwidth	15.407(e)	ANNEX A.3	Pass
5	Power Spectral Density	15.407(a)	ANNEX A.4	Pass
6	Conducted Emission	15.207	ANNEX A.5	Pass
7	Radiated Spurious Emissions and Band Edge (Restricted-band)	15.407(b)	ANNEX A.6	Pass
8	Receiver Spurious Emissions	--	--	N/A[Note2]

Note [1]: The EUT has a permanently and irreplaceable attached antenna, which complies with the requirement FCC 15.203.

Note [2]: Only radio communication receivers operating in stand-alone mode within the U-NII-30-960 MHz, as well as scanner receivers, are subject to Industry Canada requirements, so this test is not applicable.

Note [3]: Under all normal operating conditions specified in the user manual, frequency stability can keep radiation within the operating frequency band.

4 GENERAL TEST CONFIGURATIONS

4.1 Test Environments

During the measurement, the normal environmental conditions were within the listed ranges:

Relative Humidity	45% to 55%	
Atmospheric Pressure	100 kPa to 102 kPa	
Temperature	NT (Normal Temperature)	+22℃ to +25℃
	LT (Low Temperature)	-10℃
	HT (High Temperature)	+40℃
Working Voltage of the EUT	NV (Normal Voltage)	220 V

4.2 Test Equipment List

Description	Manufacturer	Model	Serial No.	Cal. Date	Cal. Due
Spectrum Analyzer	ROHDE&SCHWARZ	FSV-40	101544	2021.04.01	2022.03.31
Spectrum Analyzer	KEYSIGHT	N9020A	MY50330200	2021.06.01	2022.05.31
Bluetooth Signaling Unit	ROHDE&SCHWARZ	CMW500	142028	2021.06.01	2022.05.31
Spectrum Analyzer	ROHDE&SCHWARZ	FSV-30	103118	2021.06.01	2022.05.31
Vector Signal Generator	ROHDE&SCHWARZ	SMBV100A	260592	2021.01.27	2022.01.26
Signal Generator	ROHDE&SCHWARZ	SMB100A	177746	2021.06.01	2022.05.31
Switch Unit with OSP-B157	ROHDE&SCHWARZ	OSP120	101270	2021.06.01	2022.05.31
EMI Receiver	KEYSIGHT	N9038A	MY53220118	2021.06.01	2022.05.31
EMI Receiver	ROHDE&SCHWARZ	ESRP	101036	2021.06.01	2022.05.31
LISN	SCHWARZBECK	NSLK 8127	8127-687	2021.06.01	2022.05.31
Test Antenna-Loop(9 kHz-30 MHz)	SCHWARZBECK	FMZB 1519	1519-037	2021.04.16	2024.04.15
Test Antenna-Bi-Log(30 MHz-3 GHz)	SCHWARZBECK	VULB 9163	9163-624	2021.08.20	2024.08.19
Test Antenna-Horn(1-18 GHz)	SCHWARZBECK	BBHA 9120D	9120D-1917	2019.07.02	2022.07.01
Test Antenna-Horn (18-40 GHz)	A-INFO	LB-180400KF	J211060273	2021.07.02	2023.07.01
Anechoic Chamber	RAINFORD	9m*6m*6m	N/A	2017.02.21	2022.02.20
Anechoic Chamber	EMC Electronic Co., Ltd	20.10*11.60*7.35m	N/A	2019.08.08	2022.08.07
Shielded Enclosure	ChangNing	CN-130701	130703	--	--

4.3 Test Software List

Description	Manufacturer	Software Version	Serial No.	Applicable test Setup
BL410R	BALUN	V2.1.1.488	N/A	The section 4.5.1
BL410E	BALUN	V19.8.28.435	N/A	The section 4.5.2&4.5.3&4.5.4&4.5.5

4.4 Measurement Uncertainty

The following measurement uncertainty levels have been estimated for tests performed on the EUT as specified in CISPR 16-4-2.

This uncertainty represents an expanded uncertainty expressed at approximately the 95% confidence level using a coverage factor of k=2.

Parameters	Uncertainty
Occupied Channel Bandwidth	2.8%
RF output power, conducted	1.28 dB
Power Spectral Density, conducted	1.30 dB
Unwanted Emissions, conducted	1.84 dB
All emissions, radiated	5.36 dB
Temperature	0.82°C
Humidity	4.1%

4.5 Description of Test Setup

4.5.1 For Antenna Port Test

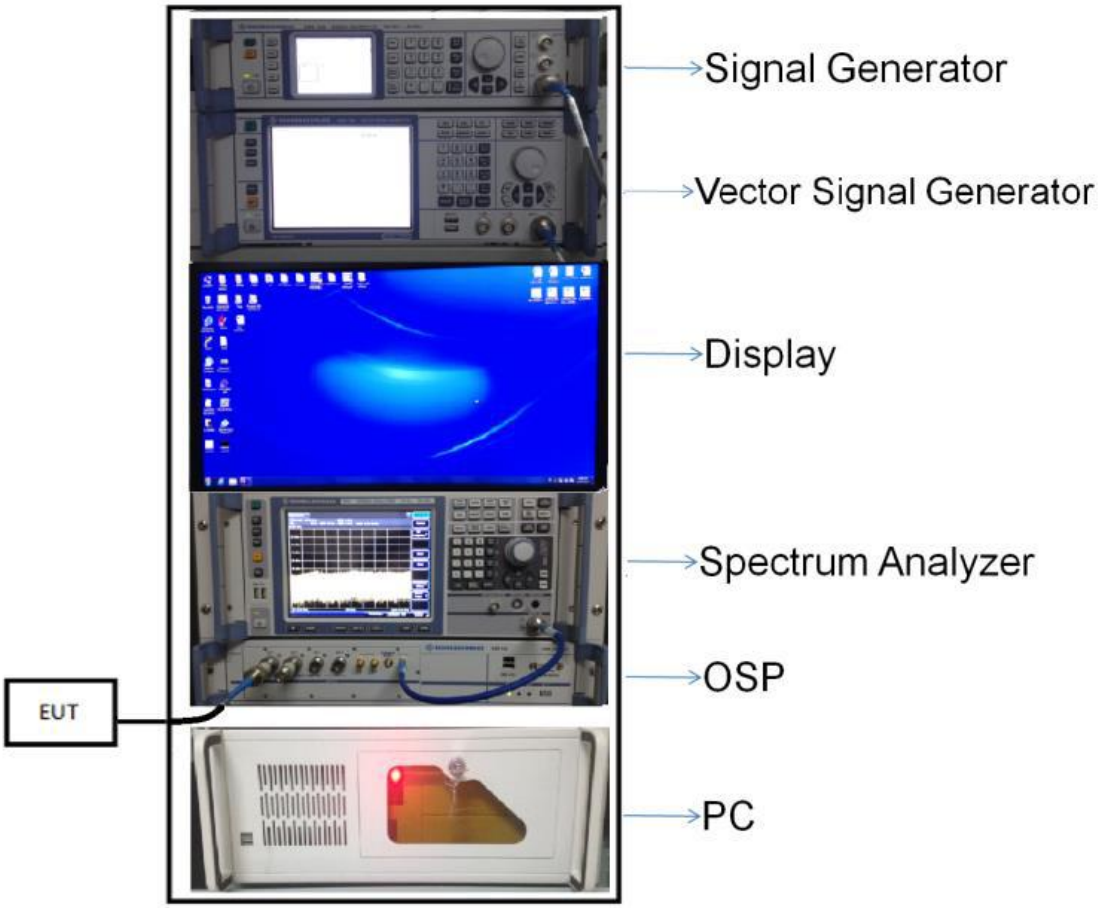

(Diagram 1)

4.5.2 For AC Power Supply Port Test

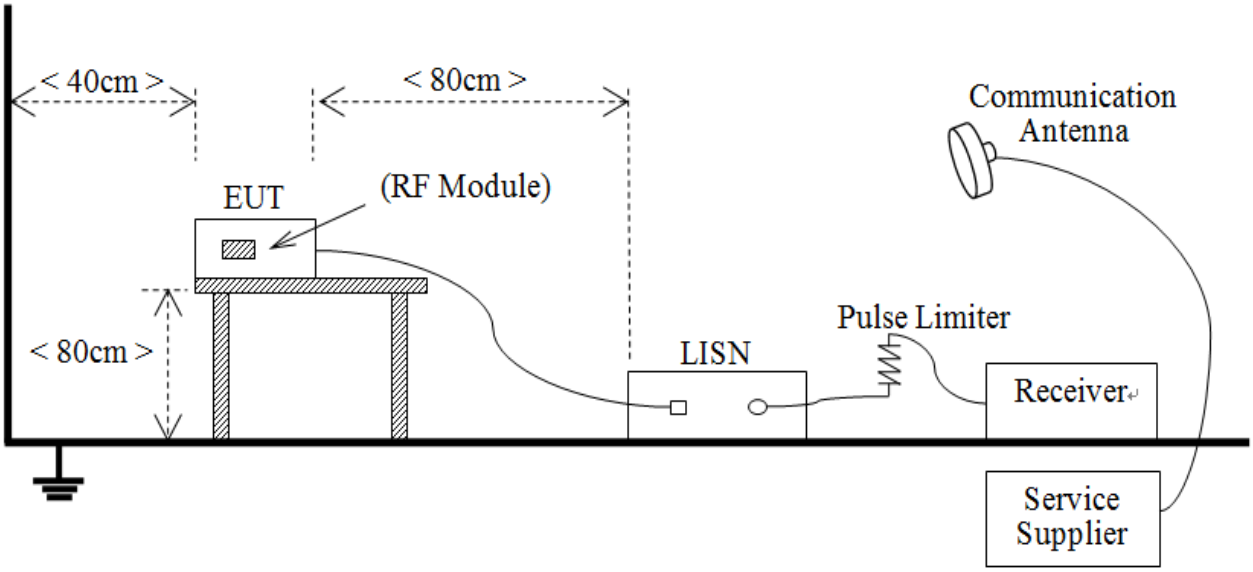

(Diagram 2)

4.5.3 For Radiated Test (Below 30 MHz)

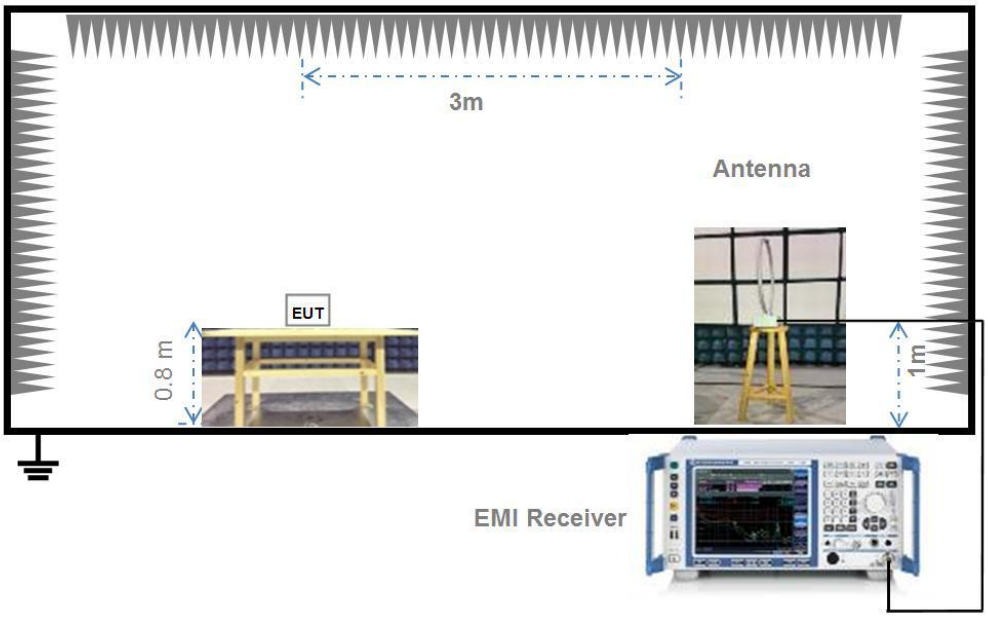

(Diagram 3)

4.5.4 For Radiated Test (30 MHz-1 GHz)



(Diagram 4)

4.5.5 For Radiated Test (Above 1 GHz)

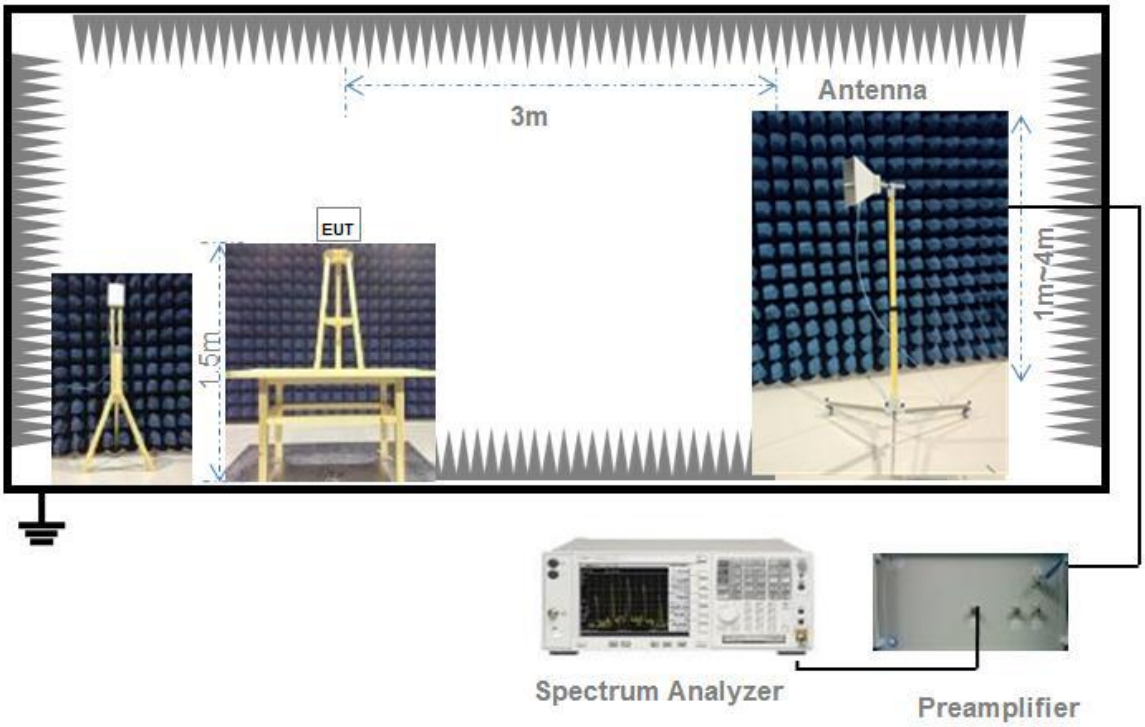

(Diagram 5)

5 TEST ITEMS

5.1 RF Output Power

5.1.1 Test Limit

FCC §15.407(a)

The maximum conducted output power should not exceed:

Frequency Band (MHz)	Limit
5150-5250	250 mW
5250-5350	250 mW or 11 dBm + 10log B, whichever is less.
5470-5725	250 mW or 11 dBm + 10log B, whichever is less.
5725-5850	1 W
Note: Where “B” is the 26 dB emissions bandwidth in MHz.	

The maximum e.i.r.p. shall not exceed:

Frequency Band (MHz)	Limit
5150-5250	200 mW or 10 dBm + 10log B, whichever is less.
5250-5350	1W or 17 dBm + 10log B, whichever is less.
5470-5725	1W or 17 dBm + 10log B, whichever is less.
5725-5850	N/A
Note: Where “B” is the 99% emissions bandwidth in MHz.	

5.1.2 Test Setup

The section 4.5.1 (Diagram 1) test setup description was used for this test. The photo of test setup please refer to ANNEX B.

5.1.3 Test Procedure

The maximum peak conducted output power may be measured using a broadband Average RF power meter. The power meter shall have a video bandwidth that is greater than or equal to the emission bandwidth and utilize a fast-responding diode detector.

The E.I.R.P used radiated test method. At a test site that has been validated using the procedures of ANSI C63.4 or the latest CISPR 16-1-4 for measurements above 1 GHz, so as to simulate a near free-space environment.

5.1.4 Test Result

Please refer to ANNEX A.1.

5.2 Emission Bandwidth and 6 dB Bandwidth

5.2.1 Limit

FCC §15.407(a)

Within the 5.725-5.85 GHz band, the minimum 6 dB bandwidth of U-NII devices shall be at least 500 kHz.

5.2.2 Test Setup

The test setup photo please refer to 4.5.1 (Diagram 1) test setup description was used for this test. The photo of test setup please refer to ANNEX B.

5.2.3 Test Procedure

Emission bandwidth

1. Set RBW = approximately 1% of the emission bandwidth.

2. Set VBW ≥ 3*RBW,

3. Detector = Peak.

4. Trace mode = Max hold.

5. Measure the maximum width of the emission that is 26 dB down from the peak of the emission.

Occupied Bandwidth

1. Set Span = 1.5 times to 5.0 times the OBW

2. Set RBW = 1% to 5% of the OBW.

3. Set VBW ≥ 3*RBW, Detector = Peak.

4. Trace mode = Max hold.

5. Use the 99% power bandwidth function of the instrument.

6 dB bandwidth

1. Set RBW = 100 kHz, VBW = 300 kHz.

2. Detector = Peak.Trace mode = Max hold.

3. Allow the trace to stabilize.

4. Measure the maximum width of the emission that is constrained by the frequencies associated with the two outermost amplitude points (upper and lower frequencies) that are attenuated by 6 dB relative to the maximum level measured in the fundamental emission.

5.2.4 Test Result

Please refer to ANNEX A.2 and ANNEX A.3.

5.3 Power Spectral density (PSD)

5.3.1 Limit

FCC §15.407(a)

The maximum power spectral density should not exceed:

Frequency Band (MHz)	Limit
5150-5250	11 dBm/MHz
5250-5350	11 dBm/MHz
5470-5725	11 dBm/MHz
5725-5850	30 dBm/500kHz

The e.i.r.p. spectral density should not exceed:

Frequency Band (MHz)	Limit
5150-5250	10 dBm/MHz
5250-5350	N/A
5470-5725	N/A
5725-5850	N/A

5.3.2 Test Setup

The section 4.5.1 (Diagram 1) test setup description was used for this test. The photo of test setup please refer to ANNEX B.

5.3.3 Test Procedure

Set the spectrum analyzer or EMI receiver span to view the entire emission bandwidth.

1. Set RBW = 510 kHz/1 MHz, VBW ≥ 3*RBW, Sweep time = Auto, Detector = RMS.
2. Allow the sweeps to continue until the trace stabilizes.
3. Use the peak marker function to determine the maximum amplitude level.
4. The E.I.R.P spectral density used radiated test method. At a test site that has been validated using the procedures of ANSI C63.4 or the latest CISPR 16-1-4 for measurements above 1 GHz, so as to simulate a near free-space environment.

5.3.4 Test Result

Please refer to ANNEX A.4.

5.4 Conducted Emission

5.4.1 Limit

FCC §15.207

For an intentional radiator that is designed to be connected to the public utility (AC) power line, the radio frequency voltage that is conducted back onto the AC power line on any frequency within the U-NII-150 kHz to 30 MHz shall not exceed the limits in the following table, as measured using a 50μH/50Ω line impedance stabilization network (LISN).

Frequency range (MHz)	Conducted Limit (dBμV)	
	Quai-peak	Average
0.15 - 0.50	66 to 56	56 to 46
0.50 - 5	56	46
0.50 - 30	60	50

5.4.2 Test Setup

The section 4.5.2 (Diagram 2) test setup description was used for this test. The photo of test setup please refer to ANNEX B.

5.4.3 Test Procedure

The maximum conducted interference is searched using Peak (PK), if the emission levels more than the AV and QP limits, and that have narrow margins from the AV and QP limits will be re-measured with AV and QP detectors. Tests for both L phase and N phase lines of the power mains connected to the EUT are performed. Refer to recorded points and plots below.

5.4.4 Test Result

Please refer to ANNEX A.5.

5.5 Radiated Spurious Emissions and Band Edge (Restricted-band)

5.5.1 Limit

FCC §15.209 & 15.407(b)

Frequency (MHz)	Field Strength (μV/m)	Measurement Distance (m)
0.009 - 0.490	2400/F(kHz)	300
0.490 - 1.705	24000/F(kHz)	30
1.705 - 30.0	30	30
30 - 88	100	3
88 - 216	150	3
216 - 960	200	3
Above 960	500	3

Note [1]: The Limit for radiated test was performed according to FCC Part 15C
Note [2]: The tighter limit applies at the band edge.

Un-restricted band emissions	
Out Operating Band (MHz)	Limit
5150 - 5250	e.i.r.p. -27 dBm (68.2 dBuV/m@3m)
5250 - 5350	e.i.r.p. -27 dBm (68.2 dBuV/m@3m)
5470 - 5725	e.i.r.p. -27 dBm (68.2 dBuV/m@3m)
5725 - 5850	All emissions shall be limited to a level of -27 dBm/MHz at 75 MHz or more above or below the band edge increasing linearly to 10 dBm/MHz at 25 MHz above or below the band edge, and from 25 MHz above or below the band edge increasing linearly to a level of 15.6 dBm/MHz at 5 MHz above or below the band edge, and from 5 MHz above or below the band edge increasing linearly to a level of 27 dBm/MHz at the band edge. 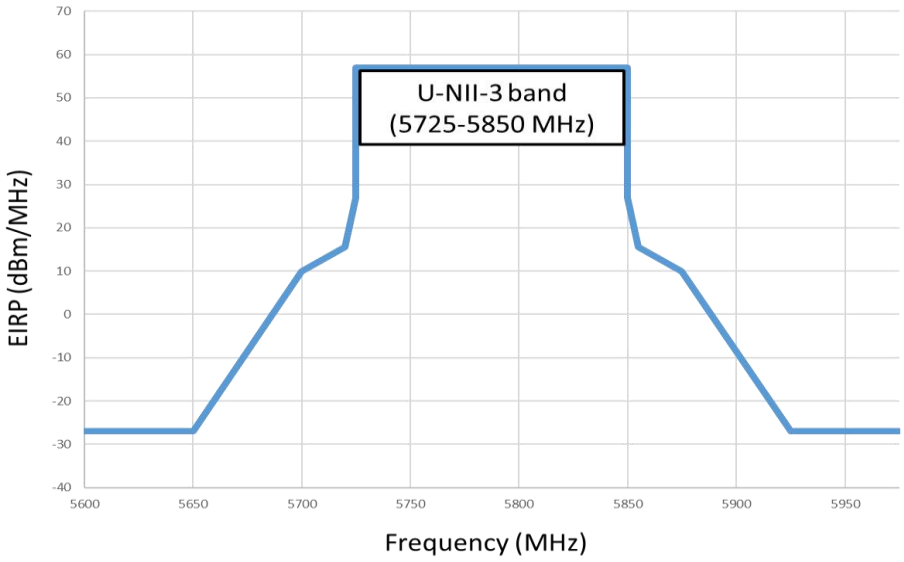

Note: The following formula is used to convert the equipment isotropic radiated power (eirp) to field strength.

5.5.2 Test Setup

The section 4.5.3-4.5.5 (Diagram 3 - Diagram 5) test setup description was used for this test. The photo of test

setup please refer to ANNEX B.

5.5.3 Test Procedure

Since the emission limits are specified in terms of radiated field strength levels, measurements performed to demonstrate compliance have traditionally relied on a radiated test configuration. Radiated measurements remain the principal method for demonstrating compliance to the specified limits; however antenna-port conducted measurements are also now acceptable to demonstrate compliance (see below for details). When radiated measurements are utilized, test site requirements and procedures for maximizing and measuring radiated emissions that are described in ANSI C63.10 shall be followed.

Antenna-port conducted measurements may also be used as an alternative to radiated measurements for demonstrating compliance in the restricted frequency bands. If conducted measurements are performed, then proper impedance matching must be ensured and an additional radiated test for cabinet/case spurious emissions is required.

General Procedure for conducted measurements in restricted bands

a) Measure the conducted output power (in dBm) using the detector specified (see guidance regarding measurement procedures for determining quasi-peak, peak, and average conducted output power, respectively).

b) Add the maximum transmit antenna gain (in dBi) to the measured output power level to determine the EIRP level (see guidance on determining the applicable antenna gain)

c) Add the appropriate maximum ground reflection factor to the EIRP level (6 dB for frequencies ≤ 30 MHz, 4.7 dB for frequencies between 30 MHz and 1000 MHz, inclusive and 0 dB for frequencies > 1000 MHz).

d) For devices with multiple antenna-ports, measure the power of each individual chain and sum the EIRP of all chains in linear terms (e.g., Watts, mW).

e) Convert the resultant EIRP level to an equivalent electric field strength using the following relationship:

$E = EIRP – 20\log D + 104.8$

where:

E = electric field strength in dBμV/m,

EIRP = equivalent isotropic radiated power in dBm

D = specified measurement distance in meters.

f) Compare the resultant electric field strength level to the applicable limit.

g) Perform radiated spurious emission test.

Quasi-Peak measurement procedure

The specifications for measurements using the CISPR quasi-peak detector can be found in Publication 16 of the International Special Committee on Radio Frequency Interference (CISPR) of the International Electrotechnical Commission.

As an alternative to CISPR quasi-peak measurement, compliance can be demonstrated to the applicable emission limits using a peak detector.

Peak power measurement procedure

Peak emission levels are measured by setting the instrument as follows:

a) RBW = as specified in Table 1.

b) VBW ≥ 3 x RBW.

c) Detector = Peak.

d) Sweep time = auto.

e) Trace mode = max hold.

f) Allow sweeps to continue until the trace stabilizes. (Note that the required measurement time may be longer for low duty cycle applications).

Table 1—RBW as a function of frequency

Frequency	RBW
9-150 kHz	200-300 Hz
0.15-30 MHz	9-10 kHz
30-1000 MHz	100-120 kHz
> 1000 MHz	1 MHz

If the peak-detected amplitude can be shown to comply with the average limit, then it is not necessary to perform a separate average measurement.

Trace averaging across on and off times of the EUT transmissions followed by duty cycle correction

If continuous transmission of the EUT (i.e., duty cycle ≥ 98 percent) cannot be achieved and the duty cycle is constant (i.e., duty cycle variations are less than ± 2 percent), then the following procedure shall be used:

a) The EUT shall be configured to operate at the maximum achievable duty cycle.

b) Measure the duty cycle, x, of the transmitter output signal as described in section 6.0.

c) RBW = 1 MHz (unless otherwise specified).

d) VBW ≥ 3 x RBW.

e) Detector = RMS, if span/(# of points in sweep) ≤ (RBW/2). Satisfying this condition may require increasing the number of points in the sweep or reducing the span. If this condition cannot be satisfied, then the detector mode shall be set to peak.

f) Averaging type = power (i.e., RMS).

1) As an alternative, the detector and averaging type may be set for linear voltage averaging.

2) Some instruments require linear display mode in order to use linear voltage averaging. Log or dB averaging shall not be used.

g) Sweep time = auto.

h) Perform a trace average of at least 100 traces.

i) A correction factor shall be added to the measurement results prior to comparing to the emission limit in order to compute the emission level that would have been measured had the test been performed at 100 percent duty cycle. The correction factor is computed as follows:

1) If power averaging (RMS) mode was used in step f), then the applicable correction factor is 10 log(1/x), where x is the duty cycle.

2) If linear voltage averaging mode was used in step f), then the applicable correction factor is 20 log(1/x), where

x is the duty cycle.

3) If a specific emission is demonstrated to be continuous (≥ 98 percent duty cycle) rather than turning on and off with the transmit cycle, then no duty cycle correction is required for that emission.

NOTE: Reduction of the measured emission amplitude levels to account for operational duty factor is not permitted. Compliance is based on emission levels occurring during transmission - not on an average across on and off times of the transmitter.

Determining the applicable transmit antenna gain

A conducted power measurement will determine the maximum output power associated with a restricted band emission; however, in order to determine the associated EIRP level, the gain of the transmitting antenna (in dBi) must be added to the measured output power (in dBm).

Since the out-of-band characteristics of the EUT transmit antenna will often be unknown, the use of a conservative antenna gain value is necessary. Thus, when determining the EIRP based on the measured conducted power, the upper bound on antenna gain for a device with a single RF output shall be selected as the maximum in-band gain of the antenna across all operating bands, or 2 dBi, whichever is greater. However, for devices that operate in multiple frequency bands while using the same transmit antenna, the highest gain of the antenna within the operating band nearest in frequency to the restricted band emission being measured may be used in lieu of the overall highest gain when the emission is at a frequency that is within 20 percent of the nearest band edge frequency, but in no case shall a value less than 2 dBi be used.

See KDB 662911 for guidance on calculating the additional array gain term when determining the effective antenna gain for a EUT with multiple outputs occupying the same or overlapping frequency ranges in the same band.

Radiated spurious emission test

An additional consideration when performing conducted measurements of restricted band emissions is that unwanted emissions radiating from the EUT cabinet, control circuits, power leads, or intermediate circuit elements will likely go undetected in a conducted measurement configuration. To address this concern, a radiated test shall be performed to ensure that emissions emanating from the EUT cabinet (rather than the antenna port) also comply with the applicable limits.

For these cabinet radiated spurious emission measurements the EUT transmit antenna may be replaced with a termination matching the nominal impedance of the antenna. Procedures for performing radiated measurements are specified in ANSI C63.10. All detected emissions shall comply with the applicable limits.

The measurement frequency range is from 30 MHz to the 10th harmonic of the fundamental frequency. The Turn Table is actuated to turn from 0° to 360°, and both horizontal and vertical polarizations of the Test Antenna are used to find the maximum radiated power. Mid channels on all channel bandwidth verified. Only the worst RB size/offset presented.

The power of the EUT transmitting frequency should be ignored.

All Spurious Emission tests were performed in X, Y, Z axis direction. And only the worst axis test condition was recorded in this test report.

Use the following spectrum analyzer settings:

Span = wide enough to fully capture the emission being measured
RBW = 1 MHz for f ≥ 1 GHz, 100 kHz for f < 1 GHz
VBW ≥ RBW
Sweep = auto

Detector function = peak
Trace = max hold

5.5.4 Test Result

Please refer to ANNEX A.6.

ANNEX A TEST RESULT

A.1 RF Output Power

Note [1]: For FCC standard, if transmitting antennas of directional gain greater than 6 dBi are used, all band maximum conducted output power shall be reduced by the amount in dB that the directional gain of the antenna exceeds 6 dBi.

Test Data

Conducted Power

Main Antenna

U-NII-1 (5150 - 5250 MHz)					
Mode	Channel	Conducted Power (dBm)	Conducted Power (mW)	FCC Limit (mW)	Verdict
11a	CH36	16.78	47.64	250	Pass
11a	CH44	16.93	49.32	250	Pass
11a	CH48	16.89	48.87	250	Pass
11n (HT20)	CH36	14.83	30.41	250	Pass
11n (HT20)	CH44	14.94	31.19	250	Pass
11n (HT20)	CH48	14.95	31.26	250	Pass
11n (HT40)	CH38	11.76	15.00	250	Pass
11n (HT40)	CH46	14.92	31.05	250	Pass
11ac (VHT20)	CH36	13.73	23.60	250	Pass
11ac (VHT20)	CH44	13.84	24.21	250	Pass
11ac (HVT20)	CH48	13.83	24.15	250	Pass
11ac (VHT40)	CH38	11.20	13.18	250	Pass
11ac (VHT40)	CH46	14.03	25.29	250	Pass
11ac (VHT80)	CH42	10.57	11.40	250	Pass

U-NII-3 (5725 - 5850 MHz)					
Mode	Channel	Conducted Power (dBm)	Conducted Power (mW)	FCC Limit (mW)	Verdict
11a	CH149	16.74	47.21	1000	Pass
11a	CH157	16.85	48.42	1000	Pass
11a	CH165	16.67	46.45	1000	Pass
11n (HT20)	CH149	14.85	30.55	1000	Pass
11n (HT20)	CH157	14.64	29.11	1000	Pass
11n (HT20)	CH165	14.64	29.11	1000	Pass
11n (HT40)	CH151	14.94	31.19	1000	Pass
11n (HT40)	CH159	14.88	30.76	1000	Pass
11ac (VHT20)	CH149	13.90	24.55	1000	Pass
11ac (VHT20)	CH157	13.95	24.83	1000	Pass
11ac (VHT20)	CH165	13.94	24.77	1000	Pass
11ac (VHT40)	CH151	13.98	25.00	1000	Pass
11ac (VHT40)	CH159	13.93	24.72	1000	Pass
11ac (VHT80)	CH155	13.91	24.60	1000	Pass

Aux. Antenna

U-NII-1 (5150 - 5250 MHz)					
Mode	Channel	Conducted Power (dBm)	Conducted Power (mW)	FCC Limit (mW)	Verdict
11a	CH36	16.72	46.99	250	Pass
11a	CH44	16.90	48.98	250	Pass
11a	CH48	16.87	48.64	250	Pass
11n (HT20)	CH36	14.84	30.48	250	Pass
11n (HT20)	CH44	14.88	30.76	250	Pass
11n (HT20)	CH48	14.83	30.41	250	Pass
11n (HT40)	CH38	14.98	31.48	250	Pass
11n (HT40)	CH46	14.93	31.12	250	Pass
11ac (VHT20)	CH36	13.74	23.66	250	Pass
11ac (VHT20)	CH44	13.78	23.88	250	Pass
11ac (HVT20)	CH48	13.64	23.12	250	Pass
11ac (VHT40)	CH38	13.89	24.49	250	Pass
11ac (VHT40)	CH46	13.92	24.66	250	Pass
11ac (VHT80)	CH42	12.10	16.22	250	Pass

U-NII-3 (5725 - 5850 MHz)					
Mode	Channel	Conducted Power (dBm)	Conducted Power (mW)	FCC Limit (mW)	Verdict
11a	CH149	16.83	48.19	1000	Pass
11a	CH157	16.52	44.87	1000	Pass
11a	CH165	16.65	46.24	1000	Pass
11n (HT20)	CH149	14.92	31.05	1000	Pass
11n (HT20)	CH157	14.66	29.24	1000	Pass
11n (HT20)	CH165	14.77	29.99	1000	Pass
11n (HT40)	CH151	14.95	31.26	1000	Pass
11n (HT40)	CH159	14.91	30.97	1000	Pass
11ac (VHT20)	CH149	13.94	24.77	1000	Pass
11ac (VHT20)	CH157	13.68	23.33	1000	Pass
11ac (VHT20)	CH165	13.84	24.21	1000	Pass
11ac (VHT40)	CH151	13.96	24.89	1000	Pass
11ac (VHT40)	CH159	13.88	24.43	1000	Pass
11ac (VHT80)	CH155	13.97	24.95	1000	Pass

MIMO-Main Antenna

U-NII-1 (5150 - 5250 MHz)					
Mode	Channel	Conducted Power (dBm)	Conducted Power (mW)	FCC Limit (mW)	Verdict
11a	CH36	16.65	46.24	250	Pass
11a	CH44	16.56	45.29	250	Pass
11a	CH48	16.64	46.13	250	Pass
11n (HT20)	CH36	14.86	30.62	250	Pass
11n (HT20)	CH44	14.95	31.26	250	Pass
11n (HT20)	CH48	14.88	30.76	250	Pass
11n (HT40)	CH38	10.57	11.40	250	Pass
11n (HT40)	CH46	14.91	30.97	250	Pass
11ac (VHT20)	CH36	13.84	24.21	250	Pass
11ac (VHT20)	CH44	13.95	24.83	250	Pass
11ac (HVT20)	CH48	13.98	25.00	250	Pass
11ac (VHT40)	CH38	11.66	14.66	250	Pass
11ac (VHT40)	CH46	13.96	24.89	250	Pass
11ac (VHT80)	CH42	10.78	11.97	250	Pass

U-NII-3 (5725 - 5850 MHz)					
Mode	Channel	Conducted Power (dBm)	Conducted Power (mW)	FCC Limit (mW)	Verdict
11a	CH149	16.57	45.39	1000	Pass
11a	CH157	16.64	46.13	1000	Pass
11a	CH165	16.64	46.13	1000	Pass
11n (HT20)	CH149	14.90	30.90	1000	Pass
11n (HT20)	CH157	14.91	30.97	1000	Pass
11n (HT20)	CH165	14.88	30.76	1000	Pass
11n (HT40)	CH151	14.92	31.05	1000	Pass
11n (HT40)	CH159	14.85	30.55	1000	Pass
11ac (VHT20)	CH149	13.73	23.60	1000	Pass
11ac (VHT20)	CH157	13.90	24.55	1000	Pass
11ac (VHT20)	CH165	13.80	23.99	1000	Pass
11ac (VHT40)	CH151	13.99	25.06	1000	Pass
11ac (VHT40)	CH159	13.93	24.72	1000	Pass
11ac (VHT80)	CH155	13.91	24.60	1000	Pass

MIMO-Aux. Antenna

U-NII-1 (5150 - 5250 MHz)					
Mode	Channel	Conducted Power (dBm)	Conducted Power (mW)	FCC Limit (mW)	Verdict
11a	CH36	16.56	45.29	250	Pass
11a	CH44	16.62	45.92	250	Pass
11a	CH48	16.65	46.24	250	Pass
11n (HT20)	CH36	14.95	31.26	250	Pass
11n (HT20)	CH44	14.68	29.38	250	Pass
11n (HT20)	CH48	14.74	29.79	250	Pass
11n (HT40)	CH38	10.68	11.69	250	Pass
11n (HT40)	CH46	14.77	29.99	250	Pass
11ac (VHT20)	CH36	13.84	24.21	250	Pass
11ac (VHT20)	CH44	13.74	23.66	250	Pass
11ac (HVT20)	CH48	13.76	23.77	250	Pass
11ac (VHT40)	CH38	11.77	15.03	250	Pass
11ac (VHT40)	CH46	13.92	24.66	250	Pass
11ac (VHT80)	CH42	10.86	12.19	250	Pass

U-NII-3 (5725 - 5850 MHz)					
Mode	Channel	Conducted Power (dBm)	Conducted Power (mW)	FCC Limit (mW)	Verdict
11a	CH149	16.54	45.08	1000	Pass
11a	CH157	16.76	47.42	1000	Pass
11a	CH165	16.74	47.21	1000	Pass
11n (HT20)	CH149	14.79	30.13	1000	Pass
11n (HT20)	CH157	14.74	29.79	1000	Pass
11n (HT20)	CH165	14.96	31.33	1000	Pass
11n (HT40)	CH151	14.95	31.26	1000	Pass
11n (HT40)	CH159	14.79	30.13	1000	Pass
11ac (VHT20)	CH149	13.77	23.82	1000	Pass
11ac (VHT20)	CH157	13.55	22.65	1000	Pass
11ac (VHT20)	CH165	13.64	23.12	1000	Pass
11ac (VHT40)	CH151	13.93	24.72	1000	Pass
11ac (VHT40)	CH159	13.82	24.10	1000	Pass
11ac (VHT80)	CH155	13.96	24.89	1000	Pass

MIMO

U-NII-1 (5150 - 5250 MHz)					
Mode	Channel	Conducted Power (dBm)	Conducted Power (mW)	FCC Limit (mW)	Verdict
11a	CH36	19.62	91.53	250	Pass
11a	CH44	19.60	91.21	250	Pass
11a	CH48	19.66	92.37	250	Pass
11n (HT20)	CH36	17.92	61.88	250	Pass
11n (HT20)	CH44	17.83	60.64	250	Pass
11n (HT20)	CH48	17.82	60.55	250	Pass
11n (HT40)	CH38	13.64	23.10	250	Pass
11n (HT40)	CH46	17.85	60.97	250	Pass
11ac (VHT20)	CH36	16.85	48.42	250	Pass
11ac (VHT20)	CH44	16.86	48.49	250	Pass
11ac (HVT20)	CH48	16.88	48.77	250	Pass
11ac (VHT40)	CH38	14.73	29.69	250	Pass
11ac (VHT40)	CH46	16.95	49.55	250	Pass
11ac (VHT80)	CH42	13.83	24.16	250	Pass

U-NII-3 (5725 - 5850 MHz)					
Mode	Channel	Conducted Power (dBm)	Conducted Power (mW)	FCC Limit (mW)	Verdict
11a	CH149	19.57	90.48	1000	Pass
11a	CH157	19.71	93.56	1000	Pass
11a	CH165	19.70	93.34	1000	Pass
11n (HT20)	CH149	17.86	61.03	1000	Pass
11n (HT20)	CH157	17.84	60.76	1000	Pass
11n (HT20)	CH165	17.93	62.09	1000	Pass
11n (HT40)	CH151	17.95	62.31	1000	Pass
11n (HT40)	CH159	17.83	60.68	1000	Pass
11ac (VHT20)	CH149	16.76	47.43	1000	Pass
11ac (VHT20)	CH157	16.74	47.19	1000	Pass
11ac (VHT20)	CH165	16.73	47.11	1000	Pass
11ac (VHT40)	CH151	16.97	49.78	1000	Pass
11ac (VHT40)	CH159	16.89	48.82	1000	Pass
11ac (VHT80)	CH155	16.95	49.49	1000	Pass

A.2 Emission Bandwidth & 99% Bandwidth

Note: Test plots please refer to the document “Annex No.: BL-SZ21A0304-604 Data Part 1.pdf”.

Test Data

Main Antenna

U-NII-1 (5150 - 5250 MHz)			
Mode	Channel	26 dB Bandwidth (MHz)	99% Bandwidth (MHz)
11a	CH36	20.30	16.60
11a	CH44	20.40	16.62
11a	CH48	21.34	16.62
11n (HT20)	CH36	20.13	17.57
11n (HT20)	CH44	20.10	17.56
11n (HT20)	CH48	20.13	17.58
11n (HT40)	CH38	40.63	36.24
11n (HT40)	CH46	40.35	36.23
11ac (VHT20)	CH36	20.23	17.58
11ac (VHT20)	CH44	20.17	17.54
11ac (VHT20)	CH48	20.19	17.55
11ac (VHT40)	CH38	40.91	36.26
11ac (VHT40)	CH46	40.88	36.20
11ac (VHT80)	CH42	81.32	75.91

U-NII-3 (5725 - 5850 MHz)			
Mode	Channel	26 dB Bandwidth (MHz)	99% Bandwidth (MHz)
11a	CH149	21.56	16.66
11a	CH157	21.34	16.65
11a	CH165	20.52	16.64
11n (HT20)	CH149	20.15	17.58
11n (HT20)	CH157	20.14	17.57
11n (HT20)	CH165	20.16	17.58
11n (HT40)	CH151	41.03	36.27
11n (HT40)	CH159	41.06	36.25
11ac (VHT20)	CH149	20.28	17.56
11ac (VHT20)	CH157	20.21	17.56
11ac (VHT20)	CH165	20.25	17.56
11ac (VHT40)	CH151	40.82	36.22
11ac (VHT40)	CH159	40.94	36.24
11ac (VHT80)	CH155	81.32	76.01

Aux. Antenna

U-NII-1 (5150 - 5250 MHz)			
Mode	Channel	26 dB Bandwidth (MHz)	99% Bandwidth (MHz)
11a	CH36	21.39	16.65
11a	CH44	21.32	16.65
11a	CH48	21.44	16.65
11n (HT20)	CH36	20.12	17.59
11n (HT20)	CH44	20.12	17.57
11n (HT20)	CH48	20.09	17.58
11n (HT40)	CH38	40.65	36.26
11n (HT40)	CH46	41.01	36.22
11ac (VHT20)	CH36	20.12	17.54
11ac (VHT20)	CH44	20.14	17.54
11ac (VHT20)	CH48	20.08	17.53
11ac (VHT40)	CH38	40.42	36.14
11ac (VHT40)	CH46	40.45	36.12
11ac (VHT80)	CH42	81.85	76.05

U-NII-3 (5725 - 5850 MHz)			
Mode	Channel	26 dB Bandwidth (MHz)	99% Bandwidth (MHz)
11a	CH149	25.33	16.73
11a	CH157	26.43	16.79
11a	CH165	26.58	16.75
11n (HT20)	CH149	20.09	17.60
11n (HT20)	CH157	20.18	17.62
11n (HT20)	CH165	20.14	17.60
11n (HT40)	CH151	42.74	36.30
11n (HT40)	CH159	42.02	36.29
11ac (VHT20)	CH149	20.13	17.58
11ac (VHT20)	CH157	20.15	17.61
11ac (VHT20)	CH165	20.21	17.60
11ac (VHT40)	CH151	40.29	36.05
11ac (VHT40)	CH159	40.25	36.08
11ac (VHT80)	CH155	81.06	75.90

A.3 6 dB Bandwidth

Note: Test plots please refer to the document “Annex No.: BL-SZ21A0304-604 Data Part 2.pdf”.

Test Data

Main Antenna

U-NII-3 (5725 - 5850 MHz)				
Mode	Channel	6 dB Bandwidth (MHz)	Limit (kHz)	Verdict
11a	CH149	15.25	500.00	Pass
11a	CH157	15.20	500.00	Pass
11a	CH165	15.20	500.00	Pass
11n (HT20)	CH149	15.20	500.00	Pass
11n (HT20)	CH157	15.25	500.00	Pass
11n (HT20)	CH165	15.20	500.00	Pass
11n (HT40)	CH151	35.25	500.00	Pass
11n (HT40)	CH159	35.25	500.00	Pass
11ac (VHT20)	CH149	15.25	500.00	Pass
11ac (VHT20)	CH157	15.25	500.00	Pass
11ac (VHT20)	CH165	15.25	500.00	Pass
11ac (VHT40)	CH151	35.25	500.00	Pass
11ac (VHT40)	CH159	35.25	500.00	Pass
11ac (VHT80)	CH155	75.60	500.00	Pass

Aux. Antenna

U-NII-3 (5725 - 5850 MHz)				
Mode	Channel	6 dB Bandwidth (MHz)	Limit (kHz)	Verdict
11a	CH149	15.25	500.00	Pass
11a	CH157	15.20	500.00	Pass
11a	CH165	15.20	500.00	Pass
11n (HT20)	CH149	15.25	500.00	Pass
11n (HT20)	CH157	15.25	500.00	Pass
11n (HT20)	CH165	15.25	500.00	Pass
11n (HT40)	CH151	35.25	500.00	Pass
11n (HT40)	CH159	35.45	500.00	Pass
11ac (VHT20)	CH149	15.80	500.00	Pass
11ac (VHT20)	CH157	15.20	500.00	Pass
11ac (VHT20)	CH165	15.20	500.00	Pass
11ac (VHT40)	CH151	35.20	500.00	Pass
11ac (VHT40)	CH159	35.20	500.00	Pass
11ac (VHT80)	CH155	76.45	500.00	Pass

A.4 Power Spectral Density

Note [1]: Test plots please refer to the document “Annex No.: BL-SZ21A0304-604 Data Part 3.pdf”.

Note [2]: The RBW used in U-NII-3 is 1 MHz, and the PSD factor is: 10*log (500 kHz/RBW) =-3 dBm.

Test Data

Main Antenna

U-NII-1 (5150 - 5250 MHz)				
Mode	Channel	PSD (dBm/MHz)	Limit (dBm/MHz)	Verdict
11a	CH36	5.98	11.00	Pass
11a	CH44	6.06	11.00	Pass
11a	CH48	6.09	11.00	Pass
11n (HT20)	CH36	3.72	11.00	Pass
11n (HT20)	CH44	3.84	11.00	Pass
11n (HT20)	CH48	3.83	11.00	Pass
11n (HT40)	CH38	-2.91	11.00	Pass
11n (HT40)	CH46	0.63	11.00	Pass
11ac (VHT20)	CH36	3.29	11.00	Pass
11ac (VHT20)	CH44	3.43	11.00	Pass
11ac (VHT20)	CH48	2.85	11.00	Pass
11ac (VHT40)	CH38	-3.68	11.00	Pass
11ac (VHT40)	CH46	-0.34	11.00	Pass
11ac (VHT80)	CH42	-8.95	11.00	Pass

U-NII-3 (5725 - 5850 MHz)				
Mode	Channel	PSD (dBm/500kHz)	Limit (dBm/500kHz)	Verdict
11a	CH149	3.22	30.00	Pass
11a	CH157	3.45	30.00	Pass
11a	CH165	3.21	30.00	Pass
11n (HT20)	CH149	1.41	30.00	Pass
11n (HT20)	CH157	1.14	30.00	Pass
11n (HT20)	CH165	1.52	30.00	Pass
11n (HT40)	CH151	-2.53	30.00	Pass
11n (HT40)	CH159	-2.72	30.00	Pass
11ac (VHT20)	CH149	0.10	30.00	Pass
11ac (VHT20)	CH157	0.44	30.00	Pass
11ac (VHT20)	CH165	0.43	30.00	Pass
11ac (VHT40)	CH151	-3.22	30.00	Pass
11ac (VHT40)	CH159	-3.17	30.00	Pass
11ac (VHT80)	CH155	-6.43	30.00	Pass

Aux. Antenna

U-NII-1 (5150 - 5250 MHz)				
Mode	Channel	PSD (dBm/MHz)	Limit (dBm/MHz)	Verdict
11a	CH36	6.33	11.00	Pass
11a	CH44	6.00	11.00	Pass
11a	CH48	6.19	11.00	Pass
11n (HT20)	CH36	3.97	11.00	Pass
11n (HT20)	CH44	3.65	11.00	Pass
11n (HT20)	CH48	3.83	11.00	Pass
11n (HT40)	CH38	0.60	11.00	Pass
11n (HT40)	CH46	0.67	11.00	Pass
11ac (VHT20)	CH36	2.89	11.00	Pass
11ac (VHT20)	CH44	2.72	11.00	Pass
11ac (VHT20)	CH48	3.00	11.00	Pass
11ac (VHT40)	CH38	-0.87	11.00	Pass
11ac (VHT40)	CH46	-0.80	11.00	Pass
11ac (VHT80)	CH42	-8.54	11.00	Pass

U-NII-3 (5725 - 5850 MHz)				
Mode	Channel	PSD (dBm/500kHz)	Limit (dBm/500kHz)	Verdict
11a	CH149	3.78	30.00	Pass
11a	CH157	3.39	30.00	Pass
11a	CH165	3.84	30.00	Pass
11n (HT20)	CH149	1.36	30.00	Pass
11n (HT20)	CH157	1.27	30.00	Pass
11n (HT20)	CH165	0.97	30.00	Pass
11n (HT40)	CH151	-1.86	30.00	Pass
11n (HT40)	CH159	-2.47	30.00	Pass
11ac (VHT20)	CH149	0.24	30.00	Pass
11ac (VHT20)	CH157	0.50	30.00	Pass
11ac (VHT20)	CH165	0.31	30.00	Pass
11ac (VHT40)	CH151	-3.09	30.00	Pass
11ac (VHT40)	CH159	-2.90	30.00	Pass
11ac (VHT80)	CH155	-7.11	30.00	Pass

MIMO-Main Antenna

U-NII-1 (5150 - 5250 MHz)				
Mode	Channel	PSD (dBm/MHz)	Limit (dBm/MHz)	Verdict
11a	CH36	6.54	11.00	Pass
11a	CH44	6.08	11.00	Pass
11a	CH48	6.10	11.00	Pass
11n (HT20)	CH36	4.16	11.00	Pass
11n (HT20)	CH44	4.20	11.00	Pass
11n (HT20)	CH48	4.12	11.00	Pass
11n (HT40)	CH38	-3.57	11.00	Pass
11n (HT40)	CH46	0.43	11.00	Pass
11ac (VHT20)	CH36	3.22	11.00	Pass
11ac (VHT20)	CH44	3.07	11.00	Pass
11ac (VHT20)	CH48	3.05	11.00	Pass
11ac (VHT40)	CH38	-3.30	11.00	Pass
11ac (VHT40)	CH46	-0.14	11.00	Pass
11ac (VHT80)	CH42	-8.53	11.00	Pass

U-NII-3 (5725 - 5850 MHz)				
Mode	Channel	PSD (dBm/500kHz)	Limit (dBm/500kHz)	Verdict
11a	CH149	3.47	30.00	Pass
11a	CH157	3.68	30.00	Pass
11a	CH165	3.40	30.00	Pass
11n (HT20)	CH149	0.88	30.00	Pass
11n (HT20)	CH157	1.12	30.00	Pass
11n (HT20)	CH165	1.63	30.00	Pass
11n (HT40)	CH151	-2.36	30.00	Pass
11n (HT40)	CH159	-2.51	30.00	Pass
11ac (VHT20)	CH149	0.02	30.00	Pass
11ac (VHT20)	CH157	0.24	30.00	Pass
11ac (VHT20)	CH165	0.32	30.00	Pass
11ac (VHT40)	CH151	-3.11	30.00	Pass
11ac (VHT40)	CH159	-3.10	30.00	Pass
11ac (VHT80)	CH155	-6.88	30.00	Pass

MIMO-Aux. Antenna

U-NII-1 (5150 - 5250 MHz)				
Mode	Channel	PSD (dBm/MHz)	Limit (dBm/MHz)	Verdict
11a	CH36	6.98	11.00	Pass
11a	CH44	6.83	11.00	Pass
11a	CH48	7.11	11.00	Pass
11n (HT20)	CH36	4.71	11.00	Pass
11n (HT20)	CH44	4.51	11.00	Pass
11n (HT20)	CH48	4.75	11.00	Pass
11n (HT40)	CH38	-3.53	11.00	Pass
11n (HT40)	CH46	1.27	11.00	Pass
11ac (VHT20)	CH36	2.95	11.00	Pass
11ac (VHT20)	CH44	2.71	11.00	Pass
11ac (VHT20)	CH48	2.92	11.00	Pass
11ac (VHT40)	CH38	-3.30	11.00	Pass
11ac (VHT40)	CH46	-0.52	11.00	Pass
11ac (VHT80)	CH42	-8.53	11.00	Pass

U-NII-3 (5725 - 5850 MHz)				
Mode	Channel	PSD (dBm/500kHz)	Limit (dBm/500kHz)	Verdict
11a	CH149	3.84	30.00	Pass
11a	CH157	3.61	30.00	Pass
11a	CH165	3.81	30.00	Pass
11n (HT20)	CH149	1.57	30.00	Pass
11n (HT20)	CH157	1.35	30.00	Pass
11n (HT20)	CH165	1.66	30.00	Pass
11n (HT40)	CH151	-2.03	30.00	Pass
11n (HT40)	CH159	-2.21	30.00	Pass
11ac (VHT20)	CH149	0.37	30.00	Pass
11ac (VHT20)	CH157	0.03	30.00	Pass
11ac (VHT20)	CH165	0.42	30.00	Pass
11ac (VHT40)	CH151	-2.97	30.00	Pass
11ac (VHT40)	CH159	-2.92	30.00	Pass
11ac (VHT80)	CH155	-6.94	30.00	Pass

MIMO

U-NII-1 (5150 - 5250 MHz)				
Mode	Channel	PSD (dBm/MHz)	Limit (dBm/MHz)	Verdict
11a	CH36	9.77	11.00	Pass
11a	CH44	9.48	11.00	Pass
11a	CH48	9.64	11.00	Pass
11n (HT20)	CH36	7.45	11.00	Pass
11n (HT20)	CH44	7.37	11.00	Pass
11n (HT20)	CH48	7.46	11.00	Pass
11n (HT40)	CH38	-0.54	11.00	Pass
11n (HT40)	CH46	3.88	11.00	Pass
11ac (VHT20)	CH36	6.09	11.00	Pass
11ac (VHT20)	CH44	5.90	11.00	Pass
11ac (VHT20)	CH48	6.00	11.00	Pass
11ac (VHT40)	CH38	-0.29	11.00	Pass
11ac (VHT40)	CH46	2.68	11.00	Pass
11ac (VHT80)	CH42	-5.52	11.00	Pass

U-NII-3 (5725 - 5850 MHz)				
Mode	Channel	PSD (dBm/500kHz)	Limit (dBm/500kHz)	Verdict
11a	CH149	6.67	30.00	Pass
11a	CH157	6.65	30.00	Pass
11a	CH165	6.62	30.00	Pass
11n (HT20)	CH149	4.25	30.00	Pass
11n (HT20)	CH157	4.24	30.00	Pass
11n (HT20)	CH165	4.65	30.00	Pass
11n (HT40)	CH151	0.82	30.00	Pass
11n (HT40)	CH159	0.65	30.00	Pass
11ac (VHT20)	CH149	3.21	30.00	Pass
11ac (VHT20)	CH157	3.15	30.00	Pass
11ac (VHT20)	CH165	3.38	30.00	Pass
11ac (VHT40)	CH151	-0.03	30.00	Pass
11ac (VHT40)	CH159	0.00	30.00	Pass
11ac (VHT80)	CH155	-3.90	30.00	Pass

A.5 Conducted Emissions

Note [1]: The EUT is working in the Normal link mode. All modes have been tested and normal link mode is worst.
Note [2]: Devices subject to Part 15 must be tested for all available U.S. voltages and frequencies (such as a nominal 120 VAC, 60 Hz and 240 VAC, 50 Hz) for which the device is capable of operation. So, The configuration 120 VAC, 60 Hz and 240 VAC, 50 Hz were tested respectively, but only the worst configuration (120 VAC, 60 Hz) shown here.

Test Data and Plots

PHASE L

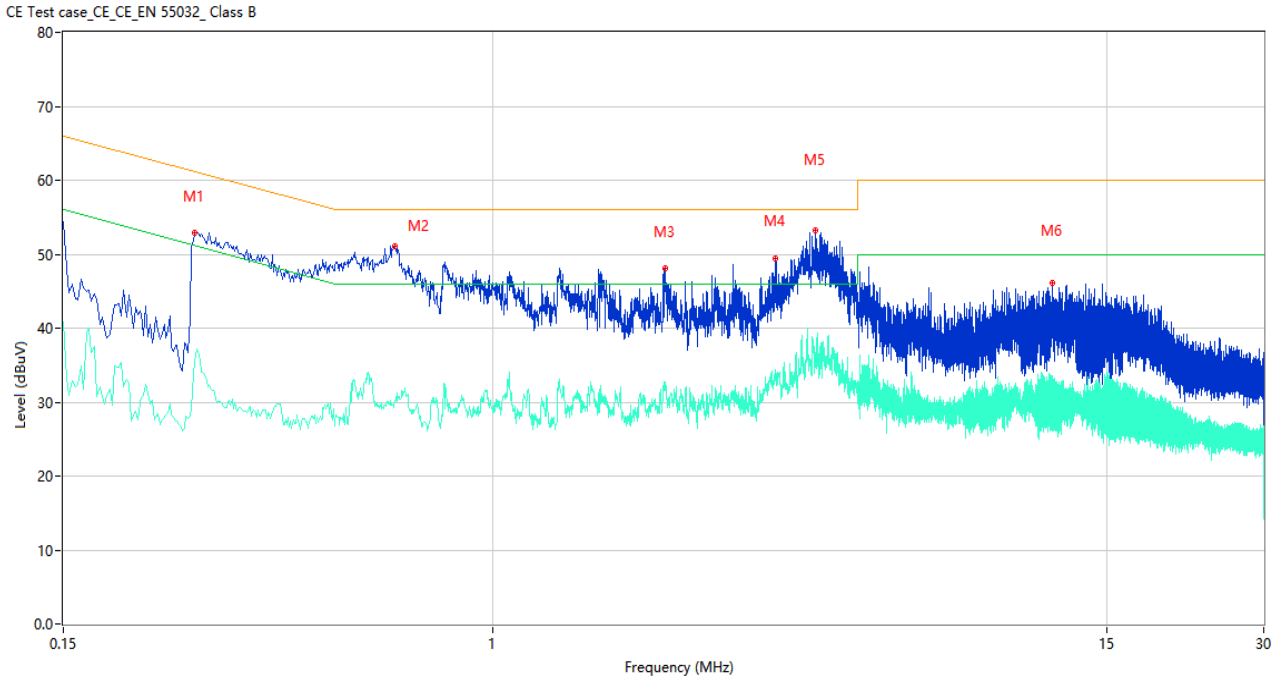

No.	Frequency (MHz)	Results (dBuV)	Factor (dB)	Limit (dBuV)	Over Limit (dB)	Detector	Line	Verdict
1	0.268	52.90	10.90	61.18	-8.28	Peak	L	Pass
1**	0.268	35.54	10.90	51.18	-15.64	AV	L	Pass
2	0.648	51.11	10.86	56.00	-4.89	Peak	L	Pass
2**	0.648	30.21	10.86	46.00	-15.79	AV	L	Pass
3	2.134	48.13	10.74	56.00	-7.87	Peak	L	Pass
3**	2.134	32.71	10.74	46.00	-13.29	AV	L	Pass
4	3.472	49.50	10.71	56.00	-6.50	Peak	L	Pass
4**	3.472	34.32	10.71	46.00	-11.68	AV	L	Pass
5	4.142	54.25	10.71	56.00	-1.75	Peak	L	N/A
5*	4.142	50.22	10.71	56.00	-5.78	QP	L	Pass
5**	4.142	35.57	10.71	46.00	-10.43	AV	L	Pass
6	11.824	46.15	10.68	60.00	-13.85	Peak	L	Pass
6**	11.824	32.62	10.68	50.00	-17.38	AV	L	Pass

PHASE N

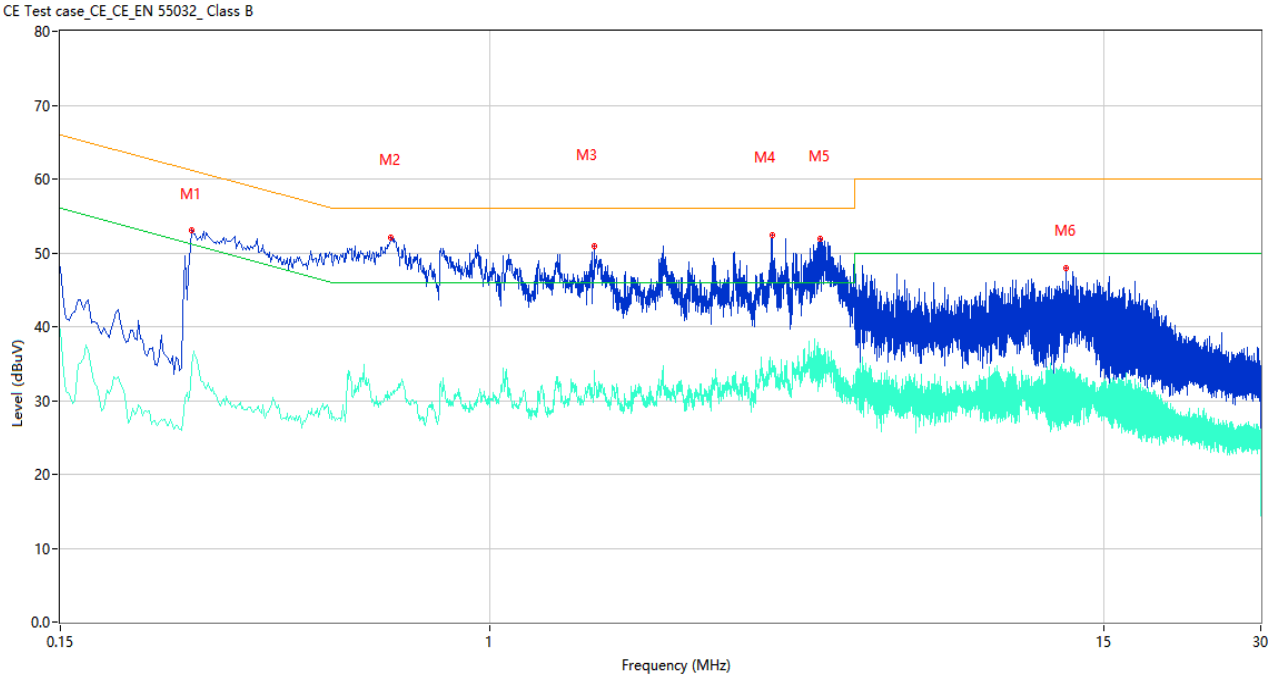

No.	Frequency (MHz)	Results (dBuV)	Factor (dB)	Limit (dBuV)	Over Limit (dB)	Detector	Line	Verdict
1	0.268	52.99	10.90	61.18	-8.19	Peak	N	Pass
1**	0.268	34.87	10.90	51.18	-16.31	AV	N	Pass
2	0.646	52.14	10.86	56.00	-3.86	Peak	N	Pass
2**	0.646	30.70	10.86	46.00	-15.30	AV	N	Pass
3	1.584	50.87	10.73	56.00	-5.13	Peak	N	Pass
3**	1.584	34.04	10.73	46.00	-11.96	AV	N	Pass
4	3.470	52.45	10.71	56.00	-3.55	Peak	N	Pass
4**	3.470	34.84	10.71	46.00	-11.16	AV	N	Pass
5	4.298	51.98	10.71	56.00	-4.02	Peak	N	Pass
5**	4.298	37.00	10.71	46.00	-9.00	AV	N	Pass
6	12.708	48.00	10.67	60.00	-12.00	Peak	N	Pass
6**	12.708	33.18	10.67	50.00	-16.82	AV	N	Pass

A.6 Radiated Spurious Emissions and Band Edge (Restricted-band)

Test Data

Note [1]: The symbol of "--" in the table which means not application.

Note [2]: For the test data above 1 GHz，According the ANSI C63.4, where limits are specified for both average and peak (or quasi-peak) detector functions, if the peak (or quasi-peak) measured value complies with the average limit, it is unnecessary to perform an average measurement.

Note [3]: The low frequency, which started from 9 kHz to 30 MHz, was pre-scanned and the result which was 20 dB lower than the limit line per 15.31(o) was not reported.

Note [4]: The EUT is working in the Normal link mode below 1 GHz. All modes have been tested and normal link mode is worst.

Note [5]: For Multiple transmitter output, the quantity *10 log (NANT)* dB is added to each spectrum value before comparing to the emission limit. When testing out-of-band and spurious emissions against relative emission limits, tests may be performed on each output individually without summing or adding *10 log(NANT)* if the measurements are made relative to the in-band emissions on the individual outputs.

30 MHz to 1 GHz, ANT H

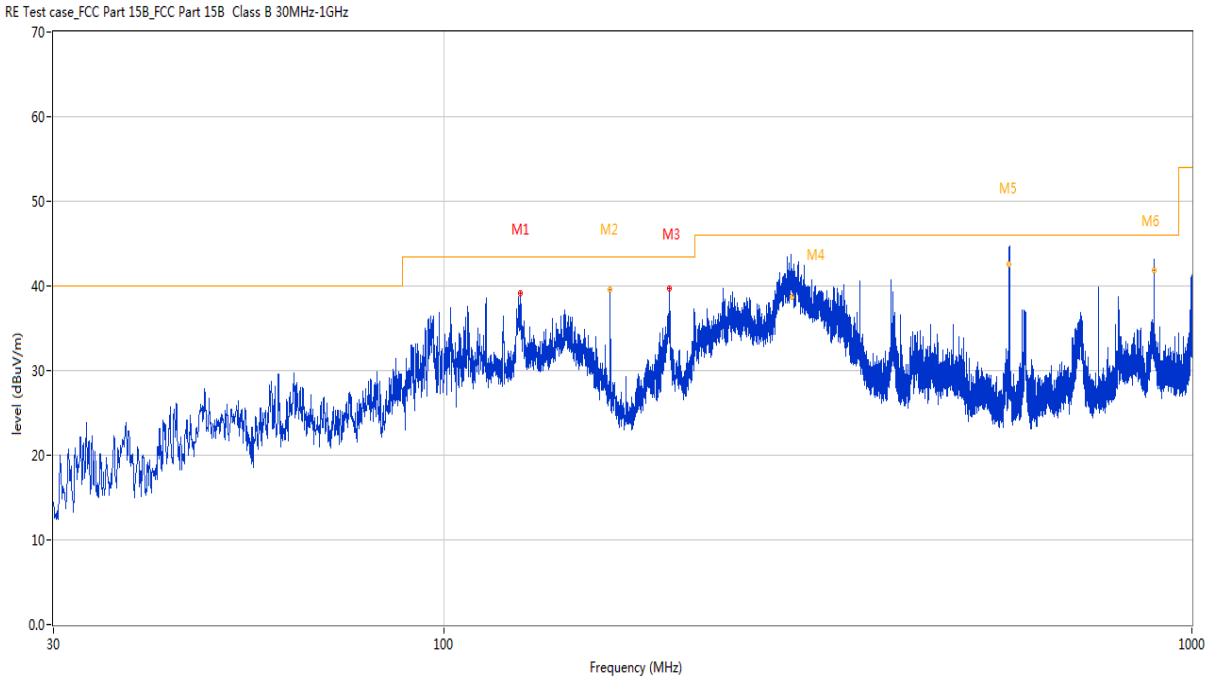

No.	Frequency (MHz)	Results (dBuV/m)	Factor (dB)	Limit (dBuV/m)	Over Limit (dB)	Detector	Table (Degree)	Height (cm)	Antenna	Verdict
1	126.224	39.20	-26.70	43.5	-4.30	Peak	360.00	200	Horizontal	Pass
2	166.669	42.94	-26.87	43.5	-0.56	Peak	332.70	199	Horizontal	N/A
2*	166.669	39.74	-26.87	43.5	-3.76	QP	332.70	199	Horizontal	Pass
3	200.041	39.68	-24.10	43.5	-3.82	Peak	338.20	100	Horizontal	Pass
4	291.358	44.60	-21.63	46.0	-1.40	Peak	122.80	102	Horizontal	N/A
4*	291.358	38.72	-21.63	46.0	-7.28	QP	122.80	102	Horizontal	Pass
5	569.979	47.24	-14.97	46.0	1.24	Peak	84.90	123	Horizontal	N/A
5*	569.979	42.80	-14.97	46.0	-3.20	QP	84.90	123	Horizontal	Pass
6	890.108	44.85	-10.29	46.0	-1.15	Peak	39.40	100	Horizontal	N/A
6*	890.108	41.88	-10.29	46.0	-4.12	QP	39.40	100	Horizontal	Pass

30 MHz to 1 GHz, ANT V

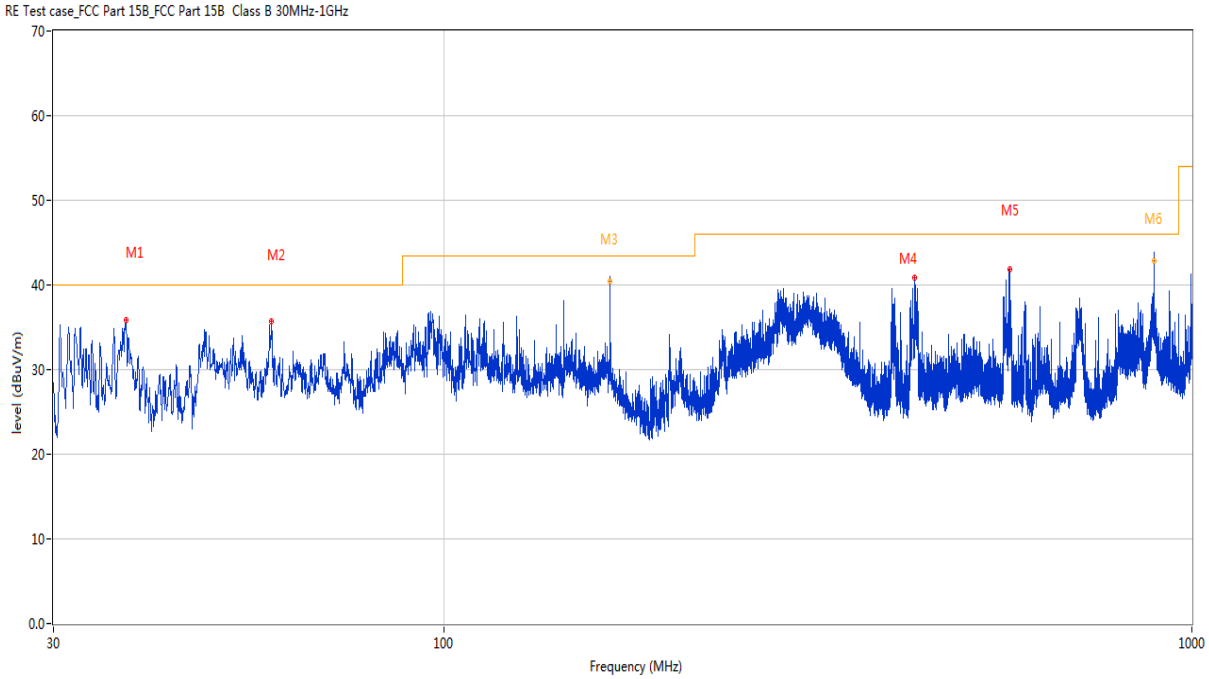

No.	Frequency (MHz)	Results (dBuV/m)	Factor (dB)	Limit (dBuV/m)	Over Limit (dB)	Detector	Table (Degree)	Height (cm)	Antenna	Verdict
1	37.517	35.85	-24.56	40.0	-4.15	Peak	154.80	100	Vertical	Pass
2	58.663	35.69	-24.05	40.0	-4.31	Peak	218.50	100	Vertical	Pass
3	166.669	41.81	-26.86	43.5	-1.69	Peak	248.60	100	Vertical	N/A
3*	166.669	40.48	-26.86	43.5	-3.02	QP	248.60	100	Vertical	Pass
4	426.245	40.85	-18.45	46.0	-5.15	Peak	210.10	100	Vertical	Pass
5	569.999	41.81	-14.97	46.0	-4.19	Peak	171.40	100	Vertical	Pass
6	890.108	46.06	-10.29	46.0	0.06	Peak	56.90	103	Vertical	N/A
6*	890.108	42.86	-10.29	46.0	-3.14	QP	56.90	103	Vertical	Pass

Note: The spurious above 18G is noise only, do not show on the report.

Main Antenna

11a, U-NII-1, 1 GHz to 18 GHz, Low Channel, ANT H

No.	Frequency (MHz)	Results (dBuV/m)	Factor (dB)	Limit (dBuV/m)	Over Limit (dB)	Detector	Table (Degree)	Height (cm)	Antenna	Verdict
1	1329.600	44.08	-16.15	68.2	-24.12	Peak	169.00	150	Horizontal	Pass
1**	1329.600	28.71	-16.15	54.0	-25.29	AV	169.00	150	Horizontal	Pass
2	2814.400	42.23	-7.81	68.2	-25.97	Peak	38.00	150	Horizontal	Pass
2**	2814.400	33.35	-7.81	54.0	-20.65	AV	38.00	150	Horizontal	Pass
3	3750.000	43.64	-5.67	68.2	-24.56	Peak	360.00	150	Horizontal	Pass
3**	3750.000	33.94	-5.67	54.0	-20.06	AV	360.00	150	Horizontal	Pass
4	5180.000	105.06	-2.17	--	--	Peak	143.00	150	Horizontal	N/A
4**	5180.000	96.92	-2.17	--	--	AV	143.00	150	Horizontal	N/A
5	12146.987	48.29	-1.95	68.2	-19.91	Peak	0.00	150	Horizontal	Pass
5**	12146.987	39.88	-1.95	54.0	-14.12	AV	0.00	150	Horizontal	Pass
6	15841.463	50.13	0.12	68.2	-18.07	Peak	38.00	150	Horizontal	Pass
6**	15841.463	40.67	0.12	54.0	-13.33	AV	38.00	150	Horizontal	Pass

11a, U-NII-1, 1 GHz to 18 GHz, Low Channel, ANT V

No.	Frequency (MHz)	Results (dBuV/m)	Factor (dB)	Limit (dBuV/m)	Over Limit (dB)	Detector	Table (Degree)	Height (cm)	Antenna	Verdict
1	1329.800	44.84	-16.14	68.2	-23.36	Peak	220.00	150	Vertical	Pass
1**	1329.800	29.83	-16.14	54.0	-24.17	AV	220.00	150	Vertical	Pass
2	2820.700	42.62	-7.59	68.2	-25.58	Peak	276.00	150	Vertical	Pass
2**	2820.700	33.73	-7.59	54.0	-20.27	AV	276.00	150	Vertical	Pass
3	4124.000	45.21	-3.32	68.2	-22.99	Peak	60.00	150	Vertical	Pass
3**	4124.000	35.80	-3.32	54.0	-18.2	AV	60.00	150	Vertical	Pass
4	5180.500	103.72	-2.20	--	--	Peak	198.00	150	Vertical	N/A
4**	5180.500	94.67	-2.20	--	--	AV	198.00	150	Vertical	N/A
5	12158.387	47.12	-2.18	68.2	-21.08	Peak	215.00	150	Vertical	Pass
5**	12158.387	38.24	-2.18	54.0	-15.76	AV	215.00	150	Vertical	Pass
6	15895.276	51.04	-0.08	68.2	-17.16	Peak	341.00	150	Vertical	Pass
6**	15895.276	39.81	-0.08	54.0	-14.19	AV	341.00	150	Vertical	Pass

11a, U-NII-1, 1 GHz to 18 GHz, Middle Channel, ANT H

No.	Frequency (MHz)	Results (dBuV/m)	Factor (dB)	Limit (dBuV/m)	Over Limit (dB)	Detector	Table (Degree)	Height (cm)	Antenna	Verdict
1	1329.700	42.28	-16.14	68.2	-25.92	Peak	283.00	150	Horizontal	Pass
1**	1329.700	28.66	-16.14	54.0	-25.34	AV	283.00	150	Horizontal	Pass
2	2769.100	43.15	-7.95	68.2	-25.05	Peak	112.00	150	Horizontal	Pass
2**	2769.100	32.92	-7.95	54.0	-21.08	AV	112.00	150	Horizontal	Pass
3	4110.500	45.18	-3.79	68.2	-23.02	Peak	317.00	150	Horizontal	Pass
3**	4110.500	35.54	-3.79	54.0	-18.46	AV	317.00	150	Horizontal	Pass
4	5220.750	106.49	-1.49	--	--	Peak	133.00	150	Horizontal	N/A
4**	5220.750	99.55	-1.49	--	--	AV	133.00	150	Horizontal	N/A
5	12131.550	47.04	-2.17	68.2	-21.16	Peak	40.00	150	Horizontal	Pass
5**	12131.550	37.86	-2.17	54.0	-16.14	AV	40.00	150	Horizontal	Pass
6	15958.275	50.38	0.44	68.2	-17.82	Peak	171.00	150	Horizontal	Pass
6**	15958.275	40.97	0.44	54.0	-13.03	AV	171.00	150	Horizontal	Pass

11a, U-NII-1, 1 GHz to 18 GHz, Middle Channel, ANT V

No.	Frequency (MHz)	Results (dBuV/m)	Factor (dB)	Limit (dBuV/m)	Over Limit (dB)	Detector	Table (Degree)	Height (cm)	Antenna	Verdict
1	1327.600	44.46	-16.19	68.2	-23.74	Peak	190.00	150	Vertical	Pass
1**	1327.600	33.55	-16.19	54.0	-20.45	AV	190.00	150	Vertical	Pass
2	2819.700	42.65	-7.59	68.2	-25.55	Peak	310.00	150	Vertical	Pass
2**	2819.700	33.42	-7.59	54.0	-20.58	AV	310.00	150	Vertical	Pass
3	4050.250	45.32	-4.69	68.2	-22.88	Peak	300.00	150	Vertical	Pass
3**	4050.250	35.60	-4.69	54.0	-18.40	AV	300.00	150	Vertical	Pass
4	5216.250	105.61	-1.29	--	--	Peak	196.00	150	Vertical	N/A
4**	5216.250	97.40	-1.29	--	--	AV	196.00	150	Vertical	N/A
5	12136.063	47.67	-2.11	68.2	-20.53	Peak	98.00	150	Vertical	Pass
5**	12136.063	38.94	-2.11	54.0	-15.06	AV	98.00	150	Vertical	Pass
6	15932.026	49.70	0.40	68.2	-18.50	Peak	332.00	150	Vertical	Pass
6**	15932.026	41.21	0.40	54.0	-12.79	AV	332.00	150	Vertical	Pass

11a, U-NII-1, 1 GHz to 18 GHz, High Channel, ANT H

No.	Frequency (MHz)	Results (dBuV/m)	Factor (dB)	Limit (dBuV/m)	Over Limit (dB)	Detector	Table (Degree)	Height (cm)	Antenna	Verdict
1	1327.600	41.62	-16.19	68.2	-26.58	Peak	109.00	150	Horizontal	Pass
1**	1327.600	29.21	-16.19	54.0	-24.79	AV	109.00	150	Horizontal	Pass
2	2851.500	42.97	-8.49	68.2	-25.23	Peak	91.00	150	Horizontal	Pass
2**	2851.500	32.59	-8.49	54.0	-21.41	AV	91.00	150	Horizontal	Pass
3	4108.750	45.40	-3.93	68.2	-22.80	Peak	43.00	150	Horizontal	Pass
3**	4108.750	35.99	-3.93	54.0	-18.01	AV	43.00	150	Horizontal	Pass
4	5240.750	106.13	-2.43	--	--	Peak	133.00	150	Horizontal	N/A
4**	5240.750	99.02	-2.43	--	--	AV	133.00	150	Horizontal	N/A
5	12386.625	47.87	-1.94	68.2	-20.33	Peak	173.00	150	Horizontal	Pass
5**	12386.625	38.94	-1.94	54.0	-15.06	AV	173.00	150	Horizontal	Pass
6	15943.838	50.73	0.59	68.2	-17.47	Peak	206.00	150	Horizontal	Pass
6**	15943.838	41.54	0.59	54.0	-12.46	AV	206.00	150	Horizontal	Pass

11a, U-NII-1, 1 GHz to 18 GHz, High Channel, ANT V

No.	Frequency (MHz)	Results (dBuV/m)	Factor (dB)	Limit (dBuV/m)	Over Limit (dB)	Detector	Table (Degree)	Height (cm)	Antenna	Verdict
1	1330.500	46.07	-16.14	68.2	-22.13	Peak	195.00	150	Vertical	Pass
1**	1330.500	30.59	-16.14	54.0	-23.41	AV	195.00	150	Vertical	Pass
2	2792.800	42.15	-8.69	68.2	-26.05	Peak	62.00	150	Vertical	Pass
2**	2792.800	33.55	-8.69	54.0	-20.45	AV	62.00	150	Vertical	Pass
3	4128.500	45.30	-3.77	68.2	-22.90	Peak	215.00	150	Vertical	Pass
3**	4128.500	36.25	-3.77	54.0	-17.75	AV	215.00	150	Vertical	Pass
4	5241.250	104.76	-2.47	--	--	Peak	198.00	150	Vertical	N/A
4**	5241.250	97.95	-2.47	--	--	AV	198.00	150	Vertical	N/A
5	11364.425	47.65	-3.19	68.2	-20.55	Peak	247.00	150	Vertical	Pass
5**	11364.425	37.57	-3.19	54.0	-16.43	AV	247.00	150	Vertical	Pass
6	15955.125	50.02	0.54	68.2	-18.18	Peak	161.00	150	Vertical	Pass
6**	15955.125	41.44	0.54	54.0	-12.56	AV	161.00	150	Vertical	Pass

11n20, U-NII-1, 1 GHz to 18 GHz, Low Channel, ANT H

No.	Frequency (MHz)	Results (dBuV/m)	Factor (dB)	Limit (dBuV/m)	Over Limit (dB)	Detector	Table (Degree)	Height (cm)	Antenna	Verdict
1	1553.200	40.98	-16.26	68.2	-27.22	Peak	236.00	150	Horizontal	Pass
1**	1553.200	32.53	-16.26	54.0	-21.47	AV	236.00	150	Horizontal	Pass
2	2777.400	42.24	-8.36	68.2	-25.96	Peak	44.00	150	Horizontal	Pass
2**	2777.400	33.72	-8.36	54.0	-20.28	AV	44.00	150	Horizontal	Pass
3	4122.250	45.69	-3.18	68.2	-22.51	Peak	237.00	150	Horizontal	Pass
3**	4122.250	36.09	-3.18	54.0	-17.91	AV	237.00	150	Horizontal	Pass
4	5181.000	104.74	-2.22	--	--	Peak	125.00	150	Horizontal	N/A
4**	5181.000	96.57	-2.22	--	--	AV	125.00	150	Horizontal	N/A
5	11390.550	47.83	-2.47	68.2	-20.37	Peak	267.00	150	Horizontal	Pass
5**	11390.550	37.80	-2.47	54.0	-16.20	AV	267.00	150	Horizontal	Pass
6	15948.037	50.24	0.66	68.2	-17.96	Peak	94.00	150	Horizontal	Pass
6**	15948.037	40.87	0.66	54.0	-13.13	AV	94.00	150	Horizontal	Pass

11n20, U-NII-1, 1 GHz to 18 GHz, Low Channel, ANT V

No.	Frequency (MHz)	Results (dBuV/m)	Factor (dB)	Limit (dBuV/m)	Over Limit (dB)	Detector	Table (Degree)	Height (cm)	Antenna	Verdict
1	1695.700	50.20	-15.97	68.2	-18.00	Peak	276.00	150	Vertical	Pass
1**	1695.700	38.68	-15.97	54.0	-15.32	AV	276.00	150	Vertical	Pass
2	2831.400	42.35	-7.81	68.2	-25.85	Peak	103.00	150	Vertical	Pass
2**	2831.400	33.09	-7.81	54.0	-20.91	AV	103.00	150	Vertical	Pass
3	4124.000	45.01	-3.32	68.2	-23.19	Peak	262.00	150	Vertical	Pass
3**	4124.000	36.04	-3.32	54.0	-17.96	AV	262.00	150	Vertical	Pass
4	5179.250	101.56	-2.13	--	-96.44	Peak	198.00	150	Vertical	N/A
4**	5179.250	94.64	-2.13	--	94.64	AV	198.00	150	Vertical	N/A
5	11387.938	47.88	-2.54	68.2	-20.32	Peak	104.00	150	Vertical	Pass
5**	11387.938	37.90	-2.54	54.0	-16.10	AV	104.00	150	Vertical	Pass
6	15954.862	49.53	0.54	68.2	-18.67	Peak	343.00	150	Vertical	Pass
6**	15954.862	40.94	0.54	54.0	-13.06	AV	343.00	150	Vertical	Pass

11n20, U-NII-1, 1 GHz to 18 GHz, Middle Channel, ANT H

No.	Frequency (MHz)	Results (dBuV/m)	Factor (dB)	Limit (dBuV/m)	Over Limit (dB)	Detector	Table (Degree)	Height (cm)	Antenna	Verdict
1	1330.600	42.00	-16.14	68.2	-26.20	Peak	284.00	150	Horizontal	Pass
1**	1330.600	32.18	-16.14	54.0	-21.82	AV	284.00	150	Horizontal	Pass
2	2782.100	42.56	-8.49	68.2	-25.64	Peak	226.00	150	Horizontal	Pass
2**	2782.100	33.25	-8.49	54.0	-20.75	AV	226.00	150	Horizontal	Pass
3	4126.750	44.64	-3.74	68.2	-23.56	Peak	254.00	150	Horizontal	Pass
3**	4126.750	35.10	-3.74	54.0	-18.90	AV	254.00	150	Horizontal	Pass
4	5221.250	105.56	-1.51	--	--	Peak	124.00	150	Horizontal	N/A
4**	5221.250	97.33	-1.51	--	--	AV	124.00	150	Horizontal	N/A
5	12146.987	47.70	-1.95	68.2	-20.50	Peak	360.00	150	Horizontal	Pass
5**	12146.987	38.72	-1.95	54.0	-15.28	AV	360.00	150	Horizontal	Pass
6	15881.625	49.75	0.02	68.2	-18.45	Peak	161.00	150	Horizontal	Pass
6**	15881.625	40.86	0.02	54.0	-13.14	AV	161.00	150	Horizontal	Pass

11n20, U-NII-1, 1 GHz to 18 GHz, Middle Channel, ANT V

No.	Frequency (MHz)	Results (dBuV/m)	Factor (dB)	Limit (dBuV/m)	Over Limit (dB)	Detector	Table (Degree)	Height (cm)	Antenna	Verdict
1	1327.700	44.33	-16.19	68.2	-23.87	Peak	191.00	150	Vertical	Pass
1**	1327.700	29.32	-16.19	54.0	-24.68	AV	191.00	150	Vertical	Pass
2	2814.800	42.48	-7.83	68.2	-25.72	Peak	295.00	150	Vertical	Pass
2**	2814.800	33.30	-7.83	54.0	-20.70	AV	295.00	150	Vertical	Pass
3	3916.750	44.85	-4.32	68.2	-23.35	Peak	111.00	150	Vertical	Pass
3**	3916.750	34.72	-4.32	54.0	-19.28	AV	111.00	150	Vertical	Pass
4	5219.250	103.64	-1.40	--	--	Peak	197.00	150	Vertical	N/A
4**	5219.250	96.06	-1.40	--	--	AV	197.00	150	Vertical	N/A
5	11548.250	47.23	-2.37	68.2	-20.97	Peak	162.00	150	Vertical	Pass
5**	11548.250	37.16	-2.37	54.0	-16.84	AV	162.00	150	Vertical	Pass
6	15585.263	49.75	-0.28	68.2	-18.45	Peak	264.00	150	Vertical	Pass
6**	15585.263	39.98	-0.28	54.0	-14.02	AV	264.00	150	Vertical	Pass

11n20, U-NII-1, 1 GHz to 18 GHz, High Channel, ANT H

No.	Frequency (MHz)	Results (dBuV/m)	Factor (dB)	Limit (dBuV/m)	Over Limit (dB)	Detector	Table (Degree)	Height (cm)	Antenna	Verdict
1	1329.500	41.75	-16.15	68.2	-26.45	Peak	269.00	150	Horizontal	Pass
1**	1329.500	29.51	-16.15	54.0	-24.49	AV	269.00	150	Horizontal	Pass
2	2830.500	43.42	-7.75	68.2	-24.78	Peak	45.00	150	Horizontal	Pass
2**	2830.500	33.59	-7.75	54.0	-20.41	AV	45.00	150	Horizontal	Pass
3	4118.750	45.46	-3.20	68.2	-22.74	Peak	298.00	150	Horizontal	Pass
3**	4118.750	36.59	-3.20	54.0	-17.41	AV	298.00	150	Horizontal	Pass
4	5236.750	104.06	-2.41	--	--	Peak	131.00	150	Horizontal	N/A
4**	5236.750	96.19	-2.41	--	--	AV	131.00	150	Horizontal	N/A
5	11320.963	48.33	-3.68	68.2	-19.87	Peak	282.00	150	Horizontal	Pass
5**	11320.963	37.11	-3.68	54.0	-16.89	AV	282.00	150	Horizontal	Pass
6	15830.700	50.20	-0.03	68.2	-18.00	Peak	196.00	150	Horizontal	Pass
6**	15830.700	40.74	-0.03	54.0	-13.26	AV	196.00	150	Horizontal	Pass

11n20, U-NII-1, 1 GHz to 18 GHz, High Channel, ANT V

No.	Frequency (MHz)	Results (dBuV/m)	Factor (dB)	Limit (dBuV/m)	Over Limit (dB)	Detector	Table (Degree)	Height (cm)	Antenna	Verdict
1	1328.300	43.51	-16.18	68.2	-24.69	Peak	137.00	150	Vertical	Pass
1**	1328.300	30.30	-16.18	54.0	-23.70	AV	137.00	150	Vertical	Pass
2	2869.100	42.90	-7.97	68.2	-25.30	Peak	82.00	150	Vertical	Pass
2**	2869.100	34.24	-7.97	54.0	-19.76	AV	82.00	150	Vertical	Pass
3	4175.000	45.01	-4.05	68.2	-23.19	Peak	46.00	150	Vertical	Pass
3**	4175.000	35.81	-4.05	54.0	-18.19	AV	46.00	150	Vertical	Pass
4	5240.750	102.79	-2.43	--	-94.21	Peak	197.00	150	Vertical	N/A
4**	5240.750	95.54	-2.43	--	95.54	AV	197.00	150	Vertical	N/A
5	12145.800	47.70	-1.97	68.2	-20.50	Peak	316.00	150	Vertical	Pass
5**	12145.800	39.06	-1.97	54.0	-14.94	AV	316.00	150	Vertical	Pass
6	15950.137	50.08	0.68	68.2	-18.12	Peak	102.00	150	Vertical	Pass
6**	15950.137	40.84	0.68	54.0	-13.16	AV	102.00	150	Vertical	Pass

11n40, U-NII-1, 1 GHz to 18 GHz, Low Channel, ANT H

No.	Frequency (MHz)	Results (dBuV/m)	Factor (dB)	Limit (dBuV/m)	Over Limit (dB)	Detector	Table (Degree)	Height (cm)	Antenna	Verdict
1	1329.600	44.08	-16.15	68.2	-24.12	Peak	169.00	150	Horizontal	Pass
1**	1329.600	28.71	-16.15	54.0	-25.29	AV	169.00	150	Horizontal	Pass
2	2742.200	42.13	-9.16	68.2	-26.07	Peak	65.00	150	Horizontal	Pass
2**	2742.200	32.18	-9.16	54.0	-21.82	AV	65.00	150	Horizontal	Pass
3	4187.250	45.04	-3.41	68.2	-23.16	Peak	183.00	150	Horizontal	Pass
3**	4187.250	35.75	-3.41	54.0	-18.25	AV	183.00	150	Horizontal	Pass
4	5178.500	105.17	-2.10	--	--	Peak	128.00	150	Horizontal	N/A
4**	5178.500	97.51	-2.10	--	--	AV	128.00	150	Horizontal	N/A
5	12146.987	48.29	-1.95	68.2	-19.91	Peak	0.00	150	Horizontal	Pass
5**	12146.987	39.88	-1.95	54.0	-14.12	AV	0.00	150	Horizontal	Pass
6	15841.463	50.13	0.12	68.2	-18.07	Peak	38.00	150	Horizontal	Pass
6**	15841.463	40.67	0.12	54.0	-13.33	AV	38.00	150	Horizontal	Pass

11n40, U-NII-1, 1 GHz to 18 GHz, Low Channel, ANT V

No.	Frequency (MHz)	Results (dBuV/m)	Factor (dB)	Limit (dBuV/m)	Over Limit (dB)	Detector	Table (Degree)	Height (cm)	Antenna	Verdict
1	1705.800	51.60	-15.96	68.2	-16.60	Peak	289.00	150	Vertical	Pass
1**	1705.800	39.85	-15.96	54.0	-14.15	AV	289.00	150	Vertical	Pass
2	2208.900	46.66	-11.62	68.2	-23.54	Peak	234.00	150	Vertical	Pass
2**	2208.900	31.57	-11.62	54.0	-22.43	AV	234.00	150	Vertical	Pass
3	3830.750	45.18	-5.17	68.2	23.02	Peak	28.00	150	Vertical	Pass
3**	3830.750	34.51	-5.17	54.0	-19.49	AV	28.00	150	Vertical	Pass
4	5192.750	98.39	-2.14	--	--	Peak	195.00	150	Vertical	N/A
4**	5192.750	91.57	-2.14	--	--	AV	195.00	150	Vertical	N/A
5	11424.275	47.62	-3.20	68.2	-20.58	Peak	5.00	150	Vertical	Pass
5**	11424.275	37.67	-3.20	54.0	-16.33	AV	5.00	150	Vertical	Pass
6	15698.925	49.91	-0.07	68.2	-18.29	Peak	29.00	150	Vertical	Pass
6**	15698.925	39.52	-0.07	54.0	-14.48	AV	29.00	150	Vertical	Pass

11n40, U-NII-1, 1 GHz to 18 GHz, High Channel, ANT H

No.	Frequency (MHz)	Results (dBuV/m)	Factor (dB)	Limit (dBuV/m)	Over Limit (dB)	Detector	Table (Degree)	Height (cm)	Antenna	Verdict
1	1554.500	40.75	-16.23	68.2	-27.45	Peak	235.00	150	Horizontal	Pass
1**	1554.500	32.80	-16.23	54.0	-21.20	AV	235.00	150	Horizontal	Pass
2	2795.900	42.82	-8.77	68.2	-25.38	Peak	348.00	150	Horizontal	Pass
2**	2795.900	33.69	-8.77	54.0	-20.31	AV	348.00	150	Horizontal	Pass
3	4244.000	45.60	-4.27	68.2	-22.60	Peak	199.00	150	Horizontal	Pass
3**	4244.000	35.94	-4.27	54.0	-18.06	AV	199.00	150	Horizontal	Pass
4	5222.250	101.59	-1.53	--	--	Peak	134.00	150	Horizontal	N/A
4**	5222.250	92.68	-1.53	--	--	AV	134.00	150	Horizontal	N/A
5	11744.900	47.10	-3.53	68.2	-21.10	Peak	271.00	150	Horizontal	Pass
5**	11744.900	38.38	-3.53	54.0	-15.62	AV	271.00	150	Horizontal	Pass
6	15892.388	49.92	-0.06	68.2	-18.28	Peak	263.00	150	Horizontal	Pass
6**	15892.388	40.35	-0.06	54.0	-13.65	AV	263.00	150	Horizontal	Pass

11n40, U-NII-1, 1 GHz to 18 GHz, High Channel, ANT V

No.	Frequency (MHz)	Results (dBuV/m)	Factor (dB)	Limit (dBuV/m)	Over Limit (dB)	Detector	Table (Degree)	Height (cm)	Antenna	Verdict
1	1681.800	50.96	-16.38	68.2	-17.24	Peak	284.00	150	Vertical	Pass
1**	1681.800	32.61	-16.38	54.0	-21.39	AV	284.00	150	Vertical	Pass
2	2238.400	47.91	-11.10	68.2	-20.29	Peak	284.00	150	Vertical	Pass
2**	2238.400	39.09	-11.10	54.0	-14.91	AV	284.00	150	Vertical	Pass
3	4286.750	45.89	-4.40	68.2	-22.31	Peak	68.20	150	Vertical	Pass
3**	4286.750	35.96	-4.40	54.0	-18.04	AV	68.20	150	Vertical	Pass
4	5222.250	98.62	-1.53	--	--	Peak	229.00	150	Vertical	N/A
4**	5222.250	90.41	-1.53	--	--	AV	229.00	150	Vertical	N/A
5	12147.463	47.44	-1.94	68.2	-20.76	Peak	327.00	150	Vertical	Pass
5**	12147.463	38.87	-1.94	54.0	-15.13	AV	327.00	150	Vertical	Pass
6	15943.576	49.84	0.59	68.2	-18.36	Peak	91.00	150	Vertical	Pass
6**	15943.576	42.14	0.59	54.0	-11.86	AV	91.00	150	Vertical	Pass

11ac20, U-NII-1, 1 GHz to 18 GHz, Low Channel, ANT H

No.	Frequency (MHz)	Results (dBuV/m)	Factor (dB)	Limit (dBuV/m)	Over Limit (dB)	Detector	Table (Degree)	Height (cm)	Antenna	Verdict
1	1553.600	41.07	-16.25	68.2	-27.13	Peak	232.00	150	Horizontal	Pass
1**	1553.600	32.33	-16.25	54.0	-21.67	AV	232.00	150	Horizontal	Pass
2	2777.200	42.79	-8.32	68.2	-25.41	Peak	152.00	150	Horizontal	Pass
2**	2777.200	32.79	-8.32	54.0	-21.21	AV	152.00	150	Horizontal	Pass
3	4290.000	46.02	-4.37	68.2	-22.18	Peak	0.00	150	Horizontal	Pass
3**	4290.000	36.84	-4.37	54.0	-17.16	AV	0.00	150	Horizontal	Pass
4	5180.750	102.30	-2.21	--	--	Peak	127.00	150	Horizontal	N/A
4**	5180.750	93.85	-2.21	--	--	AV	127.00	150	Horizontal	N/A
5	11388.650	47.32	-2.52	68.2	-20.88	Peak	62.00	150	Horizontal	Pass
5**	11388.650	38.68	-2.52	54.0	-15.32	AV	62.00	150	Horizontal	Pass
6	15831.487	50.22	-0.02	68.2	-17.98	Peak	240.00	150	Horizontal	Pass
6**	15831.487	40.61	-0.02	54.0	-13.39	AV	240.00	150	Horizontal	Pass

11ac20, U-NII-1, 1 GHz to 18 GHz, Low Channel, ANT V

No.	Frequency (MHz)	Results (dBuV/m)	Factor (dB)	Limit (dBuV/m)	Over Limit (dB)	Detector	Table (Degree)	Height (cm)	Antenna	Verdict
1	1699.700	51.34	-15.81	68.2	-16.68	Peak	304.00	150	Vertical	Pass
1**	1699.700	31.12	-15.81	54.0	-22.88	AV	304.00	150	Vertical	Pass
2	2266.200	46.37	-11.12	68.2	-21.83	Peak	236.00	150	Vertical	Pass
2**	2266.200	30.93	-11.12	54.0	-23.07	AV	236.00	150	Vertical	Pass
3	4302.250	45.58	-4.18	68.2	-22.62	Peak	173.00	150	Vertical	Pass
3**	4302.250	36.63	-4.18	54.0	-17.37	AV	173.00	150	Vertical	Pass
4	5178.250	99.74	-2.11	--	--	Peak	197.00	150	Vertical	N/A
4**	5178.250	92.46	-2.11	--	--	AV	197.00	150	Vertical	N/A
5	12152.688	48.04	-2.00	68.2	-20.16	Peak	230.00	150	Vertical	Pass
5**	12152.688	39.59	-2.00	54.0	-14.41	AV	230.00	150	Vertical	Pass
6	15962.738	49.90	0.31	68.2	-18.30	Peak	308.00	150	Vertical	Pass
6**	15962.738	40.70	0.31	54.0	-13.30	AV	308.00	150	Vertical	Pass

11ac20, U-NII-1, 1 GHz to 18 GHz, Middle Channel, ANT H

No.	Frequency (MHz)	Results (dBuV/m)	Factor (dB)	Limit (dBuV/m)	Over Limit (dB)	Detector	Table (Degree)	Height (cm)	Antenna	Verdict
1	1554.200	41.28	-16.24	68.2	-26.92	Peak	219.00	150	Horizontal	Pass
1**	1554.200	29.56	-16.24	54.0	-24.44	AV	219.00	150	Horizontal	Pass
2	2817.500	42.53	-7.88	68.2	-25.67	Peak	67.00	150	Horizontal	Pass
2**	2817.500	33.08	-7.88	54.0	-20.92	AV	67.00	150	Horizontal	Pass
3	4199.500	45.37	-4.28	68.2	-22.83	Peak	100.00	150	Horizontal	Pass
3**	4199.500	36.62	-4.28	54.0	-17.38	AV	100.00	150	Horizontal	Pass
4	5221.000	103.68	-1.50	--	--	Peak	131.00	150	Horizontal	N/A
4**	5221.000	96.63	-1.50	--	--	AV	131.00	150	Horizontal	N/A
5	12145.800	47.84	-1.97	68.2	-20.36	Peak	29.00	150	Horizontal	Pass
5**	12145.800	38.42	-1.97	54.0	-15.58	AV	29.00	150	Horizontal	Pass
6	15958.799	50.15	0.43	68.2	-18.05	Peak	360.00	150	Horizontal	Pass
6**	15958.799	41.17	0.43	54.0	-12.83	AV	360.00	150	Horizontal	Pass

11ac20, U-NII-1, 1 GHz to 18 GHz, Middle Channel, ANT V

No.	Frequency (MHz)	Results (dBuV/m)	Factor (dB)	Limit (dBuV/m)	Over Limit (dB)	Detector	Table (Degree)	Height (cm)	Antenna	Verdict
1	1692.200	49.38	-16.04	68.2	-18.82	Peak	302.00	150	Vertical	Pass
1**	1692.200	35.86	-16.04	54.0	-18.14	AV	302.00	150	Vertical	Pass
2	2240.700	48.68	-11.41	68.2	-19.52	Peak	229.00	150	Vertical	Pass
2**	2240.700	32.13	-11.41	54.0	-21.87	AV	229.00	150	Vertical	Pass
3	4038.750	44.88	-4.50	68.2	-23.32	Peak	360.00	150	Vertical	Pass
3**	4038.750	35.78	-4.50	54.0	-18.22	AV	360.00	150	Vertical	Pass
4	5218.250	101.87	-1.34	--	--	Peak	218.00	150	Vertical	N/A
4**	5218.250	95.53	-1.34	--	--	AV	218.00	150	Vertical	N/A
5	11376.062	47.55	-2.87	68.2	-20.65	Peak	189.00	150	Vertical	Pass
5**	11376.062	38.26	-2.87	54.0	-15.74	AV	189.00	150	Vertical	Pass
6	15945.413	50.64	0.61	68.2	-17.56	Peak	343.00	150	Vertical	Pass
6**	15945.413	40.81	0.61	54.0	-13.19	AV	343.00	150	Vertical	Pass

11ac20, U-NII-1, 1 GHz to 18 GHz, High Channel, ANT H

No.	Frequency (MHz)	Results (dBuV/m)	Factor (dB)	Limit (dBuV/m)	Over Limit (dB)	Detector	Table (Degree)	Height (cm)	Antenna	Verdict
1	1555.400	43.35	-16.21	68.2	-24.85	Peak	215.00	150	Horizontal	Pass
1**	1555.400	35.42	-16.21	54.0	-18.58	AV	215.00	150	Horizontal	Pass
2	2821.500	42.21	-7.63	68.2	-25.99	Peak	22.00	150	Horizontal	Pass
2**	2821.500	33.94	-7.63	54.0	-20.06	AV	22.00	150	Horizontal	Pass
3	4116.250	45.21	-3.41	68.2	-22.99	Peak	212.00	150	Horizontal	Pass
3**	4116.250	37.20	-3.41	54.0	-16.80	AV	212.00	150	Horizontal	Pass
4	5241.000	103.74	-2.45	--	--	Peak	123.00	150	Horizontal	N/A
4**	5241.000	95.45	-2.45	--	--	AV	123.00	150	Horizontal	N/A
5	12138.200	48.35	-2.08	68.2	-19.85	Peak	329.00	150	Horizontal	Pass
5**	12138.200	38.26	-2.08	54.0	-15.74	AV	329.00	150	Horizontal	Pass
6	15957.488	49.71	0.47	68.2	-18.49	Peak	223.00	150	Horizontal	Pass
6**	15957.488	40.70	0.47	54.0	-13.30	AV	223.00	150	Horizontal	Pass

11ac20, U-NII-1, 1 GHz to 18 GHz, High Channel, ANT V

No.	Frequency (MHz)	Results (dBuV/m)	Factor (dB)	Limit (dBuV/m)	Over Limit (dB)	Detector	Table (Degree)	Height (cm)	Antenna	Verdict
1	1698.100	49.84	-15.77	68.2	-18.36	Peak	301.00	150	Vertical	Pass
1**	1698.100	30.26	-15.77	54.0	-23.74	AV	301.00	150	Vertical	Pass
2	2256.500	47.20	-11.62	68.2	-21.00	Peak	234.00	150	Vertical	Pass
2**	2256.500	36.70	-11.62	54.0	-17.30	AV	234.00	150	Vertical	Pass
3	4201.000	45.90	-4.20	68.2	-22.30	Peak	331.00	150	Vertical	Pass
3**	4201.000	36.52	-4.20	54.0	-17.48	AV	331.00	150	Vertical	Pass
4	5241.750	102.58	-2.52	--	--	Peak	203.00	150	Vertical	N/A
4**	5241.750	95.45	-2.52	--	--	AV	203.00	150	Vertical	N/A
5	12385.200	47.41	-1.96	68.2	-20.79	Peak	0.00	150	Vertical	Pass
5**	12385.200	38.38	-1.96	54.0	-15.62	AV	0.00	150	Vertical	Pass
6	15946.200	50.48	0.63	68.2	-17.72	Peak	125.00	150	Vertical	Pass
6**	15946.200	41.39	0.63	54.0	-12.61	AV	125.00	150	Vertical	Pass

11ac40, U-NII-1, 1 GHz to 18 GHz, Low Channel, ANT H

No.	Frequency (MHz)	Results (dBuV/m)	Factor (dB)	Limit (dBuV/m)	Over Limit (dB)	Detector	Table (Degree)	Height (cm)	Antenna	Verdict
1	1555.100	40.22	-16.22	68.2	-27.98	Peak	227.00	150	Horizontal	Pass
1**	1555.100	30.39	-16.22	54.0	-23.61	AV	227.00	150	Horizontal	Pass
2	2860.300	43.16	-7.98	68.2	-25.04	Peak	213.00	150	Horizontal	Pass
2**	2860.300	33.28	-7.98	54.0	-20.72	AV	213.00	150	Horizontal	Pass
3	4222.500	45.48	-4.13	68.2	-22.72	Peak	350.00	150	Horizontal	Pass
3**	4222.500	35.21	-4.13	54.0	-18.79	AV	350.00	150	Horizontal	Pass
4	5181.250	98.57	-2.22	--	--	Peak	141.00	150	Horizontal	N/A
4**	5181.250	90.60	-2.22	--	--	AV	141.00	150	Horizontal	N/A
5	11896.424	47.58	-3.13	68.2	-20.62	Peak	328.00	150	Horizontal	Pass
5**	11896.424	38.40	-3.13	54.0	-15.60	AV	328.00	150	Horizontal	Pass
6	15839.887	50.25	0.10	68.2	-17.95	Peak	103.00	150	Horizontal	Pass
6**	15839.887	41.19	0.10	54.0	-12.81	AV	103.00	150	Horizontal	Pass

11ac40, U-NII-1, 1 GHz to 18 GHz, Low Channel, ANT V

No.	Frequency (MHz)	Results (dBuV/m)	Factor (dB)	Limit (dBuV/m)	Over Limit (dB)	Detector	Table (Degree)	Height (cm)	Antenna	Verdict
1	1697.300	50.84	-15.83	68.2	-17.36	Peak	277.00	150	Vertical	Pass
1**	1697.300	30.35	-15.83	54.0	-23.65	AV	277.00	150	Vertical	Pass
2	2798.600	43.02	-8.93	68.2	-25.18	Peak	190.00	150	Vertical	Pass
2**	2798.600	33.84	-8.93	54.0	-20.16	AV	190.00	150	Vertical	Pass
3	4356.500	46.42	-3.48	68.2	-21.78	Peak	241.00	150	Vertical	Pass
3**	4356.500	36.37	-3.48	54.0	-17.63	AV	241.00	150	Vertical	Pass
4	5192.250	97.91	-2.13	--	--	Peak	200.00	150	Vertical	N/A
4**	5192.250	90.55	-2.13	--	--	AV	200.00	150	Vertical	N/A
5	7471.250	51.66	1.03	68.2	-16.54	Peak	360.00	150	Vertical	Pass
5**	7471.250	41.63	1.03	54.0	-12.37	AV	360.00	150	Vertical	Pass
6	11999.974	48.13	-2.41	68.2	-20.07	Peak	360.00	150	Vertical	Pass
6**	11999.974	37.73	-2.41	54.0	-16.27	AV	360.00	150	Vertical	Pass

11ac40, U-NII-1, 1 GHz to 18 GHz, High Channel, ANT H

No.	Frequency (MHz)	Results (dBuV/m)	Factor (dB)	Limit (dBuV/m)	Over Limit (dB)	Detector	Table (Degree)	Height (cm)	Antenna	Verdict
1	1557.900	40.90	-15.97	68.2	-27.30	Peak	220.00	150	Horizontal	Pass
1**	1557.900	33.71	-15.97	54.0	-20.29	AV	220.00	150	Horizontal	Pass
2	2775.300	42.88	-7.97	68.2	-25.32	Peak	315.00	150	Horizontal	Pass
2**	2775.300	33.25	-7.97	54.0	-20.75	AV	315.00	150	Horizontal	Pass
3	4223.250	45.61	-4.16	68.2	-22.59	Peak	292.00	150	Horizontal	Pass
3**	4223.250	35.55	-4.16	54.0	-18.45	AV	292.00	150	Horizontal	Pass
4	5224.000	99.69	-1.60	--	--	Peak	116.00	150	Horizontal	N/A
4**	5224.000	93.44	-1.60	--	--	AV	116.00	150	Horizontal	N/A
5	12400.400	47.53	-1.77	68.2	-20.67	Peak	342.00	150	Horizontal	Pass
5**	12400.400	38.20	-1.77	54.0	-15.80	AV	342.00	150	Horizontal	Pass
6	15943.576	49.93	0.59	68.2	-18.27	Peak	262.00	150	Horizontal	Pass
6**	15943.576	40.65	0.59	54.0	-13.35	AV	262.00	150	Horizontal	Pass

11ac40, U-NII-1, 1 GHz to 18 GHz, High Channel, ANT V

No.	Frequency (MHz)	Results (dBuV/m)	Factor (dB)	Limit (dBuV/m)	Over Limit (dB)	Detector	Table (Degree)	Height (cm)	Antenna	Verdict
1	1578.400	45.20	-16.44	68.2	-23.00	Peak	348.00	150	Vertical	Pass
1**	1578.400	34.15	-16.44	54.0	-19.85	AV	348.00	150	Vertical	Pass
2	2876.800	42.90	-7.89	68.2	-25.30	Peak	360.00	150	Vertical	Pass
2**	2876.800	33.54	-7.89	54.0	-20.46	AV	360.00	150	Vertical	Pass
3	4197.500	45.73	-4.14	68.2	-22.47	Peak	291.00	150	Vertical	Pass
3**	4197.500	36.03	-4.14	54.0	-17.97	AV	291.00	150	Vertical	Pass
4	5227.000	98.41	-1.65	--	--	Peak	202.00	150	Vertical	N/A
4**	5227.000	90.83	-1.65	--	--	AV	202.00	150	Vertical	N/A
5	12140.100	47.68	-2.05	68.2	-20.52	Peak	17.00	150	Vertical	Pass
5**	12140.100	38.32	-2.05	54.0	-15.68	AV	17.00	150	Vertical	Pass
6	15828.076	50.10	-0.07	68.2	-18.10	Peak	360.00	150	Vertical	Pass
6**	15828.076	39.99	-0.07	54.0	-14.01	AV	360.00	150	Vertical	Pass

11ac80, U-NII-1, 1 GHz to 18 GHz, Middle Channel, ANT H

No.	Frequency (MHz)	Results (dBuV/m)	Factor (dB)	Limit (dBuV/m)	Over Limit (dB)	Detector	Table (Degree)	Height (cm)	Antenna	Verdict
1	1557.900	40.90	-15.97	68.2	-27.30	Peak	220.00	150	Horizontal	Pass
1**	1557.900	33.71	-15.97	54.0	-20.29	AV	220.00	150	Horizontal	Pass
2	2775.300	42.88	-7.97	68.2	-25.32	Peak	315.00	150	Horizontal	Pass
2**	2775.300	33.25	-7.97	54.0	-20.75	AV	315.00	150	Horizontal	Pass
3	4223.250	45.61	-4.16	68.2	-22.59	Peak	292.00	150	Horizontal	Pass
3**	4223.250	35.55	-4.16	54.0	-18.45	AV	292.00	150	Horizontal	Pass
4	5224.000	99.69	-1.60	--	--	Peak	116.00	150	Horizontal	N/A
4**	5224.000	93.44	-1.60	--	--	AV	116.00	150	Horizontal	N/A
5	11775.062	46.84	-3.60	68.2	-21.36	Peak	262.00	150	Horizontal	Pass
5**	11775.062	38.13	-3.60	54.0	-15.87	AV	262.00	150	Horizontal	Pass
6	15943.576	49.93	0.59	68.2	-18.27	Peak	262.00	150	Horizontal	Pass
6**	15943.576	40.65	0.59	54.0	-13.35	AV	262.00	150	Horizontal	Pass

11ac80, U-NII-1, 1 GHz to 18 GHz, Middle Channel, ANT V

No.	Frequency (MHz)	Results (dBuV/m)	Factor (dB)	Limit (dBuV/m)	Over Limit (dB)	Detector	Table (Degree)	Height (cm)	Antenna	Verdict
1	1559.700	40.55	-16.38	68.2	-27.65	Peak	221.00	150	Vertical	Pass
1**	1559.700	31.81	-16.38	54.0	-22.19	AV	221.00	150	Vertical	Pass
2	2843.000	42.53	-8.38	68.2	-25.67	Peak	252.00	150	Vertical	Pass
2**	2843.000	33.29	-8.38	54.0	-20.71	AV	252.00	150	Vertical	Pass
3	4189.500	45.49	-3.42	68.2	-22.71	Peak	234.00	150	Vertical	Pass
3**	4189.500	36.15	-3.42	54.0	-17.85	AV	234.00	150	Vertical	Pass
4	5219.250	100.90	-1.40	--	--	Peak	127.00	150	Vertical	N/A
4**	5219.250	93.84	-1.40	--	--	AV	127.00	150	Vertical	N/A
5	11578.412	47.69	-2.83	68.2	-20.51	Peak	163.00	150	Vertical	Pass
5**	11578.412	37.27	-2.83	54.0	-16.73	AV	163.00	150	Vertical	Pass
6	15801.562	49.72	-0.45	68.2	-18.48	Peak	252.00	150	Vertical	Pass
6**	15801.562	39.88	-0.45	54.0	-14.12	AV	252.00	150	Vertical	Pass

11a, U-NII-3, 1 GHz to 18 GHz, Low Channel, ANT H

No.	Frequency (MHz)	Results (dBuV/m)	Factor (dB)	Limit (dBuV/m)	Over Limit (dB)	Detector	Table (Degree)	Height (cm)	Antenna	Verdict
1	1113.100	39.79	-17.18	68.2	-28.41	Peak	245.00	150	Horizontal	Pass
1**	1113.100	31.10	-17.18	54.0	-22.90	AV	245.00	150	Horizontal	Pass
2	2775.300	45.16	-7.97	68.2	-23.04	Peak	316.00	150	Horizontal	Pass
2**	2775.300	35.82	-7.97	54.0	-18.18	AV	316.00	150	Horizontal	Pass
3	3830.000	47.32	-5.37	68.2	-20.88	Peak	0.00	150	Horizontal	Pass
3**	3830.000	42.06	-5.37	54.0	-11.94	AV	0.00	150	Horizontal	Pass
4	568.22.500	106.10	-1.31	--	--	Peak	12.00	150	Horizontal	N/A
4**	568.22.500	98.81	-1.31	--	--	AV	12.00	150	Horizontal	N/A
5	11559.412	49.48	-2.48	68.2	-18.72	Peak	242.00	150	Horizontal	Pass
5**	11559.412	40.10	-2.48	54.0	-13.9	AV	242.00	150	Horizontal	Pass
6	15707.062	51.79	-0.10	68.2	-16.41	Peak	0.00	150	Horizontal	Pass
6**	15707.062	42.18	-0.10	54.0	-11.82	AV	0.00	150	Horizontal	Pass

11a, U-NII-3, 1 GHz to 18 GHz, Low Channel, ANT V

No.	Frequency (MHz)	Results (dBuV/m)	Factor (dB)	Limit (dBuV/m)	Over Limit (dB)	Detector	Table (Degree)	Height (cm)	Antenna	Verdict
1	1080.500	40.65	-17.53	68.2	-27.55	Peak	0.00	150	Vertical	Pass
1**	1080.500	31.78	-17.53	54.0	-22.22	AV	0.00	150	Vertical	Pass
2	2821.900	44.80	-7.65	68.2	-23.40	Peak	151.00	150	Vertical	Pass
2**	2821.900	36.57	-7.65	54.0	-17.43	AV	151.00	150	Vertical	Pass
3	3990.500	46.94	-4.53	68.2	-21.26	Peak	228.00	150	Vertical	Pass
3**	3990.500	37.79	-4.53	54.0	-16.21	AV	228.00	150	Vertical	Pass
4	568.23.000	104.91	-1.27	--	--	Peak	28.00	150	Vertical	N/A
4**	568.23.000	98.93	-1.27	--	--	AV	28.00	150	Vertical	N/A
5	11399.099	49.88	-2.24	68.2	-18.32	Peak	0.00	150	Vertical	Pass
5**	11399.099	40.34	-2.24	54.0	-13.66	AV	0.00	150	Vertical	Pass
6	15833.588	51.70	0.01	68.2	-16.50	Peak	113.00	150	Vertical	Pass
6**	15833.588	42.45	0.01	54.0	-11.55	AV	113.00	150	Vertical	Pass

11a, U-NII-3, 1 GHz to 18 GHz, Middle Channel, ANT H

No.	Frequency (MHz)	Results (dBuV/m)	Factor (dB)	Limit (dBuV/m)	Over Limit (dB)	Detector	Table (Degree)	Height (cm)	Antenna	Verdict
1	1113.000	41.08	-17.19	68.2	-27.12	Peak	244.00	150	Horizontal	Pass
1**	1113.000	31.13	-17.19	54.0	-22.87	AV	244.00	150	Horizontal	Pass
2	2821.000	44.98	-7.61	68.2	-23.22	Peak	208.00	150	Horizontal	Pass
2**	2821.000	36.32	-7.61	54.0	-17.68	AV	208.00	150	Horizontal	Pass
3	3856.750	47.65	-5.38	68.2	-20.55	Peak	106.00	150	Horizontal	Pass
3**	3856.750	43.76	-5.38	54.0	-10.24	AV	106.00	150	Horizontal	Pass
4	5782.500	106.43	-1.41	--	--	Peak	0.00	150	Horizontal	N/A
4**	5782.500	99.79	-1.41	--	--	AV	0.00	150	Horizontal	N/A
5	11373.688	49.39	-2.93	68.2	-18.81	Peak	342.00	150	Horizontal	Pass
5**	11373.688	39.70	-2.93	54.0	-14.30	AV	342.00	150	Horizontal	Pass
6	15940.950	51.67	0.54	68.2	-16.53	Peak	45.00	150	Horizontal	Pass
6**	15940.950	42.25	0.54	54.0	-11.75	AV	45.00	150	Horizontal	Pass

11a, U-NII-3, 1 GHz to 18 GHz, Middle Channel, ANT V

No.	Frequency (MHz)	Results (dBuV/m)	Factor (dB)	Limit (dBuV/m)	Over Limit (dB)	Detector	Table (Degree)	Height (cm)	Antenna	Verdict
1	1076.300	42.54	-17.47	68.2	-25.66	Peak	234.00	150	Vertical	Pass
1**	1076.300	27.68.2	-17.47	54.0	-26.26	AV	234.00	150	Vertical	Pass
2	2821.200	44.95	-7.61	68.2	-23.25	Peak	30.00	150	Vertical	Pass
2**	2821.200	36.92	-7.61	54.0	-17.08	AV	30.00	150	Vertical	Pass
3	4122.750	47.68.2	-3.21	68.2	-20.46	Peak	279.00	150	Vertical	Pass
3**	4122.750	38.35	-3.21	54.0	-15.65	AV	279.00	150	Vertical	Pass
4	5783.250	106.01	-1.33	--	--	Peak	246.00	150	Vertical	N/A
4**	5783.250	98.20	-1.33	--	--	AV	246.00	150	Vertical	N/A
5	11999.025	50.01	-2.45	68.2	-18.19	Peak	173.00	150	Vertical	Pass
5**	11999.025	40.80	-2.45	54.0	-13.2	AV	173.00	150	Vertical	Pass
6	15828.338	52.23	-0.07	68.2	-15.97	Peak	217.00	150	Vertical	Pass
6**	15828.338	42.73	-0.07	54.0	-11.27	AV	217.00	150	Vertical	Pass

11a, U-NII-3, 1 GHz to 18 GHz, High Channel, ANT H

No.	Frequency (MHz)	Results (dBuV/m)	Factor (dB)	Limit (dBuV/m)	Over Limit (dB)	Detector	Table (Degree)	Height (cm)	Antenna	Verdict
1	1113.600	41.35	-17.12	68.2	-26.85	Peak	238.00	150	Horizontal	Pass
1**	1113.600	31.94	-17.12	54.0	-22.06	AV	238.00	150	Horizontal	Pass
2	2847.100	45.07	-8.29	68.2	-23.13	Peak	360.00	150	Horizontal	Pass
2**	2847.100	35.23	-8.29	54.0	-18.77	AV	360.00	150	Horizontal	Pass
3	3882.750	47.77	-5.25	68.2	-20.43	Peak	99.00	150	Horizontal	Pass
3**	3882.750	39.52	-5.25	54.0	-14.48	AV	99.00	150	Horizontal	Pass
4	5823.000	106.60	-1.68.2	--	--	Peak	10.00	150	Horizontal	N/A
4**	5823.000	98.35	-1.68.2	--	--	AV	10.00	150	Horizontal	N/A
5	11357.776	50.48	-3.37	68.2	-17.72	Peak	75.00	150	Horizontal	Pass
5**	11357.776	39.91	-3.37	54.0	-14.09	AV	75.00	150	Horizontal	Pass
6	15943.838	53.63	0.59	68.2	-14.57	Peak	0.00	150	Horizontal	Pass
6**	15943.838	42.29	0.59	54.0	-11.71	AV	0.00	150	Horizontal	Pass

11a, U-NII-3, 1 GHz to 18 GHz, High Channel, ANT V

No.	Frequency (MHz)	Results (dBuV/m)	Factor (dB)	Limit (dBuV/m)	Over Limit (dB)	Detector	Table (Degree)	Height (cm)	Antenna	Verdict
1	1077.600	42.07	-17.46	68.2	-26.13	Peak	227.00	150	Vertical	Pass
1**	1077.600	28.15	-17.46	54.0	-25.85	AV	227.00	150	Vertical	Pass
2	2833.200	44.99	-7.93	68.2	-23.21	Peak	204.00	150	Vertical	Pass
2**	2833.200	35.91	-7.93	54.0	-18.09	AV	204.00	150	Vertical	Pass
3	3883.500	47.34	-5.35	68.2	-20.86	Peak	331.00	150	Vertical	Pass
3**	3883.500	41.62	-5.35	54.0	-12.38	AV	331.00	150	Vertical	Pass
4	5822.750	105.43	-1.76	--	--	Peak	242.00	150	Vertical	N/A
4**	5822.750	97.90	-1.76	--	--	AV	242.00	150	Vertical	N/A
5	11893.338	50.06	-3.21	68.2	-18.14	Peak	219.00	150	Vertical	Pass
5**	11893.338	40.50	-3.21	54.0	-13.5	AV	219.00	150	Vertical	Pass
6	15852.225	51.19	0.23	68.2	-17.01	Peak	42.00	150	Vertical	Pass
6**	15852.225	42.48	0.23	54.0	-11.52	AV	42.00	150	Vertical	Pass

11n20, U-NII-3, 1 GHz to 18 GHz, Low Channel, ANT H

No.	Frequency (MHz)	Results (dBuV/m)	Factor (dB)	Limit (dBuV/m)	Over Limit (dB)	Detector	Table (Degree)	Height (cm)	Antenna	Verdict
1	1113.200	40.24	-17.17	68.2	-27.96	Peak	212.00	150	Horizontal	Pass
1**	1113.200	31.50	-17.17	54.0	-22.5	AV	212.00	150	Horizontal	Pass
2	2775.400	44.88	-7.99	68.2	-23.32	Peak	37.00	150	Horizontal	Pass
2**	2775.400	36.49	-7.99	54.0	-17.51	AV	37.00	150	Horizontal	Pass
3	3830.000	49.02	-5.37	68.2	-19.18	Peak	121.00	150	Horizontal	Pass
3**	3830.000	43.69	-5.37	54.0	-10.31	AV	121.00	150	Horizontal	Pass
4	568.25.750	104.17	-1.37	--	--	Peak	12.00	150	Horizontal	N/A
4**	568.25.750	97.13	-1.37	--	--	AV	12.00	150	Horizontal	N/A
5	11409.549	49.69	-2.60	68.2	-18.51	Peak	262.00	150	Horizontal	Pass
5**	11409.549	40.02	-2.60	54.0	-13.98	AV	262.00	150	Horizontal	Pass
6	15805.763	51.64	-0.39	68.2	-16.56	Peak	303.00	150	Horizontal	Pass
6**	15805.763	41.82	-0.39	54.0	-12.18	AV	303.00	150	Horizontal	Pass

11n20, U-NII-3, 1 GHz to 18 GHz, Low Channel, ANT V

No.	Frequency (MHz)	Results (dBuV/m)	Factor (dB)	Limit (dBuV/m)	Over Limit (dB)	Detector	Table (Degree)	Height (cm)	Antenna	Verdict
1	1079.900	43.66	-17.53	68.2	-24.54	Peak	249.00	150	Vertical	Pass
1**	1079.900	34.16	-17.53	54.0	-19.84	AV	249.00	150	Vertical	Pass
2	2848.300	44.99	-8.28	68.2	-23.21	Peak	284.00	150	Vertical	Pass
2**	2848.300	35.72	-8.28	54.0	-18.28	AV	284.00	150	Vertical	Pass
3	3829.500	46.37	-5.49	68.2	-21.83	Peak	260.00	150	Vertical	Pass
3**	3829.500	37.71	-5.49	54.0	-16.29	AV	260.00	150	Vertical	Pass
4	568.26.500	103.15	-1.33	--	--	Peak	28.00	150	Vertical	N/A
4**	568.26.500	96.20	-1.33	--	--	AV	28.00	150	Vertical	N/A
5	12000.451	49.97	-2.43	68.2	-18.23	Peak	275.00	150	Vertical	Pass
5**	12000.451	41.60	-2.43	54.0	-12.40	AV	275.00	150	Vertical	Pass
6	15949.088	51.90	0.67	68.2	-16.30	Peak	121.00	150	Vertical	Pass
6**	15949.088	42.82	0.67	54.0	-11.18	AV	121.00	150	Vertical	Pass

11n20, U-NII-3, 1 GHz to 18 GHz, Middle Channel, ANT H

No.	Frequency (MHz)	Results (dBuV/m)	Factor (dB)	Limit (dBuV/m)	Over Limit (dB)	Detector	Table (Degree)	Height (cm)	Antenna	Verdict
1	1113.700	39.58	-17.12	68.2	-28.62	Peak	330.00	150	Horizontal	Pass
1**	1113.700	32.00	-17.12	54.0	-22.00	AV	330.00	150	Horizontal	Pass
2	2871.000	45.11	-8.19	68.2	-23.09	Peak	229.00	150	Horizontal	Pass
2**	2871.000	35.66	-8.19	54.0	-18.34	AV	229.00	150	Horizontal	Pass
3	3856.750	49.76	-5.38	68.2	-18.44	Peak	354.00	150	Horizontal	Pass
3**	3856.750	44.81	-5.38	54.0	-9.19	AV	354.00	150	Horizontal	Pass
4	5783.750	104.71	-1.27	--	--	Peak	12.00	150	Horizontal	N/A
4**	5783.750	97.85	-1.27	--	--	AV	12.00	150	Horizontal	N/A
5	11899.987	50.07	-3.04	68.2	-18.13	Peak	92.00	150	Horizontal	Pass
5**	11899.987	40.47	-3.04	54.0	-13.53	AV	92.00	150	Horizontal	Pass
6	15949.875	52.71	0.69	68.2	-15.49	Peak	19.00	150	Horizontal	Pass
6**	15949.875	44.13	0.69	54.0	-9.87	AV	19.00	150	Horizontal	Pass

11n20, U-NII-3, 1 GHz to 18 GHz, Middle Channel, ANT V

No.	Frequency (MHz)	Results (dBuV/m)	Factor (dB)	Limit (dBuV/m)	Over Limit (dB)	Detector	Table (Degree)	Height (cm)	Antenna	Verdict
1	1068.100	40.68	-17.65	68.2	-27.52	Peak	232.00	150	Vertical	Pass
1**	1068.100	26.99	-17.65	54.0	-27.01	AV	232.00	150	Vertical	Pass
2	2840.200	45.08	-8.08	68.2	-23.12	Peak	14.00	150	Vertical	Pass
2**	2840.200	35.75	-8.08	54.0	-18.25	AV	14.00	150	Vertical	Pass
3	3917.750	46.86	-4.32	68.2	-21.34	Peak	226.00	150	Vertical	Pass
3**	3917.750	37.18	-4.32	54.0	-16.82	AV	226.00	150	Vertical	Pass
4	5784.000	103.75	-1.24	--	--	Peak	243.00	150	Vertical	N/A
4**	5784.000	98.00	-1.24	--	--	AV	243.00	150	Vertical	N/A
5	11631.612	49.38	-3.45	68.2	-18.82	Peak	185.00	150	Vertical	Pass
5**	11631.612	38.88	-3.45	54.0	-15.12	AV	185.00	150	Vertical	Pass
6	15866.401	51.97	0.13	68.2	-16.23	Peak	0.00	150	Vertical	Pass
6**	15866.401	42.90	0.13	54.0	-11.10	AV	0.00	150	Vertical	Pass

11n20, U-NII-3, 1 GHz to 18 GHz, High Channel, ANT H

No.	Frequency (MHz)	Results (dBuV/m)	Factor (dB)	Limit (dBuV/m)	Over Limit (dB)	Detector	Table (Degree)	Height (cm)	Antenna	Verdict
1	1110.600	39.32	-17.30	68.2	-28.88	Peak	254.00	150	Horizontal	Pass
1**	1110.600	30.91	-17.30	54.0	-23.09	AV	254.00	150	Horizontal	Pass
2	2848.100	44.58	-8.27	68.2	-23.62	Peak	43.00	150	Horizontal	Pass
2**	2848.100	35.92	-8.27	54.0	-18.08	AV	43.00	150	Horizontal	Pass
3	3883.250	48.29	-5.32	68.2	-19.91	Peak	10.00	150	Horizontal	Pass
3**	3883.250	44.13	-5.32	54.0	-9.87	AV	10.00	150	Horizontal	Pass
4	5826.500	104.38	-1.57	--	--	Peak	19.00	150	Horizontal	N/A
4**	5826.500	97.41	-1.57	--	--	AV	19.00	150	Horizontal	N/A
5	11990.475	50.10	-2.81	68.2	-18.10	Peak	275.00	150	Horizontal	Pass
5**	11990.475	39.25	-2.81	54.0	-14.75	AV	275.00	150	Horizontal	Pass
6	15951.713	51.28	0.64	68.2	-16.92	Peak	0.00	150	Horizontal	Pass
6**	15951.713	43.01	0.64	54.0	-10.99	AV	0.00	150	Horizontal	Pass

11n20, U-NII-3, 1 GHz to 18 GHz, High Channel, ANT V

No.	Frequency (MHz)	Results (dBuV/m)	Factor (dB)	Limit (dBuV/m)	Over Limit (dB)	Detector	Table (Degree)	Height (cm)	Antenna	Verdict
1	1075.400	41.85	-17.48	68.2	-26.35	Peak	356.00	150	Vertical	Pass
1**	1075.400	28.52	-17.48	54.0	-25.48	AV	356.00	150	Vertical	Pass
2	2848.600	46.21	-8.28	68.2	-21.99	Peak	199.00	150	Vertical	Pass
2**	2848.600	35.57	-8.28	54.0	-18.43	AV	199.00	150	Vertical	Pass
3	3828.000	46.97	-5.34	68.2	-21.23	Peak	60.00	150	Vertical	Pass
3**	3828.000	36.23	-5.34	54.0	-17.77	AV	60.00	150	Vertical	Pass
4	5822.250	103.78	-1.72	--	--	Peak	235.00	150	Vertical	N/A
4**	5822.250	96.05	-1.72	--	--	AV	235.00	150	Vertical	N/A
5	11375.588	49.05	-2.88	68.2	-19.15	Peak	252.00	150	Vertical	Pass
5**	11375.588	40.31	-2.88	54.0	-13.69	AV	252.00	150	Vertical	Pass
6	15954.600	52.51	0.55	68.2	-15.69	Peak	344.00	150	Vertical	Pass
6**	15954.600	44.46	0.55	54.0	-9.54	AV	344.00	150	Vertical	Pass

11n40, U-NII-3, 1 GHz to 18 GHz, Low Channel, ANT H

No.	Frequency (MHz)	Results (dBuV/m)	Factor (dB)	Limit (dBuV/m)	Over Limit (dB)	Detector	Table (Degree)	Height (cm)	Antenna	Verdict
1	1111.100	39.69	-17.35	68.2	-28.51	Peak	343.00	150	Horizontal	Pass
1**	1111.100	30.96	-17.35	54.0	-23.04	AV	343.00	150	Horizontal	Pass
2	2812.200	44.81	-7.87	68.2	-23.39	Peak	182.00	150	Horizontal	Pass
2**	2812.200	36.84	-7.87	54.0	-17.16	AV	182.00	150	Horizontal	Pass
3	3836.500	47.88	-4.94	68.2	-20.32	Peak	92.00	150	Horizontal	Pass
3**	3836.500	43.15	-4.94	54.0	-10.85	AV	92.00	150	Horizontal	Pass
4	5757.250	101.68.2	-0.98	--	--	Peak	11.00	150	Horizontal	N/A
4**	5757.250	94.54	-0.98	--	--	AV	11.00	150	Horizontal	N/A
5	11519.275	49.33	-3.45	68.2	-18.87	Peak	0.00	150	Horizontal	Pass
5**	11519.275	39.56	-3.45	54.0	-14.44	AV	0.00	150	Horizontal	Pass
6	15959.850	52.54	0.40	68.2	-15.66	Peak	333.00	150	Horizontal	Pass
6**	15959.850	42.97	0.40	54.0	-11.03	AV	333.00	150	Horizontal	Pass

11n40, U-NII-3, 1 GHz to 18 GHz, Low Channel, ANT V

No.	Frequency (MHz)	Results (dBuV/m)	Factor (dB)	Limit (dBuV/m)	Over Limit (dB)	Detector	Table (Degree)	Height (cm)	Antenna	Verdict
1	1080.700	44.94	-17.53	68.2	-23.26	Peak	234.00	150	Vertical	Pass
1**	1080.700	30.55	-17.53	54.0	-23.45	AV	234.00	150	Vertical	Pass
2	2821.500	45.15	-7.63	68.2	-23.05	Peak	346.00	150	Vertical	Pass
2**	2821.500	37.13	-7.63	54.0	-16.87	AV	346.00	150	Vertical	Pass
3	3836.750	47.22	-4.93	68.2	-20.98	Peak	322.00	150	Vertical	Pass
3**	3836.750	42.16	-4.93	54.0	-11.84	AV	322.00	150	Vertical	Pass
4	568.27.500	100.68.2	-1.20	--	--	Peak	248.00	150	Vertical	N/A
4**	568.27.500	93.00	-1.20	--	--	AV	248.00	150	Vertical	N/A
5	11576.988	49.19	-2.80	68.2	-19.01	Peak	83.00	150	Vertical	Pass
5**	11576.988	41.01	-2.80	54.0	-12.99	AV	83.00	150	Vertical	Pass
6	15972.187	52.40	0.03	68.2	-15.80	Peak	134.00	150	Vertical	Pass
6**	15972.187	42.66	0.03	54.0	-11.34	AV	134.00	150	Vertical	Pass

11n40, U-NII-3, 1 GHz to 18 GHz, High Channel, ANT H

No.	Frequency (MHz)	Results (dBuV/m)	Factor (dB)	Limit (dBuV/m)	Over Limit (dB)	Detector	Table (Degree)	Height (cm)	Antenna	Verdict
1	1112.300	40.26	-17.28	68.2	-27.94	Peak	351.00	150	Horizontal	Pass
1**	1112.300	29.81	-17.28	54.0	-24.19	AV	351.00	150	Horizontal	Pass
2	2822.600	44.86	-7.72	68.2	-23.34	Peak	292.00	150	Horizontal	Pass
2**	2822.600	36.06	-7.72	54.0	-17.94	AV	292.00	150	Horizontal	Pass
3	3863.250	48.39	-5.14	68.2	-19.81	Peak	43.00	150	Horizontal	Pass
3**	3863.250	44.14	-5.14	54.0	-9.86	AV	43.00	150	Horizontal	Pass
4	5793.250	102.21	-1.31	--	--	Peak	4.00	150	Horizontal	N/A
4**	5793.250	94.47	-1.31	--	--	AV	4.00	150	Horizontal	N/A
5	11573.662	49.46	-2.68.2	68.2	-18.68.2	Peak	199.00	150	Horizontal	Pass
5**	11573.662	40.54	-2.68.2	54.0	-13.46	AV	199.00	150	Horizontal	Pass
6	15956.175	52.22	0.51	68.2	-15.98	Peak	327.00	150	Horizontal	Pass
6**	15956.175	42.84	0.51	54.0	-11.16	AV	327.00	150	Horizontal	Pass

11n40, U-NII-3, 1 GHz to 18 GHz, High Channel, ANT V

No.	Frequency (MHz)	Results (dBuV/m)	Factor (dB)	Limit (dBuV/m)	Over Limit (dB)	Detector	Table (Degree)	Height (cm)	Antenna	Verdict
1	1075.600	39.67	-17.48	68.2	-28.53	Peak	229.00	150	Vertical	Pass
1**	1075.600	28.11	-17.48	54.0	-25.89	AV	229.00	150	Vertical	Pass
2	2799.100	44.97	-8.87	68.2	-23.23	Peak	260.00	150	Vertical	Pass
2**	2799.100	35.55	-8.87	54.0	-18.45	AV	260.00	150	Vertical	Pass
3	3862.750	46.78	-5.18	68.2	-21.42	Peak	334.00	150	Vertical	Pass
3**	3862.750	36.93	-5.18	54.0	-17.07	AV	334.00	150	Vertical	Pass
4	5791.500	101.13	-1.36	--	--	Peak	35.00	150	Vertical	N/A
4**	5791.500	94.07	-1.36	--	--	AV	35.00	150	Vertical	N/A
5	12401.588	51.10	-1.81	68.2	-17.10	Peak	252.00	150	Vertical	Pass
5**	12401.588	40.40	-1.81	54.0	-13.60	AV	252.00	150	Vertical	Pass
6	15896.849	52.99	-0.09	68.2	-15.21	Peak	215.00	150	Vertical	Pass
6**	15896.849	42.12	-0.09	54.0	-11.88	AV	215.00	150	Vertical	Pass

11ac20, U-NII-3, 1 GHz to 18 GHz, Low Channel, ANT H

No.	Frequency (MHz)	Results (dBuV/m)	Factor (dB)	Limit (dBuV/m)	Over Limit (dB)	Detector	Table (Degree)	Height (cm)	Antenna	Verdict
1	1180.900	42.37	-17.02	68.2	-25.83	Peak	360.00	150	Horizontal	Pass
1**	1180.900	27.51	-17.02	54.0	-26.49	AV	360.00	150	Horizontal	Pass
2	2790.500	44.92	-8.71	68.2	-23.28	Peak	290.00	150	Horizontal	Pass
2**	2790.500	34.93	-8.71	54.0	-19.07	AV	290.00	150	Horizontal	Pass
3	3829.750	47.48	-5.43	68.2	-20.72	Peak	2.00	150	Horizontal	Pass
3**	3829.750	41.60	-5.43	54.0	-12.40	AV	2.00	150	Horizontal	Pass
4	568.26.750	105.91	-1.30	--	--	Peak	2.00	150	Horizontal	N/A
4**	568.26.750	98.53	-1.30	--	--	AV	2.00	150	Horizontal	N/A
5	11561.550	49.89	-2.52	68.2	-18.31	Peak	208.00	150	Horizontal	Pass
5**	11561.550	40.49	-2.52	54.0	-13.51	AV	208.00	150	Horizontal	Pass
6	15824.925	52.25	-0.12	68.2	-15.95	Peak	89.00	150	Horizontal	Pass
6**	15824.925	42.41	-0.12	54.0	-11.59	AV	89.00	150	Horizontal	Pass

11ac20, U-NII-3, 1 GHz to 18 GHz, Low Channel, ANT V

No.	Frequency (MHz)	Results (dBuV/m)	Factor (dB)	Limit (dBuV/m)	Over Limit (dB)	Detector	Table (Degree)	Height (cm)	Antenna	Verdict
1	1078.000	45.54	-17.47	68.2	-22.66	Peak	360.00	150	Vertical	Pass
1**	1078.000	29.13	-17.47	54.0	-24.87	AV	360.00	150	Vertical	Pass
2	2765.700	45.16	-8.15	68.2	-23.04	Peak	340.00	150	Vertical	Pass
2**	2765.700	36.04	-8.15	54.0	-17.96	AV	340.00	150	Vertical	Pass
3	4111.750	47.29	-3.82	68.2	-20.91	Peak	238.00	150	Vertical	Pass
3**	4111.750	38.40	-3.82	54.0	-15.6	AV	238.00	150	Vertical	Pass
4	568.23.500	107.05	-1.24	--	--	Peak	246.00	150	Vertical	N/A
4**	568.23.500	99.40	-1.24	--	--	AV	246.00	150	Vertical	N/A
5	12382.588	50.29	-1.99	68.2	-17.91	Peak	184.00	150	Vertical	Pass
5**	12382.588	40.68.2	-1.99	54.0	-13.26	AV	184.00	150	Vertical	Pass
6	15849.600	52.05	0.24	68.2	-16.15	Peak	177.00	150	Vertical	Pass
6**	15849.600	42.72	0.24	54.0	-11.28	AV	177.00	150	Vertical	Pass

11ac20, U-NII-3, 1 GHz to 18 GHz, Middle Channel, ANT H

No.	Frequency (MHz)	Results (dBuV/m)	Factor (dB)	Limit (dBuV/m)	Over Limit (dB)	Detector	Table (Degree)	Height (cm)	Antenna	Verdict
1	1113.800	42.91	-17.12	68.2	-25.29	Peak	328.00	150	Horizontal	Pass
1**	1113.800	32.15	-17.12	54.0	-21.85	AV	328.00	150	Horizontal	Pass
2	2821.100	45.25	-7.61	68.2	-22.95	Peak	88.00	150	Horizontal	Pass
2**	2821.100	36.37	-7.61	54.0	-17.63	AV	88.00	150	Horizontal	Pass
3	3856.750	47.28	-5.38	68.2	-20.92	Peak	12.00	150	Horizontal	Pass
3**	3856.750	42.95	-5.38	54.0	-11.05	AV	12.00	150	Horizontal	Pass
4	5785.500	105.38	-1.27	--	--	Peak	195.00	150	Horizontal	N/A
4**	5785.500	97.98	-1.27	--	--	AV	195.00	150	Horizontal	N/A
5	12399.450	50.33	-1.76	68.2	-17.87	Peak	320.00	150	Horizontal	Pass
5**	12399.450	40.09	-1.76	54.0	-13.91	AV	320.00	150	Horizontal	Pass
6	15952.238	51.99	0.62	68.2	-16.21	Peak	56.00	150	Horizontal	Pass
6**	15952.238	42.86	0.62	54.0	-11.14	AV	56.00	150	Horizontal	Pass

11ac20, U-NII-3, 1 GHz to 18 GHz, Middle Channel, ANT V

No.	Frequency (MHz)	Results (dBuV/m)	Factor (dB)	Limit (dBuV/m)	Over Limit (dB)	Detector	Table (Degree)	Height (cm)	Antenna	Verdict
1	1109.000	45.24	-17.19	68.2	-22.96	Peak	9.00	150	Vertical	Pass
1**	1109.000	31.57	-17.19	54.0	-22.43	AV	9.00	150	Vertical	Pass
2	2820.700	45.22	-7.59	68.2	-22.98	Peak	186.00	150	Vertical	Pass
2**	2820.700	35.81	-7.59	54.0	-18.19	AV	186.00	150	Vertical	Pass
3	4121.250	47.05	-3.16	68.2	-21.15	Peak	29.00	150	Vertical	Pass
3**	4121.250	38.48	-3.16	54.0	-15.52	AV	29.00	150	Vertical	Pass
4	5787.000	106.94	-1.36	--	--	Peak	238.00	150	Vertical	N/A
4**	5787.000	100.43	-1.36	--	--	AV	238.00	150	Vertical	N/A
5	11379.863	50.12	-2.77	68.2	-18.08	Peak	353.00	150	Vertical	Pass
5**	11379.863	39.98	-2.77	54.0	-14.02	AV	353.00	150	Vertical	Pass
6	15935.963	52.50	0.46	68.2	-15.70	Peak	101.00	150	Vertical	Pass
6**	15935.963	42.18	0.46	54.0	-11.82	AV	101.00	150	Vertical	Pass

11ac20, U-NII-3, 1 GHz to 18 GHz, High Channel, ANT H

No.	Frequency (MHz)	Results (dBuV/m)	Factor (dB)	Limit (dBuV/m)	Over Limit (dB)	Detector	Table (Degree)	Height (cm)	Antenna	Verdict
1	1113.200	41.26	-17.17	68.2	-26.94	Peak	351.00	150	Horizontal	Pass
1**	1113.200	32.37	-17.17	54.0	-21.63	AV	351.00	150	Horizontal	Pass
2	2823.500	45.07	-7.83	68.2	-23.13	Peak	51.00	150	Horizontal	Pass
2**	2823.500	36.45	-7.83	54.0	-17.55	AV	51.00	150	Horizontal	Pass
3	3883.250	47.71	-5.32	68.2	-20.49	Peak	0.00	150	Horizontal	Pass
3**	3883.250	43.30	-5.32	54.0	-10.7	AV	0.00	150	Horizontal	Pass
4	5819.500	104.60	-1.55	--	--	Peak	192.00	150	Horizontal	N/A
4**	5819.500	96.37	-1.55	--	--	AV	192.00	150	Horizontal	N/A
5	11408.600	48.93	-2.56	68.2	-19.27	Peak	186.00	150	Horizontal	Pass
5**	11408.600	40.47	-2.56	54.0	-13.53	AV	186.00	150	Horizontal	Pass
6	15697.087	51.45	-0.16	68.2	-16.75	Peak	75.00	150	Horizontal	Pass
6**	15697.087	42.46	-0.16	54.0	-11.54	AV	75.00	150	Horizontal	Pass

11ac20, U-NII-3, 1 GHz to 18 GHz, High Channel, ANT V

No.	Frequency (MHz)	Results (dBuV/m)	Factor (dB)	Limit (dBuV/m)	Over Limit (dB)	Detector	Table (Degree)	Height (cm)	Antenna	Verdict
1	1076.100	41.14	-17.47	68.2	-27.06	Peak	232.00	150	Vertical	Pass
1**	1076.100	27.82	-17.47	54.0	-26.18	AV	232.00	150	Vertical	Pass
2	2821.400	44.65	-7.62	68.2	-23.55	Peak	150.00	150	Vertical	Pass
2**	2821.400	37.14	-7.62	54.0	-16.86	AV	150.00	150	Vertical	Pass
3	4247.500	47.25	-4.40	68.2	-20.95	Peak	0.00	150	Vertical	Pass
3**	4247.500	38.09	-4.40	54.0	-15.91	AV	0.00	150	Vertical	Pass
4	5828.000	106.90	-1.50	--	--	Peak	238.00	150	Vertical	N/A
4**	5828.000	99.40	-1.50	--	--	AV	238.00	150	Vertical	N/A
5	12145.325	50.39	-1.97	68.2	-17.81	Peak	361.00	150	Vertical	Pass
5**	12145.325	40.12	-1.97	54.0	-13.88	AV	361.00	150	Vertical	Pass
6	15871.126	51.47	0.09	68.2	-16.73	Peak	113.00	150	Vertical	Pass
6**	15871.126	42.06	0.09	54.0	-11.94	AV	113.00	150	Vertical	Pass

11ac40, U-NII-3, 1 GHz to 18 GHz, Low Channel, ANT H

No.	Frequency (MHz)	Results (dBuV/m)	Factor (dB)	Limit (dBuV/m)	Over Limit (dB)	Detector	Table (Degree)	Height (cm)	Antenna	Verdict
1	1113.900	40.40	-17.12	68.2	-27.80	Peak	339.00	150	Horizontal	Pass
1**	1113.900	33.22	-17.12	54.0	-20.78	AV	339.00	150	Horizontal	Pass
2	2833.500	44.76	-7.93	68.2	-23.44	Peak	136.00	150	Horizontal	Pass
2**	2833.500	35.43	-7.93	54.0	-18.57	AV	136.00	150	Horizontal	Pass
3	3836.750	47.78	-4.93	68.2	-20.42	Peak	0.00	150	Horizontal	Pass
3**	3836.750	43.97	-4.93	54.0	-10.03	AV	0.00	150	Horizontal	Pass
4	5752.500	102.38	-1.15	--	--	Peak	0.00	150	Horizontal	N/A
4**	5752.500	94.14	-1.15	--	--	AV	0.00	150	Horizontal	N/A
5	11998.075	49.87	-2.49	68.2	-18.33	Peak	353.00	150	Horizontal	Pass
5**	11998.075	40.29	-2.49	54.0	-13.71	AV	353.00	150	Horizontal	Pass
6	15591.037	51.69	-0.13	68.2	-16.51	Peak	112.00	150	Horizontal	Pass
6**	15591.037	43.60	-0.13	54.0	-10.40	AV	112.00	150	Horizontal	Pass

11ac40, U-NII-3, 1 GHz to 18 GHz, Low Channel, ANT V

No.	Frequency (MHz)	Results (dBuV/m)	Factor (dB)	Limit (dBuV/m)	Over Limit (dB)	Detector	Table (Degree)	Height (cm)	Antenna	Verdict
1	1076.000	43.55	-17.47	68.2	-24.65	Peak	243.00	150	Vertical	Pass
1**	1076.000	28.65	-17.47	54.0	-25.35	AV	243.00	150	Vertical	Pass
2	2837.200	45.05	-8.07	68.2	-23.15	Peak	168.20	150	Vertical	Pass
2**	2837.200	35.26	-8.07	54.0	-18.68.2	AV	168.20	150	Vertical	Pass
3	3998.500	46.79	-4.34	68.2	-21.41	Peak	35.00	150	Vertical	Pass
3**	3998.500	37.11	-4.34	54.0	-16.89	AV	35.00	150	Vertical	Pass
4	5750.000	103.49	-0.99	--	--	Peak	260.00	150	Vertical	N/A
4**	5750.000	97.67	-0.99	--	--	AV	260.00	150	Vertical	N/A
5	11397.437	49.43	-2.28	68.2	-18.77	Peak	95.00	150	Vertical	Pass
5**	11397.437	40.64	-2.28	54.0	-13.36	AV	95.00	150	Vertical	Pass
6	15839.362	51.45	0.09	68.2	-16.75	Peak	32.00	150	Vertical	Pass
6**	15839.362	42.30	0.09	54.0	-11.70	AV	32.00	150	Vertical	Pass

11ac40, U-NII-3, 1 GHz to 18 GHz, High Channel, ANT H

No.	Frequency (MHz)	Results (dBuV/m)	Factor (dB)	Limit (dBuV/m)	Over Limit (dB)	Detector	Table (Degree)	Height (cm)	Antenna	Verdict
1	1109.400	40.94	-17.19	68.2	-27.26	Peak	219.00	150	Horizontal	Pass
1**	1109.400	32.51	-17.19	54.0	-21.49	AV	219.00	150	Horizontal	Pass
2	2819.300	44.79	-7.66	68.2	-23.41	Peak	147.00	150	Horizontal	Pass
2**	2819.300	36.00	-7.66	54.0	-18.00	AV	147.00	150	Horizontal	Pass
3	3863.500	47.24	-5.12	68.2	-20.96	Peak	1.00	150	Horizontal	Pass
3**	3863.500	43.05	-5.12	54.0	-10.95	AV	1.00	150	Horizontal	Pass
4	5791.500	101.26	-1.36	--	--	Peak	236.00	150	Horizontal	N/A
4**	5791.500	92.39	-1.36	--	--	AV	236.00	150	Horizontal	N/A
5	11522.125	49.65	-3.34	68.2	-18.55	Peak	219.00	150	Horizontal	Pass
5**	11522.125	39.01	-3.34	54.0	-14.99	AV	219.00	150	Horizontal	Pass
6	15838.312	51.90	0.08	68.2	-16.30	Peak	269.00	150	Horizontal	Pass
6**	15838.312	43.19	0.08	54.0	-10.81	AV	269.00	150	Horizontal	Pass

11ac40, U-NII-3, 1 GHz to 18 GHz, High Channel, ANT V

No.	Frequency (MHz)	Results (dBuV/m)	Factor (dB)	Limit (dBuV/m)	Over Limit (dB)	Detector	Table (Degree)	Height (cm)	Antenna	Verdict
1	1111.600	41.28	-17.37	68.2	-26.92	Peak	35.00	150	Vertical	Pass
1**	1111.600	29.20	-17.37	54.0	-24.80	AV	35.00	150	Vertical	Pass
2	2825.200	45.29	-8.01	68.2	-22.91	Peak	288.00	150	Vertical	Pass
2**	2825.200	35.04	-8.01	54.0	-18.96	AV	288.00	150	Vertical	Pass
3	4296.500	48.21	-4.20	68.2	-19.99	Peak	10.00	150	Vertical	Pass
3**	4296.500	38.16	-4.20	54.0	-15.84	AV	10.00	150	Vertical	Pass
4	5798.000	104.67	-1.60	--	--	Peak	256.00	150	Vertical	N/A
4**	5798.000	96.57	-1.60	--	--	AV	256.00	150	Vertical	N/A
5	12153.162	50.61	-2.01	68.2	-17.59	Peak	150.00	150	Vertical	Pass
5**	12153.162	40.24	-2.01	54.0	-13.76	AV	150.00	150	Vertical	Pass
6	15967.725	52.34	0.16	68.2	-15.86	Peak	180.00	150	Vertical	Pass
6**	15967.725	43.26	0.16	54.0	-10.68.2	AV	180.00	150	Vertical	Pass

11ac80, U-NII-3, 1 GHz to 18 GHz, Middle Channel, ANT H

No.	Frequency (MHz)	Results (dBuV/m)	Factor (dB)	Limit (dBuV/m)	Over Limit (dB)	Detector	Table (Degree)	Height (cm)	Antenna	Verdict
1	1110.400	44.77	-18.21	68.2	-23.43	Peak	228.00	150	Horizontal	Pass
1**	1110.400	32.45	-18.21	54.0	-21.55	AV	228.00	150	Horizontal	Pass
2	2793.400	42.63	-10.62	68.2	-25.57	Peak	145.00	150	Horizontal	Pass
2**	2793.400	33.53	-10.62	54.0	-20.47	AV	145.00	150	Horizontal	Pass
3	3850.000	49.58	-6.57	68.2	-18.62	Peak	189.00	150	Horizontal	Pass
3**	3850.000	47.04	-6.57	54.0	-6.96	AV	189.00	150	Horizontal	Pass
4	5769.500	100.97	-2.59	--	--	Peak	2.00	150	Horizontal	N/A
4**	5769.500	93.11	-2.59	--	--	AV	2.00	150	Horizontal	N/A
5	12451.463	51.16	-2.16	68.2	-17.04	Peak	222.00	150	Horizontal	Pass
5**	12451.463	41.00	-2.16	54.0	-13.00	AV	222.00	150	Horizontal	Pass
6	15709.688	51.65	-0.10	68.2	-16.55	Peak	192.00	150	Horizontal	Pass
6**	15709.688	42.17	-0.10	54.0	-11.83	AV	192.00	150	Horizontal	Pass

11ac80, U-NII-3, 1 GHz to 18 GHz, Middle Channel, ANT V

No.	Frequency (MHz)	Results (dBuV/m)	Factor (dB)	Limit (dBuV/m)	Over Limit (dB)	Detector	Table (Degree)	Height (cm)	Antenna	Verdict
1	1082.200	42.26	-18.26	68.2	-25.94	Peak	164.00	150	Vertical	Pass
1**	1082.200	26.75	-18.26	54.0	-27.25	AV	164.00	150	Vertical	Pass
2	2868.2.200	43.94	-10.16	68.2	-24.26	Peak	201.00	150	Vertical	Pass
2**	2868.2.200	33.68	-10.16	54.0	-20.32	AV	201.00	150	Vertical	Pass
3	4242.500	48.77	-4.73	68.2	-19.43	Peak	19.00	150	Vertical	Pass
3**	4242.500	39.34	-4.73	54.0	-14.66	AV	19.00	150	Vertical	Pass
4	5763.250	101.42	-2.82	--	--	Peak	215.00	150	Vertical	N/A
4**	5763.250	93.90	-2.82	--	--	AV	215.00	150	Vertical	N/A
5	12436.975	50.35	-2.35	68.2	-17.85	Peak	215.00	150	Vertical	Pass
5**	12436.975	41.10	-2.35	54.0	-12.90	AV	215.00	150	Vertical	Pass
6	15962.213	51.65	-0.21	68.2	-16.55	Peak	255.00	150	Vertical	Pass
6**	15962.213	43.34	-0.21	54.0	-10.66	AV	255.00	150	Vertical	Pass

Aux. Antenna

11a, U-NII-1, 1 GHz to 18 GHz, Low Channel, ANT H

No.	Frequency (MHz)	Results (dBuV/m)	Factor (dB)	Limit (dBuV/m)	Over Limit (dB)	Detector	Table (Degree)	Height (cm)	Antenna	Verdict
1	1110.400	39.51	-17.28	68.2	-28.69	Peak	237.00	150	Horizontal	Pass
1**	1110.400	31.01	-17.28	54.0	-22.99	AV	237.00	150	Horizontal	Pass
2	2805.400	45.14	-8.40	68.2	-23.06	Peak	5.00	150	Horizontal	Pass
2**	2805.400	35.78	-8.40	54.0	-18.22	AV	5.00	150	Horizontal	Pass
3	3924.000	46.10	-4.59	68.2	-22.10	Peak	52.00	150	Horizontal	Pass
3**	3924.000	36.88	-4.59	54.0	-17.12	AV	52.00	150	Horizontal	Pass
4	5181.500	105.48	-2.23	--	--	Peak	223.00	150	Horizontal	N/A
4**	5181.500	98.25	-2.23	--	--	AV	223.00	150	Horizontal	N/A
5	10358.375	52.82	-2.75	68.2	-15.38	Peak	275.00	150	Horizontal	Pass
5**	10358.375	46.32	-2.75	--	--	AV	275.00	150	Horizontal	N/A
6	15956.175	52.58	0.51	68.2	-15.62	Peak	146.00	150	Horizontal	Pass
6**	15956.175	43.13	0.51	54.0	-10.87	AV	146.00	150	Horizontal	Pass

11a, U-NII-1, 1 GHz to 18 GHz, Low Channel, ANT V

No.	Frequency (MHz)	Results (dBuV/m)	Factor (dB)	Limit (dBuV/m)	Over Limit (dB)	Detector	Table (Degree)	Height (cm)	Antenna	Verdict
1	1079.000	41.51	-17.51	68.2	-26.69	Peak	246.00	150	Vertical	Pass
1**	1079.000	28.99	-17.51	54.0	-25.01	AV	246.00	150	Vertical	Pass
2	2819.600	44.86	-7.61	68.2	-23.34	Peak	57.00	150	Vertical	Pass
2**	2819.600	35.82	-7.61	54.0	-18.18	AV	57.00	150	Vertical	Pass
3	4094.000	47.59	-3.62	68.2	-20.61	Peak	360.00	150	Vertical	Pass
3**	4094.000	37.47	-3.62	54.0	-16.53	AV	360.00	150	Vertical	Pass
4	5175.750	102.29	-2.30	--	--	Peak	173.00	150	Vertical	N/A
4**	5175.750	93.49	-2.30	--	--	AV	173.00	150	Vertical	N/A
5	10357.662	50.31	-2.75	68.2	-17.89	Peak	243.00	150	Vertical	Pass
5**	10357.662	45.07	-2.75	--	--	AV	243.00	150	Vertical	N/A
6	15866.925	51.94	0.12	68.2	-22.06	Peak	215.00	150	Vertical	Pass
6**	15866.925	42.88	0.12	54.0	-11.12	AV	215.00	150	Vertical	Pass

11a, U-NII-1, 1 GHz to 18 GHz, Middle Channel, ANT H

No.	Frequency (MHz)	Results (dBuV/m)	Factor (dB)	Limit (dBuV/m)	Over Limit (dB)	Detector	Table (Degree)	Height (cm)	Antenna	Verdict
1	1110.400	40.01	-17.28	68.2	-28.19	Peak	222.00	150	Horizontal	Pass
1**	1110.400	31.99	-17.28	54.0	-22.01	AV	222.00	150	Horizontal	Pass
2	2813.400	44.53	-7.79	68.2	-23.67	Peak	93.00	150	Horizontal	Pass
2**	2813.400	36.06	-7.79	54.0	-17.94	AV	93.00	150	Horizontal	Pass
3	4008.500	46.42	-4.35	68.2	-21.78	Peak	5.00	150	Horizontal	Pass
3**	4008.500	37.16	-4.35	54.0	-16.84	AV	5.00	150	Horizontal	Pass
4	5235.000	105.99	-2.35	--	--	Peak	225.00	150	Horizontal	N/A
4**	5235.000	96.93	-2.35	--	--	AV	225.00	150	Horizontal	N/A
5	11579.837	49.06	-2.85	68.2	-24.94	Peak	353.00	150	Horizontal	Pass
5**	11579.837	39.37	-2.85	54.0	-14.63	AV	353.00	150	Horizontal	Pass
6	15954.338	52.15	0.56	68.2	-21.85	Peak	237.00	150	Horizontal	Pass
6**	15954.338	42.37	0.56	54.0	-11.63	AV	237.00	150	Horizontal	Pass

11a, U-NII-1, 1 GHz to 18 GHz, Middle Channel, ANT V

No.	Frequency (MHz)	Results (dBuV/m)	Factor (dB)	Limit (dBuV/m)	Over Limit (dB)	Detector	Table (Degree)	Height (cm)	Antenna	Verdict
1	1077.800	41.08	-17.46	68.2	-27.12	Peak	230.00	150	Vertical	Pass
1**	1077.800	28.29	-17.46	54.0	-25.71	AV	230.00	150	Vertical	Pass
2	2756.100	44.58	-8.98	68.2	-23.62	Peak	98.00	150	Vertical	Pass
2**	2756.100	34.89	-8.98	54.0	-19.11	AV	98.00	150	Vertical	Pass
3	4192.250	47.54	-3.66	68.2	-20.66	Peak	0.00	150	Vertical	Pass
3**	4192.250	37.40	-3.66	54.0	-16.60	AV	0.00	150	Vertical	Pass
4	5221.500	102.51	-1.52	--	--	Peak	181.00	150	Vertical	Pass
4**	5221.500	95.02	-1.52	--	--	AV	181.00	150	Vertical	N/A
5	11414.062	49.24	-2.79	68.2	-24.76	Peak	355.00	150	Vertical	Pass
5**	11414.062	39.86	-2.79	54.0	-14.14	AV	355.00	150	Vertical	Pass
6	15971.401	52.21	0.05	68.2	-21.79	Peak	67.00	150	Vertical	Pass
6**	15971.401	42.29	0.05	54.0	-11.71	AV	67.00	150	Vertical	Pass

11a, U-NII-1, 1 GHz to 18 GHz, High Channel, ANT H

No.	Frequency (MHz)	Results (dBuV/m)	Factor (dB)	Limit (dBuV/m)	Over Limit (dB)	Detector	Table (Degree)	Height (cm)	Antenna	Verdict
1	1077.900	41.46	-17.47	68.2	-26.74	Peak	241.00	150	Vertical	Pass
1**	1077.900	30.70	-17.47	54.0	-23.30	AV	241.00	150	Vertical	Pass
2	2821.200	45.41	-7.61	68.2	-22.79	Peak	176.00	150	Vertical	Pass
2**	2821.200	36.92	-7.61	54.0	-17.08	AV	176.00	150	Vertical	Pass
3	4125.500	47.29	-3.52	68.2	-20.91	Peak	294.00	150	Vertical	Pass
3**	4125.500	38.45	-3.52	54.0	-15.55	AV	294.00	150	Vertical	Pass
4	5241.750	103.37	-2.52	--	--	Peak	230.00	150	Vertical	N/A
4**	5241.750	95.73	-2.52	--	--	AV	230.00	150	Vertical	N/A
5	11594.087	48.98	-3.11	68.2	-25.02	Peak	130.00	150	Vertical	Pass
5**	11594.087	39.45	-3.11	54.0	-14.55	AV	130.00	150	Vertical	Pass
6	15837.000	52.17	0.06	68.2	-16.03	Peak	268.00	150	Vertical	Pass
6**	15837.000	42.49	0.06	54.0	-11.51	AV	268.00	150	Vertical	Pass

11a, U-NII-1, 1 GHz to 18 GHz, High Channel, ANT V

No.	Frequency (MHz)	Results (dBuV/m)	Factor (dB)	Limit (dBuV/m)	Over Limit (dB)	Detector	Table (Degree)	Height (cm)	Antenna	Verdict
1	1077.900	41.46	-17.47	68.2	-26.74	Peak	241.00	150	Vertical	Pass
1**	1077.900	30.70	-17.47	54.0	-23.30	AV	241.00	150	Vertical	Pass
2	2821.200	45.41	-7.61	68.2	-22.79	Peak	176.00	150	Vertical	Pass
2**	2821.200	36.92	-7.61	54.0	-17.08	AV	176.00	150	Vertical	Pass
3	4125.500	47.29	-3.52	68.2	-20.91	Peak	294.00	150	Vertical	Pass
3**	4125.500	38.45	-3.52	54.0	-15.55	AV	294.00	150	Vertical	Pass
4	5241.750	103.37	-2.52	--	--	Peak	230.00	150	Vertical	N/A
4**	5241.750	95.73	-2.52	--	--	AV	230.00	150	Vertical	N/A
5	11594.087	48.98	-3.11	68.2	-25.02	Peak	130.00	150	Vertical	Pass
5**	11594.087	39.45	-3.11	54.0	-14.55	AV	130.00	150	Vertical	Pass
6	15837.000	52.17	0.06	68.2	-16.03	Peak	268.00	150	Vertical	Pass
6**	15837.000	42.49	0.06	54.0	-11.51	AV	268.00	150	Vertical	Pass

11n20, U-NII-1, 1 GHz to 18 GHz, Low Channel, ANT H

No.	Frequency (MHz)	Results (dBuV/m)	Factor (dB)	Limit (dBuV/m)	Over Limit (dB)	Detector	Table (Degree)	Height (cm)	Antenna	Verdict
1	1109.600	40.48	-17.21	68.2	-27.72	Peak	328.00	150	Horizontal	Pass
1**	1109.600	31.31	-17.21	54.0	-22.69	AV	328.00	150	Horizontal	Pass
2	2821.600	45.25	-7.63	68.2	-22.95	Peak	141.00	150	Horizontal	Pass
2**	2821.600	36.75	-7.63	54.0	-17.25	AV	141.00	150	Horizontal	Pass
3	4343.750	48.86	-3.56	68.2	-19.34	Peak	20.00	150	Horizontal	Pass
3**	4343.750	38.23	-3.56	54.0	-15.77	AV	20.00	150	Horizontal	Pass
4	5178.750	104.20	-2.10	--	--	Peak	245.00	150	Horizontal	N/A
4**	5178.750	97.47	-2.10	--	--	AV	245.00	150	Horizontal	N/A
5	10354.813	49.64	-2.76	68.2	-18.56	Peak	252.00	150	Horizontal	Pass
5**	10354.813	44.04	-2.76	--	--	AV	252.00	150	Horizontal	N/A
6	16039.912	52.43	-0.55	68.2	-15.77	Peak	360.00	150	Horizontal	Pass
6**	16039.912	41.77	-0.55	54.0	-12.23	AV	360.00	150	Horizontal	Pass

11n20, U-NII-1, 1 GHz to 18 GHz, Low Channel, ANT V

No.	Frequency (MHz)	Results (dBuV/m)	Factor (dB)	Limit (dBuV/m)	Over Limit (dB)	Detector	Table (Degree)	Height (cm)	Antenna	Verdict
1	1080.200	43.31	-17.53	68.2	-24.89	Peak	254.00	150	Vertical	Pass
1**	1080.200	33.27	-17.53	54.0	-20.73	AV	254.00	150	Vertical	Pass
2	2772.700	44.53	-7.96	68.2	-23.67	Peak	42.00	150	Vertical	Pass
2**	2772.700	35.86	-7.96	54.0	-18.14	AV	42.00	150	Vertical	Pass
3	4224.750	48.23	-4.24	68.2	-19.97	Peak	350.00	150	Vertical	Pass
3**	4224.750	37.74	-4.24	54.0	-16.26	AV	350.00	150	Vertical	Pass
4	5178.750	101.92	-2.10	--	--	Peak	229.00	150	Vertical	N/A
4**	5178.750	94.38	-2.10	--	--	AV	229.00	150	Vertical	N/A
5	10360.037	48.55	-2.74	68.2	-19.65	Peak	13.00	150	Vertical	Pass
5**	10360.037	43.23	-2.74	--	--	AV	13.00	150	Vertical	N/A
6	15833.588	51.91	0.01	68.2	-22.09	Peak	124.00	150	Vertical	Pass
6**	15833.588	41.59	0.01	54.0	-12.41	AV	124.00	150	Vertical	Pass

11n20, U-NII-1, 1 GHz to 18 GHz, Middle Channel, ANT H

No.	Frequency (MHz)	Results (dBuV/m)	Factor (dB)	Limit (dBuV/m)	Over Limit (dB)	Detector	Table (Degree)	Height (cm)	Antenna	Verdict
1	1113.300	39.73	-17.15	68.2	-28.47	Peak	132.00	150	Horizontal	Pass
1**	1113.300	31.87	-17.15	54.0	-22.13	AV	132.00	150	Horizontal	Pass
2	2821.400	44.96	-7.62	68.2	-23.24	Peak	128.00	150	Horizontal	Pass
2**	2821.400	36.44	-7.62	54.0	-17.56	AV	128.00	150	Horizontal	Pass
3	4210.250	47.26	-4.16	68.2	-20.94	Peak	258.00	150	Horizontal	Pass
3**	4210.250	38.35	-4.16	54.0	-15.65	AV	258.00	150	Horizontal	Pass
4	5218.750	105.10	-1.37	--	--	Peak	250.00	150	Horizontal	N/A
4**	5218.750	97.39	-1.37	--	--	AV	250.00	150	Horizontal	N/A
5	11986.201	50.10	-2.99	68.2	-18.10	Peak	164.00	150	Horizontal	Pass
5**	11986.201	40.67	-2.99	54.0	-13.33	AV	164.00	150	Horizontal	Pass
6	15847.238	52.01	0.21	68.2	-16.19	Peak	123.00	150	Horizontal	Pass
6**	15847.238	42.68	0.21	54.0	-11.32	AV	123.00	150	Horizontal	Pass

11n20, U-NII-1, 1 GHz to 18 GHz, Middle Channel, ANT V

No.	Frequency (MHz)	Results (dBuV/m)	Factor (dB)	Limit (dBuV/m)	Over Limit (dB)	Detector	Table (Degree)	Height (cm)	Antenna	Verdict
1	1078.100	41.20	-17.47	68.2	-27.00	Peak	304.00	150	Vertical	Pass
1**	1078.100	29.39	-17.47	54.0	-24.61	AV	304.00	150	Vertical	Pass
2	2821.600	45.13	-7.63	68.2	-23.07	Peak	354.00	150	Vertical	Pass
2**	2821.600	36.42	-7.63	54.0	-17.58	AV	354.00	150	Vertical	Pass
3	3940.250	47.54	-5.13	68.2	-20.66	Peak	114.00	150	Vertical	Pass
3**	3940.250	36.18	-5.13	54.0	-17.82	AV	114.00	150	Vertical	Pass
4	5221.250	102.38	-1.51	--	--	Peak	178.00	150	Vertical	N/A
4**	5221.250	95.01	-1.51	--	--	AV	178.00	150	Vertical	N/A
5	11372.738	49.57	-2.96	68.2	-18.63	Peak	330.00	150	Vertical	Pass
5**	11372.738	39.95	-2.96	54.0	-14.05	AV	330.00	150	Vertical	Pass
6	15939.112	52.36	0.51	68.2	-15.84	Peak	7.00	150	Vertical	Pass
6**	15939.112	42.65	0.51	54.0	-11.35	AV	7.00	150	Vertical	Pass

11n20, U-NII-1, 1 GHz to 18 GHz, High Channel, ANT H

No.	Frequency (MHz)	Results (dBuV/m)	Factor (dB)	Limit (dBuV/m)	Over Limit (dB)	Detector	Table (Degree)	Height (cm)	Antenna	Verdict
1	1111.100	39.86	-17.35	68.2	-28.34	Peak	229.00	150	Horizontal	Pass
1**	1111.100	31.12	-17.35	54.0	-22.88	AV	229.00	150	Horizontal	Pass
2	2773.600	44.99	-7.93	68.2	-23.21	Peak	55.00	150	Horizontal	Pass
2**	2773.600	35.59	-7.93	54.0	-18.41	AV	55.00	150	Horizontal	Pass
3	3737.250	46.84	-5.90	68.2	-21.36	Peak	150.00	150	Horizontal	Pass
3**	3737.250	36.65	-5.90	54.0	-17.35	AV	150.00	150	Horizontal	Pass
4	5241.250	103.77	-2.47	--	--	Peak	206.00	150	Horizontal	N/A
4**	5241.250	96.36	-2.47	--	--	AV	206.00	150	Horizontal	N/A
5	12393.513	49.87	-1.84	68.2	-18.33	Peak	353.00	150	Horizontal	Pass
5**	12393.513	42.22	-1.84	54.0	-11.78	AV	353.00	150	Horizontal	Pass
6	15956.437	52.81	0.50	68.2	-15.39	Peak	30.00	150	Horizontal	Pass
6**	15956.437	42.45	0.50	54.0	-11.55	AV	30.00	150	Horizontal	Pass

11n20, U-NII-1, 1 GHz to 18 GHz, High Channel, ANT V

No.	Frequency (MHz)	Results (dBuV/m)	Factor (dB)	Limit (dBuV/m)	Over Limit (dB)	Detector	Table (Degree)	Height (cm)	Antenna	Verdict
1	1080.000	43.69	-17.53	68.2	-24.51	Peak	232.00	150	Vertical	Pass
1**	1080.000	33.55	-17.53	54.0	-20.45	AV	232.00	150	Vertical	Pass
2	2820.800	44.83	-7.60	68.2	-23.37	Peak	268.00	150	Vertical	Pass
2**	2820.800	35.71	-7.60	54.0	-18.29	AV	268.00	150	Vertical	Pass
3	4165.000	47.60	-4.94	68.2	-20.60	Peak	245.00	150	Vertical	Pass
3**	4165.000	37.52	-4.94	54.0	-16.48	AV	245.00	150	Vertical	Pass
4	5238.500	101.13	-2.39	--	--	Peak	251.00	150	Vertical	N/A
4**	5238.500	93.39	-2.39	--	--	AV	251.00	150	Vertical	N/A
5	11537.563	49.31	-2.77	68.2	-18.89	Peak	253.00	150	Vertical	Pass
5**	11537.563	39.79	-2.77	54.0	-14.21	AV	253.00	150	Vertical	Pass
6	15817.312	52.11	-0.23	68.2	-16.09	Peak	346.00	150	Vertical	Pass
6**	15817.312	42.36	-0.23	54.0	-11.64	AV	346.00	150	Vertical	Pass

11n40, U-NII-1, 1 GHz to 18 GHz, Low Channel, ANT H

No.	Frequency (MHz)	Results (dBuV/m)	Factor (dB)	Limit (dBuV/m)	Over Limit (dB)	Detector	Table (Degree)	Height (cm)	Antenna	Verdict
1	1187.100	42.17	-16.88	68.2	-26.03	Peak	236.00	150	Horizontal	Pass
1**	1187.100	34.59	-16.88	54.0	-19.41	AV	236.00	150	Horizontal	Pass
2	2804.200	45.02	-8.51	68.2	-23.18	Peak	236.00	150	Horizontal	Pass
2**	2804.200	35.07	-8.51	54.0	-18.93	AV	236.00	150	Horizontal	Pass
3	4170.750	48.02	-4.51	68.2	-20.18	Peak	264.00	150	Horizontal	Pass
3**	4170.750	37.90	-4.51	54.0	-16.10	AV	264.00	150	Horizontal	Pass
4	5183.750	99.86	-2.15	--	--	Peak	351.00	150	Horizontal	N/A
4**	5183.750	91.94	-2.15	--	--	AV	351.00	150	Horizontal	N/A
5	12132.737	50.57	-2.15	68.2	-17.63	Peak	120.00	150	Horizontal	Pass
5**	12132.737	41.02	-2.15	54.0	-12.98	AV	120.00	150	Horizontal	Pass
6	15950.137	52.67	0.68	68.2	-15.53	Peak	347.00	150	Horizontal	Pass
6**	15950.137	43.44	0.68	54.0	-10.56	AV	347.00	150	Horizontal	Pass

11n40, U-NII-1, 1 GHz to 18 GHz, Low Channel, ANT V

No.	Frequency (MHz)	Results (dBuV/m)	Factor (dB)	Limit (dBuV/m)	Over Limit (dB)	Detector	Table (Degree)	Height (cm)	Antenna	Verdict
1	1069.000	44.63	-17.66	68.2	-23.57	Peak	265.00	150	Vertical	Pass
1**	1069.000	29.80	-17.66	54.0	-24.20	AV	265.00	150	Vertical	Pass
2	2816.600	45.19	-7.87	68.2	-23.01	Peak	148.00	150	Vertical	Pass
2**	2816.600	34.53	-7.87	54.0	-19.47	AV	148.00	150	Vertical	Pass
3	4815.250	49.71	-2.77	68.2	-18.49	Peak	323.00	150	Vertical	Pass
3**	4815.250	40.24	-2.77	54.0	-13.76	AV	323.00	150	Vertical	Pass
4	5186.000	95.58	-2.04	--	--	Peak	148.00	150	Vertical	N/A
4**	5186.000	87.85	-2.04	--	--	AV	148.00	150	Vertical	N/A
5	12119.437	50.13	-2.34	68.2	-18.07	Peak	320.00	150	Vertical	Pass
5**	12119.437	40.35	-2.34	54.0	-13.65	AV	320.00	150	Vertical	Pass
6	15878.213	52.54	0.04	68.2	-15.66	Peak	85.00	150	Vertical	Pass
6**	15878.213	43.40	0.04	54.0	-10.60	AV	85.00	150	Vertical	Pass

11n40, U-NII-1, 1 GHz to 18 GHz, High Channel, ANT H

No.	Frequency (MHz)	Results (dBuV/m)	Factor (dB)	Limit (dBuV/m)	Over Limit (dB)	Detector	Table (Degree)	Height (cm)	Antenna	Verdict
1	1327.500	44.65	-16.19	68.2	-23.55	Peak	216.00	150	Horizontal	Pass
1**	1327.500	33.30	-16.19	54.0	-20.70	AV	216.00	150	Horizontal	Pass
2	2871.100	45.46	-8.19	68.2	-22.74	Peak	171.00	150	Horizontal	Pass
2**	2871.100	36.30	-8.19	54.0	-17.7	AV	171.00	150	Horizontal	Pass
3	4123.500	48.20	-3.27	68.2	-20.00	Peak	108.00	150	Horizontal	Pass
3**	4123.500	39.57	-3.27	54.0	-14.43	AV	108.00	150	Horizontal	Pass
4	5224.000	101.22	-1.60	--	--	Peak	35.00	150	Horizontal	N/A
4**	5224.000	93.95	-1.60	--	--	AV	35.00	150	Horizontal	N/A
5	12137.962	51.70	-2.08	68.2	-16.50	Peak	211.00	150	Horizontal	Pass
5**	12137.962	41.02	-2.08	54.0	-12.98	AV	211.00	150	Horizontal	Pass
6	15964.838	53.17	0.25	68.2	-15.03	Peak	52.00	150	Horizontal	Pass
6**	15964.838	43.54	0.25	54.0	-10.46	AV	52.00	150	Horizontal	Pass

11n40, U-NII-1, 1 GHz to 18 GHz, High Channel, ANT V

No.	Frequency (MHz)	Results (dBuV/m)	Factor (dB)	Limit (dBuV/m)	Over Limit (dB)	Detector	Table (Degree)	Height (cm)	Antenna	Verdict
1	1114.200	40.65	-17.12	68.2	-27.55	Peak	11.00	150	Vertical	Pass
1**	1114.200	32.31	-17.12	54.0	-21.69	AV	11.00	150	Vertical	Pass
2	2833.000	45.23	-7.93	68.2	-22.97	Peak	21.00	150	Vertical	Pass
2**	2833.000	36.41	-7.93	54.0	-17.59	AV	21.00	150	Vertical	Pass
3	4105.500	48.02	-3.89	68.2	-20.18	Peak	320.00	150	Vertical	Pass
3**	4105.500	39.37	-3.89	54.0	-14.63	AV	320.00	150	Vertical	Pass
4	5227.500	96.68	-1.63	--	--	Peak	146.00	150	Vertical	N/A
4**	5227.500	90.37	-1.63	--	--	AV	146.00	150	Vertical	N/A
5	12142.950	50.74	-2.01	68.2	-17.46	Peak	234.00	150	Vertical	Pass
5**	12142.950	41.43	-2.01	54.0	-12.57	AV	234.00	150	Vertical	Pass
6	16102.651	52.86	-0.63	68.2	-15.34	Peak	255.00	150	Vertical	Pass
6**	16102.651	42.62	-0.63	54.0	-11.38	AV	255.00	150	Vertical	Pass

11ac20, U-NII-1, 1 GHz to 18 GHz, Low Channel, ANT H

No.	Frequency (MHz)	Results (dBuV/m)	Factor (dB)	Limit (dBuV/m)	Over Limit (dB)	Detector	Table (Degree)	Height (cm)	Antenna	Verdict
1	1327.700	44.54	-16.19	68.2	-23.66	Peak	141.00	150	Horizontal	Pass
1**	1327.700	34.43	-16.19	54.0	-19.57	AV	141.00	150	Horizontal	Pass
2	2793.100	45.04	-8.67	68.2	-23.16	Peak	38.00	150	Horizontal	Pass
2**	2793.100	35.77	-8.67	54.0	-18.23	AV	38.00	150	Horizontal	Pass
3	4191.750	48.16	-3.58	68.2	-20.04	Peak	52.00	150	Horizontal	Pass
3**	4191.750	38.94	-3.58	54.0	-15.06	AV	52.00	150	Horizontal	Pass
4	5181.500	107.13	-2.23	--	--	Peak	157.00	150	Horizontal	N/A
4**	5181.500	100.09	-2.23	--	--	AV	157.00	150	Horizontal	N/A
5	11541.838	50.03	-2.61	68.2	-18.17	Peak	87.00	150	Horizontal	Pass
5**	11541.838	39.98	-2.61	54.0	-14.02	AV	87.00	150	Horizontal	Pass
6	15837.000	53.05	0.06	68.2	-15.15	Peak	52.00	150	Horizontal	Pass
6**	15837.000	43.12	0.06	54.0	-10.88	AV	52.00	150	Horizontal	Pass

11ac20, U-NII-1, 1 GHz to 18 GHz, Low Channel, ANT V

No.	Frequency (MHz)	Results (dBuV/m)	Factor (dB)	Limit (dBuV/m)	Over Limit (dB)	Detector	Table (Degree)	Height (cm)	Antenna	Verdict
1	1681.700	48.63	-16.38	68.2	-19.57	Peak	289.00	150	Vertical	Pass
1**	1681.700	35.75	-16.38	54.0	-18.25	AV	289.00	150	Vertical	Pass
2	2244.100	48.05	-11.58	68.2	-20.15	Peak	235.00	150	Vertical	Pass
2**	2244.100	34.64	-11.58	54.0	-19.36	AV	235.00	150	Vertical	Pass
3	4259.750	48.79	-4.60	68.2	-19.41	Peak	0.00	150	Vertical	Pass
3**	4259.750	39.26	-4.60	54.0	-14.74	AV	0.00	150	Vertical	Pass
4	5178.750	104.49	-2.10	--	--	Peak	204.00	150	Vertical	N/A
4**	5178.750	98.21	-2.10	--	--	AV	204.00	150	Vertical	N/A
5	11744.900	50.32	-3.53	68.2	-17.88	Peak	68.00	150	Vertical	Pass
5**	11744.900	40.85	-3.53	54.0	-13.15	AV	68.00	150	Vertical	Pass
6	16085.850	53.12	-0.60	68.2	-15.08	Peak	359.00	150	Vertical	Pass
6**	16085.850	43.06	-0.60	54.0	-10.94	AV	359.00	150	Vertical	Pass

11ac20, U-NII-1, 1 GHz to 18 GHz, Middle Channel, ANT H

No.	Frequency (MHz)	Results (dBuV/m)	Factor (dB)	Limit (dBuV/m)	Over Limit (dB)	Detector	Table (Degree)	Height (cm)	Antenna	Verdict
1	1680.100	45.25	-16.35	68.2	-22.95	Peak	58.00	150	Horizontal	Pass
1**	1680.100	32.55	-16.35	54.0	-21.45	AV	58.00	150	Horizontal	Pass
2	2277.400	44.25	-10.98	68.2	-23.95	Peak	242.00	150	Horizontal	Pass
2**	2277.400	34.17	-10.98	54.0	-19.83	AV	242.00	150	Horizontal	Pass
3	4121.750	47.85	-3.17	68.2	-20.35	Peak	37.00	150	Horizontal	Pass
3**	4121.750	39.27	-3.17	54.0	-14.73	AV	37.00	150	Horizontal	Pass
4	5224.000	107.76	-1.60	--	--	Peak	156.00	150	Horizontal	N/A
4**	5224.000	100.48	-1.60	--	--	AV	156.00	150	Horizontal	N/A
5	11397.200	50.00	-2.29	68.2	-18.20	Peak	320.00	150	Horizontal	Pass
5**	11397.200	41.21	-2.29	54.0	-12.79	AV	320.00	150	Horizontal	Pass
6	15880.575	52.94	0.03	68.2	-15.26	Peak	306.00	150	Horizontal	Pass
6**	15880.575	43.39	0.03	54.0	-10.61	AV	306.00	150	Horizontal	Pass

11ac20, U-NII-1, 1 GHz to 18 GHz, Middle Channel, ANT V

No.	Frequency (MHz)	Results (dBuV/m)	Factor (dB)	Limit (dBuV/m)	Over Limit (dB)	Detector	Table (Degree)	Height (cm)	Antenna	Verdict
1	1700.800	50.95	-15.79	68.2	-17.25	Peak	294.00	150	Vertical	Pass
1**	1700.800	32.29	-15.79	54.0	-21.71	AV	294.00	150	Vertical	Pass
2	2241.900	53.02	-11.69	68.2	-15.18	Peak	231.00	150	Vertical	Pass
2**	2241.900	33.06	-11.69	54.0	-20.94	AV	231.00	150	Vertical	Pass
3	4270.500	49.07	-4.43	68.2	-19.13	Peak	249.00	150	Vertical	Pass
3**	4270.500	38.57	-4.43	54.0	-15.43	AV	249.00	150	Vertical	Pass
4	5223.750	106.97	-1.58	--	--	Peak	202.00	150	Vertical	N/A
4**	5223.750	97.72	-1.58	--	--	AV	202.00	150	Vertical	N/A
5	11382.713	49.92	-2.69	68.2	-18.28	Peak	146.00	150	Vertical	Pass
5**	11382.713	40.85	-2.69	54.0	-13.15	AV	146.00	150	Vertical	Pass
6	15964.838	53.14	0.25	68.2	-15.06	Peak	158.00	150	Vertical	Pass
6**	15964.838	43.04	0.25	54.0	-10.96	AV	158.00	150	Vertical	Pass

11ac20, U-NII-1, 1 GHz to 18 GHz, High Channel, ANT H

No.	Frequency (MHz)	Results (dBuV/m)	Factor (dB)	Limit (dBuV/m)	Over Limit (dB)	Detector	Table (Degree)	Height (cm)	Antenna	Verdict
1	1330.100	44.55	-16.13	68.2	-23.65	Peak	210.00	150	Horizontal	Pass
1**	1330.100	33.93	-16.13	54.0	-20.07	AV	210.00	150	Horizontal	Pass
2	2202.700	46.64	-11.91	68.2	-21.56	Peak	202.00	150	Horizontal	Pass
2**	2202.700	34.10	-11.91	54.0	-19.9	AV	202.00	150	Horizontal	Pass
3	4121.250	48.39	-3.16	68.2	-19.81	Peak	256.00	150	Horizontal	Pass
3**	4121.250	39.04	-3.16	54.0	-14.96	AV	256.00	150	Horizontal	Pass
4	5238.250	106.98	-2.39	--	--	Peak	154.00	150	Horizontal	N/A
4**	5238.250	98.83	-2.39	--	--	AV	154.00	150	Horizontal	N/A
5	12188.313	50.65	-3.17	68.2	-17.55	Peak	298.00	150	Horizontal	Pass
5**	12188.313	40.27	-3.17	54.0	-13.73	AV	298.00	150	Horizontal	Pass
6	15958.799	53.18	0.43	68.2	-15.02	Peak	316.00	150	Horizontal	Pass
6**	15958.799	43.57	0.43	54.0	-10.43	AV	316.00	150	Horizontal	Pass

11ac20, U-NII-1, 1 GHz to 18 GHz, High Channel, ANT V

No.	Frequency (MHz)	Results (dBuV/m)	Factor (dB)	Limit (dBuV/m)	Over Limit (dB)	Detector	Table (Degree)	Height (cm)	Antenna	Verdict
1	1706.900	50.80	-16.02	68.2	-17.40	Peak	284.00	150	Vertical	Pass
1**	1706.900	32.61	-16.02	54.0	-21.39	AV	284.00	150	Vertical	Pass
2	2247.000	49.22	-11.56	68.2	-18.98	Peak	164.00	150	Vertical	Pass
2**	2247.000	33.48	-11.56	54.0	-20.52	AV	164.00	150	Vertical	Pass
3	3988.500	48.57	-4.41	68.2	-19.63	Peak	344.00	150	Vertical	Pass
3**	3988.500	37.62	-4.41	54.0	-16.38	AV	344.00	150	Vertical	Pass
4	5242.500	107.48	-2.58	--	--	Peak	202.00	150	Vertical	N/A
4**	5242.500	100.33	-2.58	--	--	AV	202.00	150	Vertical	N/A
5	12146.513	50.30	-1.96	68.2	-17.90	Peak	353.00	150	Vertical	Pass
5**	12146.513	41.54	-1.96	54.0	-12.46	AV	353.00	150	Vertical	Pass
6	15968.513	53.13	0.14	68.2	-15.07	Peak	177.00	150	Vertical	Pass
6**	15968.513	43.65	0.14	54.0	-10.35	AV	177.00	150	Vertical	Pass

11ac40, U-NII-1, 1 GHz to 18 GHz, Low Channel, ANT H

No.	Frequency (MHz)	Results (dBuV/m)	Factor (dB)	Limit (dBuV/m)	Over Limit (dB)	Detector	Table (Degree)	Height (cm)	Antenna	Verdict
1	1329.200	44.23	-16.16	68.2	-23.97	Peak	88.00	150	Horizontal	Pass
1**	1329.200	32.52	-16.16	54.0	-21.48	AV	88.00	150	Horizontal	Pass
2	2203.500	45.72	-11.90	68.2	-22.48	Peak	166.00	150	Horizontal	Pass
2**	2203.500	33.65	-11.90	54.0	-20.35	AV	166.00	150	Horizontal	Pass
3	4095.000	47.57	-3.59	68.2	-20.63	Peak	245.00	150	Horizontal	Pass
3**	4095.000	38.89	-3.59	54.0	-15.11	AV	245.00	150	Horizontal	Pass
4	5193.500	103.18	-2.15	--	--	Peak	44.00	150	Horizontal	N/A
4**	5193.500	95.04	-2.15	--	--	AV	44.00	150	Horizontal	N/A
5	12116.588	50.23	-2.38	68.2	-17.97	Peak	41.00	150	Horizontal	Pass
5**	12116.588	40.42	-2.38	54.0	-13.58	AV	41.00	150	Horizontal	Pass
6	15979.013	52.72	-0.17	68.2	-15.48	Peak	144.00	150	Horizontal	Pass
6**	15979.013	42.83	-0.17	54.0	-11.17	AV	144.00	150	Horizontal	Pass

11ac40, U-NII-1, 1 GHz to 18 GHz, Low Channel, ANT V

No.	Frequency (MHz)	Results (dBuV/m)	Factor (dB)	Limit (dBuV/m)	Over Limit (dB)	Detector	Table (Degree)	Height (cm)	Antenna	Verdict
1	1327.400	47.58	-16.19	68.2	-20.62	Peak	214.00	150	Vertical	Pass
1**	1327.400	32.44	-16.19	54.0	-21.56	AV	214.00	150	Vertical	Pass
2	2811.200	45.36	-7.90	68.2	-22.84	Peak	83.00	150	Vertical	Pass
2**	2811.200	35.78	-7.90	54.0	-18.22	AV	83.00	150	Vertical	Pass
3	4129.000	48.26	-3.79	68.2	-19.94	Peak	312.00	150	Vertical	Pass
3**	4129.000	38.59	-3.79	54.0	-15.41	AV	312.00	150	Vertical	Pass
4	5192.750	102.77	-2.14	--	--	Peak	209.00	150	Vertical	N/A
4**	5192.750	95.37	-2.14	--	--	AV	209.00	150	Vertical	N/A
5	11386.750	50.25	-2.58	68.2	-17.95	Peak	297.00	150	Vertical	Pass
5**	11386.750	40.77	-2.58	54.0	-13.23	AV	297.00	150	Vertical	Pass
6	15945.150	52.39	0.61	68.2	-15.81	Peak	42.00	150	Vertical	Pass
6**	15945.150	43.76	0.61	54.0	-10.24	AV	42.00	150	Vertical	Pass

11ac40, U-NII-1, 1 GHz to 18 GHz, High Channel, ANT H

No.	Frequency (MHz)	Results (dBuV/m)	Factor (dB)	Limit (dBuV/m)	Over Limit (dB)	Detector	Table (Degree)	Height (cm)	Antenna	Verdict
1	1424.200	44.85	-15.73	68.2	-23.35	Peak	46.00	150	Horizontal	Pass
1**	1424.200	29.43	-15.73	54.0	-24.57	AV	46.00	150	Horizontal	Pass
2	2238.800	45.85	-11.13	68.2	-22.35	Peak	149.00	150	Horizontal	Pass
2**	2238.800	34.04	-11.13	54.0	-19.96	AV	149.00	150	Horizontal	Pass
3	4115.750	48.08	-3.46	68.2	-20.12	Peak	12.00	150	Horizontal	Pass
3**	4115.750	38.74	-3.46	54.0	-15.26	AV	12.00	150	Horizontal	Pass
4	5226.000	105.00	-1.68	--	--	Peak	157.00	150	Horizontal	N/A
4**	5226.000	97.97	-1.68	--	--	AV	157.00	150	Horizontal	N/A
5	11891.438	50.55	-3.26	68.2	-17.65	Peak	153.00	150	Horizontal	Pass
5**	11891.438	40.56	-3.26	54.0	-13.44	AV	153.00	150	Horizontal	Pass
6	15596.550	52.53	0.01	68.2	-15.67	Peak	360.00	150	Horizontal	Pass
6**	15596.550	43.21	0.01	54.0	-10.79	AV	360.00	150	Horizontal	Pass

11ac40, U-NII-1, 1 GHz to 18 GHz, High Channel, ANT V

No.	Frequency (MHz)	Results (dBuV/m)	Factor (dB)	Limit (dBuV/m)	Over Limit (dB)	Detector	Table (Degree)	Height (cm)	Antenna	Verdict
1	1330.300	48.34	-16.13	68.2	-19.86	Peak	218.00	150	Vertical	Pass
1**	1330.300	35.65	-16.13	54.0	-18.35	AV	218.00	150	Vertical	Pass
2	2834.000	45.74	-7.94	68.2	-22.46	Peak	22.00	150	Vertical	Pass
2**	2834.000	36.18	-7.94	54.0	-17.82	AV	22.00	150	Vertical	Pass
3	4122.250	48.14	-3.18	68.2	-20.06	Peak	204.00	150	Vertical	Pass
3**	4122.250	39.24	-3.18	54.0	-14.76	AV	204.00	150	Vertical	Pass
4	5233.500	104.02	-2.25	--	--	Peak	110.00	150	Vertical	N/A
4**	5233.500	97.09	-2.25	--	--	AV	110.00	150	Vertical	N/A
5	12143.425	50.79	-2.00	68.2	-17.41	Peak	240.00	150	Vertical	Pass
5**	12143.425	40.89	-2.00	54.0	-13.11	AV	240.00	150	Vertical	Pass
6	15965.625	52.88	0.23	68.2	-15.32	Peak	314.00	150	Vertical	Pass
6**	15965.625	43.73	0.23	54.0	-10.27	AV	314.00	150	Vertical	Pass

11ac80, U-NII-1, 1 GHz to 18 GHz, Middle Channel, ANT H

No.	Frequency (MHz)	Results (dBuV/m)	Factor (dB)	Limit (dBuV/m)	Over Limit (dB)	Detector	Table (Degree)	Height (cm)	Antenna	Verdict
1	1113.500	42.28	-17.86	68.2	-25.92	Peak	227.00	150	Horizontal	Pass
1**	1113.500	31.29	-17.86	54.0	-22.71	AV	227.00	150	Horizontal	Pass
2	2747.100	42.98	-10.67	68.2	-25.22	Peak	139.00	150	Horizontal	Pass
2**	2747.100	33.65	-10.67	54.0	-20.35	AV	139.00	150	Horizontal	Pass
3	4250.000	48.56	-4.24	68.2	-19.64	Peak	63.00	150	Horizontal	Pass
3**	4250.000	38.80	-4.24	54.0	-15.20	AV	63.00	150	Horizontal	Pass
4	5215.500	97.76	-2.62	--	--	Peak	178.00	150	Horizontal	N/A
4**	5215.500	92.11	-2.62	--	--	AV	178.00	150	Horizontal	N/A
5	12316.800	50.71	-2.57	68.2	-23.29	Peak	36.00	150	Horizontal	Pass
5**	12316.800	40.65	-2.57	54.0	-13.35	AV	36.00	150	Horizontal	Pass
6	16089.525	52.08	-0.79	68.2	-21.92	Peak	356.00	150	Horizontal	Pass
6**	16089.525	42.79	-0.79	54.0	-11.21	AV	356.00	150	Horizontal	Pass

11ac80, U-NII-1, 1 GHz to 18 GHz, Middle Channel, ANT V

No.	Frequency (MHz)	Results (dBuV/m)	Factor (dB)	Limit (dBuV/m)	Over Limit (dB)	Detector	Table (Degree)	Height (cm)	Antenna	Verdict
1	1081.200	42.54	-18.27	68.2	-25.66	Peak	183.00	150	Vertical	Pass
1**	1081.200	26.80	-18.27	54.0	-27.20	AV	183.00	150	Vertical	Pass
2	2777.700	43.00	-10.86	68.2	-25.20	Peak	14.00	150	Vertical	Pass
2**	2777.700	32.91	-10.86	54.0	-21.09	AV	14.00	150	Vertical	Pass
3	4321.500	48.46	-5.20	68.2	-19.74	Peak	317.00	150	Vertical	Pass
3**	4321.500	38.71	-5.20	54.0	-15.29	AV	317.00	150	Vertical	Pass
4	5179.000	95.17	-3.01	--	--	Peak	139.00	150	Vertical	N/A
4**	5179.000	88.36	-3.01	--	--	AV	139.00	150	Vertical	N/A
5	11890.250	49.62	-3.32	68.2	-24.38	Peak	0.00	150	Vertical	Pass
5**	11890.250	39.71	-3.32	54.0	-14.29	AV	0.00	150	Vertical	Pass
6	15950.662	52.91	-0.23	68.2	-21.09	Peak	333.00	150	Vertical	Pass
6**	15950.662	42.00	-0.23	54.0	-12.00	AV	333.00	150	Vertical	Pass

11a, U-NII-3, 1 GHz to 18 GHz, Low Channel, ANT H

No.	Frequency (MHz)	Results (dBuV/m)	Factor (dB)	Limit (dBuV/m)	Over Limit (dB)	Detector	Table (Degree)	Height (cm)	Antenna	Verdict
1	1330.600	42.20	-16.14	68.2	-26.00	Peak	85.00	150	Horizontal	Pass
1**	1330.600	33.38	-16.14	54.0	-20.62	AV	85.00	150	Horizontal	Pass
2	2856.200	45.44	-8.05	68.2	-22.76	Peak	299.00	150	Horizontal	Pass
2**	2856.200	35.60	-8.05	54.0	-18.40	AV	299.00	150	Horizontal	Pass
3	4317.500	47.44	-4.13	68.2	-20.76	Peak	301.00	150	Horizontal	Pass
3**	4317.500	38.18	-4.13	54.0	-15.82	AV	301.00	150	Horizontal	Pass
4	5746.000	106.43	-1.39	--	--	Peak	358.00	150	Horizontal	N/A
4**	5746.000	99.92	-1.39	--	--	AV	358.00	150	Horizontal	N/A
5	11546.825	49.60	-2.43	68.2	-18.60	Peak	233.00	150	Horizontal	Pass
5**	11546.825	40.36	-2.43	54.0	-13.64	AV	233.00	150	Horizontal	Pass
6	15839.887	51.67	0.10	68.2	-16.53	Peak	157.00	150	Horizontal	Pass
6**	15839.887	42.46	0.10	54.0	-11.54	AV	157.00	150	Horizontal	Pass

11a, U-NII-3, 1 GHz to 18 GHz, Low Channel, ANT V

No.	Frequency (MHz)	Results (dBuV/m)	Factor (dB)	Limit (dBuV/m)	Over Limit (dB)	Detector	Table (Degree)	Height (cm)	Antenna	Verdict
1	1700.900	48.41	-15.78	68.2	-19.79	Peak	263.00	150	Vertical	Pass
1**	1700.900	30.40	-15.78	54.0	-23.60	AV	263.00	150	Vertical	Pass
2	2206.100	51.35	-11.89	68.2	-16.85	Peak	286.00	150	Vertical	Pass
2**	2206.100	34.02	-11.89	54.0	-19.98	AV	286.00	150	Vertical	Pass
3	3986.000	46.95	-4.62	68.2	-21.25	Peak	100.00	150	Vertical	Pass
3**	3986.000	36.78	-4.62	54.0	-17.22	AV	100.00	150	Vertical	Pass
4	5747.000	103.38	-1.27	--	--	Peak	348.00	150	Vertical	N/A
4**	5747.000	96.50	-1.27	--	--	AV	348.00	150	Vertical	N/A
5	11393.875	49.07	-2.38	68.2	-19.13	Peak	23.00	150	Vertical	Pass
5**	11393.875	40.89	-2.38	54.0	-13.11	AV	23.00	150	Vertical	Pass
6	15458.737	52.04	-0.40	68.2	-16.16	Peak	96.00	150	Vertical	Pass
6**	15458.737	40.69	-0.40	54.0	-13.31	AV	96.00	150	Vertical	Pass

11a, U-NII-3, 1 GHz to 18 GHz, Middle Channel, ANT H

No.	Frequency (MHz)	Results (dBuV/m)	Factor (dB)	Limit (dBuV/m)	Over Limit (dB)	Detector	Table (Degree)	Height (cm)	Antenna	Verdict
1	1328.300	42.51	-16.18	68.2	-25.69	Peak	91.00	150	Horizontal	Pass
1**	1328.300	34.41	-16.18	54.0	-19.59	AV	91.00	150	Horizontal	Pass
2	2209.100	45.46	-11.59	68.2	-22.74	Peak	37.00	150	Horizontal	Pass
2**	2209.100	33.25	-11.59	54.0	-20.75	AV	37.00	150	Horizontal	Pass
3	4125.000	47.46	-3.43	68.2	-20.74	Peak	206.00	150	Horizontal	Pass
3**	4125.000	37.99	-3.43	54.0	-16.01	AV	206.00	150	Horizontal	Pass
4	5782.500	107.12	-1.41	--	--	Peak	360.00	150	Horizontal	N/A
4**	5782.500	100.17	-1.41	--	--	AV	360.00	150	Horizontal	N/A
5	11579.125	49.73	-2.84	68.2	-18.47	Peak	10.00	150	Horizontal	Pass
5**	11579.125	40.30	-2.84	54.0	-13.70	AV	10.00	150	Horizontal	Pass
6	15968.775	52.21	0.13	68.2	-15.99	Peak	88.00	150	Horizontal	Pass
6**	15968.775	42.90	0.13	54.0	-11.10	AV	88.00	150	Horizontal	Pass

11a, U-NII-3, 1 GHz to 18 GHz, Middle Channel, ANT V

No.	Frequency (MHz)	Results (dBuV/m)	Factor (dB)	Limit (dBuV/m)	Over Limit (dB)	Detector	Table (Degree)	Height (cm)	Antenna	Verdict
1	1674.200	48.07	-16.24	68.2	-20.13	Peak	286.00	150	Vertical	Pass
1**	1674.200	36.02	-16.24	54.0	-17.98	AV	286.00	150	Vertical	Pass
2	2203.900	51.31	-11.90	68.2	-16.89	Peak	193.00	150	Vertical	Pass
2**	2203.900	36.95	-11.90	54.0	-17.05	AV	193.00	150	Vertical	Pass
3	3909.750	46.40	-4.37	68.2	-21.80	Peak	77.00	150	Vertical	Pass
3**	3909.750	37.34	-4.37	54.0	-16.66	AV	77.00	150	Vertical	Pass
4	5783.750	103.51	-1.27	--	--	Peak	196.00	150	Vertical	N/A
4**	5783.750	96.44	-1.27	--	--	AV	196.00	150	Vertical	N/A
5	11564.401	49.52	-2.57	68.2	-18.68	Peak	242.00	150	Vertical	Pass
5**	11564.401	40.04	-2.57	54.0	-13.96	AV	242.00	150	Vertical	Pass
6	15850.387	51.82	0.24	68.2	-16.38	Peak	291.00	150	Vertical	Pass
6**	15850.387	42.30	0.24	54.0	-11.70	AV	291.00	150	Vertical	Pass

11a, U-NII-3, 1 GHz to 18 GHz, High Channel, ANT H

No.	Frequency (MHz)	Results (dBuV/m)	Factor (dB)	Limit (dBuV/m)	Over Limit (dB)	Detector	Table (Degree)	Height (cm)	Antenna	Verdict
1	1328.900	43.16	-16.16	68.2	-25.04	Peak	93.00	150	Horizontal	Pass
1**	1328.900	34.28	-16.16	54.0	-19.72	AV	93.00	150	Horizontal	Pass
2	2864.900	44.62	-8.03	68.2	-23.58	Peak	320.00	150	Horizontal	Pass
2**	2864.900	35.05	-8.03	54.0	-18.95	AV	320.00	150	Horizontal	Pass
3	4186.250	46.78	-3.37	68.2	-21.42	Peak	50.00	150	Horizontal	Pass
3**	4186.250	38.61	-3.37	54.0	-15.39	AV	50.00	150	Horizontal	Pass
4	5828.250	105.60	-1.48	--	--	Peak	0.00	150	Horizontal	N/A
4**	5828.250	98.52	-1.48	--	--	AV	0.00	150	Horizontal	N/A
5	11435.437	49.02	-3.66	68.2	-19.18	Peak	145.00	150	Horizontal	Pass
5**	11435.437	38.85	-3.66	54.0	-15.15	AV	145.00	150	Horizontal	Pass
6	15602.062	52.22	-0.00	68.2	-15.98	Peak	159.00	150	Horizontal	Pass
6**	15602.062	41.88	-0.00	54.0	-12.12	AV	159.00	150	Horizontal	Pass

11a, U-NII-3, 1 GHz to 18 GHz, High Channel, ANT V

No.	Frequency (MHz)	Results (dBuV/m)	Factor (dB)	Limit (dBuV/m)	Over Limit (dB)	Detector	Table (Degree)	Height (cm)	Antenna	Verdict
1	1706.400	51.55	-16.04	68.2	-16.65	Peak	298.00	150	Vertical	Pass
1**	1706.400	32.69	-16.04	54.0	-21.31	AV	298.00	150	Vertical	Pass
2	2208.100	51.47	-11.72	68.2	-16.73	Peak	275.00	150	Vertical	Pass
2**	2208.100	33.93	-11.72	54.0	-20.07	AV	275.00	150	Vertical	Pass
3	4324.250	48.63	-3.75	68.2	-19.57	Peak	324.00	150	Vertical	Pass
3**	4324.250	38.29	-3.75	54.0	-15.71	AV	324.00	150	Vertical	Pass
4	5825.500	102.40	-1.59	--	--	Peak	338.00	150	Vertical	N/A
4**	5825.500	95.58	-1.59	--	--	AV	338.00	150	Vertical	N/A
5	12147.700	49.41	-1.94	68.2	-18.79	Peak	83.00	150	Vertical	Pass
5**	12147.700	40.31	-1.94	54.0	-13.69	AV	83.00	150	Vertical	Pass
6	15891.075	52.41	-0.05	68.2	-15.79	Peak	134.00	150	Vertical	Pass
6**	15891.075	42.11	-0.05	54.0	-11.89	AV	134.00	150	Vertical	Pass

11n20, U-NII-3, 1 GHz to 18 GHz, Low Channel, ANT H

No.	Frequency (MHz)	Results (dBuV/m)	Factor (dB)	Limit (dBuV/m)	Over Limit (dB)	Detector	Table (Degree)	Height (cm)	Antenna	Verdict
1	1556.500	44.40	-16.09	68.2	-23.80	Peak	226.00	150	Horizontal	Pass
1**	1556.500	30.92	-16.09	54.0	-23.08	AV	226.00	150	Horizontal	Pass
2	2803.800	44.21	-8.52	68.2	-23.99	Peak	55.00	150	Horizontal	Pass
2**	2803.800	35.70	-8.52	54.0	-18.30	AV	55.00	150	Horizontal	Pass
3	4094.500	47.03	-3.60	68.2	-21.17	Peak	195.00	150	Horizontal	Pass
3**	4094.500	38.20	-3.60	54.0	-15.80	AV	195.00	150	Horizontal	Pass
4	5746.000	104.52	-1.39	--	--	Peak	357.00	150	Horizontal	N/A
4**	5746.000	97.64	-1.39	--	--	AV	357.00	150	Horizontal	N/A
5	11578.651	49.15	-2.83	68.2	-19.05	Peak	22.00	150	Horizontal	Pass
5**	11578.651	40.22	-2.83	54.0	-13.78	AV	22.00	150	Horizontal	Pass
6	15914.438	51.40	0.12	68.2	-16.80	Peak	75.00	150	Horizontal	Pass
6**	15914.438	42.13	0.12	54.0	-11.87	AV	75.00	150	Horizontal	Pass

11n20, U-NII-3, 1 GHz to 18 GHz, Low Channel, ANT V

No.	Frequency (MHz)	Results (dBuV/m)	Factor (dB)	Limit (dBuV/m)	Over Limit (dB)	Detector	Table (Degree)	Height (cm)	Antenna	Verdict
1	1704.200	48.89	-15.79	68.2	-19.31	Peak	254.00	150	Vertical	Pass
1**	1704.200	33.59	-15.79	54.0	-20.41	AV	254.00	150	Vertical	Pass
2	2283.500	48.67	-11.03	68.2	-19.53	Peak	278.00	150	Vertical	Pass
2**	2283.500	33.87	-11.03	54.0	-20.13	AV	278.00	150	Vertical	Pass
3	4175.250	47.30	-4.00	68.2	-20.90	Peak	52.00	150	Vertical	Pass
3**	4175.250	38.59	-4.00	54.0	-15.41	AV	52.00	150	Vertical	Pass
4	5743.750	101.38	-1.22	--	--	Peak	349.00	150	Vertical	N/A
4**	5743.750	94.61	-1.22	--	--	AV	349.00	150	Vertical	N/A
5	11555.613	49.73	-2.41	68.2	-18.47	Peak	94.00	150	Vertical	Pass
5**	11555.613	40.22	-2.41	54.0	-13.78	AV	94.00	150	Vertical	Pass
6	15870.075	51.48	0.10	68.2	-16.72	Peak	172.00	150	Vertical	Pass
6**	15870.075	42.58	0.10	54.0	-11.42	AV	172.00	150	Vertical	Pass

11n20, U-NII-3, 1 GHz to 18 GHz, Middle Channel, ANT H

No.	Frequency (MHz)	Results (dBuV/m)	Factor (dB)	Limit (dBuV/m)	Over Limit (dB)	Detector	Table (Degree)	Height (cm)	Antenna	Verdict
1	1327.400	42.08	-16.19	68.2	-26.12	Peak	211.00	150	Horizontal	Pass
1**	1327.400	30.46	-16.19	54.0	-23.54	AV	211.00	150	Horizontal	Pass
2	2796.400	43.99	-8.83	68.2	-24.21	Peak	224.00	150	Horizontal	Pass
2**	2796.400	35.07	-8.83	54.0	-18.93	AV	224.00	150	Horizontal	Pass
3	4306.250	47.81	-4.26	68.2	-20.39	Peak	341.00	150	Horizontal	Pass
3**	4306.250	38.98	-4.26	54.0	-15.02	AV	341.00	150	Horizontal	Pass
4	5783.750	104.89	-1.27	--	--	Peak	0.00	150	Horizontal	N/A
4**	5783.750	98.04	-1.27	--	--	AV	0.00	150	Horizontal	N/A
5	11565.825	48.96	-2.60	68.2	-19.24	Peak	288.00	150	Horizontal	Pass
5**	11565.825	39.91	-2.60	54.0	-14.09	AV	288.00	150	Horizontal	Pass
6	15954.600	52.10	0.55	68.2	-16.10	Peak	258.00	150	Horizontal	Pass
6**	15954.600	42.72	0.55	54.0	-11.28	AV	258.00	150	Horizontal	Pass

11n20, U-NII-3, 1 GHz to 18 GHz, Middle Channel, ANT V

No.	Frequency (MHz)	Results (dBuV/m)	Factor (dB)	Limit (dBuV/m)	Over Limit (dB)	Detector	Table (Degree)	Height (cm)	Antenna	Verdict
1	1699.700	49.34	-15.81	68.2	-18.86	Peak	289.00	150	Vertical	Pass
1**	1699.700	30.13	-15.81	54.0	-23.87	AV	289.00	150	Vertical	Pass
2	2206.500	50.25	-11.86	68.2	-17.95	Peak	231.00	150	Vertical	Pass
2**	2206.500	34.82	-11.86	54.0	-19.18	AV	231.00	150	Vertical	Pass
3	4127.500	47.00	-3.76	68.2	-21.20	Peak	58.00	150	Vertical	Pass
3**	4127.500	37.91	-3.76	54.0	-16.09	AV	58.00	150	Vertical	Pass
4	5786.250	101.64	-1.31	--	--	Peak	210.00	150	Vertical	N/A
4**	5786.250	94.52	-1.31	--	--	AV	210.00	150	Vertical	N/A
5	11552.525	49.43	-2.36	68.2	-18.77	Peak	108.00	150	Vertical	Pass
5**	11552.525	40.34	-2.36	54.0	-13.66	AV	108.00	150	Vertical	Pass
6	15597.338	51.98	0.03	68.2	-16.22	Peak	180.00	150	Vertical	Pass
6**	15597.338	41.80	0.03	54.0	-12.20	AV	180.00	150	Vertical	Pass

11n20, U-NII-3, 1 GHz to 18 GHz, High Channel, ANT H

No.	Frequency (MHz)	Results (dBuV/m)	Factor (dB)	Limit (dBuV/m)	Over Limit (dB)	Detector	Table (Degree)	Height (cm)	Antenna	Verdict
1	1111.300	41.10	-17.37	68.2	-27.10	Peak	217.00	150	Horizontal	Pass
1**	1111.300	30.20	-17.37	54.0	-23.80	AV	217.00	150	Horizontal	Pass
2	2838.900	45.09	-8.07	68.2	-23.11	Peak	114.00	150	Horizontal	Pass
2**	2838.900	35.09	-8.07	54.0	-18.91	AV	114.00	150	Horizontal	Pass
3	4122.250	46.86	-3.18	68.2	-21.34	Peak	142.00	150	Horizontal	Pass
3**	4122.250	38.44	-3.18	54.0	-15.56	AV	142.00	150	Horizontal	Pass
4	5823.500	104.89	-1.70	--	--	Peak	4.00	150	Horizontal	N/A
4**	5823.500	97.67	-1.70	--	--	AV	4.00	150	Horizontal	N/A
5	11400.762	48.97	-2.24	68.2	-19.23	Peak	332.00	150	Horizontal	Pass
5**	11400.762	39.79	-2.24	54.0	-14.21	AV	332.00	150	Horizontal	Pass
6	15863.250	51.74	0.15	68.2	-16.46	Peak	148.00	150	Horizontal	Pass
6**	15863.250	41.84	0.15	54.0	-12.16	AV	148.00	150	Horizontal	Pass

11n20, U-NII-3, 1 GHz to 18 GHz, High Channel, ANT V

No.	Frequency (MHz)	Results (dBuV/m)	Factor (dB)	Limit (dBuV/m)	Over Limit (dB)	Detector	Table (Degree)	Height (cm)	Antenna	Verdict
1	1688.600	49.35	-16.04	68.2	-18.85	Peak	280.00	150	Vertical	Pass
1**	1688.600	30.94	-16.04	54.0	-23.06	AV	280.00	150	Vertical	Pass
2	2206.200	50.26	-11.88	68.2	-17.94	Peak	229.00	150	Vertical	Pass
2**	2206.200	38.95	-11.88	54.0	-15.05	AV	229.00	150	Vertical	Pass
3	4125.000	48.10	-3.43	68.2	-20.10	Peak	86.00	150	Vertical	Pass
3**	4125.000	38.33	-3.43	54.0	-15.67	AV	86.00	150	Vertical	Pass
4	5824.000	101.62	-1.66	--	--	Peak	334.00	150	Vertical	N/A
4**	5824.000	94.30	-1.66	--	--	AV	334.00	150	Vertical	N/A
5	12392.563	50.15	-1.86	68.2	-18.05	Peak	131.00	150	Vertical	Pass
5**	12392.563	39.82	-1.86	54.0	-14.18	AV	131.00	150	Vertical	Pass
6	15841.463	51.48	0.12	68.2	-16.72	Peak	309.00	150	Vertical	Pass
6**	15841.463	42.56	0.12	54.0	-11.44	AV	309.00	150	Vertical	Pass

11n40, U-NII-3, 1 GHz to 18 GHz, Low Channel, ANT H

No.	Frequency (MHz)	Results (dBuV/m)	Factor (dB)	Limit (dBuV/m)	Over Limit (dB)	Detector	Table (Degree)	Height (cm)	Antenna	Verdict
1	1330.000	44.90	-16.13	68.2	-23.30	Peak	207.00	150	Horizontal	Pass
1**	1330.000	32.14	-16.13	54.0	-21.86	AV	207.00	150	Horizontal	Pass
2	2811.000	44.84	-7.89	68.2	-23.36	Peak	181.00	150	Horizontal	Pass
2**	2811.000	35.17	-7.89	54.0	-18.83	AV	181.00	150	Horizontal	Pass
3	4167.500	46.66	-4.53	68.2	-21.54	Peak	167.00	150	Horizontal	Pass
3**	4167.500	37.71	-4.53	54.0	-16.29	AV	167.00	150	Horizontal	Pass
4	5752.250	101.53	-1.15	--	--	Peak	0.00	150	Horizontal	N/A
4**	5752.250	94.27	-1.15	--	--	AV	0.00	150	Horizontal	N/A
5	11550.625	49.34	-2.32	68.2	-18.86	Peak	23.00	150	Horizontal	Pass
5**	11550.625	40.42	-2.32	54.0	-13.58	AV	23.00	150	Horizontal	Pass
6	15609.413	51.73	-0.38	68.2	-16.47	Peak	308.00	150	Horizontal	Pass
6**	15609.413	42.05	-0.38	54.0	-11.95	AV	308.00	150	Horizontal	Pass

11n40, U-NII-3, 1 GHz to 18 GHz, Low Channel, ANT V

No.	Frequency (MHz)	Results (dBuV/m)	Factor (dB)	Limit (dBuV/m)	Over Limit (dB)	Detector	Table (Degree)	Height (cm)	Antenna	Verdict
1	1699.600	50.64	-15.81	68.2	-17.56	Peak	310.00	150	Vertical	Pass
1**	1699.600	35.03	-15.81	54.0	-18.97	AV	310.00	150	Vertical	Pass
2	2283.000	46.80	-11.00	68.2	-21.40	Peak	288.00	150	Vertical	Pass
2**	2283.000	36.17	-11.00	54.0	-17.83	AV	288.00	150	Vertical	Pass
3	3810.000	46.43	-5.08	68.2	-21.77	Peak	228.00	150	Vertical	Pass
3**	3810.000	37.29	-5.08	54.0	-16.71	AV	228.00	150	Vertical	Pass
4	5751.250	98.40	-1.06	--	--	Peak	344.00	150	Vertical	N/A
4**	5751.250	91.36	-1.06	--	--	AV	344.00	150	Vertical	N/A
5	11378.675	49.42	-2.80	68.2	-18.78	Peak	330.00	150	Vertical	Pass
5**	11378.675	40.40	-2.80	54.0	-13.60	AV	330.00	150	Vertical	Pass
6	15911.026	52.36	0.06	68.2	-15.84	Peak	0.00	150	Vertical	Pass
6**	15911.026	41.55	0.06	54.0	-12.45	AV	0.00	150	Vertical	Pass

11n40, U-NII-3, 1 GHz to 18 GHz, High Channel, ANT H

No.	Frequency (MHz)	Results (dBuV/m)	Factor (dB)	Limit (dBuV/m)	Over Limit (dB)	Detector	Table (Degree)	Height (cm)	Antenna	Verdict
1	1329.700	42.74	-16.14	68.2	-25.46	Peak	108.00	150	Horizontal	Pass
1**	1329.700	31.88	-16.14	54.0	-22.12	AV	108.00	150	Horizontal	Pass
2	2830.800	45.39	-7.76	68.2	-22.81	Peak	123.00	150	Horizontal	Pass
2**	2830.800	35.81	-7.76	54.0	-18.19	AV	123.00	150	Horizontal	Pass
3	4113.250	47.20	-3.71	68.2	-21.00	Peak	124.00	150	Horizontal	Pass
3**	4113.250	38.22	-3.71	54.0	-15.78	AV	124.00	150	Horizontal	Pass
4	5791.000	102.31	-1.38	--	--	Peak	360.00	150	Horizontal	N/A
4**	5791.000	95.40	-1.38	--	--	AV	360.00	150	Horizontal	N/A
5	11577.224	48.82	-2.80	68.2	-19.38	Peak	34.00	150	Horizontal	Pass
5**	11577.224	40.12	-2.80	54.0	-13.88	AV	34.00	150	Horizontal	Pass
6	15898.424	51.29	-0.10	68.2	-16.91	Peak	76.00	150	Horizontal	Pass
6**	15898.424	41.68	-0.10	54.0	-12.32	AV	76.00	150	Horizontal	Pass

11n40, U-NII-3, 1 GHz to 18 GHz, High Channel, ANT V

No.	Frequency (MHz)	Results (dBuV/m)	Factor (dB)	Limit (dBuV/m)	Over Limit (dB)	Detector	Table (Degree)	Height (cm)	Antenna	Verdict
1	1706.800	53.59	-16.02	68.2	-14.61	Peak	289.00	150	Vertical	Pass
1**	1706.800	33.56	-16.02	54.0	-20.44	AV	289.00	150	Vertical	Pass
2	2267.700	48.97	-10.97	68.2	-19.23	Peak	285.00	150	Vertical	Pass
2**	2267.700	33.13	-10.97	54.0	-20.87	AV	285.00	150	Vertical	Pass
3	4130.750	47.11	-4.11	68.2	-21.09	Peak	164.00	150	Vertical	Pass
3**	4130.750	37.42	-4.11	54.0	-16.58	AV	164.00	150	Vertical	Pass
4	5794.000	98.29	-1.34	--	--	Peak	197.00	150	Vertical	N/A
4**	5794.000	90.94	-1.34	--	--	AV	197.00	150	Vertical	N/A
5	12390.187	50.10	-1.89	68.2	-18.10	Peak	143.00	150	Vertical	Pass
5**	12390.187	40.49	-1.89	54.0	-13.51	AV	143.00	150	Vertical	Pass
6	15604.163	51.70	-0.11	68.2	-16.50	Peak	193.00	150	Vertical	Pass
6**	15604.163	41.96	-0.11	54.0	-12.04	AV	193.00	150	Vertical	Pass

11ac20, U-NII-3, 1 GHz to 18 GHz, Low Channel, ANT H

No.	Frequency (MHz)	Results (dBuV/m)	Factor (dB)	Limit (dBuV/m)	Over Limit (dB)	Detector	Table (Degree)	Height (cm)	Antenna	Verdict
1	1109.800	40.33	-17.23	68.2	-27.87	Peak	133.00	150	Horizontal	Pass
1**	1109.800	32.83	-17.23	54.0	-21.17	AV	133.00	150	Horizontal	Pass
2	2800.800	44.67	-8.59	68.2	-23.53	Peak	287.00	150	Horizontal	Pass
2**	2800.800	36.16	-8.59	54.0	-17.84	AV	287.00	150	Horizontal	Pass
3	3830.000	47.96	-5.37	68.2	-20.24	Peak	360.00	150	Horizontal	Pass
3**	3830.000	44.36	-5.37	54.0	-9.64	AV	360.00	150	Horizontal	Pass
4	5747.500	106.36	-1.20	--	--	Peak	183.00	150	Horizontal	N/A
4**	5747.500	98.84	-1.20	--	--	AV	183.00	150	Horizontal	N/A
5	12142.474	51.27	-2.02	68.2	-16.93	Peak	83.00	150	Horizontal	Pass
5**	12142.474	40.89	-2.02	54.0	-13.11	AV	83.00	150	Horizontal	Pass
6	15847.763	51.41	0.21	68.2	-16.79	Peak	342.00	150	Horizontal	Pass
6**	15847.763	42.36	0.21	54.0	-11.64	AV	342.00	150	Horizontal	Pass

11ac20, U-NII-3, 1 GHz to 18 GHz, Low Channel, ANT V

No.	Frequency (MHz)	Results (dBuV/m)	Factor (dB)	Limit (dBuV/m)	Over Limit (dB)	Detector	Table (Degree)	Height (cm)	Antenna	Verdict
1	1185.400	43.29	-16.72	68.2	-24.91	Peak	231.00	150	Vertical	Pass
1**	1185.400	28.93	-16.72	54.0	-25.07	AV	231.00	150	Vertical	Pass
2	2815.400	45.08	-7.85	68.2	-23.12	Peak	60.00	150	Vertical	Pass
2**	2815.400	35.69	-7.85	54.0	-18.31	AV	60.00	150	Vertical	Pass
3	3829.500	46.51	-5.49	68.2	-21.69	Peak	348.00	150	Vertical	Pass
3**	3829.500	37.53	-5.49	54.0	-16.47	AV	348.00	150	Vertical	Pass
4	5743.250	107.88	-1.26	--	--	Peak	237.00	150	Vertical	N/A
4**	5743.250	99.50	-1.26	--	--	AV	237.00	150	Vertical	N/A
5	11558.462	49.54	-2.46	68.2	-18.66	Peak	330.00	150	Vertical	Pass
5**	11558.462	41.38	-2.46	54.0	-12.62	AV	330.00	150	Vertical	Pass
6	15946.463	52.36	0.63	68.2	-15.84	Peak	276.00	150	Vertical	Pass
6**	15946.463	44.13	0.63	54.0	-9.87	AV	276.00	150	Vertical	Pass

11ac20, U-NII-3, 1 GHz to 18 GHz, Middle Channel, ANT H

No.	Frequency (MHz)	Results (dBuV/m)	Factor (dB)	Limit (dBuV/m)	Over Limit (dB)	Detector	Table (Degree)	Height (cm)	Antenna	Verdict
1	1108.900	39.92	-17.19	68.2	-28.28	Peak	218.00	150	Horizontal	Pass
1**	1108.900	29.35	-17.19	54.0	-24.65	AV	218.00	150	Horizontal	Pass
2	2775.000	44.87	-7.96	68.2	-23.33	Peak	143.00	150	Horizontal	Pass
2**	2775.000	35.27	-7.96	54.0	-18.73	AV	143.00	150	Horizontal	Pass
3	3890.250	49.25	-5.17	68.2	-18.95	Peak	356.00	150	Horizontal	Pass
3**	3890.250	45.54	-5.17	54.0	-8.46	AV	356.00	150	Horizontal	Pass
4	5836.750	106.91	-1.10	--	--	Peak	32.00	150	Horizontal	N/A
4**	5836.750	99.30	-1.10	--	--	AV	32.00	150	Horizontal	N/A
5	11567.725	50.94	-2.63	68.2	-17.26	Peak	39.00	150	Horizontal	Pass
5**	11567.725	40.21	-2.63	54.0	-13.79	AV	39.00	150	Horizontal	Pass
6	15965.887	51.44	0.22	68.2	-16.76	Peak	340.00	150	Horizontal	Pass
6**	15965.887	41.28	0.22	54.0	-12.72	AV	340.00	150	Horizontal	Pass

11ac20, U-NII-3, 1 GHz to 18 GHz, Middle Channel, ANT V

No.	Frequency (MHz)	Results (dBuV/m)	Factor (dB)	Limit (dBuV/m)	Over Limit (dB)	Detector	Table (Degree)	Height (cm)	Antenna	Verdict
1	1192.200	43.26	-16.73	68.2	-24.94	Peak	189.00	150	Vertical	Pass
1**	1192.200	33.22	-16.73	54.0	-20.78	AV	189.00	150	Vertical	Pass
2	2821.800	45.40	-7.64	68.2	-22.80	Peak	268.20	150	Vertical	Pass
2**	2821.800	35.89	-7.64	54.0	-18.11	AV	268.20	150	Vertical	Pass
3	4122.750	47.41	-3.21	68.2	-20.79	Peak	325.00	150	Vertical	Pass
3**	4122.750	37.38	-3.21	54.0	-16.62	AV	325.00	150	Vertical	Pass
4	5783.500	107.98	-1.30	--	--	Peak	222.00	150	Vertical	N/A
4**	5783.500	101.10	-1.30	--	--	AV	222.00	150	Vertical	N/A
5	12144.375	50.10	-1.99	68.2	-18.10	Peak	107.00	150	Vertical	Pass
5**	12144.375	41.54	-1.99	54.0	-12.46	AV	107.00	150	Vertical	Pass
6	15865.088	51.51	0.14	68.2	-16.69	Peak	353.00	150	Vertical	Pass
6**	15865.088	42.09	0.14	54.0	-11.91	AV	353.00	150	Vertical	Pass

11ac20, U-NII-3, 1 GHz to 18 GHz, High Channel, ANT H

No.	Frequency (MHz)	Results (dBuV/m)	Factor (dB)	Limit (dBuV/m)	Over Limit (dB)	Detector	Table (Degree)	Height (cm)	Antenna	Verdict
1	1111.500	40.76	-17.38	68.2	-27.44	Peak	231.00	150	Horizontal	Pass
1**	1111.500	32.64	-17.38	54.0	-21.36	AV	231.00	150	Horizontal	Pass
2	2860.800	45.85	-7.97	68.2	-22.35	Peak	239.00	150	Horizontal	Pass
2**	2860.800	35.91	-7.97	54.0	-18.09	AV	239.00	150	Horizontal	Pass
3	3883.500	47.88	-5.35	68.2	-20.32	Peak	350.00	150	Horizontal	Pass
3**	3883.500	45.92	-5.35	54.0	-8.08	AV	350.00	150	Horizontal	Pass
4	5826.750	106.84	-1.56	--	--	Peak	215.00	150	Horizontal	N/A
4**	5826.750	98.66	-1.56	--	--	AV	215.00	150	Horizontal	N/A
5	11535.901	49.58	-2.83	68.2	-18.62	Peak	50.00	150	Horizontal	Pass
5**	11535.901	40.82	-2.83	54.0	-13.18	AV	50.00	150	Horizontal	Pass
6	15956.175	51.57	0.51	68.2	-16.63	Peak	353.00	150	Horizontal	Pass
6**	15956.175	43.20	0.51	54.0	-10.80	AV	353.00	150	Horizontal	Pass

11ac20, U-NII-3, 1 GHz to 18 GHz, High Channel, ANT V

No.	Frequency (MHz)	Results (dBuV/m)	Factor (dB)	Limit (dBuV/m)	Over Limit (dB)	Detector	Table (Degree)	Height (cm)	Antenna	Verdict
1	1072.800	42.22	-17.61	68.2	-25.98	Peak	252.00	150	Vertical	Pass
1**	1072.800	30.16	-17.61	54.0	-23.84	AV	252.00	150	Vertical	Pass
2	2838.400	45.56	-8.07	68.2	-22.64	Peak	70.00	150	Vertical	Pass
2**	2838.400	35.61	-8.07	54.0	-18.39	AV	70.00	150	Vertical	Pass
3	4187.250	47.70	-3.41	68.2	-20.50	Peak	0.00	150	Vertical	Pass
3**	4187.250	38.67	-3.41	54.0	-15.33	AV	0.00	150	Vertical	Pass
4	5827.000	107.67	-1.55	--	--	Peak	209.00	150	Vertical	N/A
4**	5827.000	100.69	-1.55	--	--	AV	209.00	150	Vertical	N/A
5	11570.813	50.53	-2.69	68.2	-17.67	Peak	103.00	150	Vertical	Pass
5**	11570.813	40.61	-2.69	54.0	-13.39	AV	103.00	150	Vertical	Pass
6	15934.913	52.48	0.45	68.2	-15.72	Peak	17.00	150	Vertical	Pass
6**	15934.913	42.94	0.45	54.0	-11.06	AV	17.00	150	Vertical	Pass

11ac40, U-NII-3, 1 GHz to 18 GHz, Low Channel, ANT H

No.	Frequency (MHz)	Results (dBuV/m)	Factor (dB)	Limit (dBuV/m)	Over Limit (dB)	Detector	Table (Degree)	Height (cm)	Antenna	Verdict
1	1111.800	41.69	-18.15	68.2	-26.51	Peak	154.00	150	Horizontal	Pass
1**	1111.800	31.23	-18.15	54.0	-22.77	AV	154.00	150	Horizontal	Pass
2	2821.700	43.47	-10.84	68.2	-24.73	Peak	159.00	150	Horizontal	Pass
2**	2821.700	33.91	-10.84	54.0	-20.09	AV	159.00	150	Horizontal	Pass
3	3837.000	49.41	-6.39	68.2	-18.79	Peak	179.00	150	Horizontal	Pass
3**	3837.000	46.89	-6.39	54.0	-7.11	AV	179.00	150	Horizontal	Pass
4	5747.500	105.10	-2.90	--	--	Peak	360.00	150	Horizontal	N/A
4**	5747.500	96.33	-2.90	--	--	AV	360.00	150	Horizontal	N/A
5	11869.587	51.17	-3.26	68.2	-17.03	Peak	308.00	150	Horizontal	Pass
5**	11869.587	41.95	-3.26	54.0	-12.05	AV	308.00	150	Horizontal	Pass
6	15704.963	51.15	-0.00	68.2	-17.05	Peak	17.00	150	Horizontal	Pass
6**	15704.963	41.85	-0.00	54.0	-12.15	AV	17.00	150	Horizontal	Pass

11ac40, U-NII-3, 1 GHz to 18 GHz, Low Channel, ANT V

No.	Frequency (MHz)	Results (dBuV/m)	Factor (dB)	Limit (dBuV/m)	Over Limit (dB)	Detector	Table (Degree)	Height (cm)	Antenna	Verdict
1	1110.900	40.73	-18.20	68.2	-27.47	Peak	199.00	150	Vertical	Pass
1**	1110.900	31.60	-18.20	54.0	-22.40	AV	199.00	150	Vertical	Pass
2	2742.700	43.05	-10.50	68.2	-25.15	Peak	69.00	150	Vertical	Pass
2**	2742.700	33.53	-10.50	54.0	-20.47	AV	69.00	150	Vertical	Pass
3	4261.500	48.75	-4.80	68.2	-19.45	Peak	112.00	150	Vertical	Pass
3**	4261.500	40.44	-4.80	54.0	-13.56	AV	112.00	150	Vertical	Pass
4	5747.500	104.20	-2.90	--	--	Peak	153.00	150	Vertical	N/A
4**	5747.500	95.30	-2.90	--	--	AV	153.00	150	Vertical	N/A
5	11840.850	50.11	-3.26	68.2	-18.09	Peak	227.00	150	Vertical	Pass
5**	11840.850	39.89	-3.26	54.0	-14.11	AV	227.00	150	Vertical	Pass
6	15738.037	51.81	-0.70	68.2	-16.39	Peak	17.00	150	Vertical	Pass
6**	15738.037	41.59	-0.70	54.0	-12.41	AV	17.00	150	Vertical	Pass

11ac40, U-NII-3, 1 GHz to 18 GHz, High Channel, ANT H

No.	Frequency (MHz)	Results (dBuV/m)	Factor (dB)	Limit (dBuV/m)	Over Limit (dB)	Detector	Table (Degree)	Height (cm)	Antenna	Verdict
1	1114.200	41.66	-17.86	68.2	-26.54	Peak	225.00	150	Horizontal	Pass
1**	1114.200	34.58	-17.86	54.0	-19.42	AV	225.00	150	Horizontal	Pass
2	2813.600	43.37	-10.88	68.2	-24.83	Peak	109.00	150	Horizontal	Pass
2**	2813.600	33.76	-10.88	54.0	-20.24	AV	109.00	150	Horizontal	Pass
3	3863.500	49.06	-6.63	68.2	-19.14	Peak	178.00	150	Horizontal	Pass
3**	3863.500	45.63	-6.63	54.0	-8.37	AV	178.00	150	Horizontal	Pass
4	5797.750	105.39	-2.94	--	--	Peak	345.00	150	Horizontal	N/A
4**	5797.750	97.49	-2.94	--	--	AV	345.00	150	Horizontal	N/A
5	12328.200	50.53	-2.65	68.2	-17.67	Peak	301.00	150	Horizontal	Pass
5**	12328.200	40.70	-2.65	54.0	-13.30	AV	301.00	150	Horizontal	Pass
6	15858.525	52.17	-0.84	68.2	-16.03	Peak	2.00	150	Horizontal	Pass
6**	15858.525	41.41	-0.84	54.0	-12.59	AV	2.00	150	Horizontal	Pass

11ac40, U-NII-3, 1 GHz to 18 GHz, High Channel, ANT V

No.	Frequency (MHz)	Results (dBuV/m)	Factor (dB)	Limit (dBuV/m)	Over Limit (dB)	Detector	Table (Degree)	Height (cm)	Antenna	Verdict
1	1111.300	41.63	-18.20	68.2	-26.57	Peak	207.00	150	Vertical	Pass
1**	1111.300	32.51	-18.20	54.0	-21.49	AV	207.00	150	Vertical	Pass
2	2834.600	43.69	-10.74	68.2	-24.51	Peak	189.00	150	Vertical	Pass
2**	2834.600	33.68	-10.74	54.0	-20.32	AV	189.00	150	Vertical	Pass
3	4249.000	48.76	-4.35	68.2	-19.44	Peak	270.00	150	Vertical	Pass
3**	4249.000	39.31	-4.35	54.0	-14.69	AV	270.00	150	Vertical	Pass
4	5800.250	103.01	-2.87	--	--	Peak	222.00	150	Vertical	N/A
4**	5800.250	97.09	-2.87	--	--	AV	222.00	150	Vertical	N/A
5	12472.600	50.35	-2.30	68.2	-17.85	Peak	8.00	150	Vertical	Pass
5**	12472.600	41.05	-2.30	54.0	-12.95	AV	8.00	150	Vertical	Pass
6	15965.100	51.49	-0.21	68.2	-16.71	Peak	2.00	150	Vertical	Pass
6**	15965.100	42.62	-0.21	54.0	-11.38	AV	2.00	150	Vertical	Pass

11ac80, U-NII-3, 1 GHz to 18 GHz, Middle Channel, ANT H

No.	Frequency (MHz)	Results (dBuV/m)	Factor (dB)	Limit (dBuV/m)	Over Limit (dB)	Detector	Table (Degree)	Height (cm)	Antenna	Verdict
1	1110.000	44.05	-18.21	68.2	-24.15	Peak	237.00	150	Horizontal	Pass
1**	1110.000	34.51	-18.21	54.0	-19.49	AV	237.00	150	Horizontal	Pass
2	2817.000	43.11	-10.92	68.2	-25.09	Peak	69.00	150	Horizontal	Pass
2**	2817.000	34.29	-10.92	54.0	-19.71	AV	69.00	150	Horizontal	Pass
3	3850.250	49.72	-6.61	68.2	-18.48	Peak	189.00	150	Horizontal	Pass
3**	3850.250	47.41	-6.61	54.0	-6.59	AV	189.00	150	Horizontal	Pass
4	5782.500	102.14	-3.03	--	--	Peak	222.00	150	Horizontal	N/A
4**	5782.500	95.76	-3.03	--	--	AV	222.00	150	Horizontal	N/A
5	12306.825	50.40	-2.49	68.2	-17.80	Peak	358.00	150	Horizontal	Pass
5**	12306.825	40.78	-2.49	54.0	-13.22	AV	358.00	150	Horizontal	Pass
6	16001.849	51.82	-0.15	68.2	-16.38	Peak	0.00	150	Horizontal	Pass
6**	16001.849	43.13	-0.15	54.0	-10.87	AV	0.00	150	Horizontal	Pass

11ac80, U-NII-3, 1 GHz to 18 GHz, Middle Channel, ANT V

No.	Frequency (MHz)	Results (dBuV/m)	Factor (dB)	Limit (dBuV/m)	Over Limit (dB)	Detector	Table (Degree)	Height (cm)	Antenna	Verdict
1	1078.900	42.11	-18.26	68.2	-26.09	Peak	176.00	150	Vertical	Pass
1**	1078.900	26.99	-18.26	54.0	-27.01	AV	176.00	150	Vertical	Pass
2	2836.900	43.41	-10.67	68.2	-24.79	Peak	35.00	150	Vertical	Pass
2**	2836.900	33.74	-10.67	54.0	-20.26	AV	35.00	150	Vertical	Pass
3	4263.250	49.24	-4.97	68.2	-18.96	Peak	53.00	150	Vertical	Pass
3**	4263.250	39.26	-4.97	54.0	-14.74	AV	53.00	150	Vertical	Pass
4	5764.000	101.78	-2.89	--	--	Peak	208.00	150	Vertical	N/A
4**	5764.000	94.67	-2.89	--	--	AV	208.00	150	Vertical	N/A
5	11894.287	50.21	-3.33	68.2	-17.99	Peak	85.00	150	Vertical	Pass
5**	11894.287	40.37	-3.33	54.0	-13.63	AV	85.00	150	Vertical	Pass
6	15650.099	51.51	-1.33	68.2	-16.69	Peak	17.00	150	Vertical	Pass
6**	15650.099	41.23	-1.33	54.0	-12.77	AV	17.00	150	Vertical	Pass

MIMO

11a, U-NII-1, 1 GHz to 18 GHz, Low Channel, ANT H

No.	Frequency (MHz)	Results (dBuV/m)	Factor (dB)	Limit (dBuV/m)	Over Limit (dB)	Detector	Table (Degree)	Height (cm)	Antenna	Verdict
1	1080.200	47.55	-17.53	68.2	-20.65	Peak	231.00	150	Horizontal	Pass
1**	1080.200	34.13	-17.53	54.0	-19.87	AV	231.00	150	Horizontal	Pass
2	2778.200	45.56	-8.40	68.2	-22.64	Peak	335.00	150	Horizontal	Pass
2**	2778.200	35.39	-8.40	54.0	-18.61	AV	335.00	150	Horizontal	Pass
3	4136.000	47.04	-4.76	68.2	-21.16	Peak	92.00	150	Horizontal	Pass
3**	4136.000	37.40	-4.76	54.0	-16.60	AV	92.00	150	Horizontal	Pass
4	5176.750	109.00	-2.18	--	--	Peak	59.00	150	Horizontal	N/A
4**	5176.750	102.10	-2.18	--	--	AV	59.00	150	Horizontal	N/A
5	10359.088	51.64	-2.75	68.2	-16.56	Peak	355.00	150	Horizontal	Pass
5**	10359.088	44.22	-2.75	--	--	AV	355.00	150	Horizontal	N/A
6	15955.912	51.99	0.51	68.2	-22.01	Peak	63.00	150	Horizontal	Pass
6**	15955.912	42.43	0.51	54.0	-11.57	AV	63.00	150	Horizontal	Pass

11a, U-NII-1, 1 GHz to 18 GHz, Low Channel, ANT V

No.	Frequency (MHz)	Results (dBuV/m)	Factor (dB)	Limit (dBuV/m)	Over Limit (dB)	Detector	Table (Degree)	Height (cm)	Antenna	Verdict
1	1172.800	41.94	-16.99	68.2	-26.26	Peak	325.00	150	Vertical	Pass
1**	1172.800	34.30	-16.99	54.0	-19.70	AV	325.00	150	Vertical	Pass
2	2786.900	46.14	-8.73	68.2	-22.06	Peak	53.00	150	Vertical	Pass
2**	2786.900	35.24	-8.73	54.0	-18.76	AV	53.00	150	Vertical	Pass
3	4178.000	48.19	-3.83	68.2	-20.01	Peak	161.00	150	Vertical	Pass
3**	4178.000	38.04	-3.83	54.0	-15.96	AV	161.00	150	Vertical	Pass
4	5181.000	109.37	-2.22	--	--	Peak	351.00	150	Vertical	N/A
4**	5181.000	102.22	-2.22	--	--	AV	351.00	150	Vertical	N/A
5	10358.375	49.72	-2.75	68.2	-18.48	Peak	285.00	150	Vertical	Pass
5**	10358.375	46.09	-2.75	--	--	AV	285.00	150	Vertical	N/A
6	16105.800	52.35	-0.61	68.2	-21.65	Peak	131.00	150	Vertical	Pass
6**	16105.800	42.06	-0.61	54.0	-11.94	AV	131.00	150	Vertical	Pass

11a, U-NII-1, 1 GHz to 18 GHz, Middle Channel, ANT H

No.	Frequency (MHz)	Results (dBuV/m)	Factor (dB)	Limit (dBuV/m)	Over Limit (dB)	Detector	Table (Degree)	Height (cm)	Antenna	Verdict
1	1193.900	41.63	-16.76	68.2	-26.57	Peak	334.00	150	Horizontal	Pass
1**	1193.900	29.70	-16.76	54.0	-24.30	AV	334.00	150	Horizontal	Pass
2	2807.000	45.23	-8.10	68.2	-22.97	Peak	67.00	150	Horizontal	Pass
2**	2807.000	35.42	-8.10	54.0	-18.58	AV	67.00	150	Horizontal	Pass
3	4124.000	47.51	-3.32	68.2	-20.69	Peak	219.00	150	Horizontal	Pass
3**	4124.000	38.97	-3.32	54.0	-15.03	AV	219.00	150	Horizontal	Pass
4	5217.000	110.70	-1.26	--	--	Peak	355.00	150	Horizontal	N/A
4**	5217.000	104.61	-1.26	--	--	AV	355.00	150	Horizontal	N/A
5	11739.675	49.16	-3.61	68.2	-19.04	Peak	267.00	150	Horizontal	Pass
5**	11739.675	39.64	-3.61	54.0	-14.36	AV	267.00	150	Horizontal	Pass
6	15941.213	51.63	0.55	68.2	-16.57	Peak	260.00	150	Horizontal	Pass
6**	15941.213	43.32	0.55	54.0	-10.68	AV	260.00	150	Horizontal	Pass

11a, U-NII-1, 1 GHz to 18 GHz, Middle Channel, ANT V

No.	Frequency (MHz)	Results (dBuV/m)	Factor (dB)	Limit (dBuV/m)	Over Limit (dB)	Detector	Table (Degree)	Height (cm)	Antenna	Verdict
1	1079.200	44.05	-17.51	68.2	-24.15	Peak	265.00	150	Vertical	Pass
1**	1079.200	29.24	-17.51	54.0	-24.76	AV	265.00	150	Vertical	Pass
2	2813.200	45.16	-7.81	68.2	-23.04	Peak	181.00	150	Vertical	Pass
2**	2813.200	35.73	-7.81	54.0	-18.27	AV	181.00	150	Vertical	Pass
3	4121.250	48.69	-3.16	68.2	-19.51	Peak	336.00	150	Vertical	Pass
3**	4121.250	38.17	-3.16	54.0	-15.83	AV	336.00	150	Vertical	Pass
4	5219.250	111.88	-1.40	--	-128.12	Peak	240.00	150	Vertical	N/A
4**	5219.250	105.01	-1.40	--	105.01	AV	240.00	150	Vertical	N/A
5	12397.550	50.13	-1.79	68.2	-18.07	Peak	332.00	150	Vertical	Pass
5**	12397.550	41.44	-1.79	54.0	-12.56	AV	332.00	150	Vertical	Pass
6	15949.875	52.13	0.69	68.2	-16.07	Peak	316.00	150	Vertical	Pass
6**	15949.875	43.60	0.69	54.0	-10.40	AV	316.00	150	Vertical	Pass

11a, U-NII-1, 1 GHz to 18 GHz, High Channel, ANT H

No.	Frequency (MHz)	Results (dBuV/m)	Factor (dB)	Limit (dBuV/m)	Over Limit (dB)	Detector	Table (Degree)	Height (cm)	Antenna	Verdict
1	1110.100	39.81	-17.26	68.2	-28.39	Peak	227.00	150	Horizontal	Pass
1**	1110.100	30.70	-17.26	54.0	-23.30	AV	227.00	150	Horizontal	Pass
2	2832.200	45.16	-7.88	68.2	-23.04	Peak	186.00	150	Horizontal	Pass
2**	2832.200	35.97	-7.88	54.0	-18.03	AV	186.00	150	Horizontal	Pass
3	4123.500	47.50	-3.27	68.2	-20.70	Peak	82.00	150	Horizontal	Pass
3**	4123.500	38.88	-3.27	54.0	-15.12	AV	82.00	150	Horizontal	Pass
4	5243.750	110.08	-2.61	--	--	Peak	242.00	150	Horizontal	N/A
4**	5243.750	103.25	-2.61	--	--	AV	242.00	150	Horizontal	N/A
5	12127.275	50.89	-2.23	68.2	-17.31	Peak	111.00	150	Horizontal	Pass
5**	12127.275	40.88	-2.23	54.0	-13.12	AV	111.00	150	Horizontal	Pass
6	15966.675	52.05	0.19	68.2	-16.15	Peak	40.00	150	Horizontal	Pass
6**	15966.675	42.75	0.19	54.0	-11.25	AV	40.00	150	Horizontal	Pass

11a, U-NII-1, 1 GHz to 18 GHz, High Channel, ANT V

No.	Frequency (MHz)	Results (dBuV/m)	Factor (dB)	Limit (dBuV/m)	Over Limit (dB)	Detector	Table (Degree)	Height (cm)	Antenna	Verdict
1	1081.400	42.16	-17.53	68.2	-26.04	Peak	232.00	150	Vertical	Pass
1**	1081.400	27.37	-17.53	54.0	-26.63	AV	232.00	150	Vertical	Pass
2	2831.200	45.35	-7.79	68.2	-22.85	Peak	360.00	150	Vertical	Pass
2**	2831.200	36.54	-7.79	54.0	-17.46	AV	360.00	150	Vertical	Pass
3	4006.500	47.18	-4.38	68.2	-21.02	Peak	0.00	150	Vertical	Pass
3**	4006.500	37.10	-4.38	54.0	-16.90	AV	0.00	150	Vertical	Pass
4	5235.000	110.22	-2.35	--	--	Peak	237.00	150	Vertical	N/A
4**	5235.000	102.50	-2.35	--	--	AV	237.00	150	Vertical	N/A
5	12390.425	50.08	-1.89	68.2	-18.12	Peak	114.00	150	Vertical	Pass
5**	12390.425	41.61	-1.89	54.0	-12.39	AV	114.00	150	Vertical	Pass
6	15944.887	51.90	0.61	68.2	-16.30	Peak	98.00	150	Vertical	Pass
6**	15944.887	42.85	0.61	54.0	-11.15	AV	98.00	150	Vertical	Pass

11n20, U-NII-1, 1 GHz to 18 GHz, Low Channel, ANT H

No.	Frequency (MHz)	Results (dBuV/m)	Factor (dB)	Limit (dBuV/m)	Over Limit (dB)	Detector	Table (Degree)	Height (cm)	Antenna	Verdict
1	1110.300	40.46	-17.27	68.2	-27.74	Peak	215.00	150	Horizontal	Pass
1**	1110.300	32.20	-17.27	54.0	-21.80	AV	215.00	150	Horizontal	Pass
2	2819.800	45.42	-7.58	68.2	-22.78	Peak	335.00	150	Horizontal	Pass
2**	2819.800	35.63	-7.58	54.0	-18.37	AV	335.00	150	Horizontal	Pass
3	4190.500	48.08	-3.39	68.2	-20.12	Peak	115.00	150	Horizontal	Pass
3**	4190.500	38.96	-3.39	54.0	-15.04	AV	115.00	150	Horizontal	Pass
4	5181.250	108.09	-2.22	--	--	Peak	0.00	150	Horizontal	N/A
4**	5181.250	101.21	-2.22	--	--	AV	0.00	150	Horizontal	N/A
5	12122.050	49.88	-2.31	68.2	-18.32	Peak	223.00	150	Horizontal	Pass
5**	12122.050	39.79	-2.31	54.0	-14.21	AV	223.00	150	Horizontal	Pass
6	15950.662	52.57	0.67	68.2	-15.63	Peak	98.00	150	Horizontal	Pass
6**	15950.662	42.85	0.67	54.0	-11.15	AV	98.00	150	Horizontal	Pass

11n20, U-NII-1, 1 GHz to 18 GHz, Low Channel, ANT V

No.	Frequency (MHz)	Results (dBuV/m)	Factor (dB)	Limit (dBuV/m)	Over Limit (dB)	Detector	Table (Degree)	Height (cm)	Antenna	Verdict
1	1080.900	41.55	-17.53	68.2	-26.65	Peak	222.00	150	Vertical	Pass
1**	1080.900	29.06	-17.53	54.0	-24.94	AV	222.00	150	Vertical	Pass
2	2870.600	45.53	-8.15	68.2	-22.67	Peak	230.00	150	Vertical	Pass
2**	2870.600	35.71	-8.15	54.0	-18.29	AV	230.00	150	Vertical	Pass
3	4189.250	47.78	-3.43	68.2	-20.42	Peak	50.00	150	Vertical	Pass
3**	4189.250	38.07	-3.43	54.0	-15.93	AV	50.00	150	Vertical	Pass
4	5177.500	108.88	-2.15	--	–	Peak	235.00	150	Vertical	N/A
4**	5177.500	101.60	-2.15	--	–	AV	235.00	150	Vertical	N/A
5	11557.512	49.49	-2.45	68.2	-18.71	Peak	320.00	150	Vertical	Pass
5**	11557.512	40.46	-2.45	54.0	-13.54	AV	320.00	150	Vertical	Pass
6	15833.850	52.09	0.01	68.2	-16.11	Peak	201.00	150	Vertical	Pass
6**	15833.850	42.30	0.01	54.0	-11.70	AV	201.00	150	Vertical	Pass

11n20, U-NII-1, 1 GHz to 18 GHz, Middle Channel, ANT H

No.	Frequency (MHz)	Results (dBuV/m)	Factor (dB)	Limit (dBuV/m)	Over Limit (dB)	Detector	Table (Degree)	Height (cm)	Antenna	Verdict
1	1080.100	39.08	-17.53	68.2	-29.12	Peak	286.00	150	Horizontal	Pass
1**	1080.100	34.10	-17.53	54.0	-19.90	AV	286.00	150	Horizontal	Pass
2	2804.900	45.40	-8.48	68.2	-22.80	Peak	294.00	150	Horizontal	Pass
2**	2804.900	35.54	-8.48	54.0	-18.46	AV	294.00	150	Horizontal	Pass
3	4174.750	47.66	-4.09	68.2	-20.54	Peak	225.00	150	Horizontal	Pass
3**	4174.750	38.66	-4.09	54.0	-15.34	AV	225.00	150	Horizontal	Pass
4	5221.250	110.22	-1.51	--	--	Peak	351.00	150	Horizontal	N/A
4**	5221.250	103.08	-1.51	--	--	AV	351.00	150	Horizontal	N/A
5	10981.338	50.37	-3.77	68.2	-17.83	Peak	15.00	150	Horizontal	Pass
5**	10981.338	42.34	-3.77	54.0	-11.66	AV	15.00	150	Horizontal	Pass
6	15949.088	52.21	0.67	68.2	-15.99	Peak	185.00	150	Horizontal	Pass
6**	15949.088	43.43	0.67	54.0	-10.57	AV	185.00	150	Horizontal	Pass

11n20, U-NII-1, 1 GHz to 18 GHz, Middle Channel, ANT V

No.	Frequency (MHz)	Results (dBuV/m)	Factor (dB)	Limit (dBuV/m)	Over Limit (dB)	Detector	Table (Degree)	Height (cm)	Antenna	Verdict
1	1081.100	41.17	-17.53	68.2	-27.03	Peak	299.00	150	Vertical	Pass
1**	1081.100	28.02	-17.53	54.0	-25.98	AV	299.00	150	Vertical	Pass
2	2828.400	44.79	-8.13	68.2	-23.41	Peak	142.00	150	Vertical	Pass
2**	2828.400	35.25	-8.13	54.0	-18.75	AV	142.00	150	Vertical	Pass
3	4109.500	46.97	-3.82	68.2	-21.23	Peak	44.00	150	Vertical	Pass
3**	4109.500	37.86	-3.82	54.0	-16.14	AV	44.00	150	Vertical	Pass
4	5219.500	109.61	-1.41	--	--	Peak	219.00	150	Vertical	N/A
4**	5219.500	102.99	-1.41	--	--	AV	219.00	150	Vertical	N/A
5	11880.750	49.58	-3.52	68.2	-18.62	Peak	276.00	150	Vertical	Pass
5**	11880.750	39.13	-3.52	54.0	-14.87	AV	276.00	150	Vertical	Pass
6	15934.387	51.75	0.44	68.2	-16.45	Peak	233.00	150	Vertical	Pass
6**	15934.387	42.90	0.44	54.0	-11.10	AV	233.00	150	Vertical	Pass

11n20, U-NII-1, 1 GHz to 18 GHz, High Channel, ANT H

No.	Frequency (MHz)	Results (dBuV/m)	Factor (dB)	Limit (dBuV/m)	Over Limit (dB)	Detector	Table (Degree)	Height (cm)	Antenna	Verdict
1	1110.100	40.68	-17.26	68.2	-27.52	Peak	215.00	150	Horizontal	Pass
1**	1110.100	32.70	-17.26	54.0	-21.30	AV	215.00	150	Horizontal	Pass
2	2866.300	45.42	-8.01	68.2	-22.78	Peak	288.00	150	Horizontal	Pass
2**	2866.300	35.64	-8.01	54.0	-18.36	AV	288.00	150	Horizontal	Pass
3	4287.750	48.03	-4.42	68.2	-20.17	Peak	60.00	150	Horizontal	Pass
3**	4287.750	37.85	-4.42	54.0	-16.15	AV	60.00	150	Horizontal	Pass
4	5241.000	108.35	-2.45	--	--	Peak	0.00	150	Horizontal	N/A
4**	5241.000	102.05	-2.45	--	--	AV	0.00	150	Horizontal	N/A
5	12396.838	49.78	-1.80	68.2	-18.42	Peak	328.00	150	Horizontal	Pass
5**	12396.838	40.28	-1.80	54.0	-13.72	AV	328.00	150	Horizontal	Pass
6	15704.438	52.26	-0.07	68.2	-15.94	Peak	83.00	150	Horizontal	Pass
6**	15704.438	41.96	-0.07	54.0	-12.04	AV	83.00	150	Horizontal	Pass

11n20, U-NII-1, 1 GHz to 18 GHz, High Channel, ANT V

No.	Frequency (MHz)	Results (dBuV/m)	Factor (dB)	Limit (dBuV/m)	Over Limit (dB)	Detector	Table (Degree)	Height (cm)	Antenna	Verdict
1	1076.800	43.83	-17.46	68.2	-24.37	Peak	260.00	150	Vertical	Pass
1**	1076.800	28.36	-17.46	54.0	-25.64	AV	260.00	150	Vertical	Pass
2	2821.600	45.21	-7.63	68.2	-22.99	Peak	355.00	150	Vertical	Pass
2**	2821.600	38.15	-7.63	54.0	-15.85	AV	355.00	150	Vertical	Pass
3	4102.500	47.27	-3.80	68.2	-20.93	Peak	346.00	150	Vertical	Pass
3**	4102.500	37.65	-3.80	54.0	-16.35	AV	346.00	150	Vertical	Pass
4	5237.500	108.82	-2.40	--	--	Peak	235.00	150	Vertical	N/A
4**	5237.500	102.42	-2.40	--	--	AV	235.00	150	Vertical	N/A
5	11547.537	49.57	-2.40	68.2	-18.63	Peak	320.00	150	Vertical	Pass
5**	11547.537	40.24	-2.40	54.0	-13.76	AV	320.00	150	Vertical	Pass
6	15947.775	51.43	0.65	68.2	-16.77	Peak	10.00	150	Vertical	Pass
6**	15947.775	43.13	0.65	54.0	-10.87	AV	10.00	150	Vertical	Pass

11n40, U-NII-1, 1 GHz to 18 GHz, Low Channel, ANT H

No.	Frequency (MHz)	Results (dBuV/m)	Factor (dB)	Limit (dBuV/m)	Over Limit (dB)	Detector	Table (Degree)	Height (cm)	Antenna	Verdict
1	1197.700	44.35	-17.73	68.2	-23.85	Peak	60.00	150	Horizontal	Pass
1**	1197.700	33.29	-17.73	54.0	-20.71	AV	60.00	150	Horizontal	Pass
2	2805.200	42.04	-10.41	68.2	-26.16	Peak	254.00	150	Horizontal	Pass
2**	2805.200	33.23	-10.41	54.0	-20.77	AV	254.00	150	Horizontal	Pass
3	4049.500	46.95	-5.91	68.2	-21.25	Peak	32.00	150	Horizontal	Pass
3**	4049.500	37.62	-5.91	54.0	-16.38	AV	32.00	150	Horizontal	Pass
4	5188.250	100.85	-3.11	--	--	Peak	227.00	150	Horizontal	N/A
4**	5188.250	93.22	-3.11	--	--	AV	227.00	150	Horizontal	N/A
5	11076.100	49.35	-4.79	68.2	-18.85	Peak	29.00	150	Horizontal	Pass
5**	11076.100	38.26	-4.79	54.0	-15.74	AV	29.00	150	Horizontal	Pass
6	16079.287	51.46	-0.61	68.2	-16.74	Peak	336.00	150	Horizontal	Pass
6**	16079.287	41.28	-0.61	54.0	-12.72	AV	336.00	150	Horizontal	Pass

11n40, U-NII-1, 1 GHz to 18 GHz, Low Channel, ANT V

No.	Frequency (MHz)	Results (dBuV/m)	Factor (dB)	Limit (dBuV/m)	Over Limit (dB)	Detector	Table (Degree)	Height (cm)	Antenna	Verdict
1	1112.000	41.38	-18.11	68.2	-26.82	Peak	153.00	150	Vertical	Pass
1**	1112.000	33.01	-18.11	54.0	-20.99	AV	153.00	150	Vertical	Pass
2	2886.900	43.69	-10.45	68.2	-24.51	Peak	268.20	150	Vertical	Pass
2**	2886.900	32.80	-10.45	54.0	-21.20	AV	268.20	150	Vertical	Pass
3	4348.250	48.01	-4.44	68.2	-20.19	Peak	222.00	150	Vertical	Pass
3**	4348.250	38.84	-4.44	54.0	-15.16	AV	222.00	150	Vertical	Pass
4	5193.500	98.31	-2.87	--	--	Peak	164.00	150	Vertical	N/A
4**	5193.500	91.57	-2.87	--	--	AV	164.00	150	Vertical	N/A
5	11772.925	49.67	-3.77	68.2	-18.53	Peak	98.00	150	Vertical	Pass
5**	11772.925	39.34	-3.77	54.0	-14.66	AV	98.00	150	Vertical	Pass
6	15819.150	51.21	-0.73	68.2	-16.99	Peak	285.00	150	Vertical	Pass
6**	15819.150	42.22	-0.73	54.0	-11.78	AV	285.00	150	Vertical	Pass

11n40, U-NII-1, 1 GHz to 18 GHz, High Channel, ANT H

No.	Frequency (MHz)	Results (dBuV/m)	Factor (dB)	Limit (dBuV/m)	Over Limit (dB)	Detector	Table (Degree)	Height (cm)	Antenna	Verdict
1	1110.000	41.01	-17.25	68.2	-27.19	Peak	216.00	150	Horizontal	Pass
1**	1110.000	32.76	-17.25	54.0	-21.24	AV	216.00	150	Horizontal	Pass
2	2776.100	44.80	-8.12	68.2	-23.40	Peak	109.00	150	Horizontal	Pass
2**	2776.100	35.87	-8.12	54.0	-18.13	AV	109.00	150	Horizontal	Pass
3	4124.500	47.42	-3.36	68.2	-20.78	Peak	75.00	150	Horizontal	Pass
3**	4124.500	38.90	-3.36	54.0	-15.1	AV	75.00	150	Horizontal	Pass
4	5223.500	107.46	-1.56	--	--	Peak	358.00	150	Horizontal	N/A
4**	5223.500	100.01	-1.56	--	--	AV	358.00	150	Horizontal	N/A
5	11547.775	50.47	-2.39	68.2	-17.73	Peak	79.00	150	Horizontal	Pass
5**	11547.775	40.32	-2.39	54.0	-13.68	AV	79.00	150	Horizontal	Pass
6	15957.224	52.19	0.47	68.2	-16.01	Peak	146.00	150	Horizontal	Pass
6**	15957.224	42.16	0.47	54.0	-11.84	AV	146.00	150	Horizontal	Pass

11n40, U-NII-1, 1 GHz to 18 GHz, High Channel, ANT V

No.	Frequency (MHz)	Results (dBuV/m)	Factor (dB)	Limit (dBuV/m)	Over Limit (dB)	Detector	Table (Degree)	Height (cm)	Antenna	Verdict
1	1081.000	42.90	-17.53	68.2	-25.30	Peak	233.00	150	Vertical	Pass
1**	1081.000	28.02	-17.53	54.0	-25.98	AV	233.00	150	Vertical	Pass
2	2808.200	44.74	-7.93	68.2	-23.46	Peak	284.00	150	Vertical	Pass
2**	2808.200	35.63	-7.93	54.0	-18.37	AV	284.00	150	Vertical	Pass
3	4303.500	48.13	-4.17	68.2	-20.07	Peak	146.00	150	Vertical	Pass
3**	4303.500	38.82	-4.17	54.0	-15.18	AV	146.00	150	Vertical	Pass
4	5227.000	106.83	-1.65	--	--	Peak	233.00	150	Vertical	N/A
4**	5227.000	100.36	-1.65	--	--	AV	233.00	150	Vertical	N/A
5	11563.924	49.44	-2.56	68.2	-18.76	Peak	309.00	150	Vertical	Pass
5**	11563.924	39.93	-2.56	54.0	-14.07	AV	309.00	150	Vertical	Pass
6	15880.313	52.12	0.03	68.2	-16.08	Peak	205.00	150	Vertical	Pass
6**	15880.313	42.90	0.03	54.0	-11.10	AV	205.00	150	Vertical	Pass

11ac20, U-NII-1, 1 GHz to 18 GHz, Low Channel, ANT H

No.	Frequency (MHz)	Results (dBuV/m)	Factor (dB)	Limit (dBuV/m)	Over Limit (dB)	Detector	Table (Degree)	Height (cm)	Antenna	Verdict
1	1110.900	40.25	-17.33	68.2	-27.95	Peak	216.00	150	Horizontal	Pass
1**	1110.900	31.16	-17.33	54.0	-22.84	AV	216.00	150	Horizontal	Pass
2	2820.800	45.21	-7.60	68.2	-22.99	Peak	211.00	150	Horizontal	Pass
2**	2820.800	36.02	-7.60	54.0	-17.98	AV	211.00	150	Horizontal	Pass
3	4056.750	47.11	-4.60	68.2	-21.09	Peak	57.00	150	Horizontal	Pass
3**	4056.750	38.13	-4.60	54.0	-15.87	AV	57.00	150	Horizontal	Pass
4	5182.250	107.68	-2.23	--	--	Peak	353.00	150	Horizontal	N/A
4**	5182.250	100.12	-2.23	--	--	AV	353.00	150	Horizontal	N/A
5	12389.000	50.13	-1.91	68.2	-18.07	Peak	310.00	150	Horizontal	Pass
5**	12389.000	40.89	-1.91	54.0	-13.11	AV	310.00	150	Horizontal	Pass
6	15929.662	51.74	0.36	68.2	-16.46	Peak	61.00	150	Horizontal	Pass
6**	15929.662	42.02	0.36	54.0	-11.98	AV	61.00	150	Horizontal	Pass

11ac20, U-NII-1, 1 GHz to 18 GHz, Low Channel, ANT V

No.	Frequency (MHz)	Results (dBuV/m)	Factor (dB)	Limit (dBuV/m)	Over Limit (dB)	Detector	Table (Degree)	Height (cm)	Antenna	Verdict
1	1080.200	41.61	-17.53	68.2	-26.59	Peak	317.00	150	Vertical	Pass
1**	1080.200	33.63	-17.53	54.0	-20.37	AV	317.00	150	Vertical	Pass
2	2872.200	45.20	-8.15	68.2	-23.00	Peak	71.00	150	Vertical	Pass
2**	2872.200	35.86	-8.15	54.0	-18.14	AV	71.00	150	Vertical	Pass
3	4099.750	47.08	-3.76	68.2	-21.12	Peak	171.00	150	Vertical	Pass
3**	4099.750	38.30	-3.76	54.0	-15.70	AV	171.00	150	Vertical	Pass
4	5181.000	107.17	-2.22	--	--	Peak	235.00	150	Vertical	N/A
4**	5181.000	99.56	-2.22	--	--	AV	235.00	150	Vertical	N/A
5	11560.362	49.79	-2.50	68.2	-18.41	Peak	0.00	150	Vertical	Pass
5**	11560.362	40.29	-2.50	54.0	-13.71	AV	0.00	150	Vertical	Pass
6	15966.675	51.93	0.19	68.2	-16.27	Peak	346.00	150	Vertical	Pass
6**	15966.675	42.60	0.19	54.0	-11.40	AV	346.00	150	Vertical	Pass

11ac20, U-NII-1, 1 GHz to 18 GHz, Middle Channel, ANT H

No.	Frequency (MHz)	Results (dBuV/m)	Factor (dB)	Limit (dBuV/m)	Over Limit (dB)	Detector	Table (Degree)	Height (cm)	Antenna	Verdict
1	1080.700	39.87	-17.53	68.2	-28.33	Peak	268.20	150	Vertical	Pass
1**	1080.700	30.56	-17.53	54.0	-23.44	AV	268.20	150	Vertical	Pass
2	2776.200	45.34	-8.13	68.2	-22.86	Peak	102.00	150	Vertical	Pass
2**	2776.200	36.03	-8.13	54.0	-17.97	AV	102.00	150	Vertical	Pass
3	4255.750	47.48	-4.47	68.2	-20.72	Peak	115.00	150	Vertical	Pass
3**	4255.750	37.97	-4.47	54.0	-16.03	AV	115.00	150	Vertical	Pass
4	5221.000	109.38	-1.50	--	--	Peak	240.00	150	Vertical	N/A
4**	5221.000	102.48	-1.50	--	--	AV	240.00	150	Vertical	N/A
5	12155.062	49.81	-2.07	68.2	-18.39	Peak	320.00	150	Vertical	Pass
5**	12155.062	40.14	-2.07	54.0	-13.86	AV	320.00	150	Vertical	Pass
6	15700.237	51.74	-0.02	68.2	-16.46	Peak	131.00	150	Vertical	Pass
6**	15700.237	42.63	-0.02	54.0	-11.37	AV	131.00	150	Vertical	Pass

11ac20, U-NII-1, 1 GHz to 18 GHz, Middle Channel, ANT V

No.	Frequency (MHz)	Results (dBuV/m)	Factor (dB)	Limit (dBuV/m)	Over Limit (dB)	Detector	Table (Degree)	Height (cm)	Antenna	Verdict
1	1110.400	41.24	-17.28	68.2	-26.96	Peak	333.00	150	Vertical	Pass
1**	1110.400	31.46	-17.28	54.0	-22.54	AV	333.00	150	Vertical	Pass
2	2792.500	44.84	-8.71	68.2	-23.36	Peak	173.00	150	Vertical	Pass
2**	2792.500	35.96	-8.71	54.0	-18.04	AV	173.00	150	Vertical	Pass
3	4128.750	47.16	-3.78	68.2	-21.04	Peak	313.00	150	Vertical	Pass
3**	4128.750	38.32	-3.78	54.0	-15.68	AV	313.00	150	Vertical	Pass
4	5214.500	109.28	-1.37	--	--	Peak	355.00	150	Vertical	N/A
4**	5214.500	100.07	-1.37	--	--	AV	355.00	150	Vertical	N/A
5	11903.787	49.68	-3.15	68.2	-18.52	Peak	112.00	150	Vertical	Pass
5**	11903.787	40.23	-3.15	54.0	-13.77	AV	112.00	150	Vertical	Pass
6	15956.437	52.63	0.50	68.2	-15.57	Peak	362.00	150	Vertical	Pass
6**	15956.437	42.93	0.50	54.0	-11.07	AV	362.00	150	Vertical	Pass

11ac20, U-NII-1, 1 GHz to 18 GHz, High Channel, ANT H

No.	Frequency (MHz)	Results (dBuV/m)	Factor (dB)	Limit (dBuV/m)	Over Limit (dB)	Detector	Table (Degree)	Height (cm)	Antenna	Verdict
1	1110.500	41.27	-17.29	68.2	-26.93	Peak	215.00	150	Horizontal	Pass
1**	1110.500	31.26	-17.29	54.0	-22.74	AV	215.00	150	Horizontal	Pass
2	2816.100	44.87	-7.87	68.2	-23.33	Peak	264.00	150	Horizontal	Pass
2**	2816.100	35.54	-7.87	54.0	-18.46	AV	264.00	150	Horizontal	Pass
3	3995.000	46.25	-4.45	68.2	-21.95	Peak	42.00	150	Horizontal	Pass
3**	3995.000	37.57	-4.45	54.0	-16.43	AV	42.00	150	Horizontal	Pass
4	5243.000	108.70	-2.59	--		Peak	240.00	150	Horizontal	N/A
4**	5243.000	99.25	-2.59	--		AV	240.00	150	Horizontal	N/A
5	11580.550	49.60	-2.87	68.2	-18.60	Peak	360.00	150	Horizontal	Pass
5**	11580.550	40.36	-2.87	54.0	-13.64	AV	360.00	150	Horizontal	Pass
6	15939.900	51.48	0.53	68.2	-16.72	Peak	96.00	150	Horizontal	Pass
6**	15939.900	42.20	0.53	54.0	-11.80	AV	96.00	150	Horizontal	Pass

11ac20, U-NII-1, 1 GHz to 18 GHz, High Channel, ANT V

No.	Frequency (MHz)	Results (dBuV/m)	Factor (dB)	Limit (dBuV/m)	Over Limit (dB)	Detector	Table (Degree)	Height (cm)	Antenna	Verdict
1	1079.900	42.16	-17.53	68.2	-26.04	Peak	361.00	150	Vertical	Pass
1**	1079.900	32.55	-17.53	54.0	-21.45	AV	361.00	150	Vertical	Pass
2	2768.200	44.77	-7.94	68.2	-23.43	Peak	220.00	150	Vertical	Pass
2**	2768.200	36.33	-7.94	54.0	-17.67	AV	220.00	150	Vertical	Pass
3	4329.500	47.99	-3.99	68.2	-20.21	Peak	283.00	150	Vertical	Pass
3**	4329.500	38.36	-3.99	54.0	-15.64	AV	283.00	150	Vertical	Pass
4	5238.250	108.66	-2.39	--	--	Peak	235.00	150	Vertical	N/A
4**	5238.250	100.34	-2.39	--	--	AV	235.00	150	Vertical	N/A
5	11570.099	49.51	-2.68	68.2	-18.69	Peak	231.00	150	Vertical	Pass
5**	11570.099	40.00	-2.68	54.0	-14.00	AV	231.00	150	Vertical	Pass
6	15845.137	51.65	0.18	68.2	-16.55	Peak	81.00	150	Vertical	Pass
6**	15845.137	43.21	0.18	54.0	-10.79	AV	81.00	150	Vertical	Pass

11ac40, U-NII-1, 1 GHz to 18 GHz, Low Channel, ANT H

No.	Frequency (MHz)	Results (dBuV/m)	Factor (dB)	Limit (dBuV/m)	Over Limit (dB)	Detector	Table (Degree)	Height (cm)	Antenna	Verdict
1	1114.000	41.15	-17.85	68.2	-27.05	Peak	224.00	150	Horizontal	Pass
1**	1114.000	32.52	-17.85	54.0	-21.48	AV	224.00	150	Horizontal	Pass
2	2817.100	42.17	-10.92	68.2	-26.03	Peak	219.00	150	Horizontal	Pass
2**	2817.100	32.87	-10.92	54.0	-21.13	AV	219.00	150	Horizontal	Pass
3	4250.250	47.37	-4.24	68.2	-20.83	Peak	213.00	150	Horizontal	Pass
3**	4250.250	38.93	-4.24	54.0	-15.07	AV	213.00	150	Horizontal	Pass
4	5188.750	102.73	-3.14	--	--	Peak	220.00	150	Horizontal	N/A
4**	5188.750	94.93	-3.14	--	--	AV	220.00	150	Horizontal	N/A
5	12398.262	48.85	-2.91	68.2	-19.35	Peak	52.00	150	Horizontal	Pass
5**	12398.262	39.56	-2.91	54.0	-14.44	AV	52.00	150	Horizontal	Pass
6	15938.062	52.30	-0.46	68.2	-15.90	Peak	356.00	150	Horizontal	Pass
6**	15938.062	41.34	-0.46	54.0	-12.66	AV	356.00	150	Horizontal	Pass

11ac40, U-NII-1, 1 GHz to 18 GHz, Low Channel, ANT V

No.	Frequency (MHz)	Results (dBuV/m)	Factor (dB)	Limit (dBuV/m)	Over Limit (dB)	Detector	Table (Degree)	Height (cm)	Antenna	Verdict
1	1109.700	41.02	-18.21	68.2	-27.18	Peak	153.00	150	Vertical	Pass
1**	1109.700	33.47	-18.21	54.0	-20.53	AV	153.00	150	Vertical	Pass
2	2843.200	45.12	-10.69	68.2	-23.08	Peak	170.00	150	Vertical	Pass
2**	2843.200	32.36	-10.69	54.0	-21.64	AV	170.00	150	Vertical	Pass
3	4245.500	47.79	-4.26	68.2	-20.41	Peak	176.00	150	Vertical	Pass
3**	4245.500	38.62	-4.26	54.0	-15.38	AV	176.00	150	Vertical	Pass
4	5192.750	99.27	-2.92	--	--	Peak	161.00	150	Vertical	N/A
4**	5192.750	90.63	-2.92	--	--	AV	161.00	150	Vertical	N/A
5	11758.675	48.74	-3.90	68.2	-19.46	Peak	0.00	150	Vertical	Pass
5**	11758.675	39.19	-3.90	54.0	-14.81	AV	0.00	150	Vertical	Pass
6	15581.062	51.18	-0.98	68.2	-17.02	Peak	203.00	150	Vertical	Pass
6**	15581.062	41.87	-0.98	54.0	-12.13	AV	203.00	150	Vertical	Pass

11ac40, U-NII-1, 1 GHz to 18 GHz, High Channel, ANT H

No.	Frequency (MHz)	Results (dBuV/m)	Factor (dB)	Limit (dBuV/m)	Over Limit (dB)	Detector	Table (Degree)	Height (cm)	Antenna	Verdict
1	1113.400	41.66	-17.14	68.2	-26.54	Peak	220.00	150	Horizontal	Pass
1**	1113.400	31.20	-17.14	54.0	-22.80	AV	220.00	150	Horizontal	Pass
2	2848.300	45.26	-8.28	68.2	-22.94	Peak	348.00	150	Horizontal	Pass
2**	2848.300	35.39	-8.28	54.0	-18.61	AV	348.00	150	Horizontal	Pass
3	4110.250	47.63	-3.78	68.2	-20.57	Peak	114.00	150	Horizontal	Pass
3**	4110.250	38.15	-3.78	54.0	-15.85	AV	114.00	150	Horizontal	Pass
4	5227.250	106.52	-1.64	--	--	Peak	0.00	150	Horizontal	N/A
4**	5227.250	98.89	-1.64	--	--	AV	0.00	150	Horizontal	N/A
5	11373.688	49.88	-2.93	68.2	-18.32	Peak	360.00	150	Horizontal	Pass
5**	11373.688	39.70	-2.93	54.0	-14.30	AV	360.00	150	Horizontal	Pass
6	15882.412	51.67	0.01	68.2	-16.53	Peak	200.00	150	Horizontal	Pass
6**	15882.412	43.16	0.01	54.0	-10.84	AV	200.00	150	Horizontal	Pass

11ac40, U-NII-1, 1 GHz to 18 GHz, High Channel, ANT V

No.	Frequency (MHz)	Results (dBuV/m)	Factor (dB)	Limit (dBuV/m)	Over Limit (dB)	Detector	Table (Degree)	Height (cm)	Antenna	Verdict
1	1040.800	40.46	-17.25	68.2	-27.74	Peak	270.00	150	Vertical	Pass
1**	1040.800	28.61	-17.25	54.0	-25.39	AV	270.00	150	Vertical	Pass
2	2776.900	44.56	-8.26	68.2	-23.64	Peak	231.00	150	Vertical	Pass
2**	2776.900	36.08	-8.26	54.0	-17.92	AV	231.00	150	Vertical	Pass
3	4310.000	48.42	-4.23	68.2	-19.78	Peak	35.00	150	Vertical	Pass
3**	4310.000	37.73	-4.23	54.0	-16.27	AV	35.00	150	Vertical	Pass
4	5221.500	106.94	-1.52	--	--	Peak	235.00	150	Vertical	N/A
4**	5221.500	99.94	-1.52	--	--	AV	235.00	150	Vertical	N/A
5	11570.575	49.16	-2.68	68.2	-19.04	Peak	297.00	150	Vertical	Pass
5**	11570.575	40.29	-2.68	54.0	-13.71	AV	297.00	150	Vertical	Pass
6	15873.225	52.07	0.08	68.2	-16.13	Peak	114.00	150	Vertical	Pass
6**	15873.225	42.67	0.08	54.0	-11.33	AV	114.00	150	Vertical	Pass

11ac80, U-NII-1, 1 GHz to 18 GHz, Middle Channel, ANT H

No.	Frequency (MHz)	Results (dBuV/m)	Factor (dB)	Limit (dBuV/m)	Over Limit (dB)	Detector	Table (Degree)	Height (cm)	Antenna	Verdict
1	1111.300	42.17	-18.20	68.2	-26.03	Peak	232.00	150	Horizontal	Pass
1**	1111.300	29.70	-18.20	54.0	-24.30	AV	232.00	150	Horizontal	Pass
2	2805.600	42.16	-10.39	68.2	-26.04	Peak	256.00	150	Horizontal	Pass
2**	2805.600	33.28	-10.39	54.0	-20.72	AV	256.00	150	Horizontal	Pass
3	4227.750	47.50	-5.38	68.2	-20.7	Peak	273.00	150	Horizontal	Pass
3**	4227.750	38.53	-5.38	54.0	-15.47	AV	273.00	150	Horizontal	Pass
4	5221.750	96.71	-2.92	--	--	Peak	225.00	150	Horizontal	N/A
4**	5221.750	90.45	-2.92	--	--	AV	225.00	150	Horizontal	N/A
5	12308.963	50.40	-2.50	68.2	-17.80	Peak	109.00	150	Horizontal	Pass
5**	12308.963	39.94	-2.50	54.0	-14.06	AV	109.00	150	Horizontal	Pass
6	15950.925	51.55	-0.23	68.2	-16.65	Peak	248.00	150	Horizontal	Pass
6**	15950.925	42.50	-0.23	54.0	-11.50	AV	248.00	150	Horizontal	Pass

11ac80, U-NII-1, 1 GHz to 18 GHz, Middle Channel, ANT V

No.	Frequency (MHz)	Results (dBuV/m)	Factor (dB)	Limit (dBuV/m)	Over Limit (dB)	Detector	Table (Degree)	Height (cm)	Antenna	Verdict
1	1036.200	43.57	-18.00	68.2	-24.63	Peak	212.00	150	Vertical	Pass
1**	1036.200	28.96	-18.00	54.0	-25.04	AV	212.00	150	Vertical	Pass
2	2808.900	42.68	-10.73	68.2	-25.52	Peak	235.00	150	Vertical	Pass
2**	2808.900	33.27	-10.73	54.0	-20.73	AV	235.00	150	Vertical	Pass
3	4305.000	47.64	-5.03	68.2	-20.56	Peak	240.00	150	Vertical	Pass
3**	4305.000	38.54	-5.03	54.0	-15.46	AV	240.00	150	Vertical	Pass
4	5202.500	95.16	-2.42	--	--	Peak	166.00	150	Vertical	N/A
4**	5202.500	88.61	-2.42	--	--	AV	166.00	150	Vertical	N/A
5	11224.063	49.39	-4.14	68.2	-18.81	Peak	53.00	150	Vertical	Pass
5**	11224.063	39.48	-4.14	54.0	-14.52	AV	53.00	150	Vertical	Pass
6	15961.425	51.26	-0.21	68.2	-16.94	Peak	290.00	150	Vertical	Pass
6**	15961.425	41.76	-0.21	54.0	-12.24	AV	290.00	150	Vertical	Pass

11a, U-NII-3, 1 GHz to 18 GHz, Low Channel, ANT H

No.	Frequency (MHz)	Results (dBuV/m)	Factor (dB)	Limit (dBuV/m)	Over Limit (dB)	Detector	Table (Degree)	Height (cm)	Antenna	Verdict
1	1198.900	38.01	-17.65	68.2	-30.19	Peak	227.00	150	Horizontal	Pass
1**	1198.900	27.61	-17.65	54.0	-26.39	AV	227.00	150	Horizontal	Pass
2	2838.700	42.04	-10.73	68.2	-26.16	Peak	13.00	150	Horizontal	Pass
2**	2838.700	31.71	-10.73	54.0	-22.29	AV	13.00	150	Horizontal	Pass
3	3830.000	46.28	-6.35	68.2	-21.92	Peak	168.20	150	Horizontal	Pass
3**	3830.000	43.09	-6.35	54.0	-10.91	AV	168.20	150	Horizontal	Pass
4	5742.750	108.22	-2.80	--	--	Peak	223.00	150	Horizontal	N/A
4**	5742.750	100.35	-2.80	--	--	AV	223.00	150	Horizontal	N/A
5	12450.987	48.56	-2.16	68.2	-19.64	Peak	316.00	150	Horizontal	Pass
5**	12450.987	39.32	-2.16	54.0	-14.68	AV	316.00	150	Horizontal	Pass
6	15951.450	50.67	-0.23	68.2	-17.53	Peak	160.00	150	Horizontal	Pass
6**	15951.450	41.01	-0.23	54.0	-12.99	AV	160.00	150	Horizontal	Pass

11a, U-NII-3, 1 GHz to 18 GHz, Low Channel, ANT V

No.	Frequency (MHz)	Results (dBuV/m)	Factor (dB)	Limit (dBuV/m)	Over Limit (dB)	Detector	Table (Degree)	Height (cm)	Antenna	Verdict
1	1230.000	37.44	-17.62	68.2	-30.76	Peak	223.00	150	Vertical	Pass
1**	1230.000	26.62	-17.62	54.0	-27.38	AV	223.00	150	Vertical	Pass
2	2806.600	41.56	-10.33	68.2	-26.64	Peak	26.00	150	Vertical	Pass
2**	2806.600	32.95	-10.33	54.0	-21.05	AV	26.00	150	Vertical	Pass
3	4253.500	47.49	-4.47	68.2	-20.71	Peak	126.00	150	Vertical	Pass
3**	4253.500	37.51	-4.47	54.0	-16.49	AV	126.00	150	Vertical	Pass
4	5746.250	107.72	-2.68	--	--	Peak	117.00	150	Vertical	N/A
4**	5746.250	99.94	-2.68	--	--	AV	117.00	150	Vertical	N/A
5	11819.237	48.39	-3.41	68.2	-19.81	Peak	56.00	150	Vertical	Pass
5**	11819.237	39.55	-3.41	54.0	-14.45	AV	56.00	150	Vertical	Pass
6	15552.975	50.32	-0.56	68.2	-17.88	Peak	0.00	150	Vertical	Pass
6**	15552.975	40.83	-0.56	54.0	-13.17	AV	0.00	150	Vertical	Pass

11a, U-NII-3, 1 GHz to 18 GHz, Middle Channel, ANT H

No.	Frequency (MHz)	Results (dBuV/m)	Factor (dB)	Limit (dBuV/m)	Over Limit (dB)	Detector	Table (Degree)	Height (cm)	Antenna	Verdict
1	1199.800	41.43	-17.67	68.2	-26.77	Peak	164.00	150	Horizontal	Pass
1**	1199.800	27.68	-17.67	54.0	-26.32	AV	164.00	150	Horizontal	Pass
2	2758.800	41.94	-11.15	68.2	-26.26	Peak	199.00	150	Horizontal	Pass
2**	2758.800	32.34	-11.15	54.0	-21.66	AV	199.00	150	Horizontal	Pass
3	3856.750	45.08	-6.81	68.2	-23.12	Peak	76.00	150	Horizontal	Pass
3**	3856.750	40.70	-6.81	54.0	-13.30	AV	76.00	150	Horizontal	Pass
4	5784.250	108.45	-2.89	--	--	Peak	0.00	150	Horizontal	N/A
4**	5784.250	101.95	-2.89	--	--	AV	0.00	150	Horizontal	N/A
5	11828.737	48.54	-3.34	68.2	-19.66	Peak	301.00	150	Horizontal	Pass
5**	11828.737	38.82	-3.34	54.0	-15.18	AV	301.00	150	Horizontal	Pass
6	16092.151	51.01	-0.84	68.2	-17.19	Peak	116.00	150	Horizontal	Pass
6**	16092.151	41.86	-0.84	54.0	-12.14	AV	116.00	150	Horizontal	Pass

11a, U-NII-3, 1 GHz to 18 GHz, Middle Channel, ANT V

No.	Frequency (MHz)	Results (dBuV/m)	Factor (dB)	Limit (dBuV/m)	Over Limit (dB)	Detector	Table (Degree)	Height (cm)	Antenna	Verdict
1	1124.900	36.62	-17.91	68.2	-31.58	Peak	211.00	150	Vertical	Pass
1**	1124.900	27.42	-17.91	54.0	-26.58	AV	211.00	150	Vertical	Pass
2	2716.100	44.54	-11.51	68.2	-23.66	Peak	216.00	150	Vertical	Pass
2**	2716.100	31.63	-11.51	54.0	-22.37	AV	216.00	150	Vertical	Pass
3	4104.750	46.78	-5.61	68.2	-21.42	Peak	214.00	150	Vertical	Pass
3**	4104.750	36.60	-5.61	54.0	-17.40	AV	214.00	150	Vertical	Pass
4	5784.000	108.64	-2.91	--	--	Peak	27.00	150	Vertical	N/A
4**	5784.000	100.65	-2.91	--	--	AV	27.00	150	Vertical	N/A
5	11582.925	48.59	-4.21	68.2	-19.61	Peak	43.00	150	Vertical	Pass
5**	11582.925	37.83	-4.21	54.0	-16.17	AV	43.00	150	Vertical	Pass
6	15631.988	49.86	-1.30	68.2	-18.34	Peak	62.00	150	Vertical	Pass
6**	15631.988	39.15	-1.30	54.0	-14.85	AV	62.00	150	Vertical	Pass

11a, U-NII-3, 1 GHz to 18 GHz, High Channel, ANT H

No.	Frequency (MHz)	Results (dBuV/m)	Factor (dB)	Limit (dBuV/m)	Over Limit (dB)	Detector	Table (Degree)	Height (cm)	Antenna	Verdict
1	1194.000	38.00	-17.72	68.2	-30.20	Peak	225.00	150	Horizontal	Pass
1**	1194.000	26.78	-17.72	54.0	-27.22	AV	225.00	150	Horizontal	Pass
2	2741.800	41.64	-10.46	68.2	-26.56	Peak	292.00	150	Horizontal	Pass
2**	2741.800	32.17	-10.46	54.0	-21.83	AV	292.00	150	Horizontal	Pass
3	3883.500	45.98	-6.29	68.2	-22.22	Peak	167.00	150	Horizontal	Pass
3**	3883.500	43.43	-6.29	54.0	-10.57	AV	167.00	150	Horizontal	Pass
4	5823.750	108.17	-2.42	--	--	Peak	356.00	150	Horizontal	N/A
4**	5823.750	100.61	-2.42	--	--	AV	356.00	150	Horizontal	N/A
5	12309.675	49.25	-2.51	68.2	-18.95	Peak	18.00	150	Horizontal	Pass
5**	12309.675	39.41	-2.51	54.0	-14.59	AV	18.00	150	Horizontal	Pass
6	15593.662	50.85	-1.17	68.2	-17.35	Peak	0.00	150	Horizontal	Pass
6**	15593.662	39.89	-1.17	54.0	-14.11	AV	0.00	150	Horizontal	Pass

11a, U-NII-3, 1 GHz to 18 GHz, High Channel, ANT V

No.	Frequency (MHz)	Results (dBuV/m)	Factor (dB)	Limit (dBuV/m)	Over Limit (dB)	Detector	Table (Degree)	Height (cm)	Antenna	Verdict
1	1078.700	37.79	-18.24	68.2	-30.41	Peak	214.00	150	Vertical	Pass
1**	1078.700	26.17	-18.24	54.0	-27.83	AV	214.00	150	Vertical	Pass
2	2745.800	41.91	-10.56	68.2	-26.29	Peak	292.00	150	Vertical	Pass
2**	2745.800	32.54	-10.56	54.0	-21.46	AV	292.00	150	Vertical	Pass
3	4101.500	46.98	-5.90	68.2	-21.22	Peak	142.00	150	Vertical	Pass
3**	4101.500	37.65	-5.90	54.0	-16.35	AV	142.00	150	Vertical	Pass
4	5824.000	106.52	-2.41	--	--	Peak	60.00	150	Vertical	N/A
4**	5824.000	99.64	-2.41	--	--	AV	60.00	150	Vertical	N/A
5	11227.862	48.17	-4.15	68.2	-20.03	Peak	253.00	150	Vertical	Pass
5**	11227.862	38.04	-4.15	54.0	-15.96	AV	253.00	150	Vertical	Pass
6	15930.713	49.93	-0.60	68.2	-18.27	Peak	3.00	150	Vertical	Pass
6**	15930.713	41.38	-0.60	54.0	-12.62	AV	3.00	150	Vertical	Pass

11n20, U-NII-3, 1 GHz to 18 GHz, Low Channel, ANT H

No.	Frequency (MHz)	Results (dBuV/m)	Factor (dB)	Limit (dBuV/m)	Over Limit (dB)	Detector	Table (Degree)	Height (cm)	Antenna	Verdict
1	1198.500	40.11	-17.65	68.2	-28.09	Peak	225.00	150	Horizontal	Pass
1**	1198.500	29.05	-17.65	54.0	-24.95	AV	225.00	150	Horizontal	Pass
2	2788.600	42.95	-11.16	68.2	-25.25	Peak	325.00	150	Horizontal	Pass
2**	2788.600	33.66	-11.16	54.0	-20.34	AV	325.00	150	Horizontal	Pass
3	3830.250	47.68	-6.38	68.2	-20.52	Peak	110.00	150	Horizontal	Pass
3**	3830.250	43.93	-6.38	54.0	-10.07	AV	110.00	150	Horizontal	Pass
4	5746.000	107.35	-2.65	--	--	Peak	360.00	150	Horizontal	N/A
4**	5746.000	100.90	-2.65	--	--	AV	360.00	150	Horizontal	N/A
5	12024.438	50.66	-3.47	68.2	-17.54	Peak	135.00	150	Horizontal	Pass
5**	12024.438	40.12	-3.47	54.0	-13.88	AV	135.00	150	Horizontal	Pass
6	16097.401	52.73	-0.93	68.2	-15.47	Peak	68.00	150	Horizontal	Pass
6**	16097.401	42.91	-0.93	54.0	-11.09	AV	68.00	150	Horizontal	Pass

11n20, U-NII-3, 1 GHz to 18 GHz, Low Channel, ANT V

No.	Frequency (MHz)	Results (dBuV/m)	Factor (dB)	Limit (dBuV/m)	Over Limit (dB)	Detector	Table (Degree)	Height (cm)	Antenna	Verdict
1	1080.100	38.77	-18.30	68.2	-29.43	Peak	188.00	150	Vertical	Pass
1**	1080.100	27.05	-18.30	54.0	-26.95	AV	188.00	150	Vertical	Pass
2	2865.200	43.48	-10.03	68.2	-24.72	Peak	173.00	150	Vertical	Pass
2**	2865.200	34.48	-10.03	54.0	-19.52	AV	173.00	150	Vertical	Pass
3	4114.750	48.11	-6.25	68.2	-20.09	Peak	284.00	150	Vertical	Pass
3**	4114.750	37.83	-6.25	54.0	-16.17	AV	284.00	150	Vertical	Pass
4	5743.000	107.26	-2.83	--	--	Peak	161.00	150	Vertical	N/A
4**	5743.000	100.07	-2.83	--	--	AV	161.00	150	Vertical	N/A
5	12443.625	51.15	-2.25	68.2	-17.05	Peak	144.00	150	Vertical	Pass
5**	12443.625	40.52	-2.25	54.0	-13.48	AV	144.00	150	Vertical	Pass
6	15877.687	52.30	-1.00	68.2	-15.90	Peak	193.00	150	Vertical	Pass
6**	15877.687	43.14	-1.00	54.0	-10.86	AV	193.00	150	Vertical	Pass

11n20, U-NII-3, 1 GHz to 18 GHz, Middle Channel, ANT H

No.	Frequency (MHz)	Results (dBuV/m)	Factor (dB)	Limit (dBuV/m)	Over Limit (dB)	Detector	Table (Degree)	Height (cm)	Antenna	Verdict
1	1198.200	38.97	-17.68	68.2	-29.23	Peak	230.00	150	Horizontal	Pass
1**	1198.200	29.66	-17.68	54.0	-24.34	AV	230.00	150	Horizontal	Pass
2	2799.400	43.07	-10.35	68.2	-25.13	Peak	89.00	150	Horizontal	Pass
2**	2799.400	34.14	-10.35	54.0	-19.86	AV	89.00	150	Horizontal	Pass
3	3856.750	47.85	-6.81	68.2	-20.35	Peak	168.20	150	Horizontal	Pass
3**	3856.750	44.96	-6.81	54.0	-9.04	AV	168.20	150	Horizontal	Pass
4	5782.250	107.22	-3.05	--	--	Peak	0.00	150	Horizontal	N/A
4**	5782.250	100.43	-3.05	--	--	AV	0.00	150	Horizontal	N/A
5	12328.438	50.18	-2.66	68.2	-18.02	Peak	195.00	150	Horizontal	Pass
5**	12328.438	40.83	-2.66	54.0	-13.17	AV	195.00	150	Horizontal	Pass
6	15762.975	51.85	-0.89	68.2	-16.35	Peak	2.00	150	Horizontal	Pass
6**	15762.975	40.75	-0.89	54.0	-13.25	AV	2.00	150	Horizontal	Pass

11n20, U-NII-3, 1 GHz to 18 GHz, Middle Channel, ANT V

No.	Frequency (MHz)	Results (dBuV/m)	Factor (dB)	Limit (dBuV/m)	Over Limit (dB)	Detector	Table (Degree)	Height (cm)	Antenna	Verdict
1	1200.300	39.00	-17.68	68.2	-29.20	Peak	109.00	150	Vertical	Pass
1**	1200.300	28.19	-17.68	54.0	-25.81	AV	109.00	150	Vertical	Pass
2	2830.500	44.03	-10.77	68.2	-24.17	Peak	213.00	150	Vertical	Pass
2**	2830.500	34.08	-10.77	54.0	-19.92	AV	213.00	150	Vertical	Pass
3	3857.000	45.26	-6.81	68.2	-22.94	Peak	158.00	150	Vertical	Pass
3**	3857.000	40.99	-6.81	54.0	-13.01	AV	158.00	150	Vertical	Pass
4	5784.250	107.18	-2.89	--	--	Peak	168.20	150	Vertical	N/A
4**	5784.250	100.87	-2.89	--	--	AV	168.20	150	Vertical	N/A
5	11925.401	50.15	-3.49	68.2	-18.05	Peak	304.00	150	Vertical	Pass
5**	11925.401	39.91	-3.49	54.0	-14.09	AV	304.00	150	Vertical	Pass
6	15695.776	51.76	-0.02	68.2	-16.44	Peak	64.00	150	Vertical	Pass
6**	15695.776	41.55	-0.02	54.0	-12.45	AV	64.00	150	Vertical	Pass

11n20, U-NII-3, 1 GHz to 18 GHz, High Channel, ANT H

No.	Frequency (MHz)	Results (dBuV/m)	Factor (dB)	Limit (dBuV/m)	Over Limit (dB)	Detector	Table (Degree)	Height (cm)	Antenna	Verdict
1	1196.800	39.47	-17.82	68.2	-28.73	Peak	262.00	150	Horizontal	Pass
1**	1196.800	29.23	-17.82	54.0	-24.77	AV	262.00	150	Horizontal	Pass
2	2856.400	43.06	-10.08	68.2	-25.14	Peak	77.00	150	Horizontal	Pass
2**	2856.400	34.97	-10.08	54.0	-19.03	AV	77.00	150	Horizontal	Pass
3	3883.750	48.08	-6.27	68.2	-20.12	Peak	168.20	150	Horizontal	Pass
3**	3883.750	45.29	-6.27	54.0	-8.71	AV	168.20	150	Horizontal	Pass
4	5826.250	108.34	-2.26	--	--	Peak	3.00	150	Horizontal	N/A
4**	5826.250	101.29	-2.26	--	--	AV	3.00	150	Horizontal	N/A
5	12039.638	49.91	-3.38	68.2	-18.29	Peak	211.00	150	Horizontal	Pass
5**	12039.638	40.49	-3.38	54.0	-13.51	AV	211.00	150	Horizontal	Pass
6	16095.825	52.15	-0.91	68.2	-16.05	Peak	68.00	150	Horizontal	Pass
6**	16095.825	42.66	-0.91	54.0	-11.34	AV	68.00	150	Horizontal	Pass

11n20, U-NII-3, 1 GHz to 18 GHz, High Channel, ANT V

No.	Frequency (MHz)	Results (dBuV/m)	Factor (dB)	Limit (dBuV/m)	Over Limit (dB)	Detector	Table (Degree)	Height (cm)	Antenna	Verdict
1	1199.800	38.79	-17.67	68.2	-29.41	Peak	348.00	150	Vertical	Pass
1**	1199.800	28.80	-17.67	54.0	-25.20	AV	348.00	150	Vertical	Pass
2	2796.700	43.28	-10.56	68.2	-24.92	Peak	153.00	150	Vertical	Pass
2**	2796.700	33.41	-10.56	54.0	-20.59	AV	153.00	150	Vertical	Pass
3	3883.750	46.12	-6.27	68.2	-22.08	Peak	288.00	150	Vertical	Pass
3**	3883.750	41.71	-6.27	54.0	-12.29	AV	288.00	150	Vertical	Pass
4	5825.750	106.39	-2.30	--	--	Peak	232.00	150	Vertical	N/A
4**	5825.750	100.88	-2.30	--	--	AV	232.00	150	Vertical	N/A
5	12306.588	50.11	-2.49	68.2	-18.09	Peak	360.00	150	Vertical	Pass
5**	12306.588	40.70	-2.49	54.0	-13.30	AV	360.00	150	Vertical	Pass
6	16128.113	52.77	-0.69	68.2	-15.43	Peak	165.00	150	Vertical	Pass
6**	16128.113	44.08	-0.69	54.0	-9.92	AV	165.00	150	Vertical	Pass

11n40, U-NII-3, 1 GHz to 18 GHz, Low Channel, ANT H

No.	Frequency (MHz)	Results (dBuV/m)	Factor (dB)	Limit (dBuV/m)	Over Limit (dB)	Detector	Table (Degree)	Height (cm)	Antenna	Verdict
1	1200.900	37.81	-17.68	68.2	-30.39	Peak	230.00	150	Horizontal	Pass
1**	1200.900	28.56	-17.68	54.0	-25.44	AV	230.00	150	Horizontal	Pass
2	2844.100	41.98	-10.62	68.2	-26.22	Peak	85.00	150	Horizontal	Pass
2**	2844.100	32.91	-10.62	54.0	-21.09	AV	85.00	150	Horizontal	Pass
3	3836.750	47.12	-6.40	68.2	-21.08	Peak	252.00	150	Horizontal	Pass
3**	3836.750	44.39	-6.40	54.0	-9.61	AV	252.00	150	Horizontal	Pass
4	5750.500	102.27	-2.90	--	--	Peak	220.00	150	Horizontal	N/A
4**	5750.500	95.50	-2.90	--	--	AV	220.00	150	Horizontal	N/A
5	11441.849	47.69	-3.93	68.2	-20.51	Peak	127.00	150	Horizontal	Pass
5**	11441.849	39.15	-3.93	54.0	-14.85	AV	127.00	150	Horizontal	Pass
6	15963.000	51.29	-0.21	68.2	-16.91	Peak	146.00	150	Horizontal	Pass
6**	15963.000	42.69	-0.21	54.0	-11.31	AV	146.00	150	Horizontal	Pass

11n40, U-NII-3, 1 GHz to 18 GHz, Low Channel, ANT V

No.	Frequency (MHz)	Results (dBuV/m)	Factor (dB)	Limit (dBuV/m)	Over Limit (dB)	Detector	Table (Degree)	Height (cm)	Antenna	Verdict
1	1079.000	36.08	-18.27	68.2	-32.12	Peak	354.00	150	Vertical	Pass
1**	1079.000	25.64	-18.27	54.0	-28.36	AV	354.00	150	Vertical	Pass
2	2762.800	41.42	-11.33	68.2	-26.78	Peak	122.00	150	Vertical	Pass
2**	2762.800	32.13	-11.33	54.0	-21.87	AV	122.00	150	Vertical	Pass
3	3773.000	45.31	-6.03	68.2	-22.89	Peak	292.00	150	Vertical	Pass
3**	3773.000	35.30	-6.03	54.0	-18.70	AV	292.00	150	Vertical	Pass
4	5750.500	101.30	-2.90	--	--	Peak	220.00	150	Vertical	N/A
4**	5750.500	94.40	-2.90	--	--	AV	220.00	150	Vertical	N/A
5	11785.987	48.49	-3.66	68.2	-19.71	Peak	60.00	150	Vertical	Pass
5**	11785.987	39.27	-3.66	54.0	-14.73	AV	60.00	150	Vertical	Pass
6	15932.550	50.00	-0.57	68.2	-18.20	Peak	334.00	150	Vertical	Pass
6**	15932.550	41.49	-0.57	54.0	-12.51	AV	334.00	150	Vertical	Pass

11n40, U-NII-3, 1 GHz to 18 GHz, High Channel, ANT H

No.	Frequency (MHz)	Results (dBuV/m)	Factor (dB)	Limit (dBuV/m)	Over Limit (dB)	Detector	Table (Degree)	Height (cm)	Antenna	Verdict
1	1199.700	37.75	-17.66	68.2	-30.45	Peak	221.00	150	Horizontal	Pass
1**	1199.700	29.18	-17.66	54.0	-24.82	AV	221.00	150	Horizontal	Pass
2	2775.500	41.58	-11.25	68.2	-26.62	Peak	141.00	150	Horizontal	Pass
2**	2775.500	33.16	-11.25	54.0	-20.84	AV	141.00	150	Horizontal	Pass
3	3863.750	45.86	-6.62	68.2	-22.34	Peak	99.00	150	Horizontal	Pass
3**	3863.750	42.98	-6.62	54.0	-11.02	AV	99.00	150	Horizontal	Pass
4	5796.750	104.05	-2.96	--	--	Peak	220.00	150	Horizontal	N/A
4**	5796.750	96.19	-2.96	--	--	AV	220.00	150	Horizontal	N/A
5	12283.076	49.03	-2.60	68.2	-19.17	Peak	339.00	150	Horizontal	Pass
5**	12283.076	39.38	-2.60	54.0	-14.62	AV	339.00	150	Horizontal	Pass
6	15805.763	50.91	-0.72	68.2	-17.29	Peak	136.00	150	Horizontal	Pass
6**	15805.763	40.47	-0.72	54.0	-13.53	AV	136.00	150	Horizontal	Pass

11n40, U-NII-3, 1 GHz to 18 GHz, High Channel, ANT V

No.	Frequency (MHz)	Results (dBuV/m)	Factor (dB)	Limit (dBuV/m)	Over Limit (dB)	Detector	Table (Degree)	Height (cm)	Antenna	Verdict
1	1175.600	36.24	-17.57	68.2	-31.96	Peak	206.00	150	Vertical	Pass
1**	1175.600	25.99	-17.57	54.0	-28.01	AV	206.00	150	Vertical	Pass
2	2838.200	41.44	-10.72	68.2	-26.76	Peak	299.00	150	Vertical	Pass
2**	2838.200	32.85	-10.72	54.0	-21.15	AV	299.00	150	Vertical	Pass
3	3863.750	43.90	-6.62	68.2	-24.30	Peak	307.00	150	Vertical	Pass
3**	3863.750	41.00	-6.62	54.0	-13.00	AV	307.00	150	Vertical	Pass
4	5799.250	102.66	-2.89	--	--	Peak	161.00	150	Vertical	N/A
4**	5799.250	95.30	-2.89	--	--	AV	161.00	150	Vertical	N/A
5	11830.638	48.37	-3.33	68.2	-19.83	Peak	38.00	150	Vertical	Pass
5**	11830.638	39.21	-3.33	54.0	-14.79	AV	38.00	150	Vertical	Pass
6	15955.912	50.78	-0.22	68.2	-17.42	Peak	200.00	150	Vertical	Pass
6**	15955.912	41.11	-0.22	54.0	-12.89	AV	200.00	150	Vertical	Pass

11ac20, U-NII-3, 1 GHz to 18 GHz, Low Channel, ANT H

No.	Frequency (MHz)	Results (dBuV/m)	Factor (dB)	Limit (dBuV/m)	Over Limit (dB)	Detector	Table (Degree)	Height (cm)	Antenna	Verdict
1	1189.200	36.38	-17.66	68.2	-31.82	Peak	218.00	150	Horizontal	Pass
1**	1189.200	25.93	-17.66	54.0	-28.07	AV	218.00	150	Horizontal	Pass
2	2857.800	42.40	-10.05	68.2	-25.80	Peak	205.00	150	Horizontal	Pass
2**	2857.800	32.93	-10.05	54.0	-21.07	AV	205.00	150	Horizontal	Pass
3	3830.500	46.71	-6.41	68.2	-21.49	Peak	264.00	150	Horizontal	Pass
3**	3830.500	43.68	-6.41	54.0	-10.32	AV	264.00	150	Horizontal	Pass
4	5746.500	104.59	-2.72	--	--	Peak	222.00	150	Horizontal	N/A
4**	5746.500	97.38	-2.72	--	--	AV	222.00	150	Horizontal	N/A
5	11828.025	48.69	-3.35	68.2	-19.51	Peak	207.00	150	Horizontal	Pass
5**	11828.025	39.52	-3.35	54.0	-14.48	AV	207.00	150	Horizontal	Pass
6	15822.300	50.09	-0.74	68.2	-18.11	Peak	17.00	150	Horizontal	Pass
6**	15822.300	40.47	-0.74	54.0	-13.53	AV	17.00	150	Horizontal	Pass

11ac20, U-NII-3, 1 GHz to 18 GHz, Low Channel, ANT V

No.	Frequency (MHz)	Results (dBuV/m)	Factor (dB)	Limit (dBuV/m)	Over Limit (dB)	Detector	Table (Degree)	Height (cm)	Antenna	Verdict
1	1167.900	35.42	-17.73	68.2	-32.78	Peak	245.00	150	Vertical	Pass
1**	1167.900	25.67	-17.73	54.0	-28.33	AV	245.00	150	Vertical	Pass
2	2805.600	41.50	-10.39	68.2	-26.70	Peak	0.00	150	Vertical	Pass
2**	2805.600	32.81	-10.39	54.0	-21.19	AV	0.00	150	Vertical	Pass
3	4258.500	46.30	-4.58	68.2	-21.90	Peak	12.00	150	Vertical	Pass
3**	4258.500	37.13	-4.58	54.0	-16.87	AV	12.00	150	Vertical	Pass
4	5746.250	102.76	-2.68	--	--	Peak	61.00	150	Vertical	N/A
4**	5746.250	95.41	-2.68	--	--	AV	61.00	150	Vertical	N/A
5	11886.213	48.21	-3.30	68.2	-19.99	Peak	193.00	150	Vertical	Pass
5**	11886.213	39.50	-3.30	54.0	-14.50	AV	193.00	150	Vertical	Pass
6	15963.000	50.01	-0.21	68.2	-18.19	Peak	46.00	150	Vertical	Pass
6**	15963.000	40.54	-0.21	54.0	-13.46	AV	46.00	150	Vertical	Pass

11ac20, U-NII-3, 1 GHz to 18 GHz, Middle Channel, ANT H

No.	Frequency (MHz)	Results (dBuV/m)	Factor (dB)	Limit (dBuV/m)	Over Limit (dB)	Detector	Table (Degree)	Height (cm)	Antenna	Verdict
1	1196.700	37.64	-17.83	68.2	-30.56	Peak	232.00	150	Horizontal	Pass
1**	1196.700	26.67	-17.83	54.0	-27.33	AV	232.00	150	Horizontal	Pass
2	2803.500	41.91	-10.54	68.2	-26.29	Peak	85.00	150	Horizontal	Pass
2**	2803.500	31.67	-10.54	54.0	-22.33	AV	85.00	150	Horizontal	Pass
3	3857.000	44.59	-6.81	68.2	-23.61	Peak	44.00	150	Horizontal	Pass
3**	3857.000	41.16	-6.81	54.0	-12.84	AV	44.00	150	Horizontal	Pass
4	5783.250	105.68	-2.97	--	--	Peak	1.00	150	Horizontal	N/A
4**	5783.250	96.45	-2.97	--	--	AV	1.00	150	Horizontal	N/A
5	12289.250	48.54	-2.54	68.2	-19.66	Peak	360.00	150	Horizontal	Pass
5**	12289.250	37.99	-2.54	54.0	-16.01	AV	360.00	150	Horizontal	Pass
6	15577.650	50.19	-0.93	68.2	-18.01	Peak	39.00	150	Horizontal	Pass
6**	15577.650	39.71	-0.93	54.0	-14.29	AV	39.00	150	Horizontal	Pass

11ac20, U-NII-3, 1 GHz to 18 GHz, Middle Channel, ANT V

No.	Frequency (MHz)	Results (dBuV/m)	Factor (dB)	Limit (dBuV/m)	Over Limit (dB)	Detector	Table (Degree)	Height (cm)	Antenna	Verdict
1	1082.300	37.19	-18.26	68.2	-31.01	Peak	198.00	150	Vertical	Pass
1**	1082.300	25.54	-18.26	54.0	-28.46	AV	198.00	150	Vertical	Pass
2	2805.700	41.17	-10.38	68.2	-27.03	Peak	163.00	150	Vertical	Pass
2**	2805.700	31.74	-10.38	54.0	-22.26	AV	163.00	150	Vertical	Pass
3	3856.750	44.09	-6.81	68.2	-24.11	Peak	83.00	150	Vertical	Pass
3**	3856.750	40.56	-6.81	54.0	-13.44	AV	83.00	150	Vertical	Pass
4	5788.000	103.93	-2.93	--	--	Peak	164.00	150	Vertical	N/A
4**	5788.000	96.24	-2.93	--	--	AV	164.00	150	Vertical	N/A
5	12347.912	48.66	-2.81	68.2	-19.54	Peak	247.00	150	Vertical	Pass
5**	12347.912	38.73	-2.81	54.0	-15.27	AV	247.00	150	Vertical	Pass
6	15548.250	50.53	-0.53	68.2	-17.67	Peak	9.00	150	Vertical	Pass
6**	15548.250	41.31	-0.53	54.0	-12.69	AV	9.00	150	Vertical	Pass

11ac20, U-NII-3, 1 GHz to 18 GHz, High Channel, ANT H

No.	Frequency (MHz)	Results (dBuV/m)	Factor (dB)	Limit (dBuV/m)	Over Limit (dB)	Detector	Table (Degree)	Height (cm)	Antenna	Verdict
1	1196.300	36.89	-17.84	68.2	-31.31	Peak	264.00	150	Horizontal	Pass
1**	1196.300	26.63	-17.84	54.0	-27.37	AV	264.00	150	Horizontal	Pass
2	2790.800	41.28	-10.82	68.2	-26.92	Peak	0.00	150	Horizontal	Pass
2**	2790.800	31.85	-10.82	54.0	-22.15	AV	0.00	150	Horizontal	Pass
3	3883.500	47.61	-6.29	68.2	-20.59	Peak	172.00	150	Horizontal	Pass
3**	3883.500	43.97	-6.29	54.0	-10.03	AV	172.00	150	Horizontal	Pass
4	5822.250	104.51	-2.44	--	--	Peak	11.00	150	Horizontal	N/A
4**	5822.250	97.46	-2.44	--	--	AV	11.00	150	Horizontal	N/A
5	12296.612	48.59	-2.47	68.2	-19.61	Peak	351.00	150	Horizontal	Pass
5**	12296.612	38.77	-2.47	54.0	-15.23	AV	351.00	150	Horizontal	Pass
6	16079.287	51.44	-0.61	68.2	-16.76	Peak	17.00	150	Horizontal	Pass
6**	16079.287	40.40	-0.61	54.0	-13.60	AV	17.00	150	Horizontal	Pass

11ac20, U-NII-3, 1 GHz to 18 GHz, High Channel, ANT V

No.	Frequency (MHz)	Results (dBuV/m)	Factor (dB)	Limit (dBuV/m)	Over Limit (dB)	Detector	Table (Degree)	Height (cm)	Antenna	Verdict
1	1036.600	37.64	-18.13	68.2	-30.56	Peak	234.00	150	Vertical	Pass
1**	1036.600	26.30	-18.13	54.0	-27.70	AV	234.00	150	Vertical	Pass
2	2794.100	41.44	-10.51	68.2	-26.76	Peak	221.00	150	Vertical	Pass
2**	2794.100	32.02	-10.51	54.0	-21.98	AV	221.00	150	Vertical	Pass
3	4144.500	46.89	-5.94	68.2	-21.31	Peak	236.00	150	Vertical	Pass
3**	4144.500	36.89	-5.94	54.0	-17.11	AV	236.00	150	Vertical	Pass
4	5819.750	104.19	-2.34	--	--	Peak	164.00	150	Vertical	N/A
4**	5819.750	94.48	-2.34	--	--	AV	164.00	150	Vertical	N/A
5	12224.175	48.57	-2.95	68.2	-19.63	Peak	281.00	150	Vertical	Pass
5**	12224.175	38.56	-2.95	54.0	-15.44	AV	281.00	150	Vertical	Pass
6	15512.813	50.56	-0.77	68.2	-17.64	Peak	81.00	150	Vertical	Pass
6**	15512.813	40.50	-0.77	54.0	-13.50	AV	81.00	150	Vertical	Pass

11ac40, U-NII-3, 1 GHz to 18 GHz, Low Channel, ANT H

No.	Frequency (MHz)	Results (dBuV/m)	Factor (dB)	Limit (dBuV/m)	Over Limit (dB)	Detector	Table (Degree)	Height (cm)	Antenna	Verdict
1	1196.500	37.07	-17.85	68.2	-31.13	Peak	228.00	150	Horizontal	Pass
1**	1196.500	27.08	-17.85	54.0	-26.92	AV	228.00	150	Horizontal	Pass
2	2795.800	41.73	-10.53	68.2	-26.47	Peak	278.00	150	Horizontal	Pass
2**	2795.800	32.51	-10.53	54.0	-21.49	AV	278.00	150	Horizontal	Pass
3	3837.000	45.95	-6.39	68.2	-22.25	Peak	186.00	150	Horizontal	Pass
3**	3837.000	43.88	-6.39	54.0	-10.12	AV	186.00	150	Horizontal	Pass
4	5751.750	102.76	-2.85	--	--	Peak	225.00	150	Horizontal	N/A
4**	5751.750	94.98	-2.85	--	--	AV	225.00	150	Horizontal	N/A
5	11236.650	48.47	-4.19	68.2	-19.73	Peak	253.00	150	Horizontal	Pass
5**	11236.650	38.81	-4.19	54.0	-15.19	AV	253.00	150	Horizontal	Pass
6	15935.700	50.40	-0.51	68.2	-17.80	Peak	19.00	150	Horizontal	Pass
6**	15935.700	40.24	-0.51	54.0	-13.76	AV	19.00	150	Horizontal	Pass

11ac40, U-NII-3, 1 GHz to 18 GHz, Low Channel, ANT V

No.	Frequency (MHz)	Results (dBuV/m)	Factor (dB)	Limit (dBuV/m)	Over Limit (dB)	Detector	Table (Degree)	Height (cm)	Antenna	Verdict
1	1194.800	36.94	-17.77	68.2	-31.26	Peak	273.00	150	Vertical	Pass
1**	1194.800	25.78	-17.77	54.0	-28.22	AV	273.00	150	Vertical	Pass
2	2817.700	41.82	-10.91	68.2	-26.38	Peak	49.00	150	Vertical	Pass
2**	2817.700	32.27	-10.91	54.0	-21.73	AV	49.00	150	Vertical	Pass
3	3784.750	45.67	-5.77	68.2	-22.53	Peak	28.00	150	Vertical	Pass
3**	3784.750	36.47	-5.77	54.0	-17.53	AV	28.00	150	Vertical	Pass
4	5752.750	100.64	-2.84	--	--	Peak	164.00	150	Vertical	N/A
4**	5752.750	93.23	-2.84	--	--	AV	164.00	150	Vertical	N/A
5	11841.800	49.71	-3.26	68.2	-18.49	Peak	230.00	150	Vertical	Pass
5**	11841.800	37.99	-3.26	54.0	-16.01	AV	230.00	150	Vertical	Pass
6	15986.888	50.56	-0.17	68.2	-17.64	Peak	53.00	150	Vertical	Pass
6**	15986.888	42.19	-0.17	54.0	-11.81	AV	53.00	150	Vertical	Pass

11ac40, U-NII-3, 1 GHz to 18 GHz, High Channel, ANT H

No.	Frequency (MHz)	Results (dBuV/m)	Factor (dB)	Limit (dBuV/m)	Over Limit (dB)	Detector	Table (Degree)	Height (cm)	Antenna	Verdict
1	1061.600	38.13	-18.09	68.2	-30.07	Peak	186.00	150	Horizontal	Pass
1**	1061.600	25.82	-18.09	54.0	-28.18	AV	186.00	150	Horizontal	Pass
2	2758.700	41.53	-11.15	68.2	-26.67	Peak	15.00	150	Horizontal	Pass
2**	2758.700	32.44	-11.15	54.0	-21.56	AV	15.00	150	Horizontal	Pass
3	3863.500	46.92	-6.63	68.2	-21.28	Peak	168.20	150	Horizontal	Pass
3**	3863.500	43.73	-6.63	54.0	-10.27	AV	168.20	150	Horizontal	Pass
4	5796.500	103.01	-2.95	--	--	Peak	223.00	150	Horizontal	N/A
4**	5796.500	94.26	-2.95	--	--	AV	223.00	150	Horizontal	N/A
5	12276.901	49.39	-2.66	68.2	-18.81	Peak	269.00	150	Horizontal	Pass
5**	12276.901	39.15	-2.66	54.0	-14.85	AV	269.00	150	Horizontal	Pass
6	16003.951	50.96	-0.15	68.2	-17.24	Peak	1.00	150	Horizontal	Pass
6**	16003.951	40.37	-0.15	54.0	-13.63	AV	1.00	150	Horizontal	Pass

11ac40, U-NII-3, 1 GHz to 18 GHz, High Channel, ANT V

No.	Frequency (MHz)	Results (dBuV/m)	Factor (dB)	Limit (dBuV/m)	Over Limit (dB)	Detector	Table (Degree)	Height (cm)	Antenna	Verdict
1	1083.100	35.56	-18.26	68.2	-32.64	Peak	190.00	150	Vertical	Pass
1**	1083.100	24.99	-18.26	54.0	-29.01	AV	190.00	150	Vertical	Pass
2	2721.800	43.57	-11.40	68.2	-24.63	Peak	214.00	150	Vertical	Pass
2**	2721.800	31.72	-11.40	54.0	-22.28	AV	214.00	150	Vertical	Pass
3	3976.750	46.43	-5.50	68.2	-21.77	Peak	360.00	150	Vertical	Pass
3**	3976.750	36.71	-5.50	54.0	-17.29	AV	360.00	150	Vertical	Pass
4	5797.750	102.31	-2.94	--	--	Peak	233.00	150	Vertical	N/A
4**	5797.750	95.33	-2.94	--	--	AV	233.00	150	Vertical	N/A
5	12294.950	49.07	-2.48	68.2	-19.13	Peak	225.00	150	Vertical	Pass
5**	12294.950	38.96	-2.48	54.0	-15.04	AV	225.00	150	Vertical	Pass
6	15957.488	50.28	-0.22	68.2	-17.92	Peak	63.00	150	Vertical	Pass
6**	15957.488	42.11	-0.22	54.0	-11.89	AV	63.00	150	Vertical	Pass

11ac80, U-NII-3, 1 GHz to 18 GHz, Middle Channel, ANT H

No.	Frequency (MHz)	Results (dBuV/m)	Factor (dB)	Limit (dBuV/m)	Over Limit (dB)	Detector	Table (Degree)	Height (cm)	Antenna	Verdict
1	1197.600	37.31	-17.74	68.2	-30.89	Peak	260.00	150	Horizontal	Pass
1**	1197.600	27.14	-17.74	54.0	-26.86	AV	260.00	150	Horizontal	Pass
2	2742.600	41.90	-10.49	68.2	-26.30	Peak	41.00	150	Horizontal	Pass
2**	2742.600	32.35	-10.49	54.0	-21.65	AV	41.00	150	Horizontal	Pass
3	3850.250	47.70	-6.61	68.2	-20.50	Peak	172.00	150	Horizontal	Pass
3**	3850.250	44.41	-6.61	54.0	-9.59	AV	172.00	150	Horizontal	Pass
4	5769.750	100.87	-2.60	--	--	Peak	11.00	150	Horizontal	N/A
4**	5769.750	93.73	-2.60	--	--	AV	11.00	150	Horizontal	N/A
5	11839.662	48.37	-3.27	68.2	-19.83	Peak	328.00	150	Horizontal	Pass
5**	11839.662	39.24	-3.27	54.0	-14.76	AV	328.00	150	Horizontal	Pass
6	15819.150	50.64	-0.73	68.2	-17.56	Peak	36.00	150	Horizontal	Pass
6**	15819.150	40.54	-0.73	54.0	-13.46	AV	36.00	150	Horizontal	Pass

11ac80, U-NII-3, 1 GHz to 18 GHz, Middle Channel, ANT V

No.	Frequency (MHz)	Results (dBuV/m)	Factor (dB)	Limit (dBuV/m)	Over Limit (dB)	Detector	Table (Degree)	Height (cm)	Antenna	Verdict
1	1078.200	36.16	-18.21	68.2	-32.04	Peak	188.00	150	Vertical	Pass
1**	1078.200	25.35	-18.21	54.0	-28.65	AV	188.00	150	Vertical	Pass
2	2741.700	42.35	-10.46	68.2	-25.85	Peak	209.00	150	Vertical	Pass
2**	2741.700	32.39	-10.46	54.0	-21.61	AV	209.00	150	Vertical	Pass
3	3795.000	46.11	-6.16	68.2	-22.09	Peak	68.00	150	Vertical	Pass
3**	3795.000	35.57	-6.16	54.0	-18.43	AV	68.00	150	Vertical	Pass
4	5771.500	98.78	-2.73	--	--	Peak	117.00	150	Vertical	N/A
4**	5771.500	91.91	-2.73	--	--	AV	117.00	150	Vertical	N/A
5	11847.500	48.41	-3.22	68.2	-19.79	Peak	102.00	150	Vertical	Pass
5**	11847.500	38.91	-3.22	54.0	-15.09	AV	102.00	150	Vertical	Pass
6	16022.587	50.37	-0.13	68.2	-17.83	Peak	65.00	150	Vertical	Pass
6**	16022.587	39.78	-0.13	54.0	-14.22	AV	65.00	150	Vertical	Pass

Simultaneous transmission

MAIN antenna: 5G 802.11n20 mode + AUX antenna: BLE mode and 5G 802.11n20 mode

30 MHz to 18 GHz, ANT V

No.	Frequency (MHz)	Results (dBuV/m)	Factor (dB)	Limit (dBuV/m)	Over Limit (dB)	Detector	Table (Degree)	Height (cm)	Antenna	Verdict
1	1113.600	40.37	-18.56	68.2	-27.83	Peak	123.00	150	Horizontal	Pass
1**	1113.600	31.46	-18.56	54.0	-22.54	AV	123.00	150	Horizontal	Pass
2	1327.700	47.29	-17.49	68.2	-20.91	Peak	147.00	150	Horizontal	Pass
2**	1327.700	39.31	-17.49	54.0	-14.69	AV	147.00	150	Horizontal	Pass
3	2401.700	100.84	-12.26	--	--	Peak	91.00	150	Horizontal	N/A
3**	2401.700	99.46	-12.26	--	--	AV	91.00	150	Horizontal	N/A
4	5177.600	107.22	-2.75	--	--	Peak	4.00	150	Horizontal	N/A
4**	5177.600	100.70	-2.75	--	--	AV	4.00	150	Horizontal	N/A
5	7336.950	49.63	-3.48	68.2	-18.57	Peak	52.00	150	Horizontal	Pass
5**	7336.950	40.54	-3.48	54.0	-13.46	AV	52.00	150	Horizontal	Pass
6	11634.213	53.53	-0.21	68.2	-14.67	Peak	360.00	150	Horizontal	Pass
6**	11634.213	44.22	-0.21	54.0	-9.78	AV	360.00	150	Horizontal	Pass

30 MHz to 18 GHz, ANT V

No.	Frequency (MHz)	Results (dBuV/m)	Factor (dB)	Limit (dBuV/m)	Over Limit (dB)	Detector	Table (Degree)	Height (cm)	Antenna	Verdict
1	1183.100	50.73	-17.98	68.2	-17.47	Peak	93.00	150	Vertical	Pass
1**	1183.100	38.50	-17.98	54.0	-15.50	AV	93.00	150	Vertical	Pass
2	1329.700	47.22	-17.43	68.2	-20.98	Peak	118.00	150	Vertical	Pass
2**	1329.700	31.95	-17.43	54.0	-22.05	AV	118.00	150	Vertical	Pass
3	2401.700	93.22	-12.26	--	--	Peak	85.00	150	Vertical	N/A
3**	2401.700	91.74	-12.26	--	--	AV	85.00	150	Vertical	N/A
4	5179.200	106.29	-2.68	--	--	Peak	75.00	150	Vertical	N/A
4**	5179.200	100.33	-2.68	--	--	AV	75.00	150	Vertical	N/A
5	7341.550	50.02	-3.65	68.2	-18.18	Peak	32.00	150	Vertical	Pass
5**	7341.550	41.01	-3.65	54.0	-12.99	AV	32.00	150	Vertical	Pass
6	12274.763	53.35	1.61	68.2	-14.85	Peak	318.00	150	Vertical	Pass
6**	12274.763	44.09	1.61	54.0	-9.91	AV	318.00	150	Vertical	Pass

A.6.2 Band Edge (Restricted-band)

Test Band	Mode	Channel	Verdict
U-NII-1	802.11a	Low	Pass
		High	Pass
	802.11n(HT20)	Low	Pass
		High	Pass
	802.11n(HT40)	Low	Pass
		High	Pass
	802.11ac(VHT20)	Low	Pass
		High	Pass
	802.11ac(VHT40)	Low	Pass
		High	Pass
	802.11ac(VHT80)	Middle	Pass
U-NII-3	802.11a	Low	Pass
		High	Pass
	802.11n(HT20)	Low	Pass
		High	Pass
	802.11n(HT40)	Low	Pass
		High	Pass
	802.11ac(VHT20)	Low	Pass
		High	Pass
	802.11ac(VHT40)	Low	Pass
		High	Pass
	802.11ac(VHT80)	Middle	Pass

Test Data and Plots

Main Antenna

U-NII-1 11a CH36

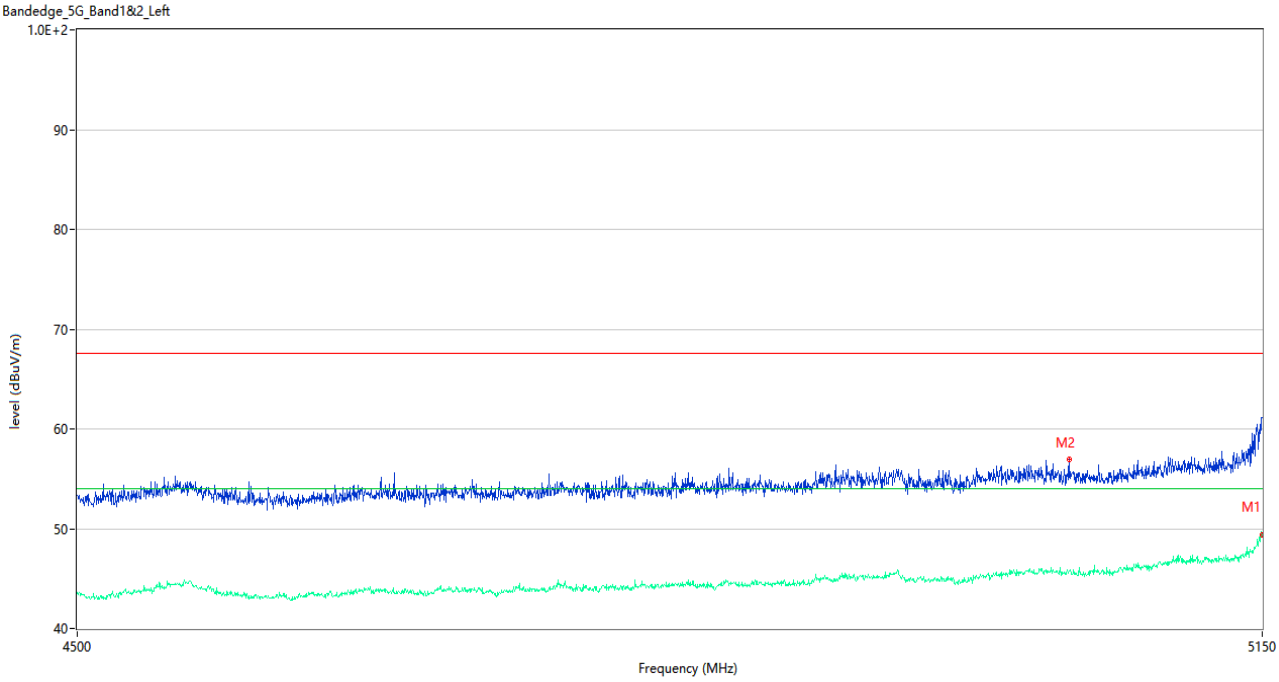

No.	Frequency (MHz)	Results (dBuV/m)	Factor (dB)	Limit (dBuV/m)	Over Limit (dB)	Detector	Table (Degree)	Height (cm)	Antenna	Verdict
1	5150.000	61.13	3.88	68.2	-7.07	Peak	346.00	150	Horizontal	Pass
1**	5150.000	49.39	3.88	54.0	-4.61	AV	346.00	150	Horizontal	Pass
2	5037.875	56.91	4.25	68.2	-11.29	Peak	14.00	150	Horizontal	Pass
2**	5037.875	45.74	4.25	54.0	-8.26	AV	14.00	150	Horizontal	Pass

U-NII-1 11a CH36

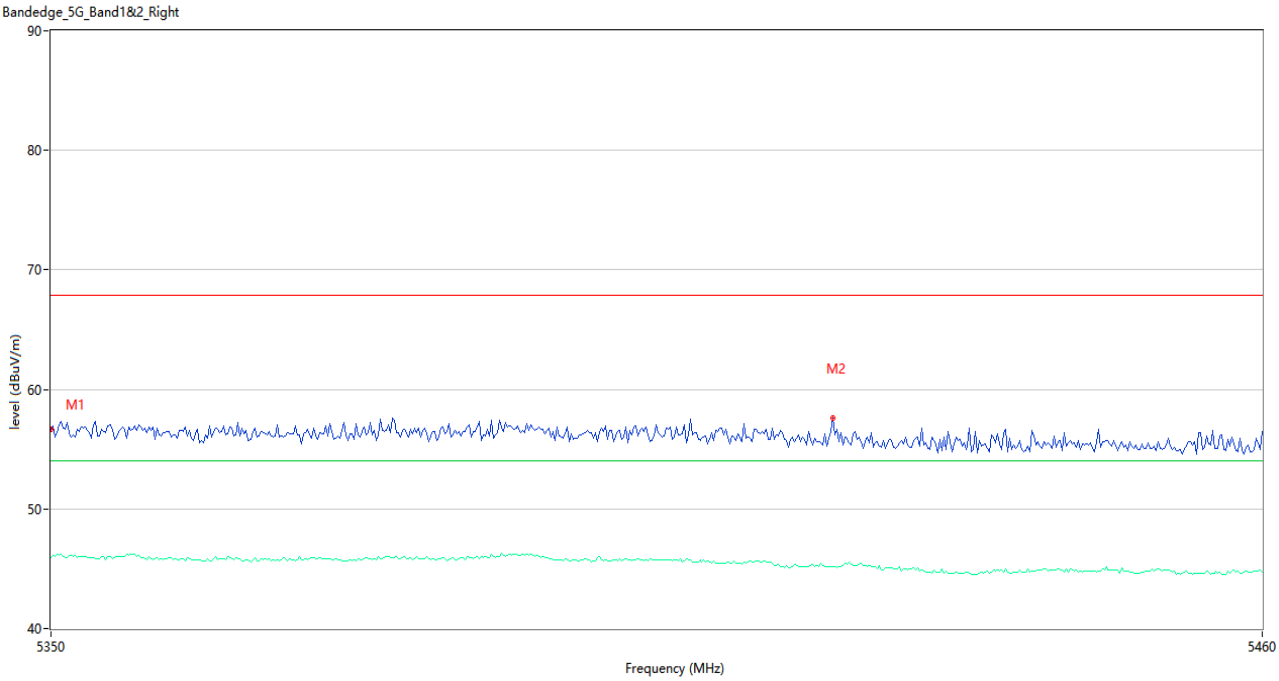

No.	Frequency (MHz)	Results (dBuV/m)	Factor (dB)	Limit (dBuV/m)	Over Limit (dB)	Detector	Table (Degree)	Height (cm)	Antenna	Verdict
1	5350.000	56.70	3.63	68.2	-11.5	Peak	311.00	150	Horizontal	Pass
1**	5350.000	45.97	3.63	54.0	-8.03	AV	311.00	150	Horizontal	Pass
2	5420.767	57.60	3.98	68.2	-10.6	Peak	151.00	150	Horizontal	Pass
2**	5420.767	45.13	3.98	54.0	-8.87	AV	151.00	150	Horizontal	Pass

U-NII-1 11n20 CH36

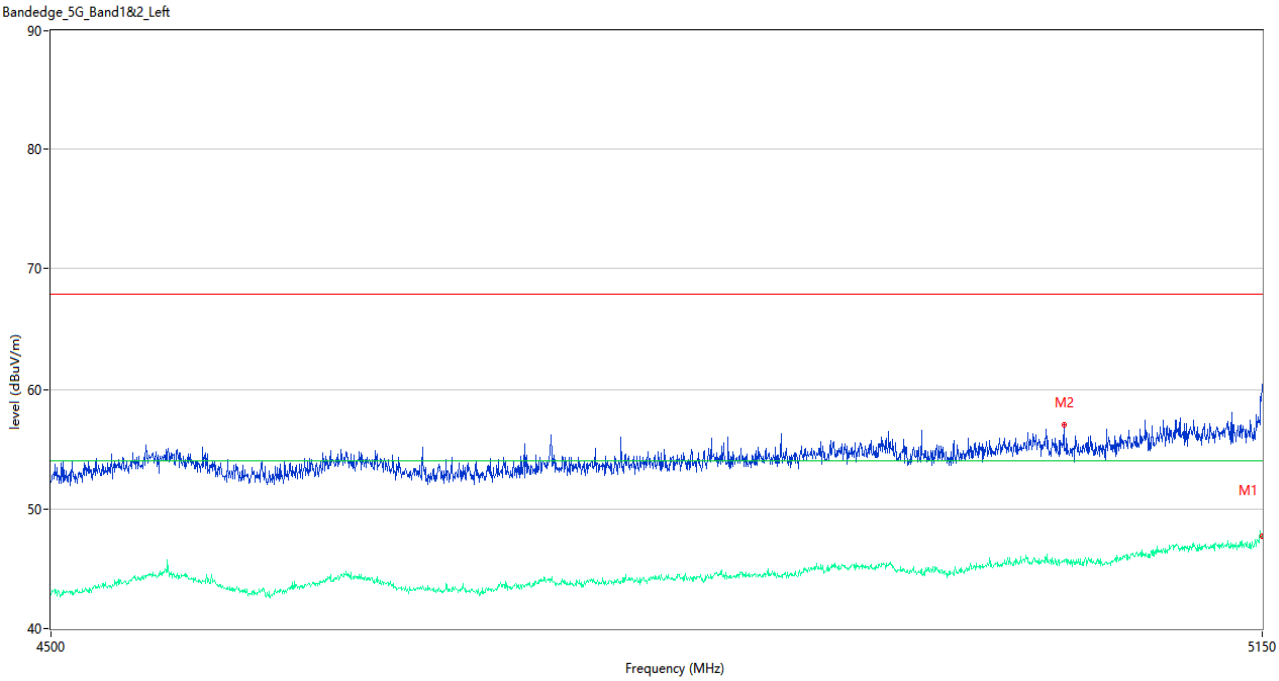

No.	Frequency (MHz)	Results (dBuV/m)	Factor (dB)	Limit (dBuV/m)	Over Limit (dB)	Detector	Table (Degree)	Height (cm)	Antenna	Verdict
1	5150.000	60.47	3.88	68.2	-7.73	Peak	341.00	150	Horizontal	Pass
1**	5150.000	47.72	3.88	54.0	-6.28	AV	341.00	150	Horizontal	Pass
2	5037.550	57.06	4.24	68.2	-11.14	Peak	343.00	150	Horizontal	Pass
2**	5037.550	45.73	4.24	54.0	-8.27	AV	343.00	150	Horizontal	Pass

U-NII-1 11n20 CH48

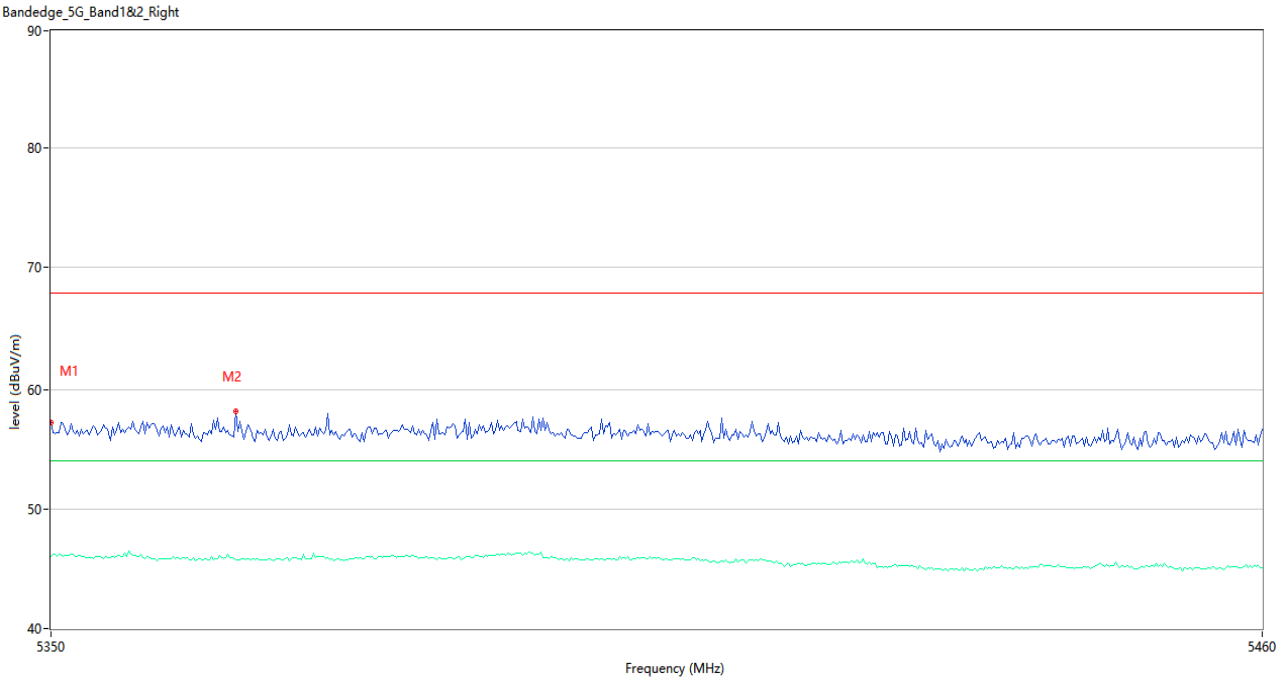

No.	Frequency (MHz)	Results (dBuV/m)	Factor (dB)	Limit (dBuV/m)	Over Limit (dB)	Detector	Table (Degree)	Height (cm)	Antenna	Verdict
1	5350.000	57.22	3.63	68.2	-10.98	Peak	38.00	150	Horizontal	Pass
1**	5350.000	46.03	3.63	54.0	-7.97	AV	38.00	150	Horizontal	Pass
2	5366.683	58.16	3.71	68.2	-10.04	Peak	20.00	150	Horizontal	Pass
2**	5366.683	45.72	3.71	54.0	-8.28	AV	20.00	150	Horizontal	Pass

U-NII-1 11n40 CH38

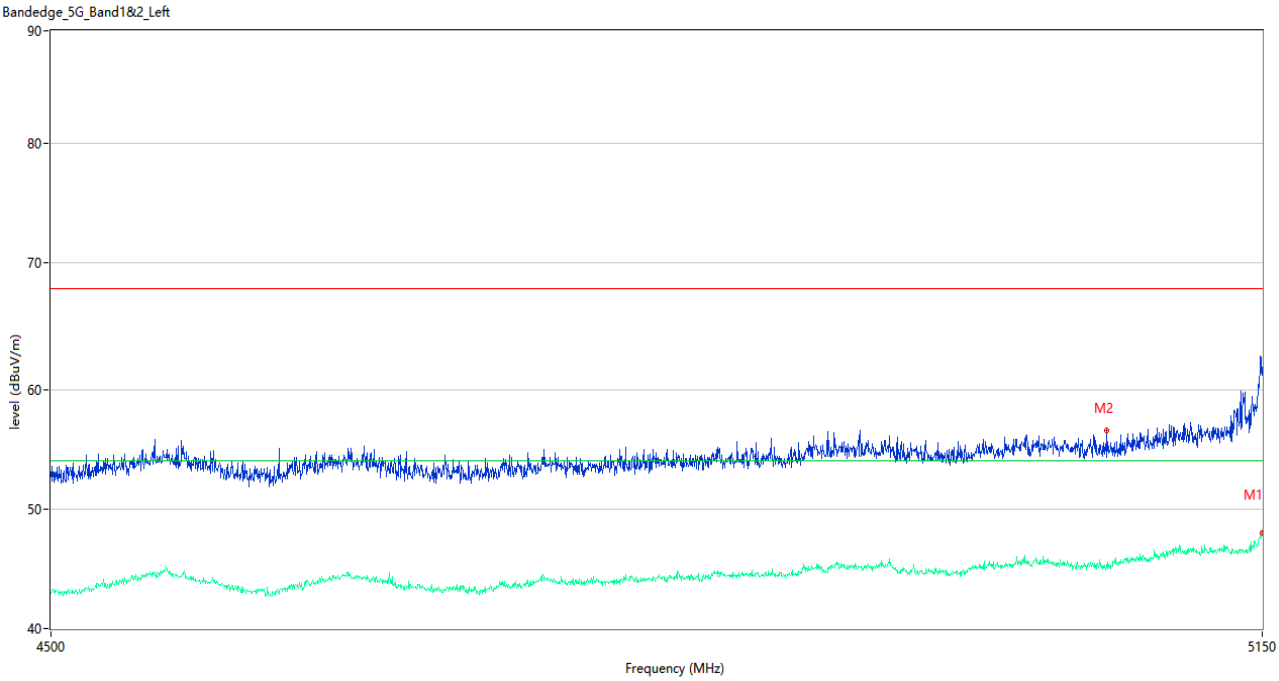

No.	Frequency (MHz)	Results (dBuV/m)	Factor (dB)	Limit (dBuV/m)	Over Limit (dB)	Detector	Table (Degree)	Height (cm)	Antenna	Verdict
1	5150.000	61.19	3.88	68.2	-7.01	Peak	342.00	150	Horizontal	Pass
1**	5150.000	48.04	3.88	54.0	-5.96	AV	342.00	150	Horizontal	Pass
2	5061.600	56.54	4.18	68.2	-11.66	Peak	6.00	150	Horizontal	Pass
2**	5061.600	45.13	4.18	54.0	-8.87	AV	6.00	150	Horizontal	Pass

U-NII-1 11n40 CH46

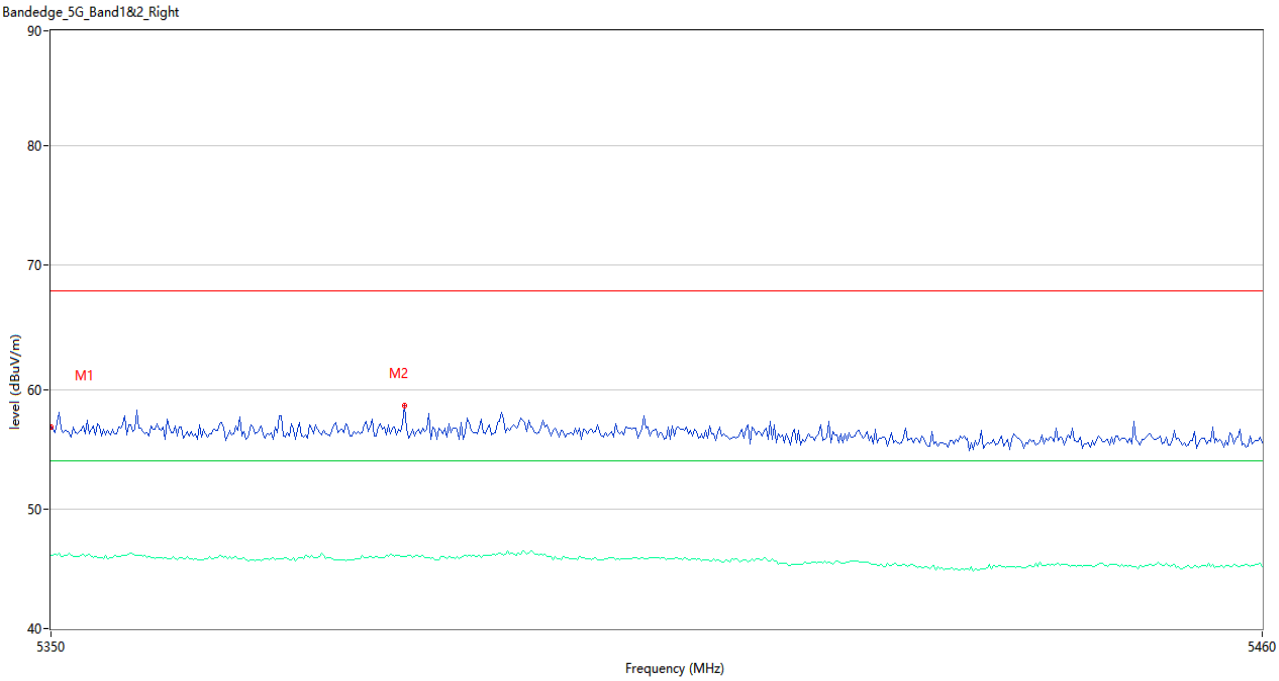

No.	Frequency (MHz)	Results (dBuV/m)	Factor (dB)	Limit (dBuV/m)	Over Limit (dB)	Detector	Table (Degree)	Height (cm)	Antenna	Verdict
1	5350.000	56.89	3.63	68.2	-11.31	Peak	360.00	150	Horizontal	Pass
1**	5350.000	46.08	3.63	54.0	-7.92	AV	360.00	150	Horizontal	Pass
2	5381.900	58.64	4.44	68.2	-9.56	Peak	282.00	150	Horizontal	Pass
2**	5381.900	46.02	4.44	54.0	-7.98	AV	282.00	150	Horizontal	Pass

U-NII-1 11ac20 CH36

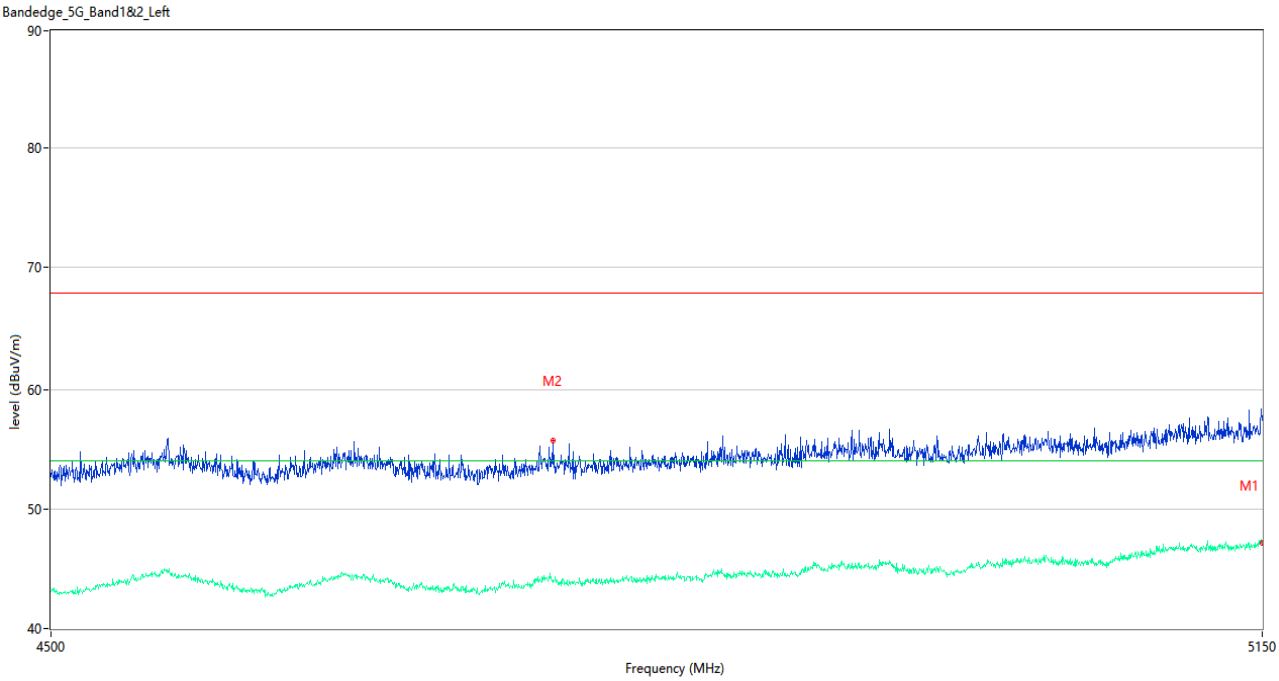

No.	Frequency (MHz)	Results (dBuV/m)	Factor (dB)	Limit (dBuV/m)	Over Limit (dB)	Detector	Table (Degree)	Height (cm)	Antenna	Verdict
1	5150.000	57.46	3.88	68.2	-10.74	Peak	0.00	150	Horizontal	Pass
1**	5150.000	47.17	3.88	54.0	-6.83	AV	0.00	150	Horizontal	Pass
2	4759.025	55.73	3.18	68.2	-12.47	Peak	124.00	150	Horizontal	Pass
2**	4759.025	43.90	3.18	54.0	-10.10	AV	124.00	150	Horizontal	Pass

U-NII-1 11ac20 CH48

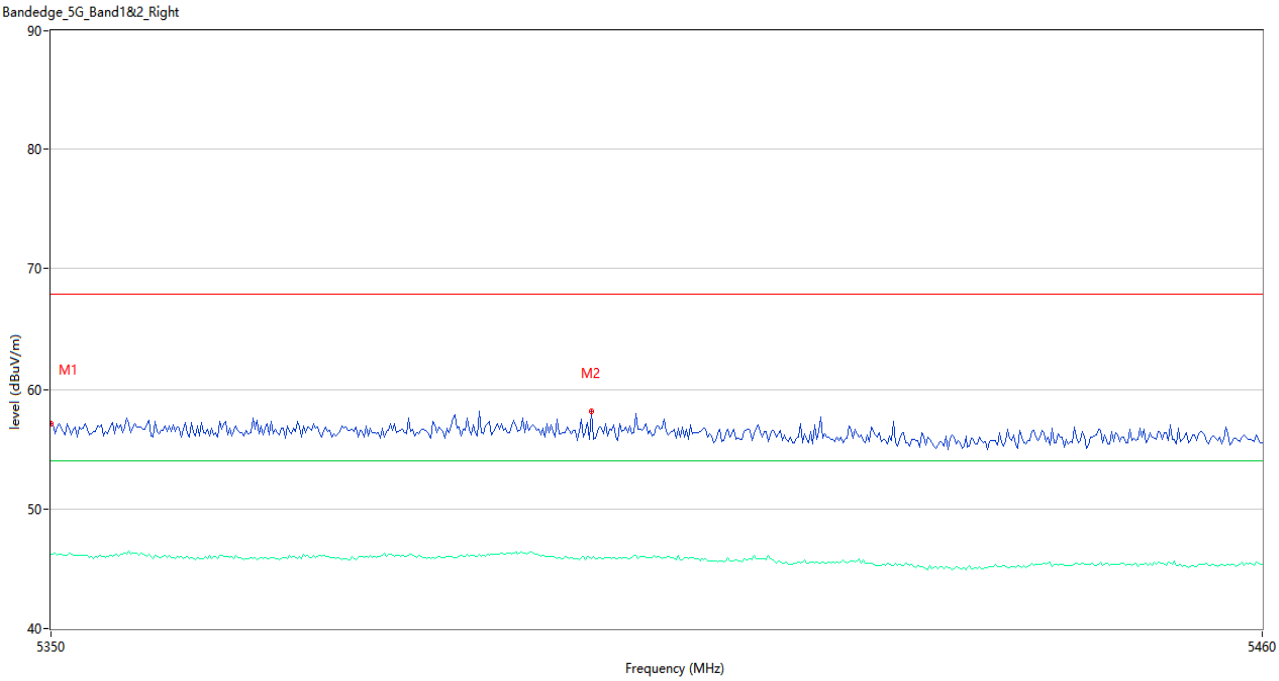

No.	Frequency (MHz)	Results (dBuV/m)	Factor (dB)	Limit (dBuV/m)	Over Limit (dB)	Detector	Table (Degree)	Height (cm)	Antenna	Verdict
1	5350.000	57.13	3.63	68.2	-11.07	Peak	290.00	150	Horizontal	Pass
1**	5350.000	46.22	3.63	54.0	-7.78	AV	290.00	150	Horizontal	Pass
2	5398.767	58.19	4.43	68.2	-10.01	Peak	14.00	150	Horizontal	Pass
2**	5398.767	45.85	4.43	54.0	-8.15	AV	14.00	150	Horizontal	Pass

U-NII-1 11ac40 CH38

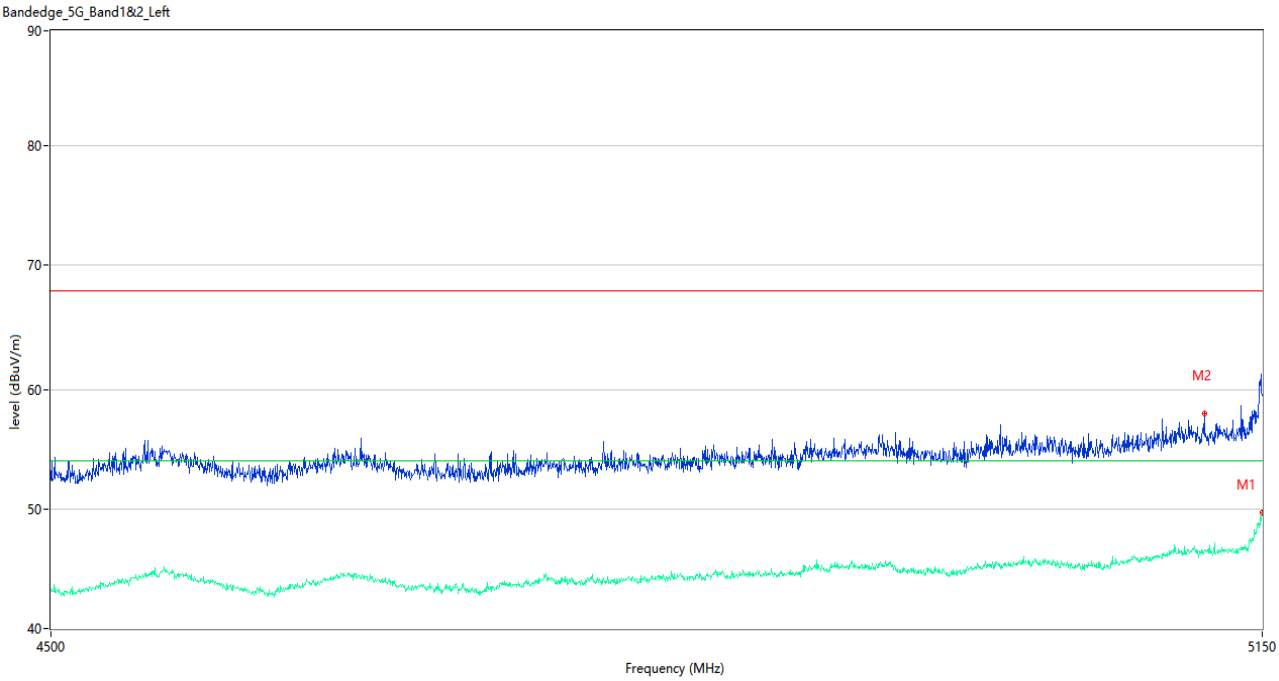

No.	Frequency (MHz)	Results (dBuV/m)	Factor (dB)	Limit (dBuV/m)	Over Limit (dB)	Detector	Table (Degree)	Height (cm)	Antenna	Verdict
1	5150.000	59.46	3.88	68.2	-8.74	Peak	0.00	150	Horizontal	Pass
1**	5150.000	49.72	3.88	54.0	-4.28	AV	0.00	150	Horizontal	Pass
2	5116.850	58.02	4.61	68.2	-10.18	Peak	250.00	150	Horizontal	Pass
2**	5116.850	46.54	4.61	54.0	-7.46	AV	250.00	150	Horizontal	Pass

U-NII-1 11ac40 CH46

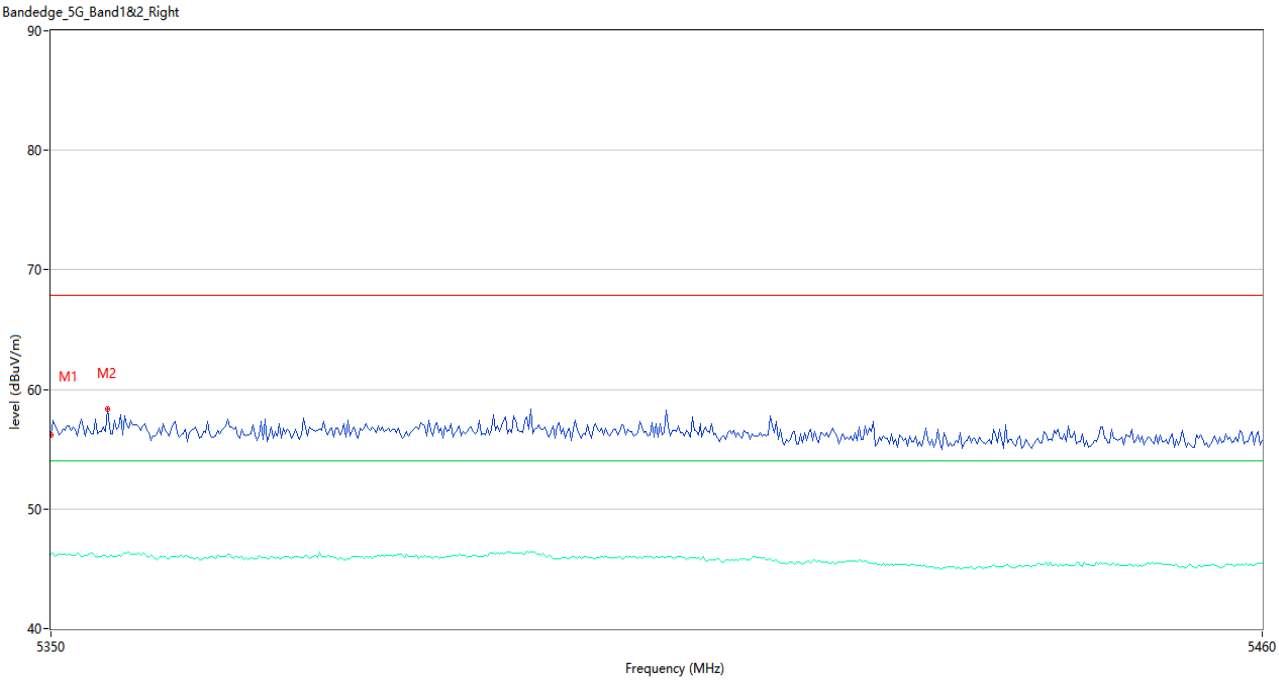

No.	Frequency (MHz)	Results (dBuV/m)	Factor (dB)	Limit (dBuV/m)	Over Limit (dB)	Detector	Table (Degree)	Height (cm)	Antenna	Verdict
1	5350.000	56.23	3.63	68.2	-11.97	Peak	59.00	150	Horizontal	Pass
1**	5350.000	46.23	3.63	54.0	-7.77	AV	59.00	150	Horizontal	Pass
2	5355.133	58.32	3.48	68.2	-9.88	Peak	115.00	150	Horizontal	Pass
2**	5355.133	45.96	3.48	54.0	-8.04	AV	115.00	150	Horizontal	Pass

U-NII-1 11ac80 CH42

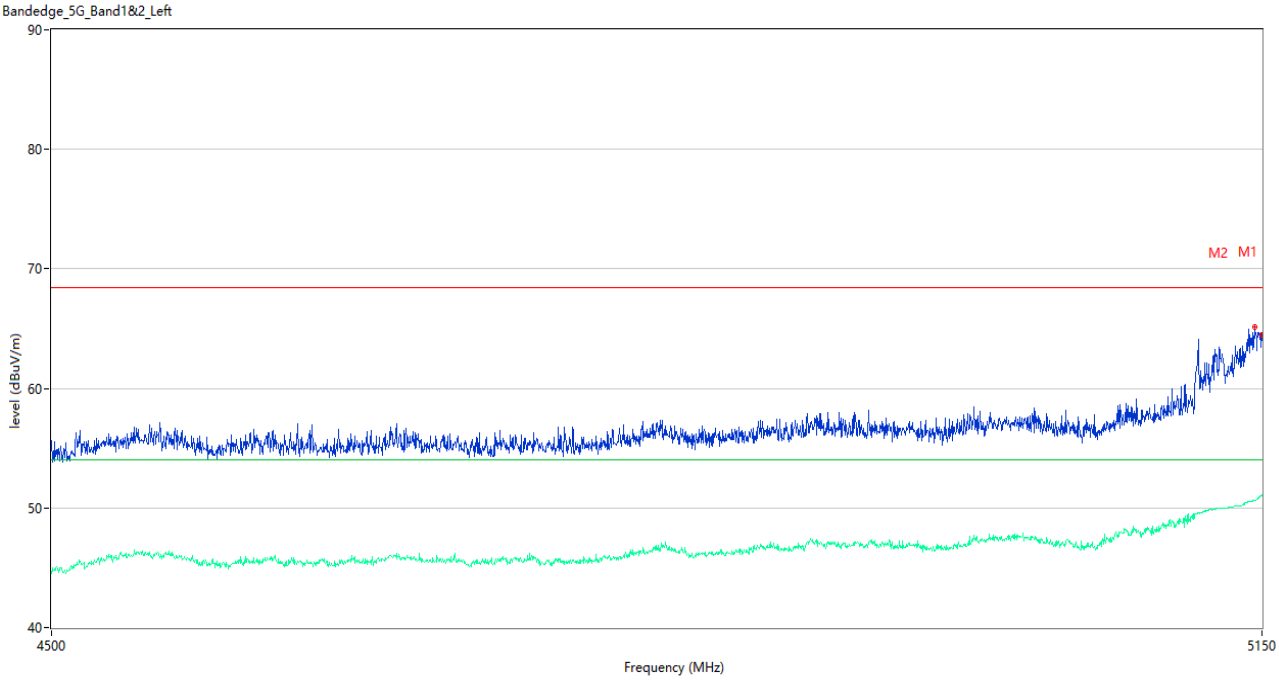

No.	Frequency (MHz)	Results (dBuV/m)	Factor (dB)	Limit (dBuV/m)	Over Limit (dB)	Detector	Table (Degree)	Height (cm)	Antenna	Verdict
1	5150.000	64.45	2.56	68.2	-3.75	Peak	220.00	150	Horizontal	Pass
1**	5150.000	50.819	2.56	54.0	-3.181	AV	220.00	150	Horizontal	Pass
2	5146.425	64.95	2.66	68.2	-3.25	Peak	162.00	150	Horizontal	Pass
2**	5146.425	50.635	2.66	54.0	-3.365	AV	162.00	150	Horizontal	Pass

U-NII-1 11ac80 CH42

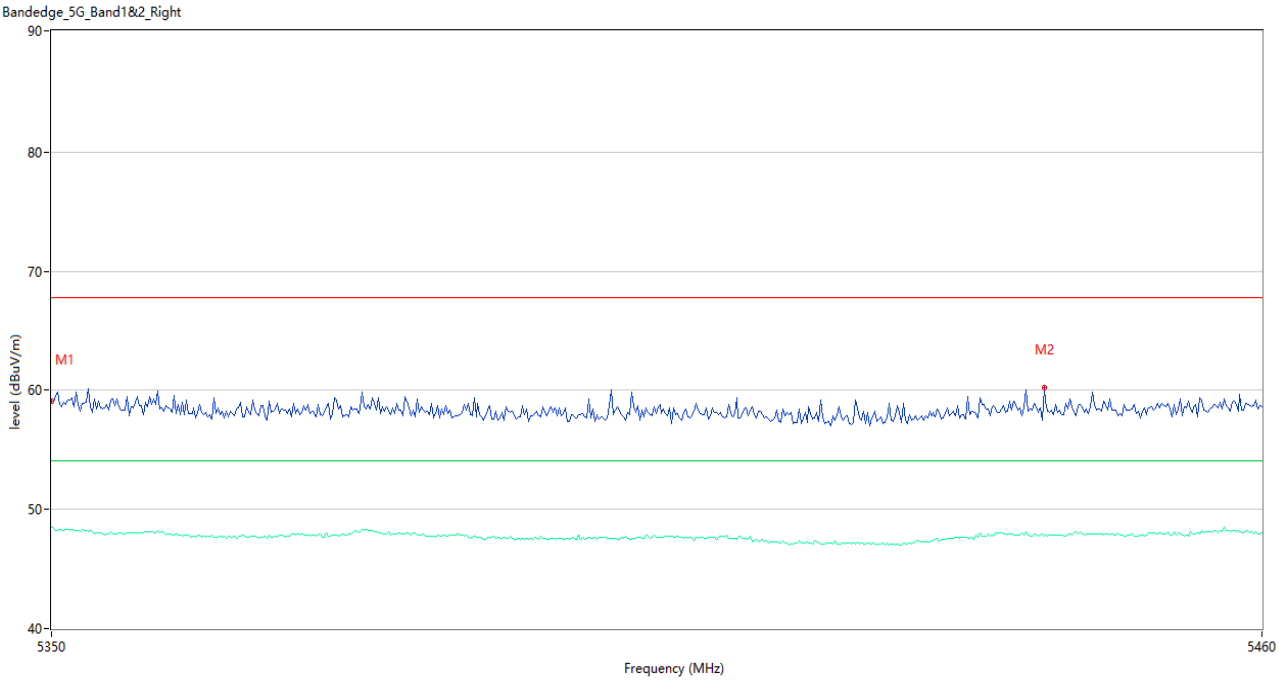

No.	Frequency (MHz)	Results (dBuV/m)	Factor (dB)	Limit (dBuV/m)	Over Limit (dB)	Detector	Table (Degree)	Height (cm)	Antenna	Verdict
1	5350.000	59.00	2.55	68.2	-9.2	Peak	360.00	150	Horizontal	Pass
1**	5350.000	48.43	2.55	54.0	-5.57	AV	360.00	150	Horizontal	Pass
2	5440.016	60.11	2.76	68.2	-8.09	Peak	94.00	150	Horizontal	Pass
2**	5440.016	47.71	2.76	54.0	-6.29	AV	94.00	150	Horizontal	Pass

U-NII-3 11a CH149

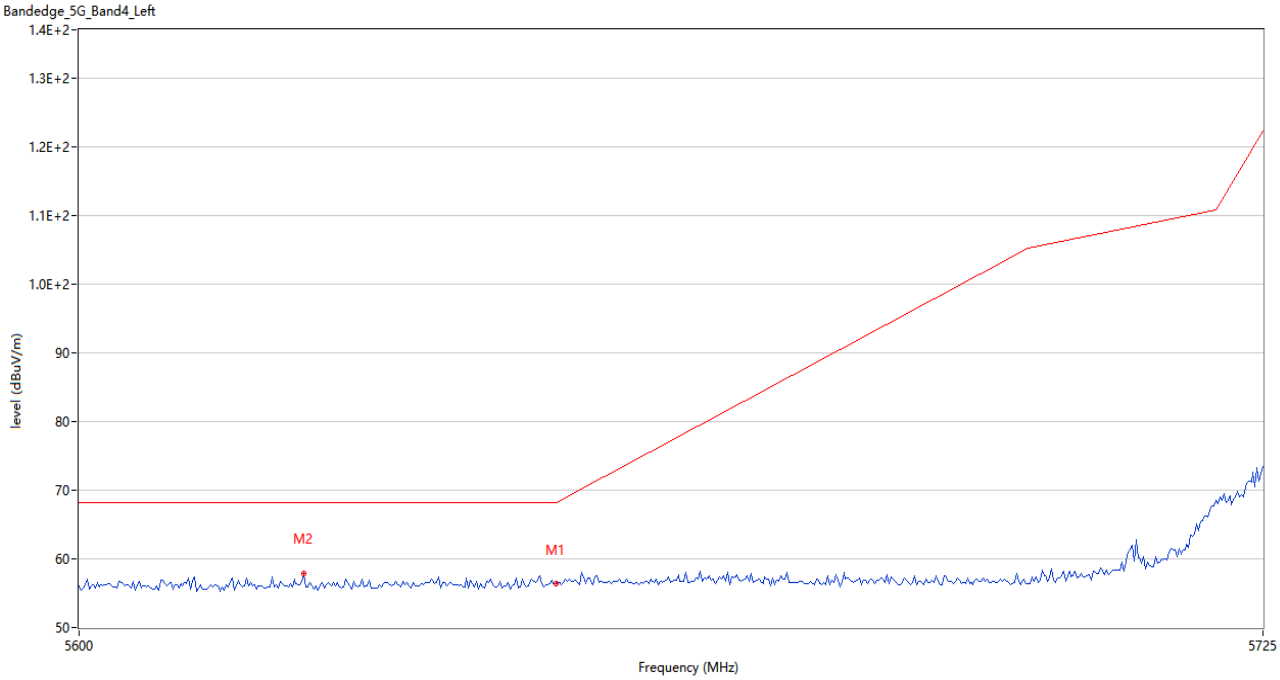

No.	Frequency (MHz)	Results (dBuV/m)	Factor (dB)	Limit (dBuV/m)	Over Limit (dB)	Detector	Table (Degree)	Height (cm)	Antenna	Verdict
1	5650.000	56.37	2.91	68.2	-11.83	Peak	167.00	150	Horizontal	Pass
2	5623.541	57.88	2.48	68.2	-10.32	Peak	25.00	150	Horizontal	Pass

U-NII-3 11a CH165

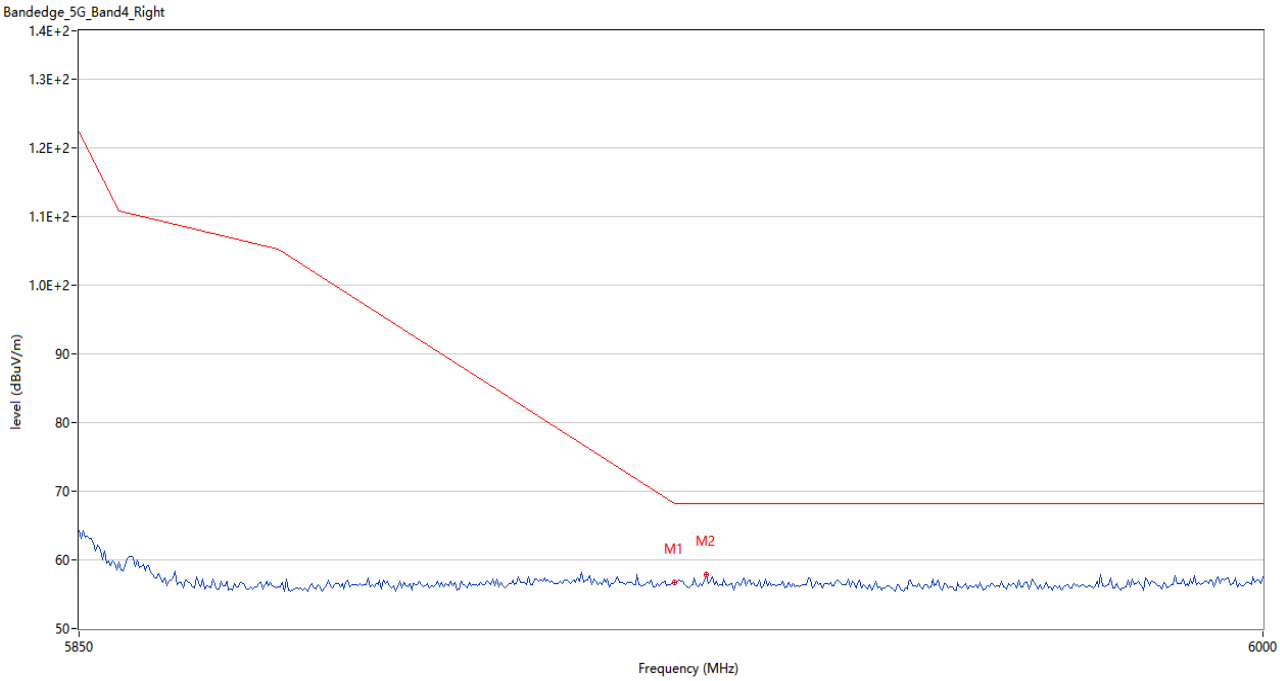

No.	Frequency (MHz)	Results (dBuV/m)	Factor (dB)	Limit (dBuV/m)	Over Limit (dB)	Detector	Table (Degree)	Height (cm)	Antenna	Verdict
1	5925.000	56.68	3.02	68.2	-11.52	Peak	262.00	150	Horizontal	Pass
2	5929.000	57.83	3.07	68.2	-10.37	Peak	360.00	150	Horizontal	Pass

U-NII-3 11n20 CH149

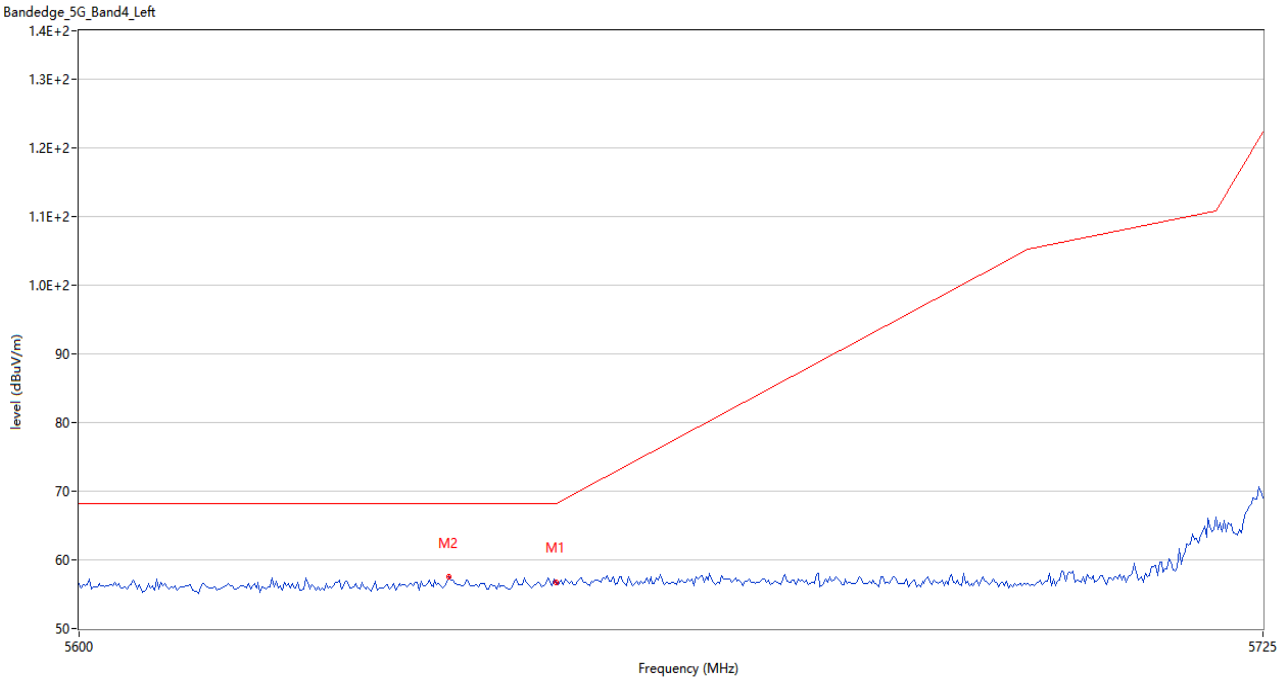

No.	Frequency (MHz)	Results (dBuV/m)	Factor (dB)	Limit (dBuV/m)	Over Limit (dB)	Detector	Table (Degree)	Height (cm)	Antenna	Verdict
1	5650.000	56.80	2.91	68.2	-11.40	Peak	0.00	150	Horizontal	Pass
2	5638.750	57.46	2.70	68.2	-10.74	Peak	302.00	150	Horizontal	Pass

U-NII-3 11n20 CH165

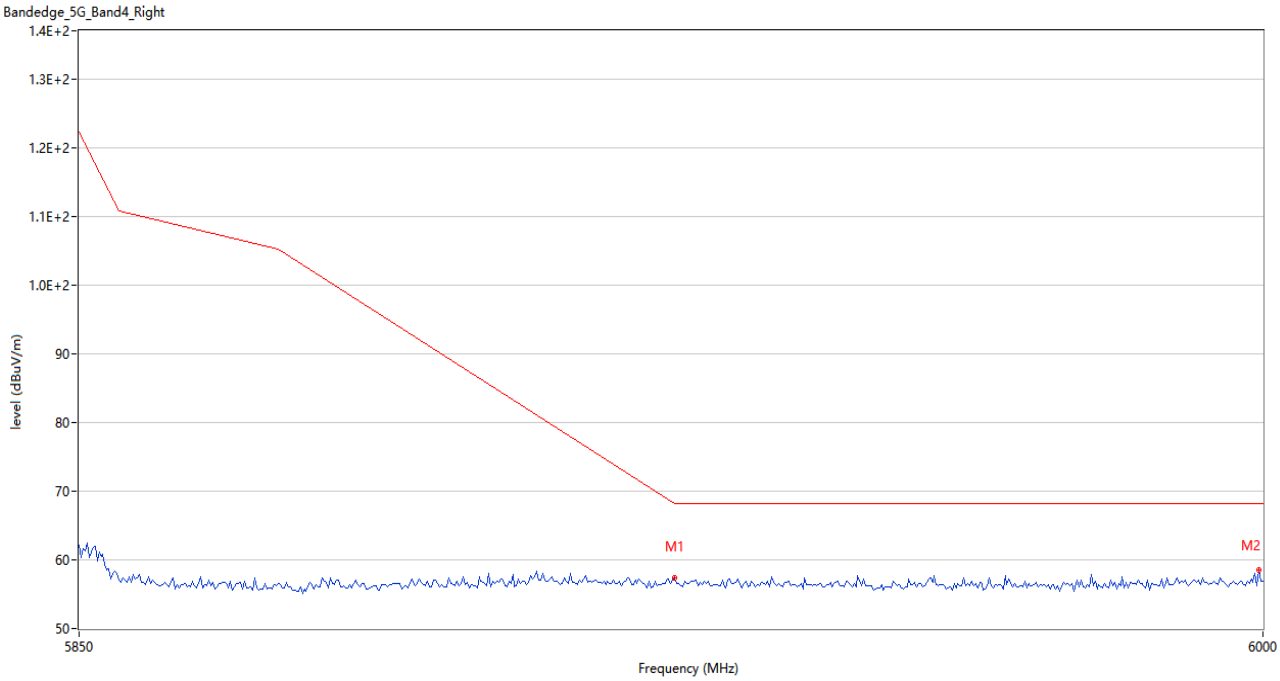

No.	Frequency (MHz)	Results (dBuV/m)	Factor (dB)	Limit (dBuV/m)	Over Limit (dB)	Detector	Table (Degree)	Height (cm)	Antenna	Verdict
1	5925.000	57.40	3.02	68.2	-10.80	Peak	235.00	150	Horizontal	Pass
2	5999.500	58.52	3.55	68.2	-9.68	Peak	227.00	150	Horizontal	Pass

U-NII-3 11n40 CH151

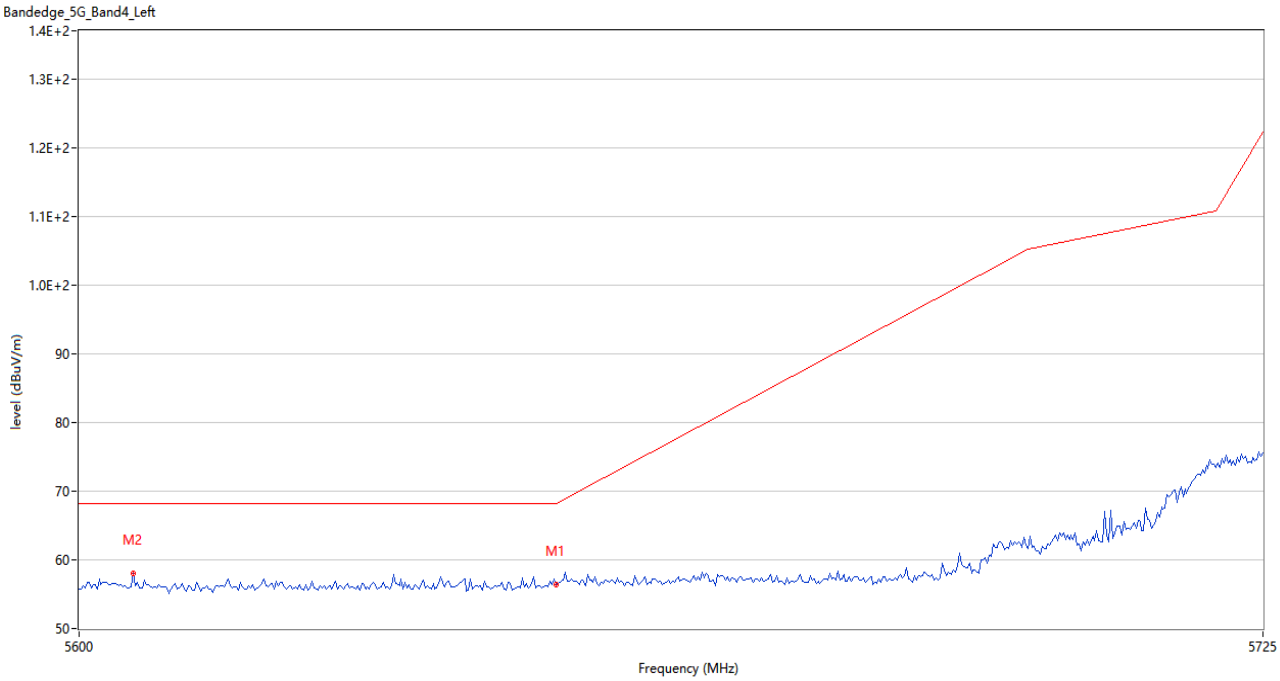

No.	Frequency (MHz)	Results (dBuV/m)	Factor (dB)	Limit (dBuV/m)	Over Limit (dB)	Detector	Table (Degree)	Height (cm)	Antenna	Verdict
1	5650.000	56.34	2.91	68.2	-11.86	Peak	131.00	150	Horizontal	Pass
2	5605.625	58.09	2.76	68.2	-10.11	Peak	111.00	150	Horizontal	Pass

U-NII-3 11n40 CH159

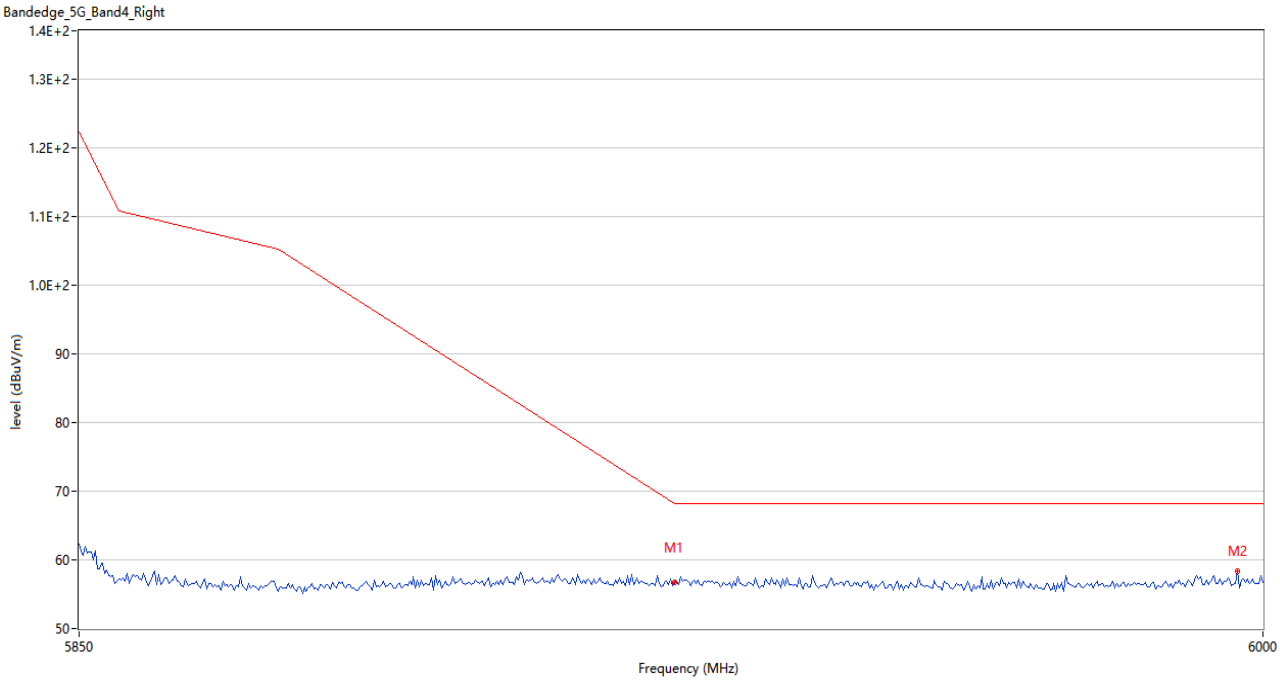

No.	Frequency (MHz)	Results (dBuV/m)	Factor (dB)	Limit (dBuV/m)	Over Limit (dB)	Detector	Table (Degree)	Height (cm)	Antenna	Verdict
1	5925.000	56.74	3.02	68.2	-11.46	Peak	60.00	150	Horizontal	Pass
2	5996.750	58.35	3.29	68.2	-9.85	Peak	350.00	150	Horizontal	Pass

U-NII-3 11ac20 CH149

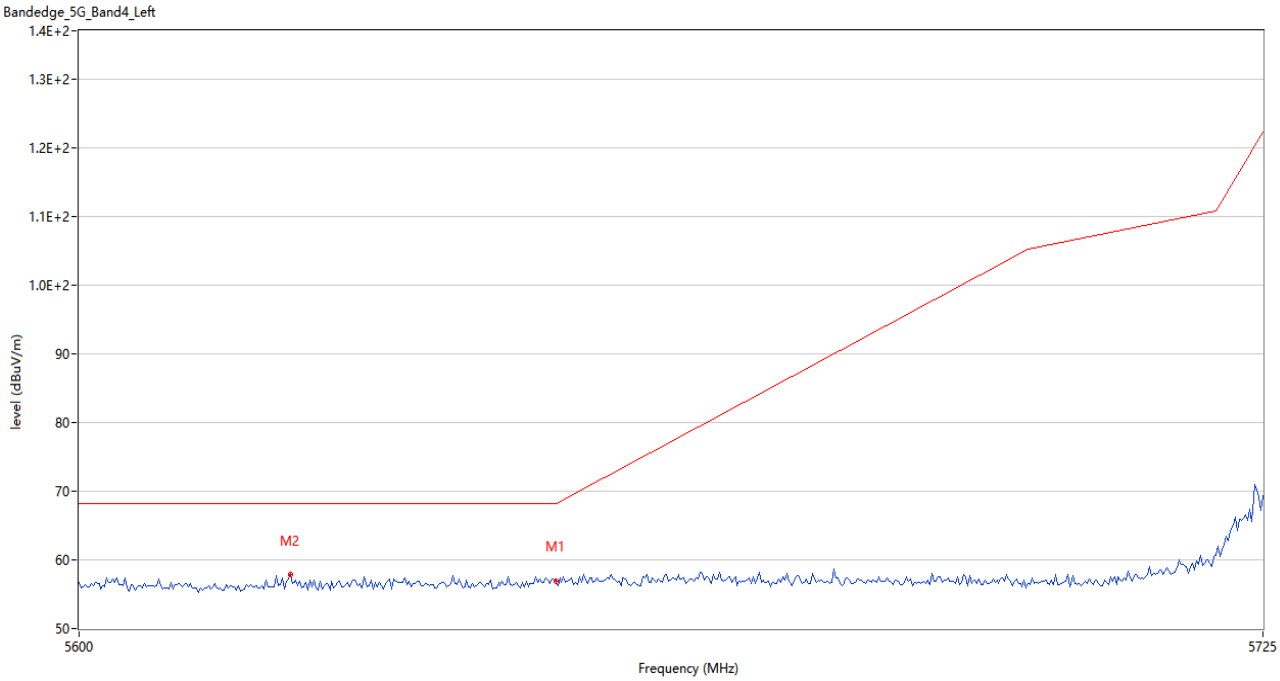

No.	Frequency (MHz)	Results (dBuV/m)	Factor (dB)	Limit (dBuV/m)	Over Limit (dB)	Detector	Table (Degree)	Height (cm)	Antenna	Verdict
1	5650.000	56.94	2.91	68.2	-11.26	Peak	0.00	150	Horizontal	Pass
2	5622.084	57.83	2.53	68.2	-10.37	Peak	215.00	150	Horizontal	Pass

U-NII-3 11ac20 CH165

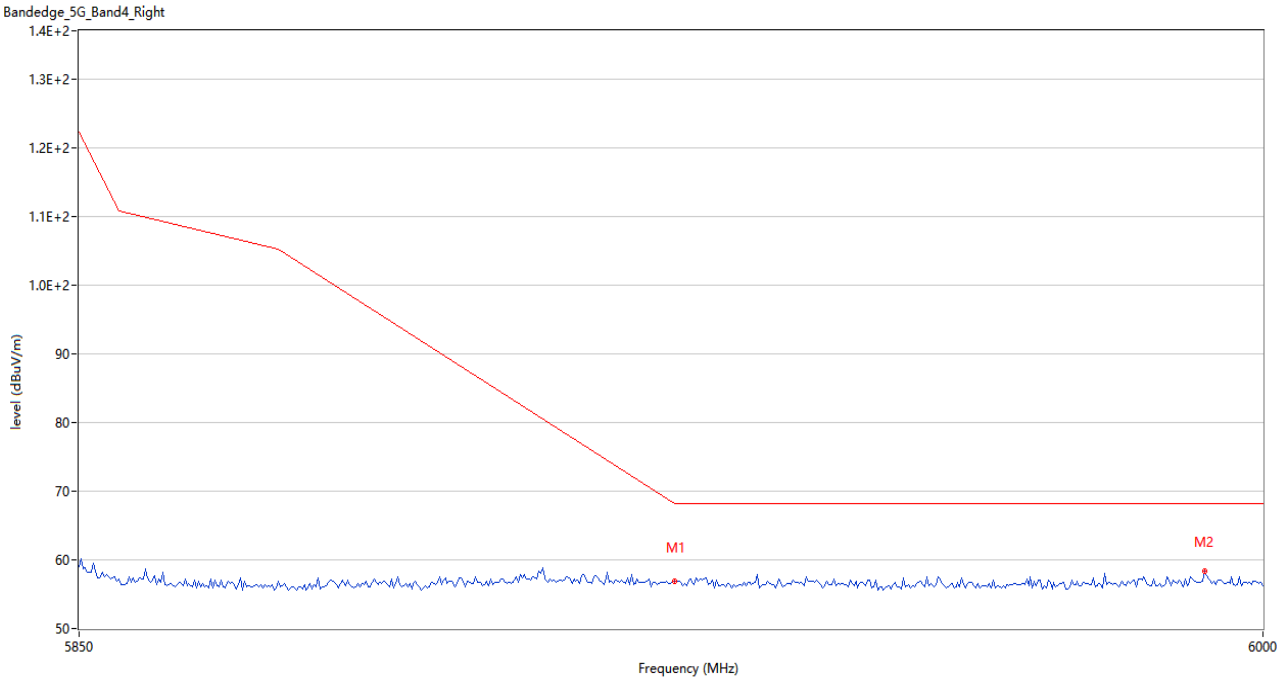

No.	Frequency (MHz)	Results (dBuV/m)	Factor (dB)	Limit (dBuV/m)	Over Limit (dB)	Detector	Table (Degree)	Height (cm)	Antenna	Verdict
1	5925.000	56.88	3.02	68.2	-11.32	Peak	338.00	150	Horizontal	Pass
2	5992.500	58.33	3.43	68.2	-9.87	Peak	319.00	150	Horizontal	Pass

U-NII-3 11ac40 CH151

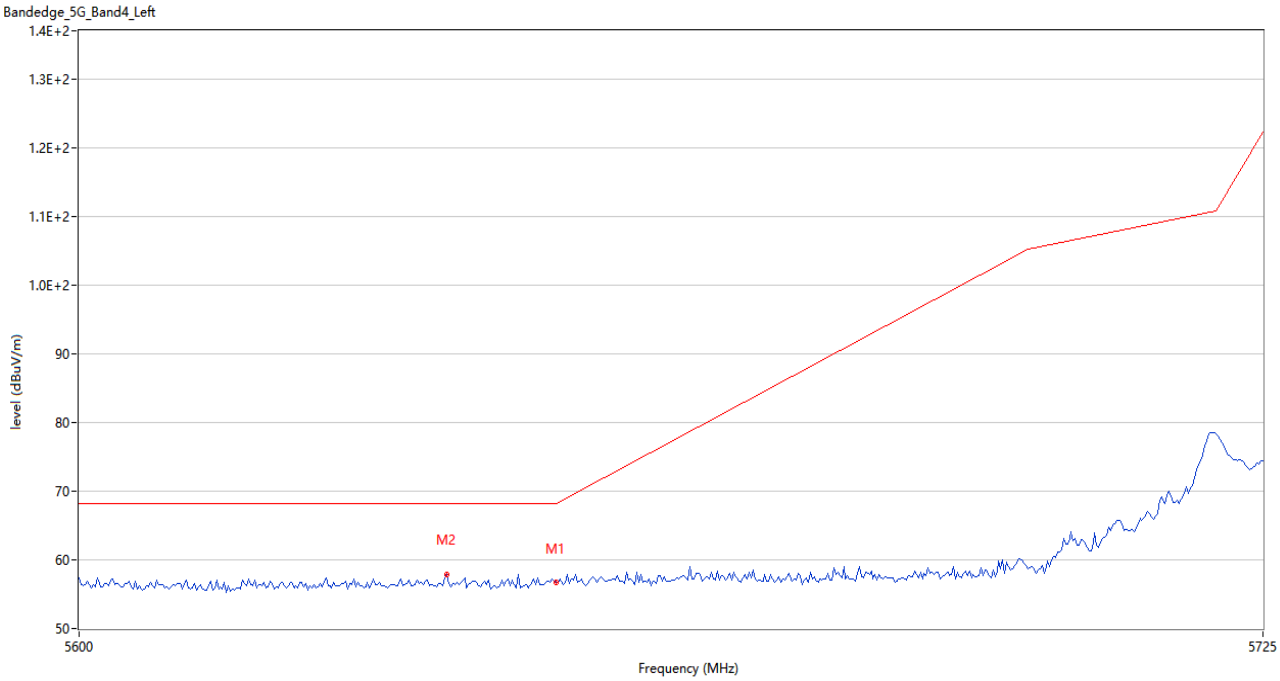

No.	Frequency (MHz)	Results (dBuV/m)	Factor (dB)	Limit (dBuV/m)	Over Limit (dB)	Detector	Table (Degree)	Height (cm)	Antenna	Verdict
1	5650.000	56.66	2.91	68.2	-11.54	Peak	87.00	150	Horizontal	Pass
2	5638.541	57.92	2.70	68.2	-10.28	Peak	79.00	150	Horizontal	Pass

U-NII-3 11ac40 CH159

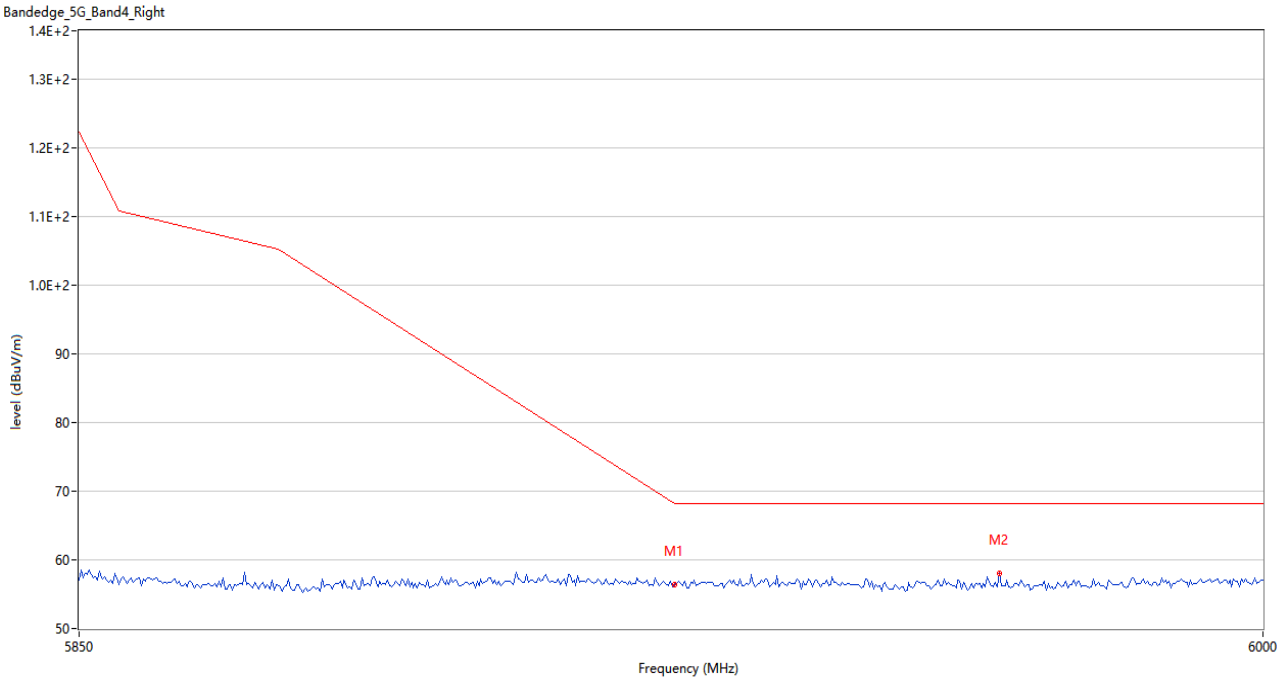

No.	Frequency (MHz)	Results (dBuV/m)	Factor (dB)	Limit (dBuV/m)	Over Limit (dB)	Detector	Table (Degree)	Height (cm)	Antenna	Verdict
1	5925.000	56.34	3.02	68.2	-11.86	Peak	309.00	150	Horizontal	Pass
2	5966.250	57.96	2.76	68.2	-10.24	Peak	166.00	150	Horizontal	Pass

U-NII-3 11ac80 CH155

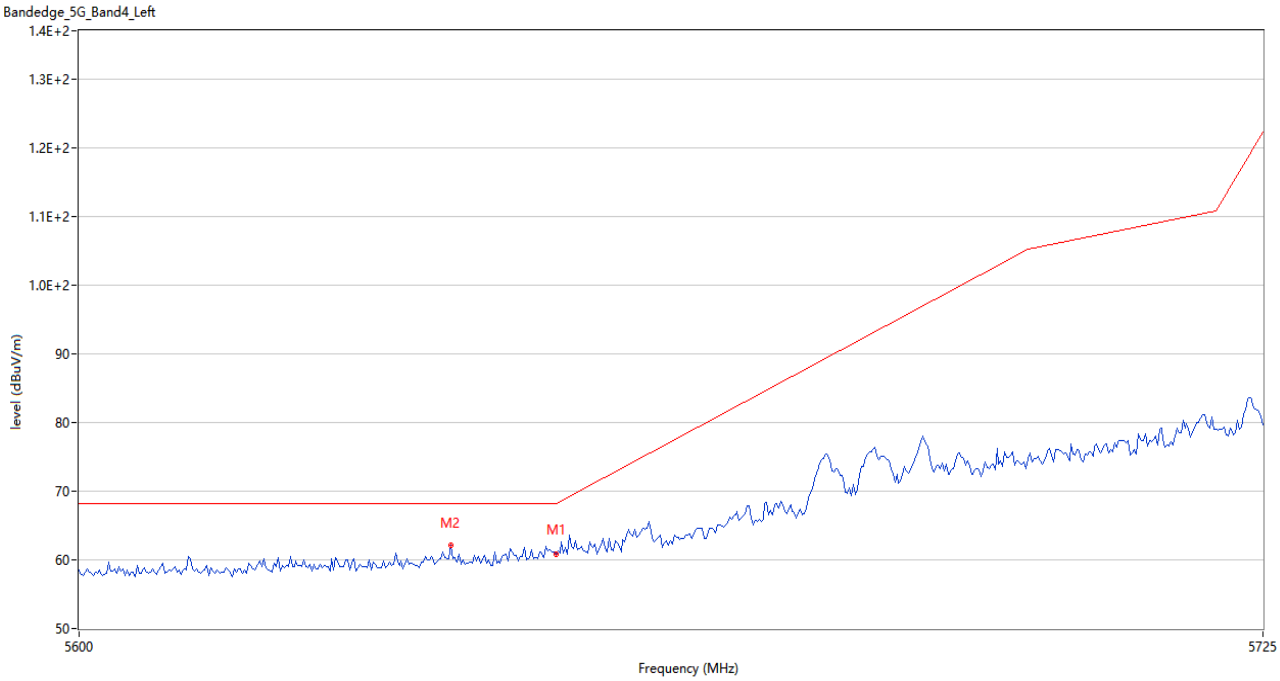

No.	Frequency (MHz)	Results (dBuV/m)	Factor (dB)	Limit (dBuV/m)	Over Limit (dB)	Detector	Table (Degree)	Height (cm)	Antenna	Verdict
1	5650.000	60.83	2.91	68.2	-7.37	Peak	229.00	150	Horizontal	Pass
2	5638.959	62.10	2.69	68.2	-6.10	Peak	11.00	150	Horizontal	Pass

U-NII-3 11ac80 CH155

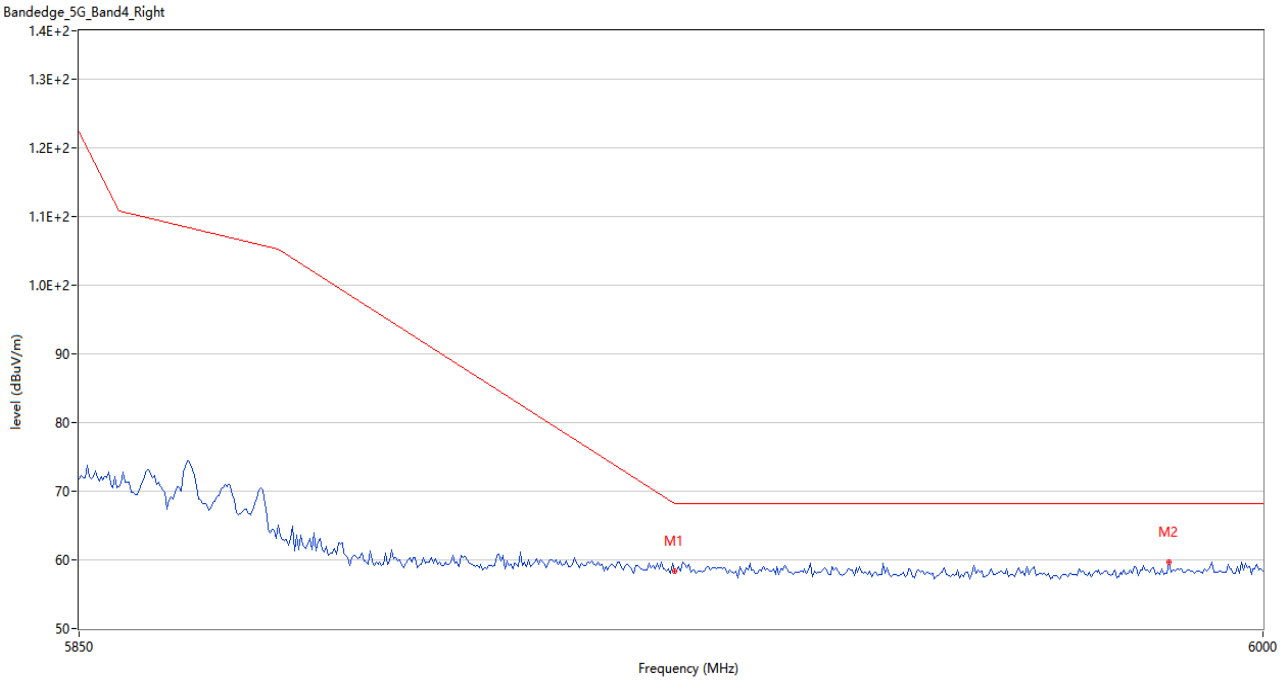

No.	Frequency (MHz)	Results (dBuV/m)	Factor (dB)	Limit (dBuV/m)	Over Limit (dB)	Detector	Table (Degree)	Height (cm)	Antenna	Verdict
1	5925.000	58.34	3.02	68.2	-9.86	Peak	360.00	150	Horizontal	Pass
2	5988.000	59.64	3.24	68.2	-8.56	Peak	82.00	150	Horizontal	Pass

Aux. Antenna

U-NII-1 11a CH36

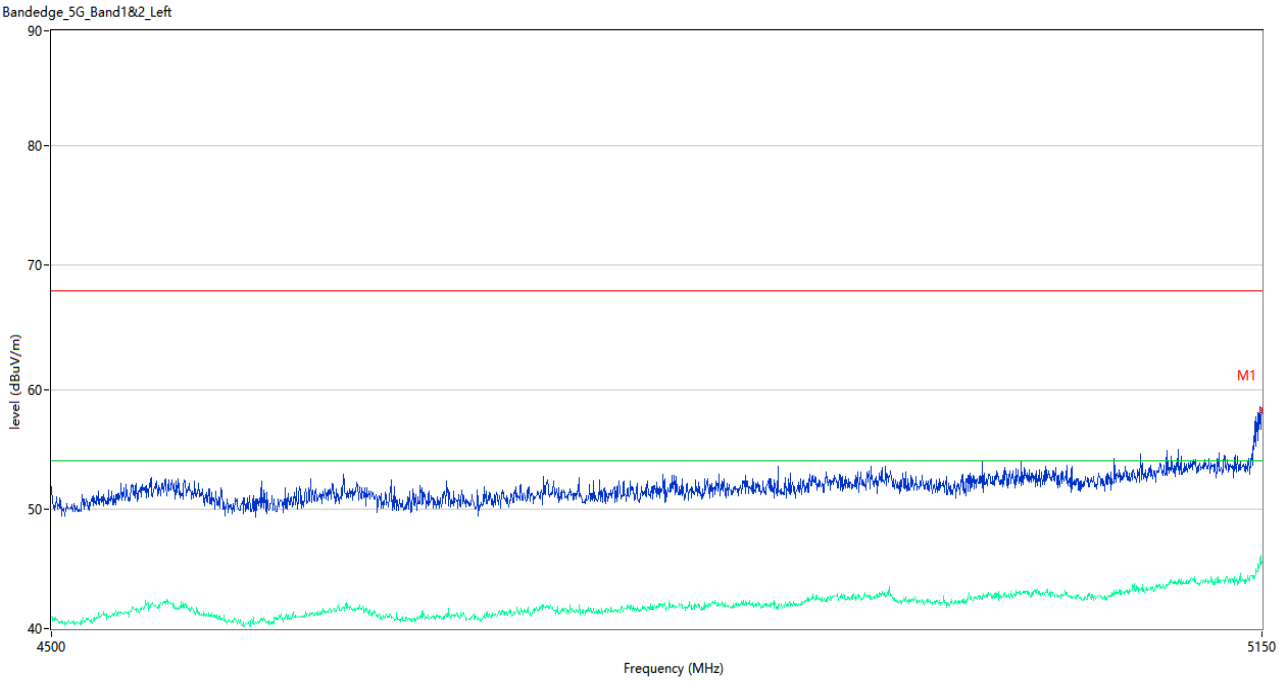

No.	Frequency (MHz)	Results (dBuV/m)	Factor (dB)	Limit (dBuV/m)	Over Limit (dB)	Detector	Table (Degree)	Height (cm)	Antenna	Verdict
1	5150.000	58.25	3.88	68.2	-9.95	Peak	179.00	150	Horizontal	Pass
1**	5150.000	45.52	3.88	54.0	-8.48	AV	179.00	150	Horizontal	Pass

U-NII-1 11a CH48

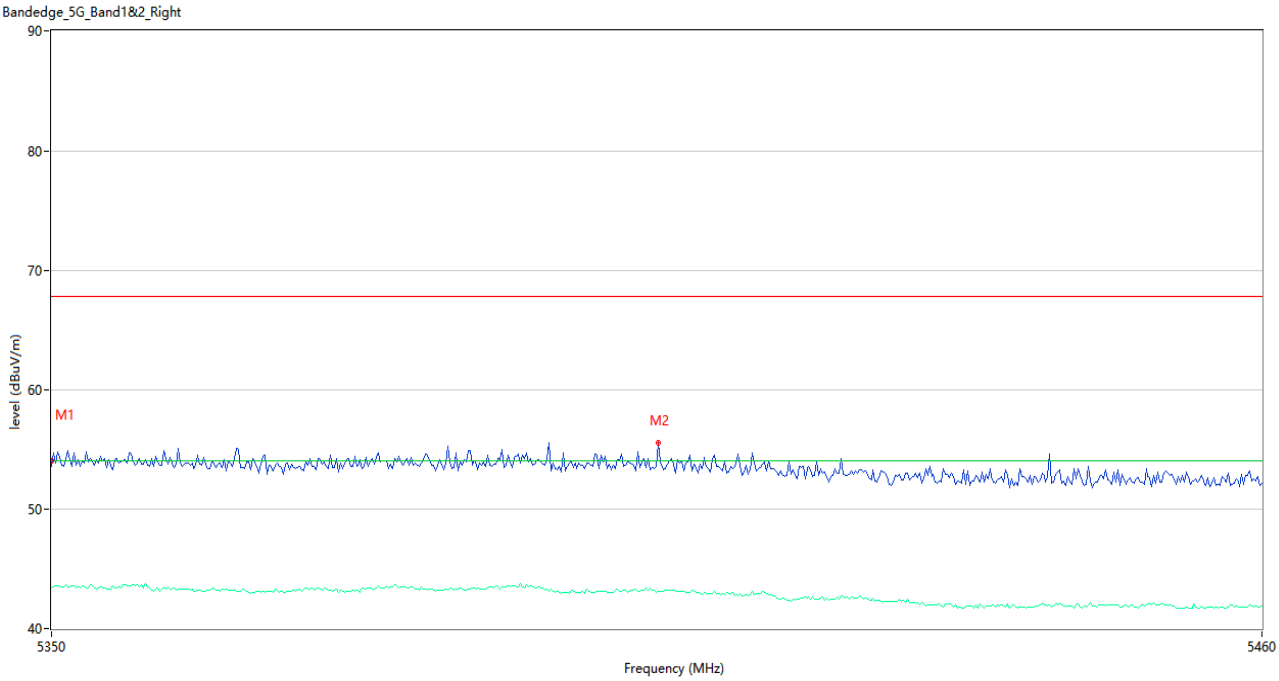

No.	Frequency (MHz)	Results (dBuV/m)	Factor (dB)	Limit (dBuV/m)	Over Limit (dB)	Detector	Table (Degree)	Height (cm)	Antenna	Verdict
1	5350.000	53.57	3.63	68.2	-14.63	Peak	150.00	150	Horizontal	Pass
1**	5350.000	43.36	3.63	54.0	-10.64	AV	150.00	150	Horizontal	Pass
2	5404.817	55.54	4.36	68.2	-12.66	Peak	89.00	150	Horizontal	Pass
2**	5404.817	43.11	4.36	54.0	-10.89	AV	89.00	150	Horizontal	Pass

U-NII-1 11n20 CH36

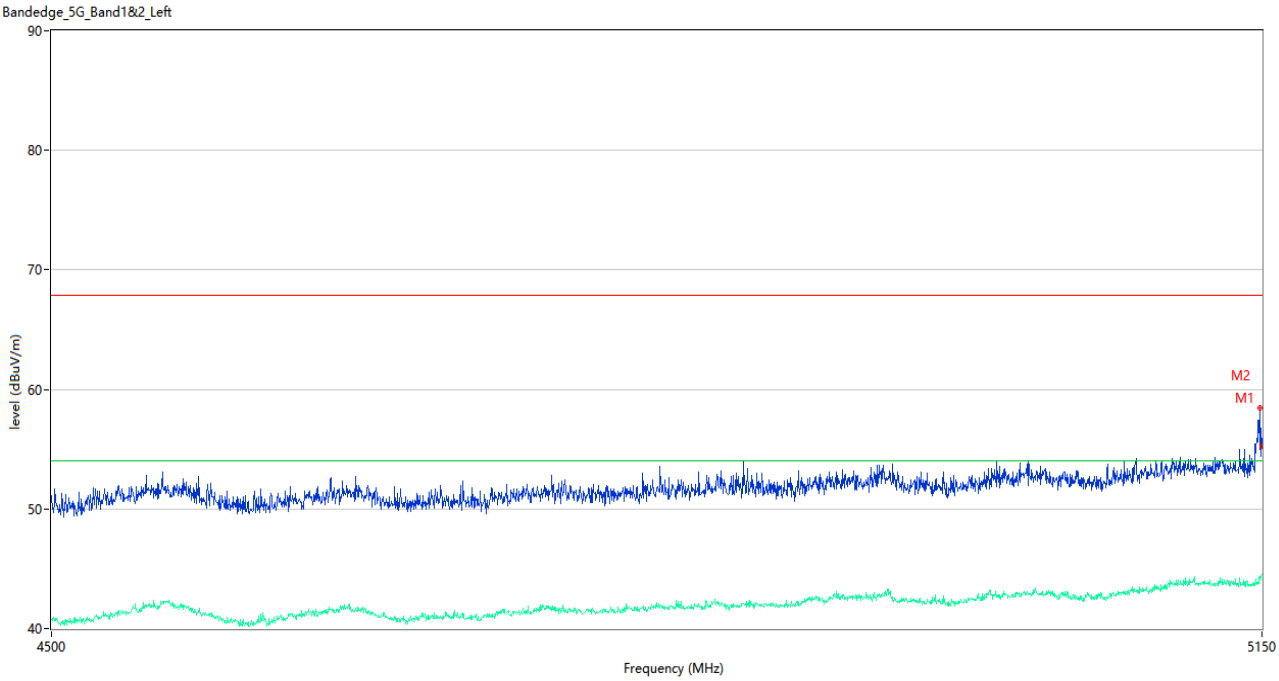

No.	Frequency (MHz)	Results (dBuV/m)	Factor (dB)	Limit (dBuV/m)	Over Limit (dB)	Detector	Table (Degree)	Height (cm)	Antenna	Verdict
1	5150.000	55.26	3.88	68.2	-12.94	Peak	252.00	150	Horizontal	Pass
1**	5150.000	44.48	3.88	54.0	-9.52	AV	252.00	150	Horizontal	Pass
2	5148.700	58.43	3.93	68.2	-9.77	Peak	221.00	150	Horizontal	Pass
2**	5148.700	44.27	3.93	54.0	-9.73	AV	221.00	150	Horizontal	Pass

U-NII-1 11n20 CH48

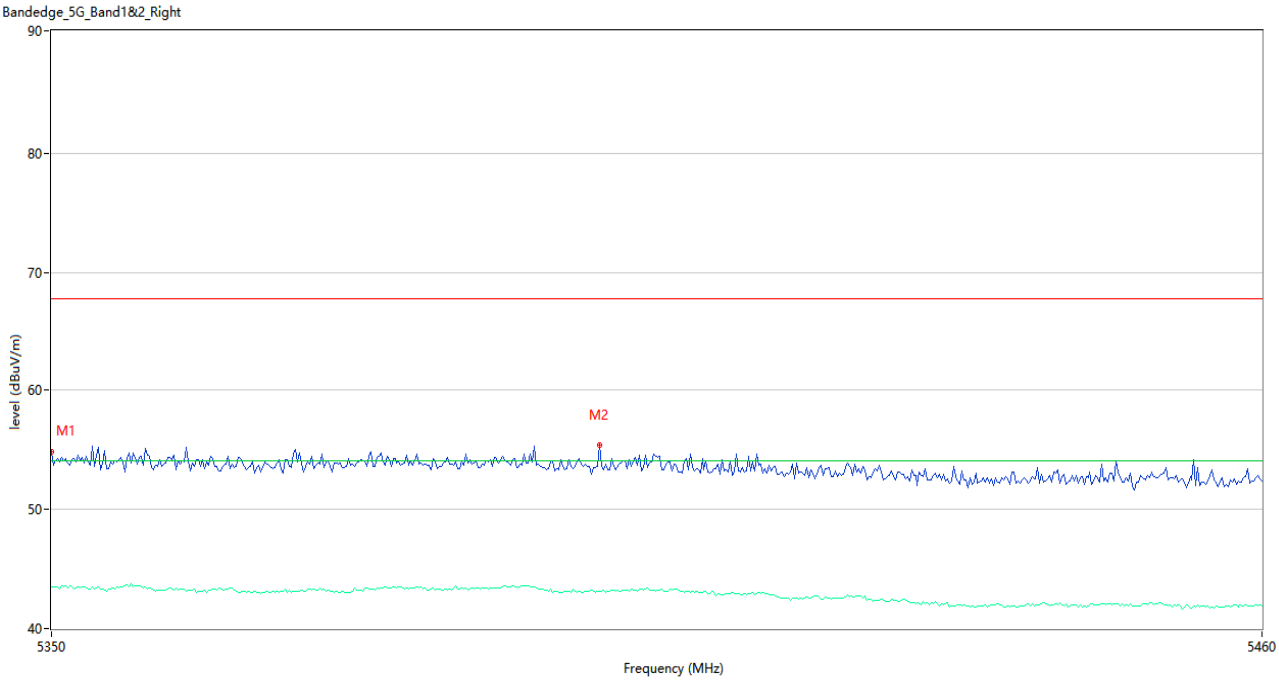

No.	Frequency (MHz)	Results (dBuV/m)	Factor (dB)	Limit (dBuV/m)	Over Limit (dB)	Detector	Table (Degree)	Height (cm)	Antenna	Verdict
1	5350.000	54.77	3.63	68.2	-13.43	Peak	152.00	150	Horizontal	Pass
1**	5350.000	43.50	3.63	54.0	-10.50	AV	152.00	150	Horizontal	Pass
2	5399.500	55.30	4.41	68.2	-12.90	Peak	200.00	150	Horizontal	Pass
2**	5399.500	43.09	4.41	54.0	-10.91	AV	200.00	150	Horizontal	Pass

U-NII-1 11n40 CH38

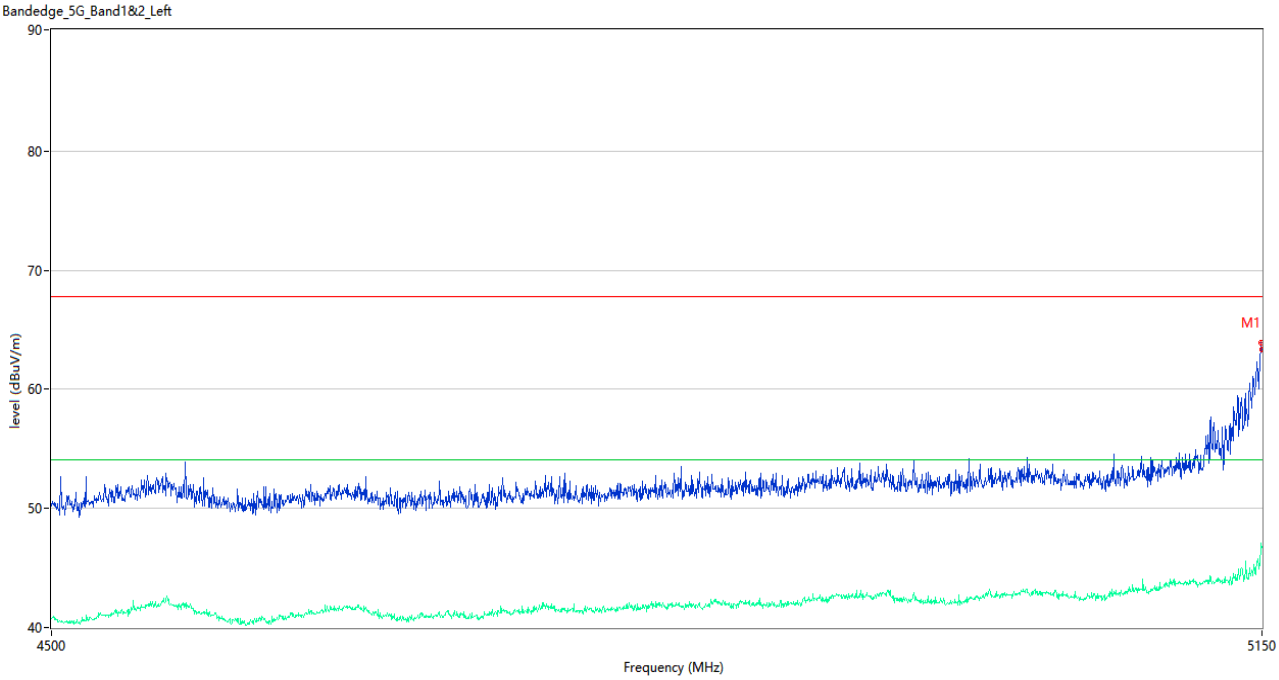

No.	Frequency (MHz)	Results (dBuV/m)	Factor (dB)	Limit (dBuV/m)	Over Limit (dB)	Detector	Table (Degree)	Height (cm)	Antenna	Verdict
1	5150.000	63.25	3.88	68.2	-4.95	Peak	224.00	150	Horizontal	Pass
1**	5150.000	46.70	3.88	54.0	-7.30	AV	224.00	150	Horizontal	Pass
2	5149.675	63.85	3.91	68.2	-4.35	Peak	223.00	150	Horizontal	Pass
2**	5149.675	47.08	3.91	54.0	-6.92	AV	223.00	150	Horizontal	Pass

U-NII-1 11n40 CH46

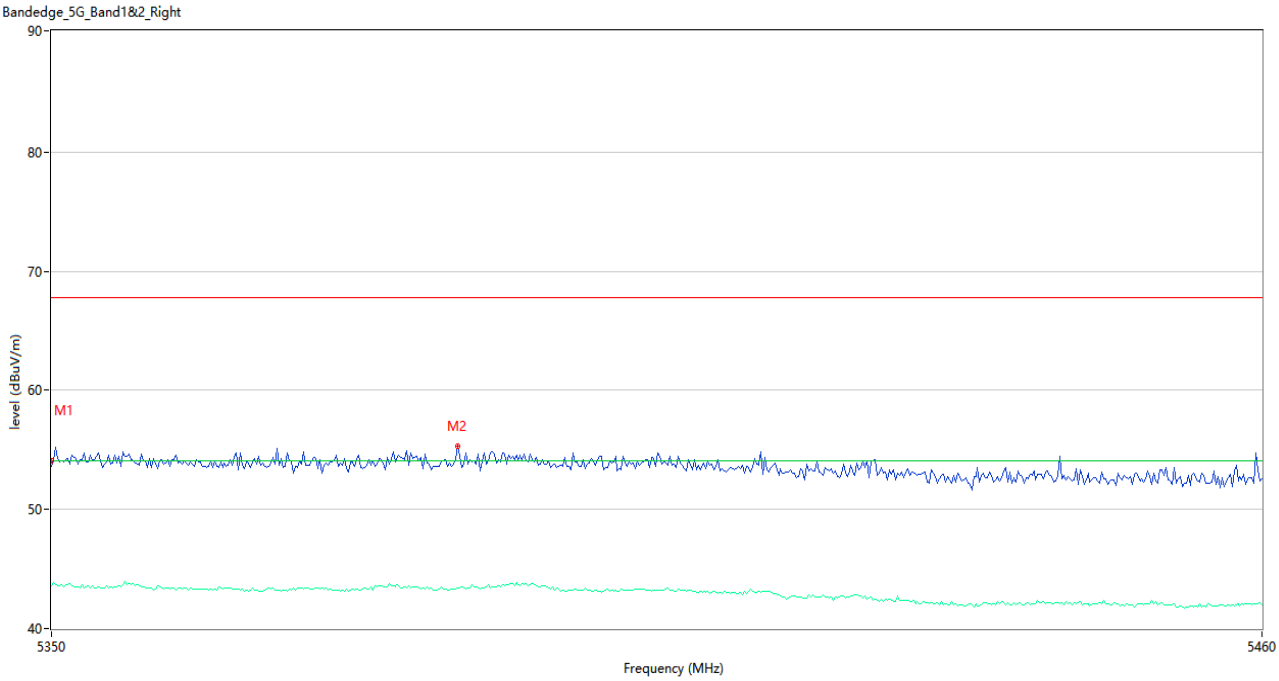

No.	Frequency (MHz)	Results (dBuV/m)	Factor (dB)	Limit (dBuV/m)	Over Limit (dB)	Detector	Table (Degree)	Height (cm)	Antenna	Verdict
1	5350.000	53.54	3.63	68.2	-14.66	Peak	237.00	150	Horizontal	Pass
1**	5350.000	43.56	3.63	54.0	-10.44	AV	237.00	150	Horizontal	Pass
2	5386.666	55.28	4.55	68.2	-12.92	Peak	159.00	150	Horizontal	Pass
2**	5386.666	43.36	4.55	54.0	-10.64	AV	159.00	150	Horizontal	Pass

U-NII-1 11ac20 CH36

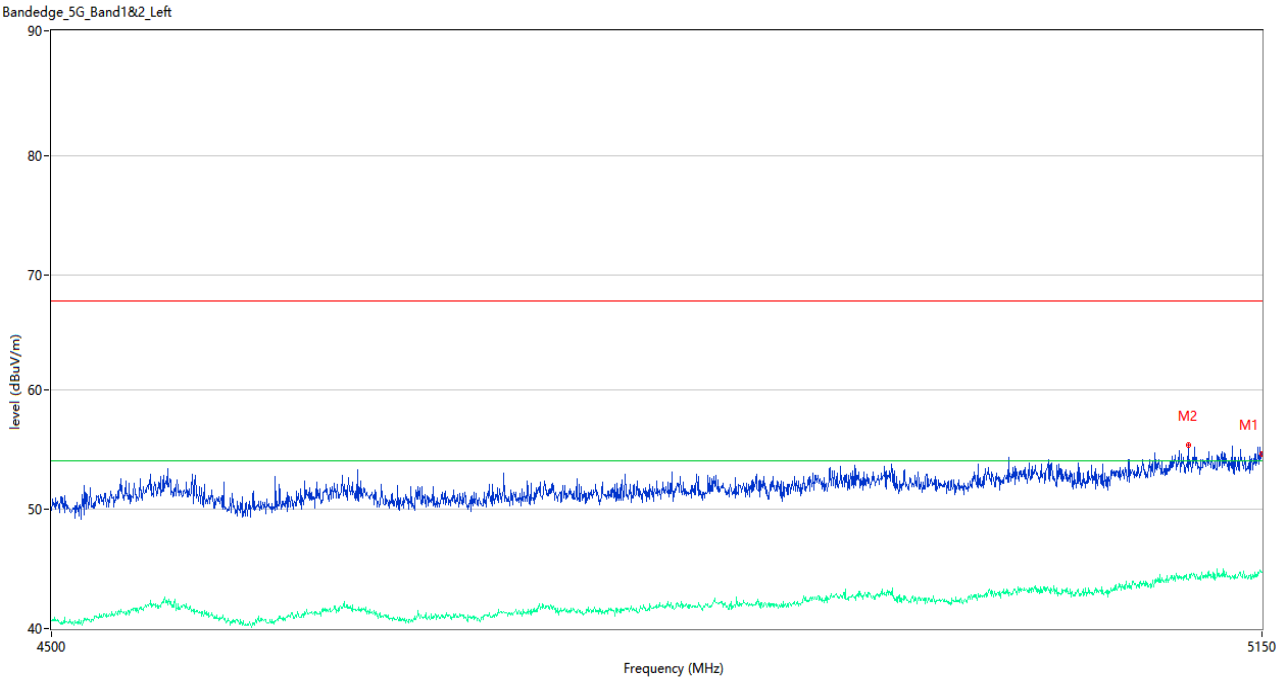

No.	Frequency (MHz)	Results (dBuV/m)	Factor (dB)	Limit (dBuV/m)	Over Limit (dB)	Detector	Table (Degree)	Height (cm)	Antenna	Verdict
1	5150.000	54.61	3.88	68.2	-13.59	Peak	343.00	150	Horizontal	Pass
1**	5150.000	44.74	3.88	54.0	-9.26	AV	343.00	150	Horizontal	Pass
2	5107.750	55.39	4.83	68.2	-12.81	Peak	207.00	150	Horizontal	Pass
2**	5107.750	44.07	4.83	54.0	-9.93	AV	207.00	150	Horizontal	Pass

U-NII-1 11ac20 CH48

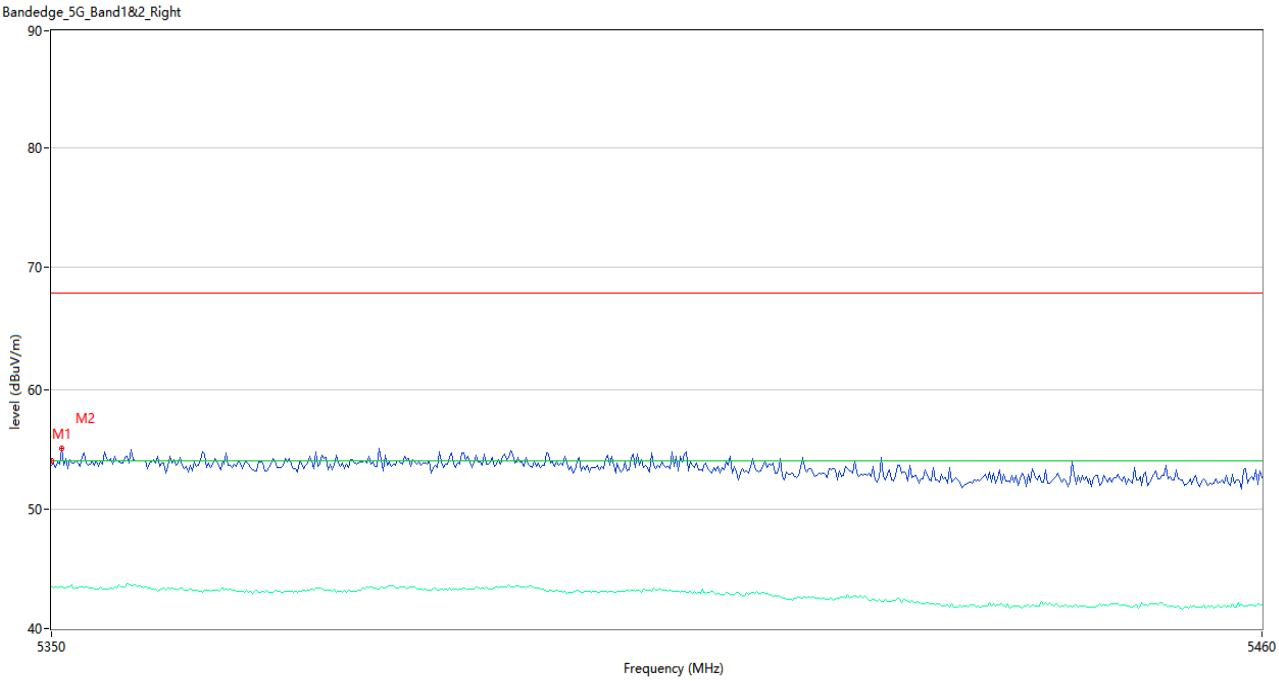

No.	Frequency (MHz)	Results (dBuV/m)	Factor (dB)	Limit (dBuV/m)	Over Limit (dB)	Detector	Table (Degree)	Height (cm)	Antenna	Verdict
1	5350.000	53.64	3.63	68.2	14.56	Peak	2.00	150	Horizontal	Pass
1**	5350.000	43.45	3.63	54.0	-10.55	AV	2.00	150	Horizontal	Pass
2	5350.917	55.06	3.68	68.2	-13.14	Peak	350.00	150	Horizontal	Pass
2**	5350.917	43.52	3.68	54.0	-10.48	AV	350.00	150	Horizontal	Pass

U-NII-1 11ac40 CH38

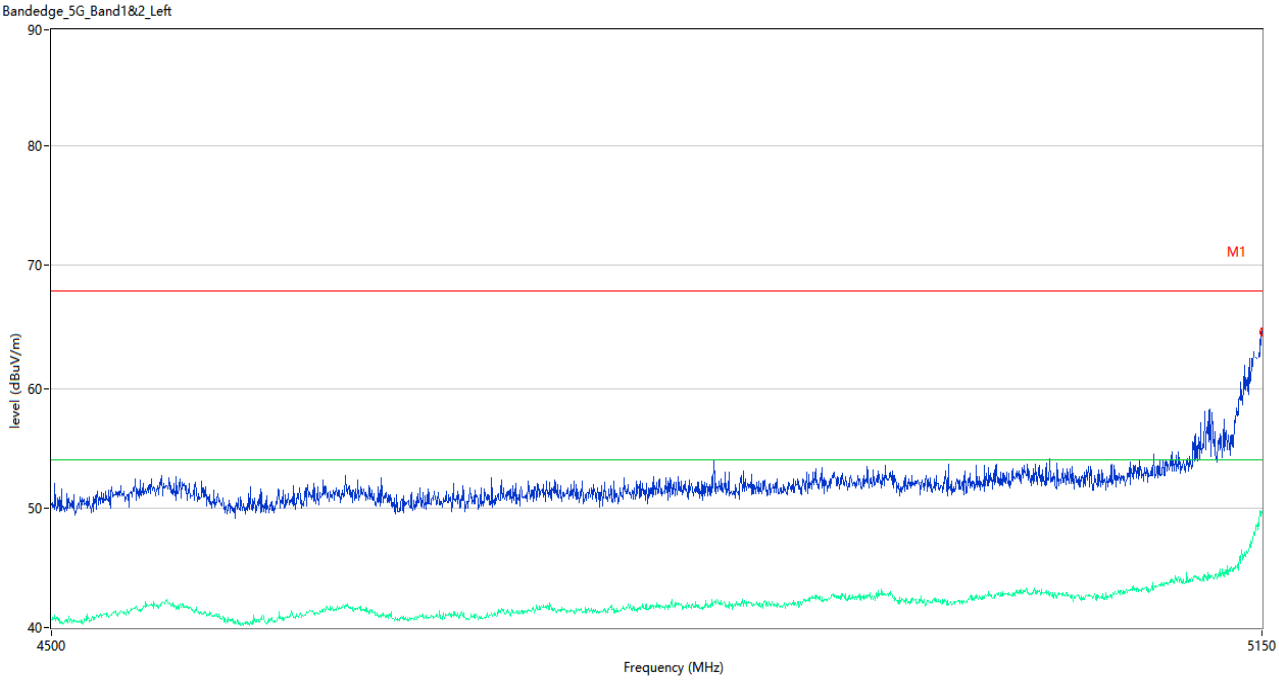

No.	Frequency (MHz)	Results (dBuV/m)	Factor (dB)	Limit (dBuV/m)	Over Limit (dB)	Detector	Table (Degree)	Height (cm)	Antenna	Verdict
1	5150.000	64.50	3.88	68.2	-3.70	Peak	335.00	150	Horizontal	Pass
1**	5150.000	49.71	3.88	54.0	-4.29	AV	335.00	150	Horizontal	Pass

U-NII-1 11ac40 CH46

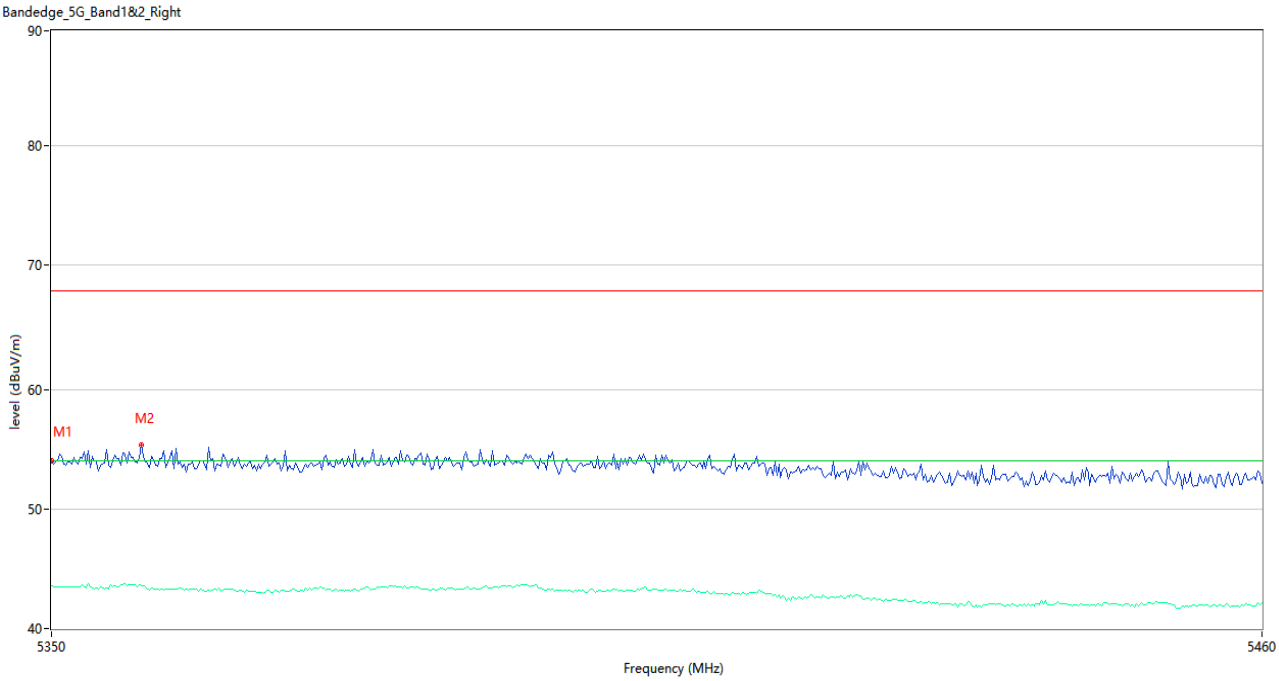

No.	Frequency (MHz)	Results (dBuV/m)	Factor (dB)	Limit (dBuV/m)	Over Limit (dB)	Detector	Table (Degree)	Height (cm)	Antenna	Verdict
1	5350.000	54.05	3.63	68.2	-14.15	Peak	297.00	150	Horizontal	Pass
1**	5350.000	43.57	3.63	54.0	-10.43	AV	297.00	150	Horizontal	Pass
2	5358.067	55.36	3.68	68.2	-12.84	Peak	72.00	150	Horizontal	Pass
2**	5358.067	43.55	3.68	54.0	-10.45	AV	72.00	150	Horizontal	Pass

U-NII-1 11ac80 CH42

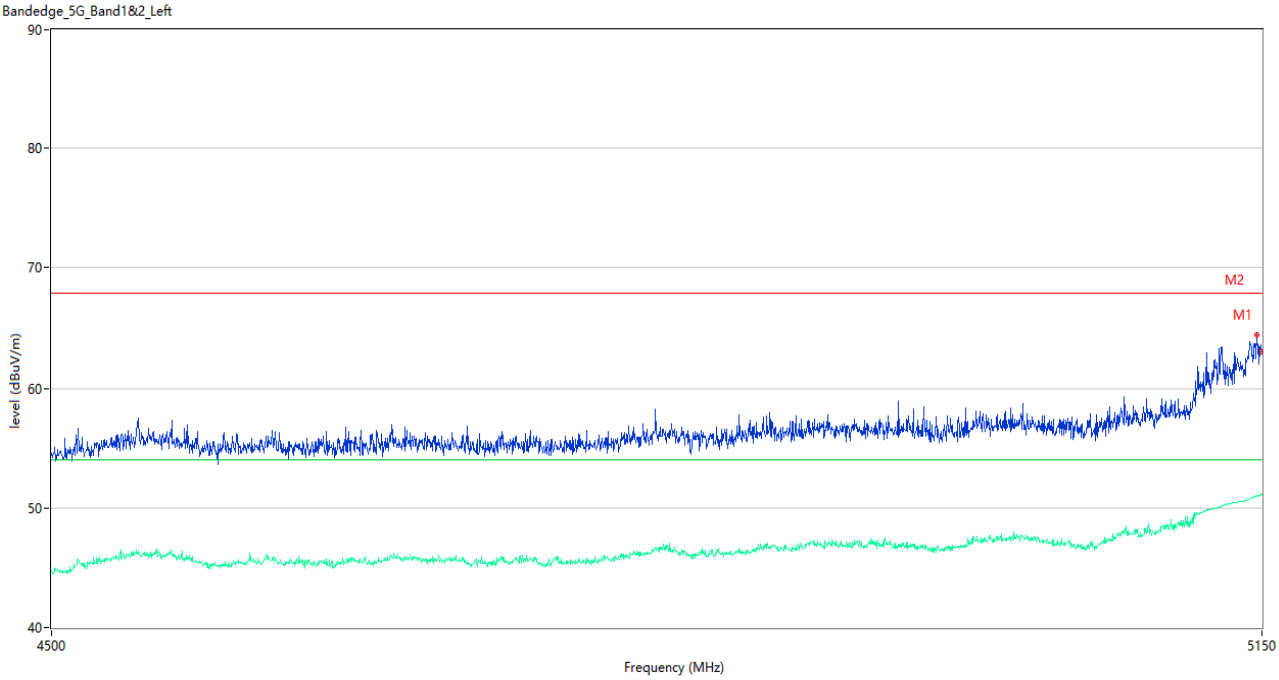

No.	Frequency (MHz)	Results (dBuV/m)	Factor (dB)	Limit (dBuV/m)	Over Limit (dB)	Detector	Table (Degree)	Height (cm)	Antenna	Verdict
1	5150.000	63.08	2.56	68.2	-5.12	Peak	191.00	150	Horizontal	Pass
1**	5150.000	51.496	2.56	54.0	-3.504	AV	191.00	150	Horizontal	Pass
2	5147.400	64.13	2.60	68.2	-4.07	Peak	191.00	150	Horizontal	Pass
2**	5147.400	51.353	2.60	54.0	-3.647	AV	191.00	150	Horizontal	Pass

U-NII-1 11ac80 CH42

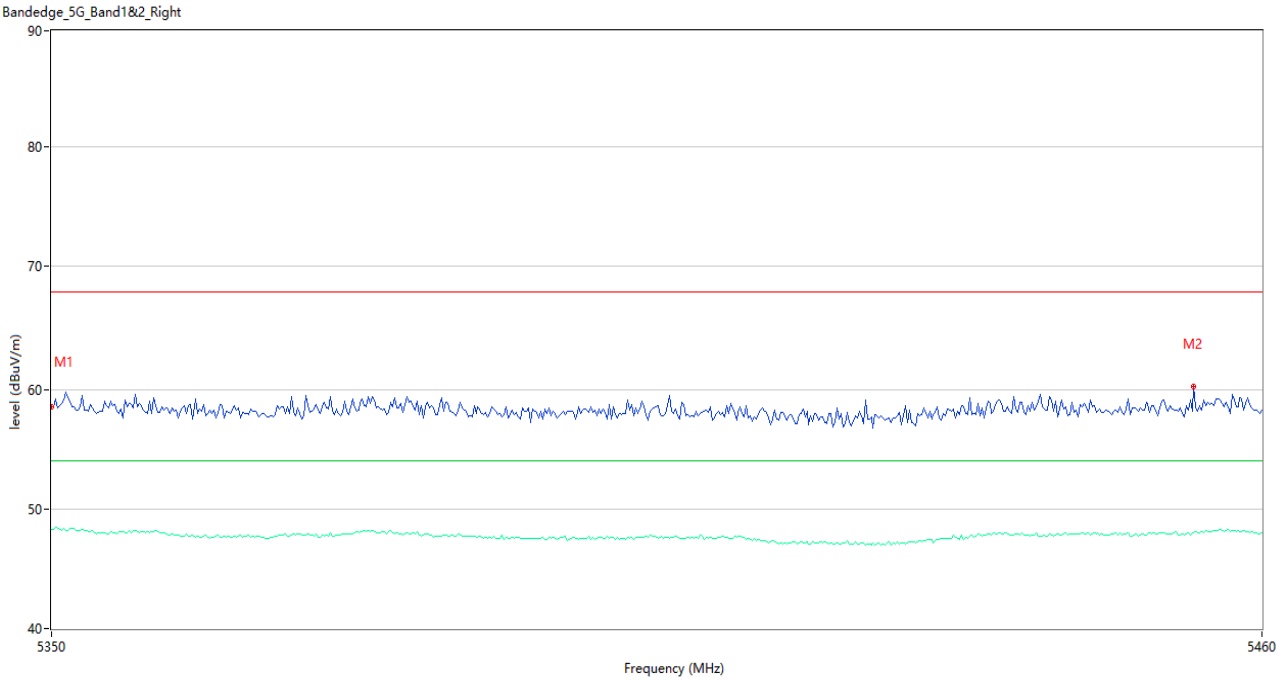

No.	Frequency (MHz)	Results (dBuV/m)	Factor (dB)	Limit (dBuV/m)	Over Limit (dB)	Detector	Table (Degree)	Height (cm)	Antenna	Verdict
1	5350.000	58.54	2.55	68.2	-9.66	Peak	361.00	150	Horizontal	Pass
1**	5350.000	48.29	2.55	54.0	-5.71	AV	361.00	150	Horizontal	Pass
2	5453.767	60.20	3.03	68.2	-8.00	Peak	55.00	150	Horizontal	Pass
2**	5453.767	47.96	3.03	54.0	-6.04	AV	55.00	150	Horizontal	Pass

U-NII-3 11a CH149

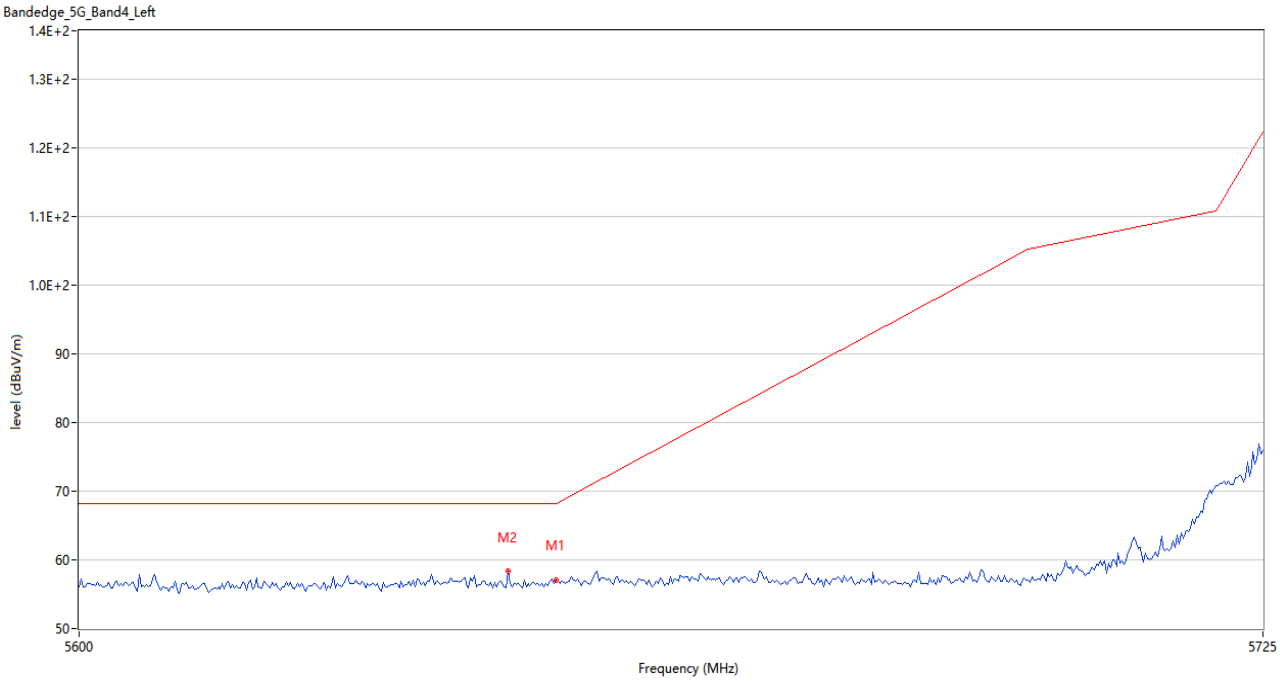

No.	Frequency (MHz)	Results (dBuV/m)	Factor (dB)	Limit (dBuV/m)	Over Limit (dB)	Detector	Table (Degree)	Height (cm)	Antenna	Verdict
1	5650.000	57.07	2.91	68.2	-11.13	Peak	62.00	150	Horizontal	Pass
2	5645.000	58.29	2.45	68.2	-9.91	Peak	339.00	150	Horizontal	Pass

U-NII-3 11a CH165

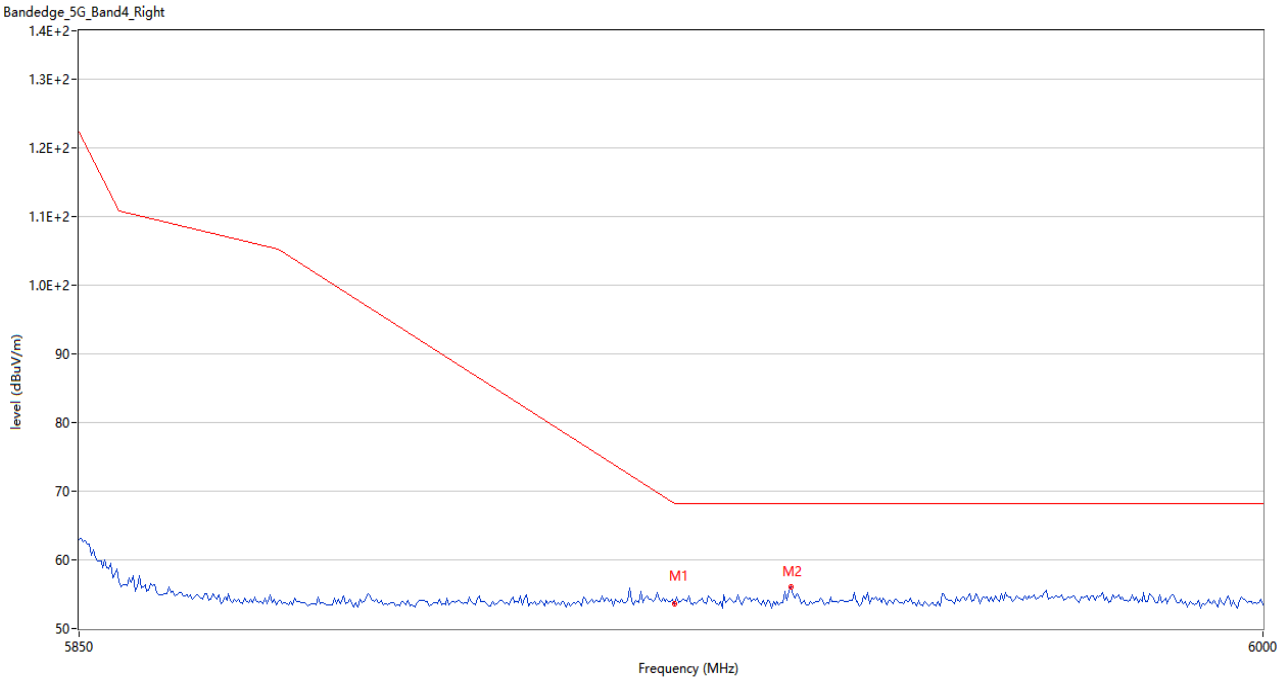

No.	Frequency (MHz)	Results (dBuV/m)	Factor (dB)	Limit (dBuV/m)	Over Limit (dB)	Detector	Table (Degree)	Height (cm)	Antenna	Verdict
1	5925.000	53.58	4.73	68.2	-14.62	Peak	145.00	150	Horizontal	Pass
2	5939.750	56.08	4.64	68.2	-12.12	Peak	287.00	150	Horizontal	Pass

U-NII-3 11n20 CH149

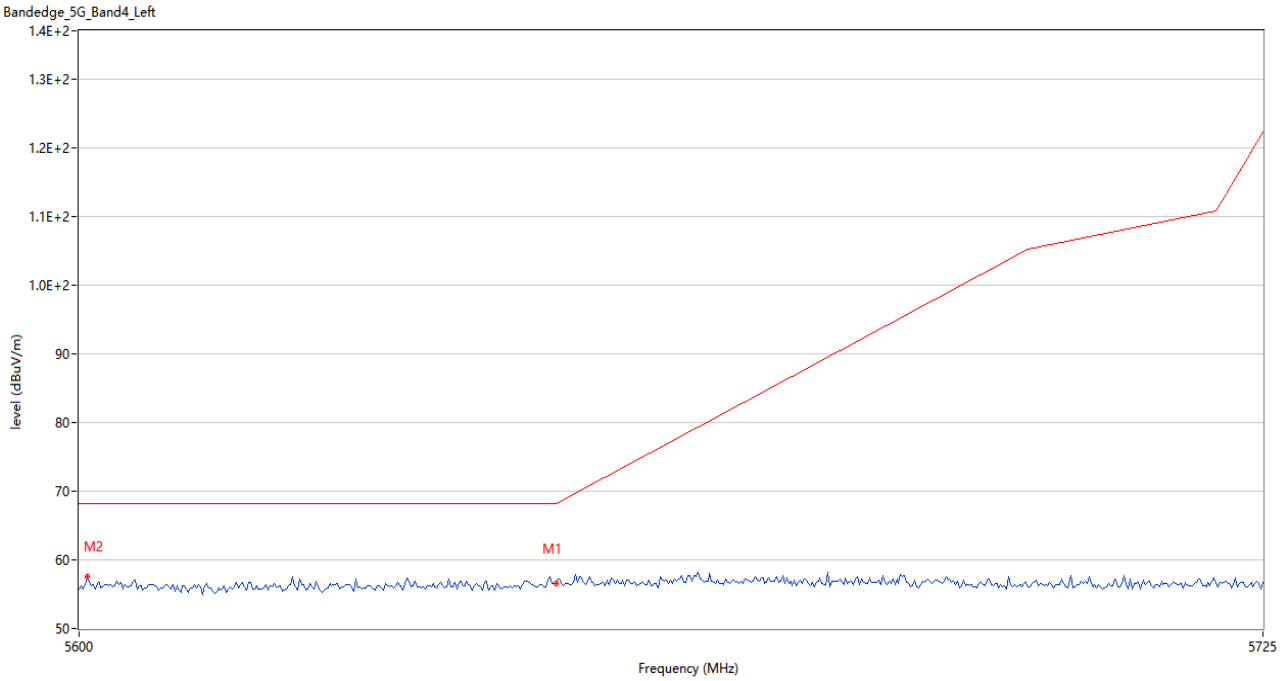

No.	Frequency (MHz)	Results (dBuV/m)	Factor (dB)	Limit (dBuV/m)	Over Limit (dB)	Detector	Table (Degree)	Height (cm)	Antenna	Verdict
1	5650.000	56.62	2.91	68.2	-11.58	Peak	302.00	150	Horizontal	Pass
2	5600.834	57.61	3.03	68.2	-10.59	Peak	166.00	150	Horizontal	Pass

U-NII-3 11n20 CH165

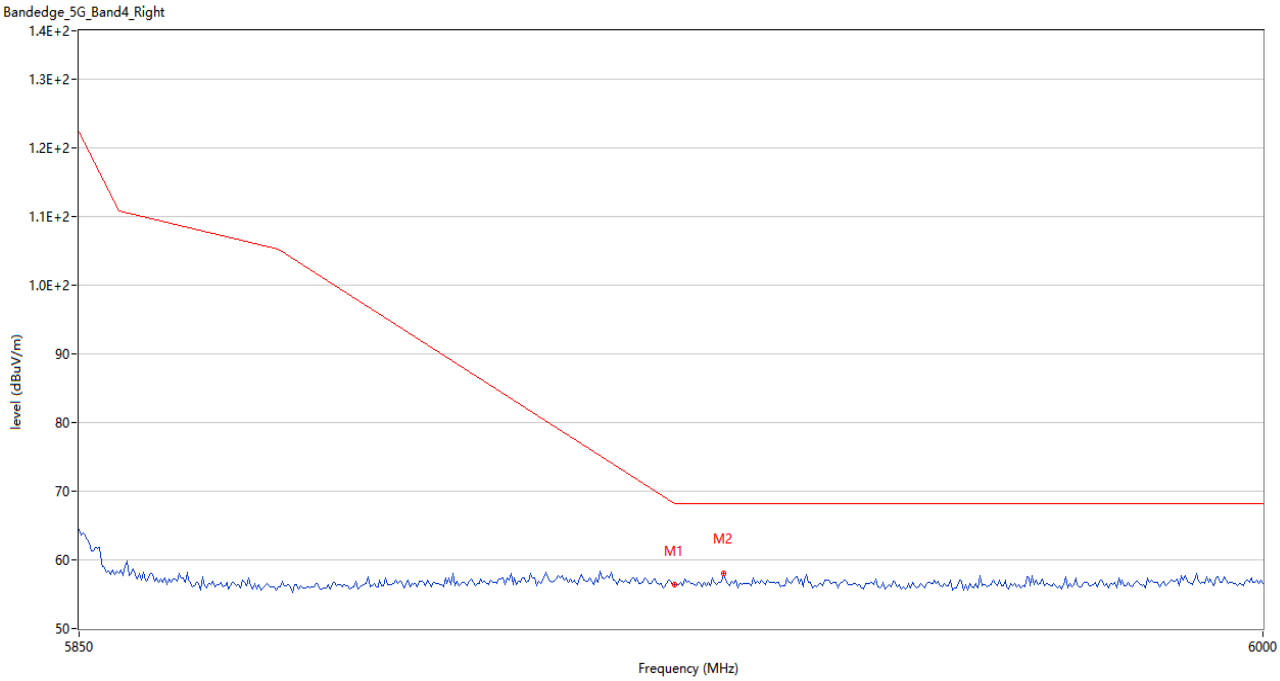

No.	Frequency (MHz)	Results (dBuV/m)	Factor (dB)	Limit (dBuV/m)	Over Limit (dB)	Detector	Table (Degree)	Height (cm)	Antenna	Verdict
1	5925.000	56.35	3.02	68.2	-11.85	Peak	349.00	150	Horizontal	Pass
2	5931.250	58.06	2.93	68.2	-10.14	Peak	211.00	150	Horizontal	Pass

U-NII-3 11n40 CH151

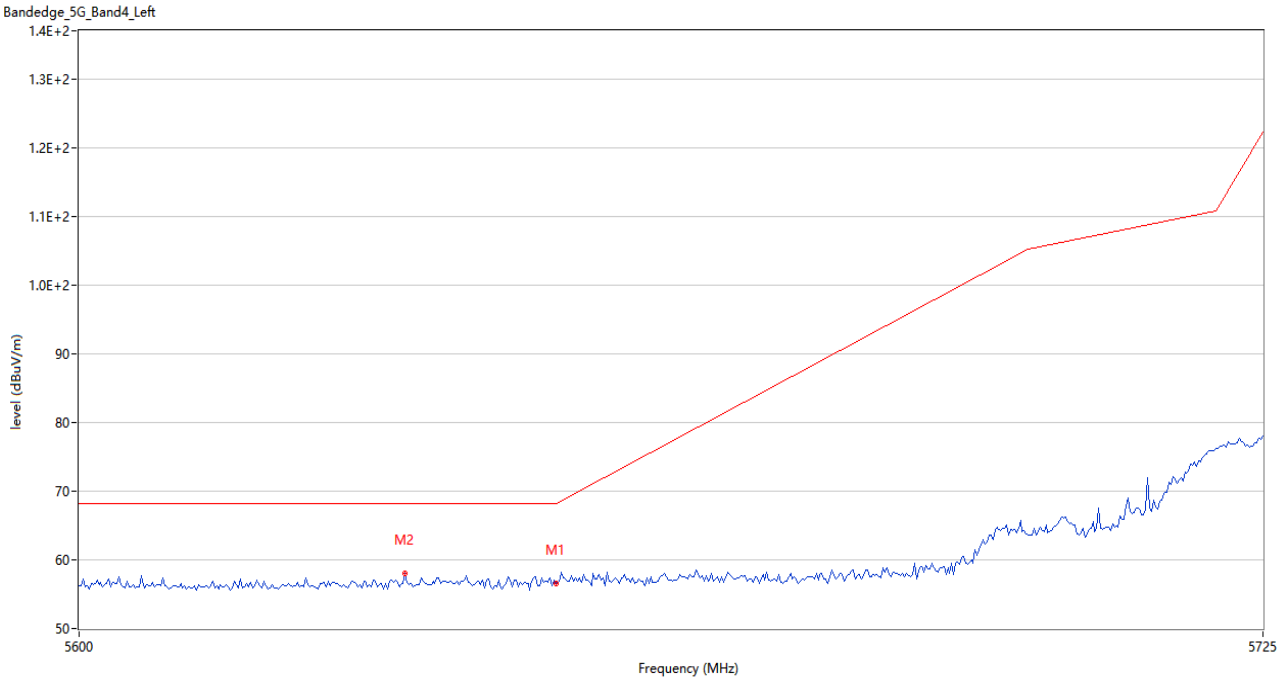

No.	Frequency (MHz)	Results (dBuV/m)	Factor (dB)	Limit (dBuV/m)	Over Limit (dB)	Detector	Table (Degree)	Height (cm)	Antenna	Verdict
1	5650.000	56.47	2.91	68.2	-11.73	Peak	20.00	150	Horizontal	Pass
2	5634.166	58.00	2.65	68.2	-10.20	Peak	92.00	150	Horizontal	Pass

U-NII-3 11n40 CH159

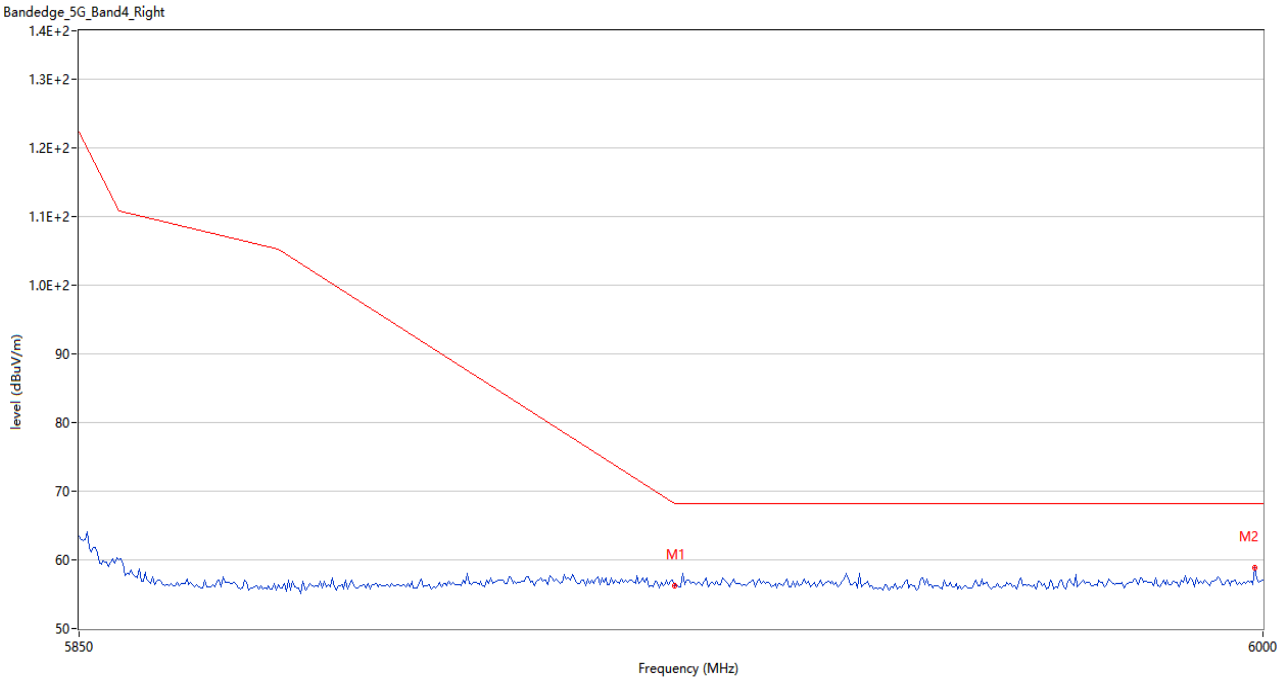

No.	Frequency (MHz)	Results (dBuV/m)	Factor (dB)	Limit (dBuV/m)	Over Limit (dB)	Detector	Table (Degree)	Height (cm)	Antenna	Verdict
1	5925.000	56.27	3.02	68.2	-11.93	Peak	128.00	150	Horizontal	Pass
2	5999.000	58.83	3.56	68.2	-9.37	Peak	62.00	150	Horizontal	Pass

U-NII-3 11ac20 CH149

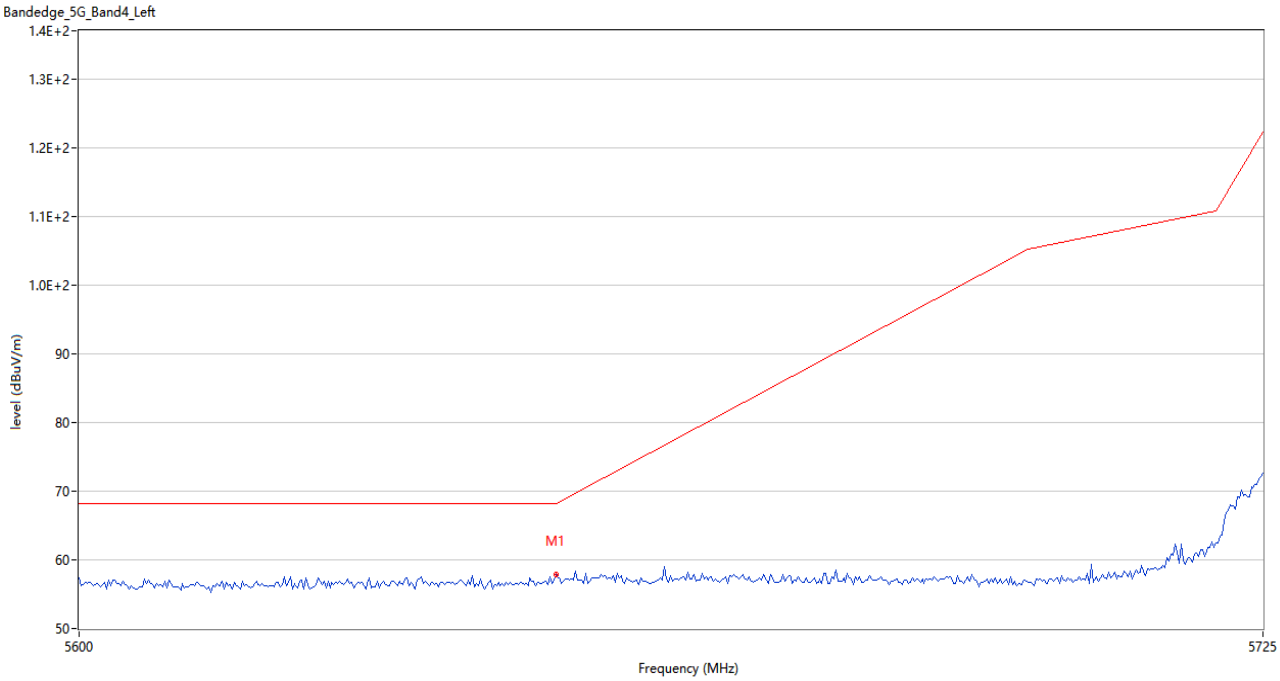

No.	Frequency (MHz)	Results (dBuV/m)	Factor (dB)	Limit (dBuV/m)	Over Limit (dB)	Detector	Table (Degree)	Height (cm)	Antenna	Verdict
1	5650.000	57.85	2.91	68.2	-10.35	Peak	184.00	150	Horizontal	Pass

U-NII-3 11ac20 CH165

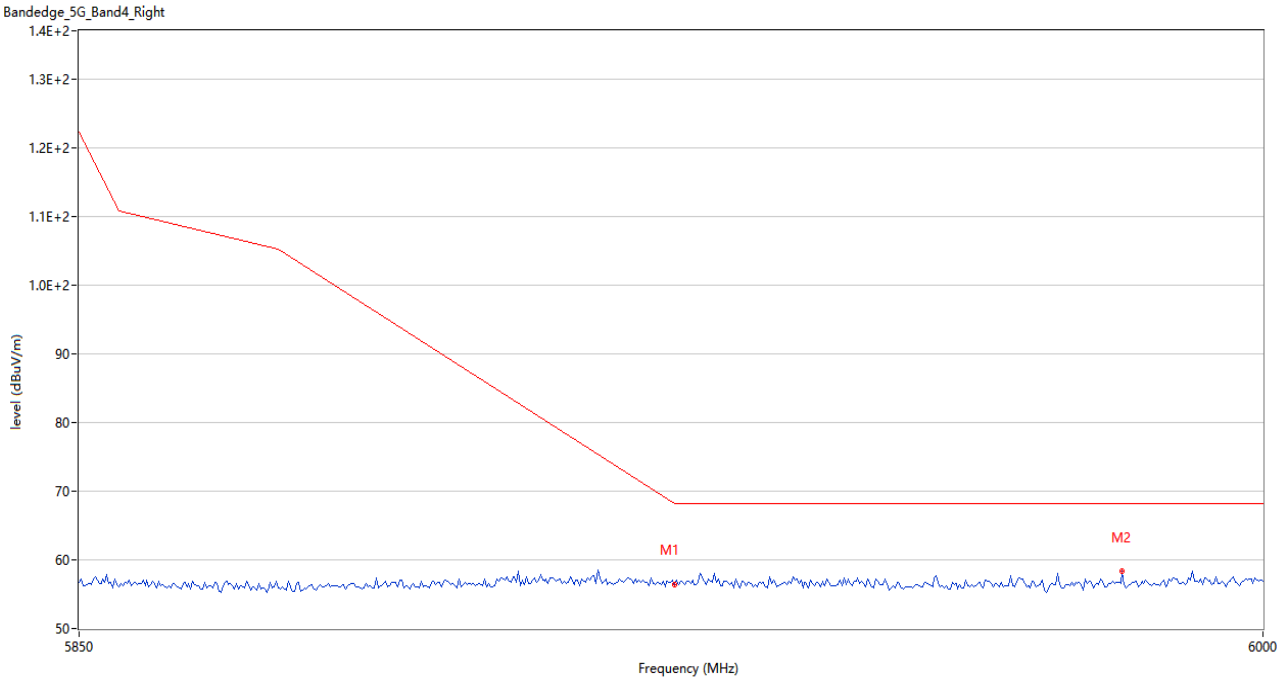

No.	Frequency (MHz)	Results (dBuV/m)	Factor (dB)	Limit (dBuV/m)	Over Limit (dB)	Detector	Table (Degree)	Height (cm)	Antenna	Verdict
1	5925.000	56.41	3.02	68.2	-11.79	Peak	78.00	150	Horizontal	Pass
2	5982.000	58.37	2.94	68.2	-9.83	Peak	179.00	150	Horizontal	Pass

U-NII-3 11ac40 CH151

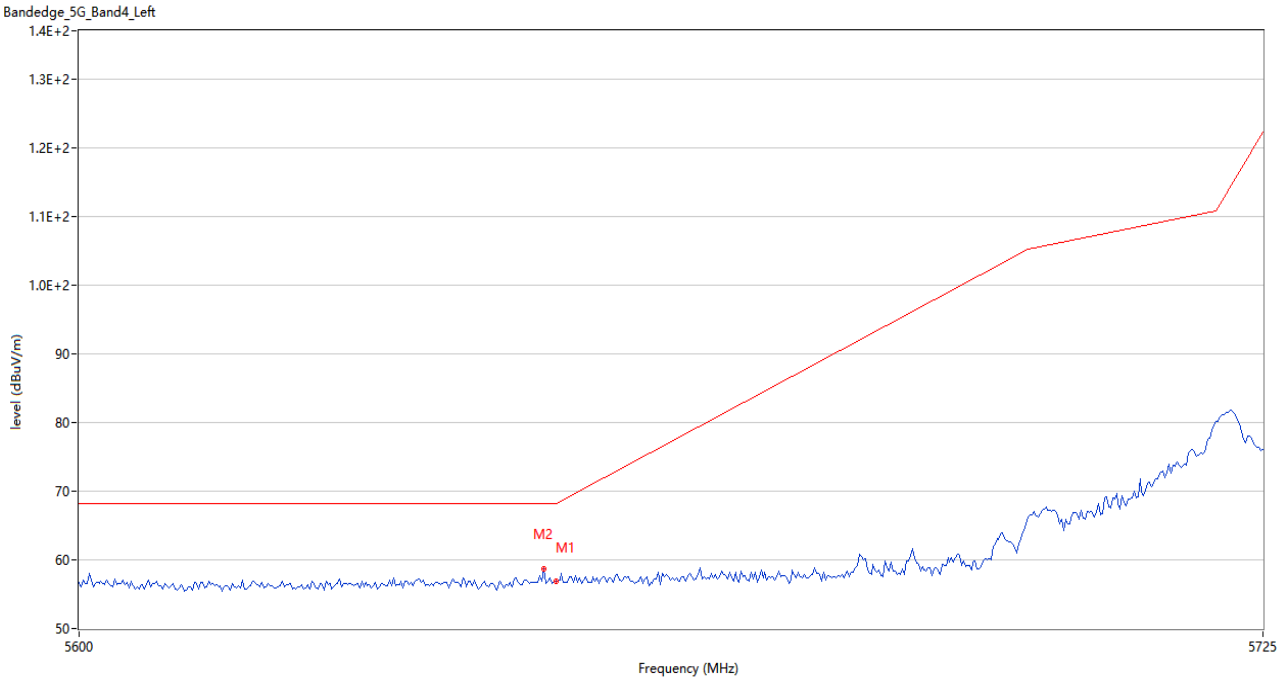

No.	Frequency (MHz)	Results (dBuV/m)	Factor (dB)	Limit (dBuV/m)	Over Limit (dB)	Detector	Table (Degree)	Height (cm)	Antenna	Verdict
1	5650.000	56.95	2.91	68.2	-11.25	Peak	1.00	150	Horizontal	Pass
2	5648.750	58.76	2.73	68.2	-9.44	Peak	34.00	150	Horizontal	Pass

U-NII-3 11ac40 CH159

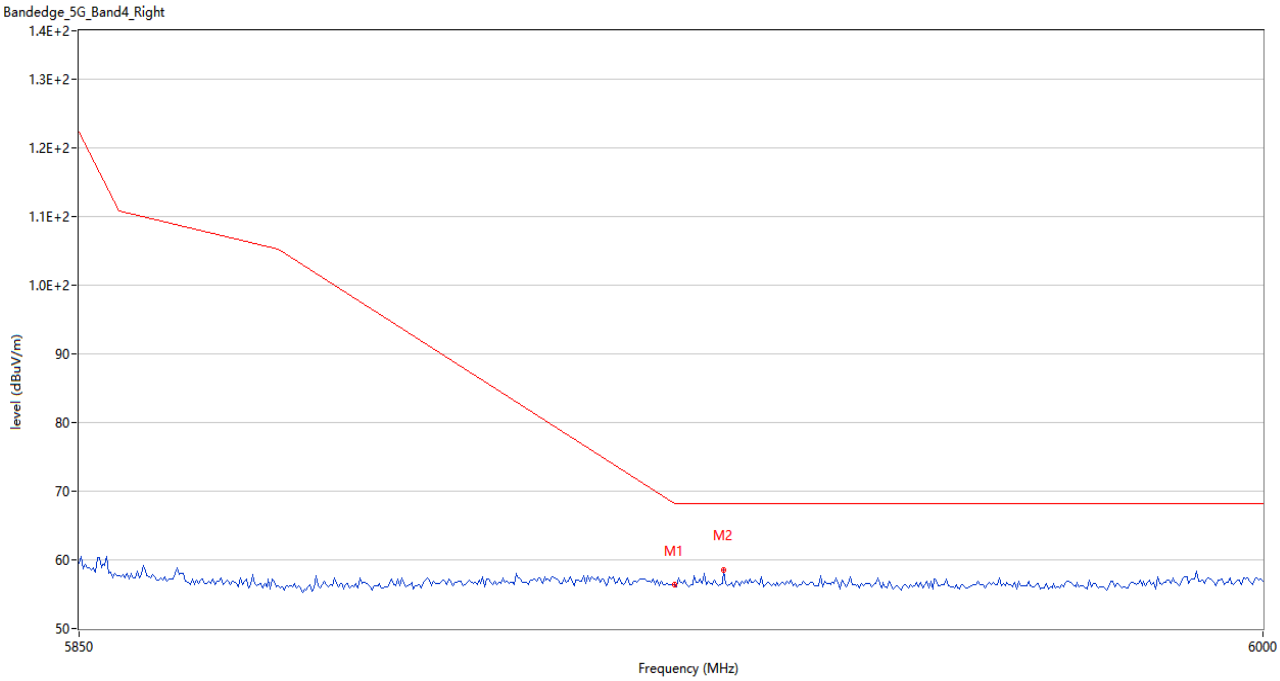

No.	Frequency (MHz)	Results (dBuV/m)	Factor (dB)	Limit (dBuV/m)	Over Limit (dB)	Detector	Table (Degree)	Height (cm)	Antenna	Verdict
1	5925.000	56.34	3.02	68.2	-11.86	Peak	347.00	100	Horizontal	Pass
2	5931.250	58.52	2.93	68.2	-9.68	Peak	339.00	100	Horizontal	Pass

U-NII-3 11ac80 CH155

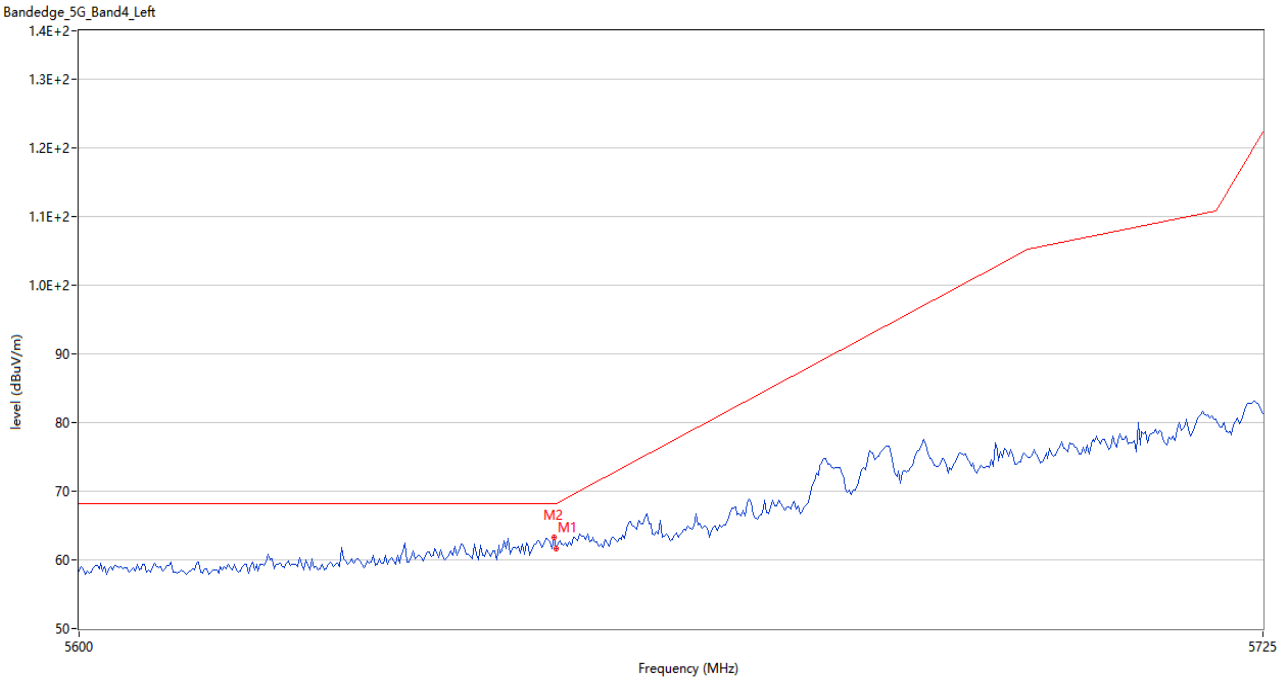

No.	Frequency (MHz)	Results (dBuV/m)	Factor (dB)	Limit (dBuV/m)	Over Limit (dB)	Detector	Table (Degree)	Height (cm)	Antenna	Verdict
1	5650.000	61.63	2.91	68.2	-6.57	Peak	18.00	150	Horizontal	Pass
2	5649.791	63.25	2.88	68.2	-4.95	Peak	220.00	150	Horizontal	Pass

U-NII-3 11ac80 CH155

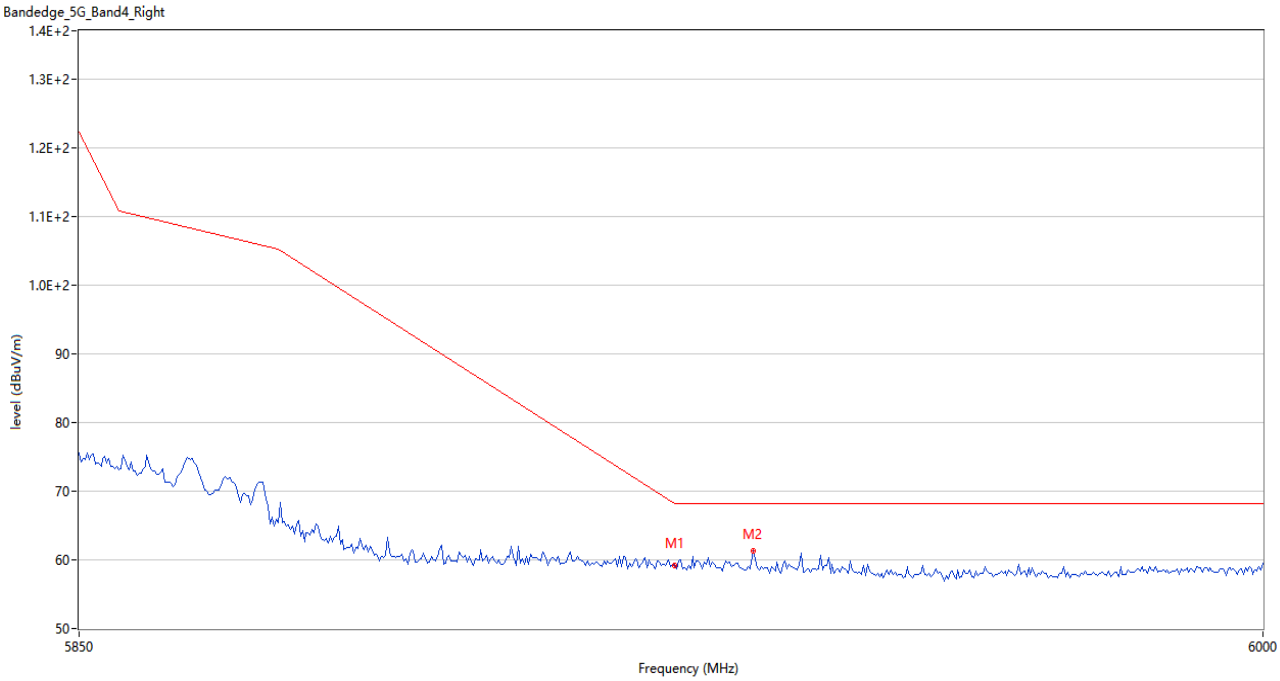

No.	Frequency (MHz)	Results (dBuV/m)	Factor (dB)	Limit (dBuV/m)	Over Limit (dB)	Detector	Table (Degree)	Height (cm)	Antenna	Verdict
1	5925.000	59.10	3.02	68.2	-9.10	Peak	349.00	150	Horizontal	Pass
2	5935.000	61.29	2.96	68.2	-6.91	Peak	215.00	150	Horizontal	Pass

MIMO

U-NII-1 11a CH36

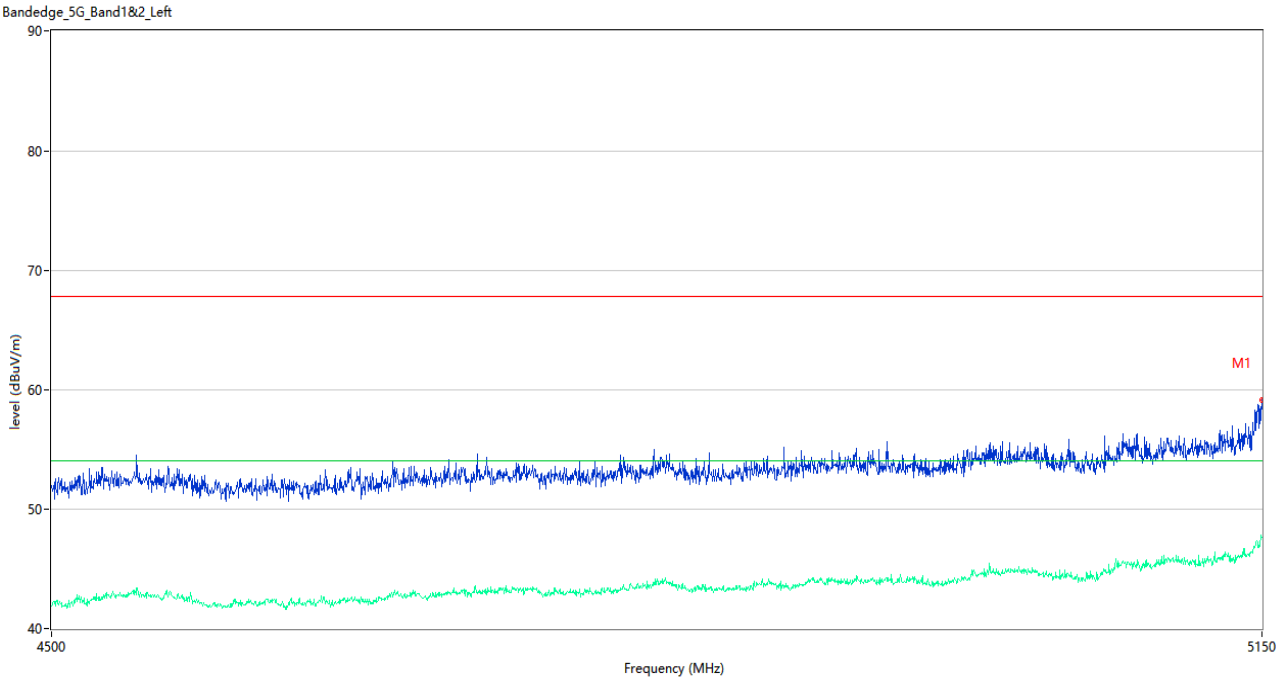

No.	Frequency (MHz)	Results (dBuV/m)	Factor (dB)	Limit (dBuV/m)	Over Limit (dB)	Detector	Table (Degree)	Height (cm)	Antenna	Verdict
1	5150.000	59.10	2.56	68.2	-9.10	Peak	103.00	150	Horizontal	Pass
1**	5150.000	47.67	2.56	54.0	-6.33	AV	103.00	150	Horizontal	Pass

U-NII-1 11a CH48

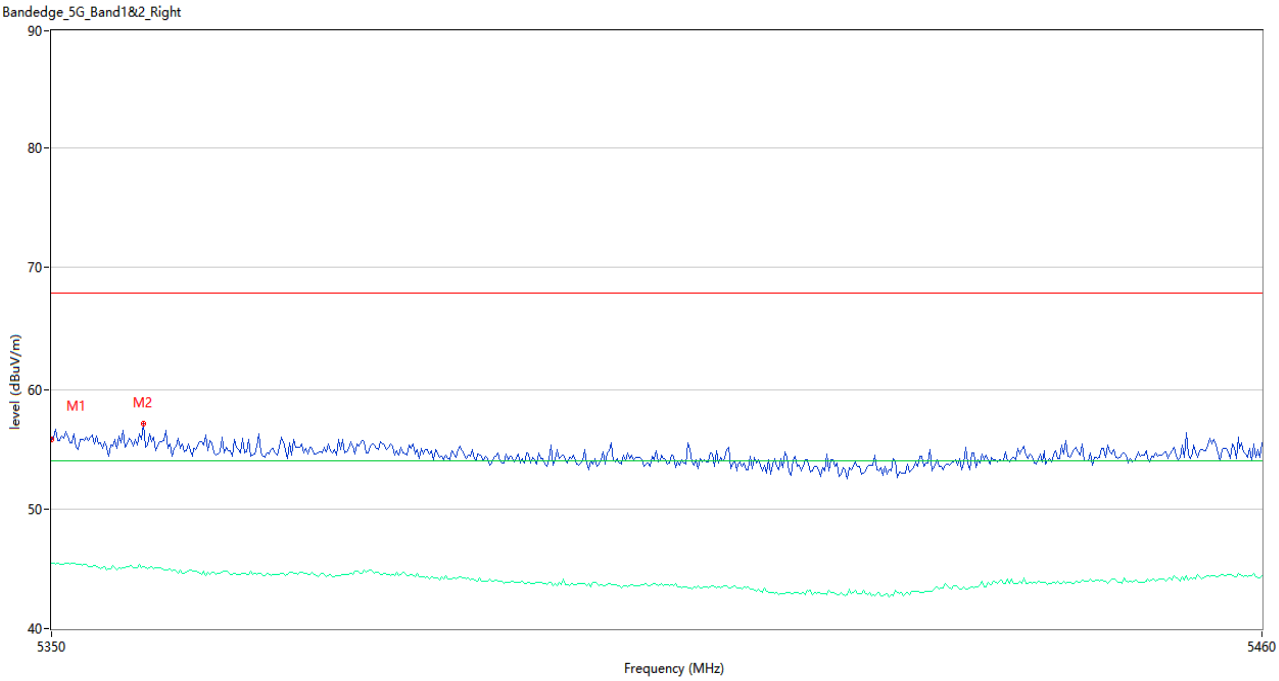

No.	Frequency (MHz)	Results (dBuV/m)	Factor (dB)	Limit (dBuV/m)	Over Limit (dB)	Detector	Table (Degree)	Height (cm)	Antenna	Verdict
1	5350.000	55.85	2.55	68.2	-12.35	Peak	39.00	150	Horizontal	Pass
1**	5350.000	45.43	2.55	54.0	-8.57	AV	39.00	150	Horizontal	Pass
2	5358.250	57.13	2.43	68.2	-11.07	Peak	23.00	150	Horizontal	Pass
2**	5358.250	45.15	2.43	54.0	-8.85	AV	23.00	150	Horizontal	Pass

U-NII-1 11n20 CH36

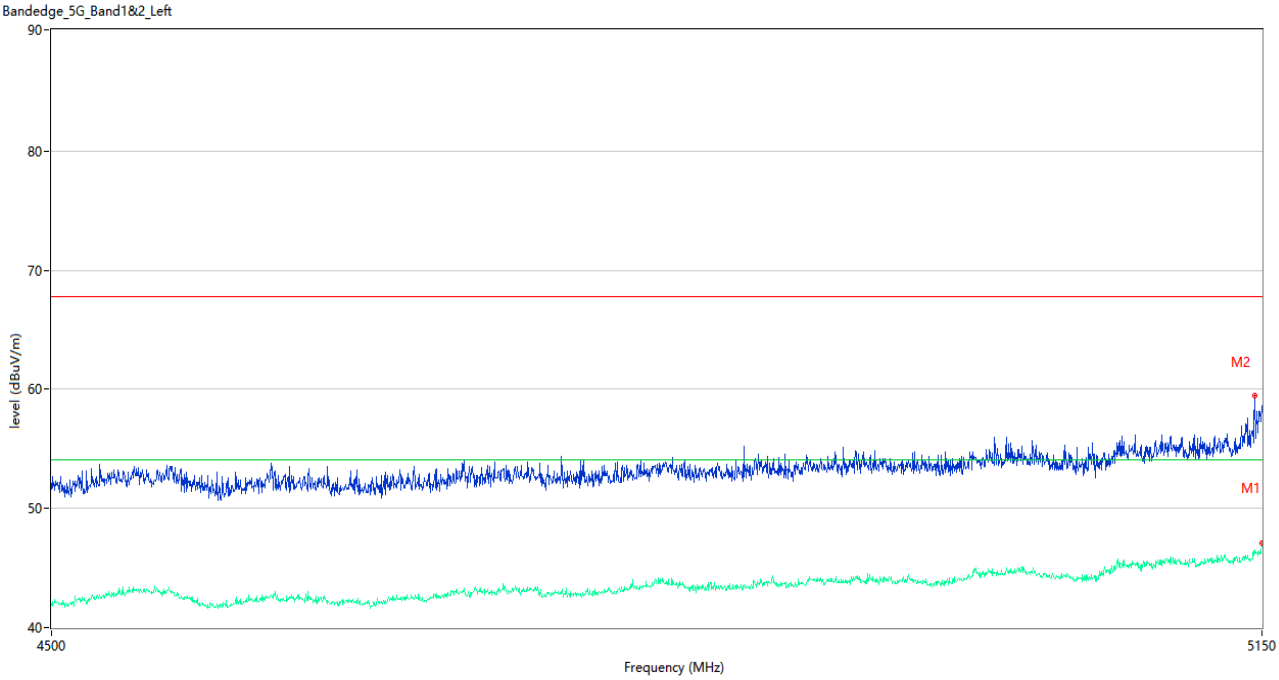

No.	Frequency (MHz)	Results (dBuV/m)	Factor (dB)	Limit (dBuV/m)	Over Limit (dB)	Detector	Table (Degree)	Height (cm)	Antenna	Verdict
1	5150.000	58.57	2.56	68.2	-9.63	Peak	158.00	150	Horizontal	Pass
1**	5150.000	47.06	2.56	54.0	-6.94	AV	158.00	150	Horizontal	Pass
2	5145.775	59.38	2.61	68.2	-8.82	Peak	0.00	150	Horizontal	Pass
2**	5145.775	46.28	2.61	54.0	-7.72	AV	0.00	150	Horizontal	Pass

U-NII-1 11n20 CH48

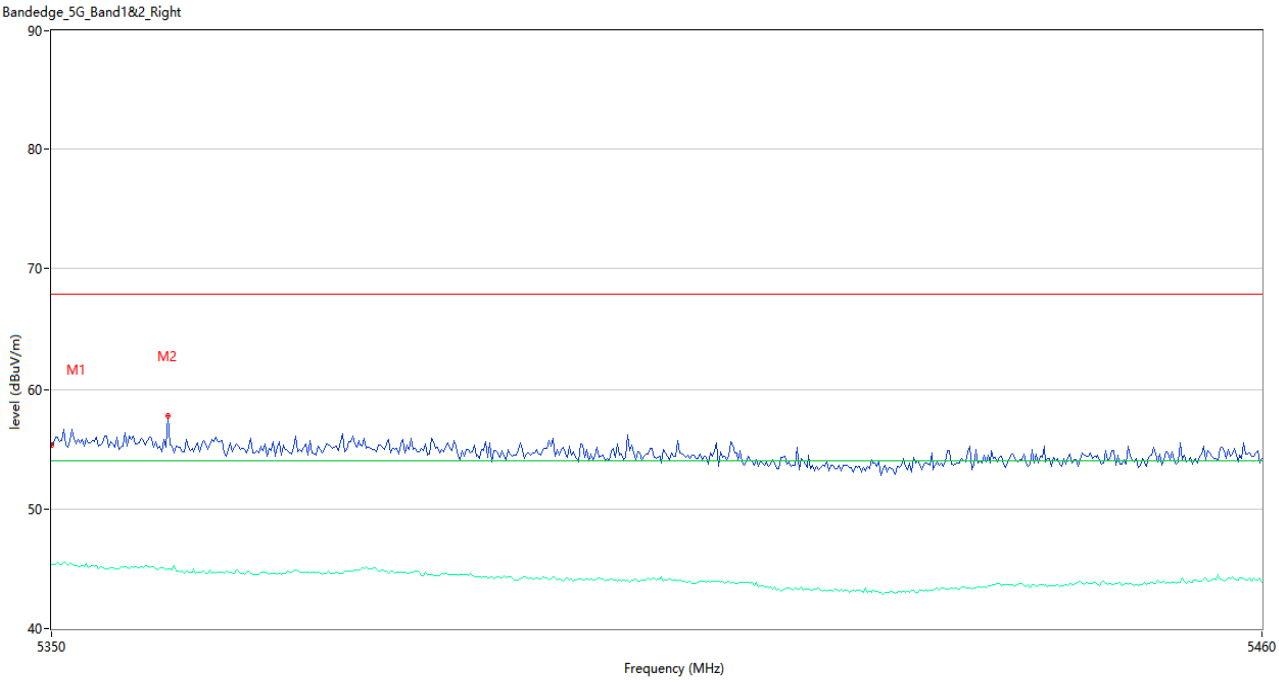

No.	Frequency (MHz)	Results (dBuV/m)	Factor (dB)	Limit (dBuV/m)	Over Limit (dB)	Detector	Table (Degree)	Height (cm)	Antenna	Verdict
1	5350.000	55.31	2.55	68.2	-12.89	Peak	193.00	150	Horizontal	Pass
1**	5350.000	45.40	2.55	54.0	-8.60	AV	193.00	150	Horizontal	Pass
2	5360.450	57.76	2.29	68.2	-10.44	Peak	360.00	150	Horizontal	Pass
2**	5360.450	44.95	2.29	54.0	-9.05	AV	360.00	150	Horizontal	Pass

U-NII-1 11n40 CH38

No.	Frequency (MHz)	Results (dBuV/m)	Factor (dB)	Limit (dBuV/m)	Over Limit (dB)	Detector	Table (Degree)	Height (cm)	Antenna	Verdict
1	5150.000	63.73	2.56	68.2	-4.47	Peak	168.00	150	Horizontal	Pass
1**	5150.000	49.67	2.56	54.0	-4.33	AV	168.00	150	Horizontal	Pass
2	5135.050	64.76	2.48	68.2	-3.44	Peak	161.00	150	Horizontal	Pass
2**	5135.050	47.67	2.48	54.0	-6.33	AV	161.00	150	Horizontal	Pass

U-NII-1 11n40 CH46

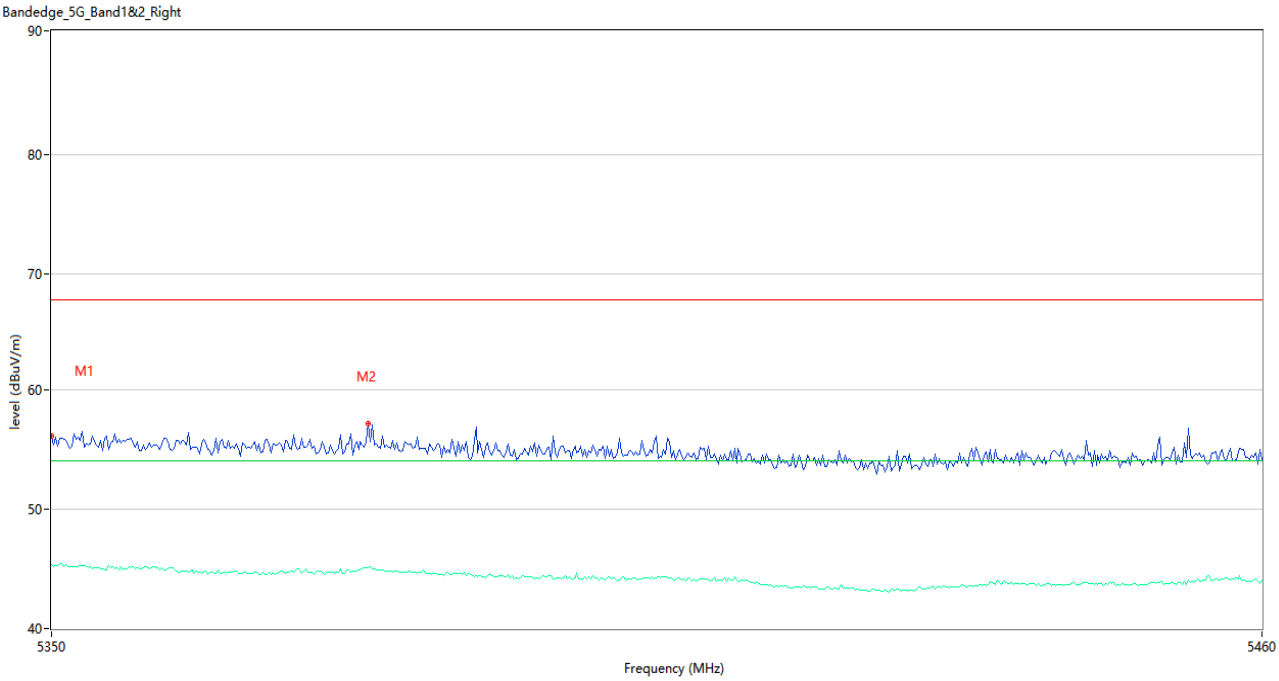

No.	Frequency (MHz)	Results (dBuV/m)	Factor (dB)	Limit (dBuV/m)	Over Limit (dB)	Detector	Table (Degree)	Height (cm)	Antenna	Verdict
1	5350.000	56.11	2.55	68.2	-12.09	Peak	54.00	150	Horizontal	Pass
1**	5350.000	45.36	2.55	54.0	-8.64	AV	54.00	150	Horizontal	Pass
2	5378.600	57.15	2.79	68.2	-11.05	Peak	35.00	150	Horizontal	Pass
2**	5378.600	45.05	2.79	54.0	-8.95	AV	35.00	150	Horizontal	Pass

U-NII-1 11ac20 CH36

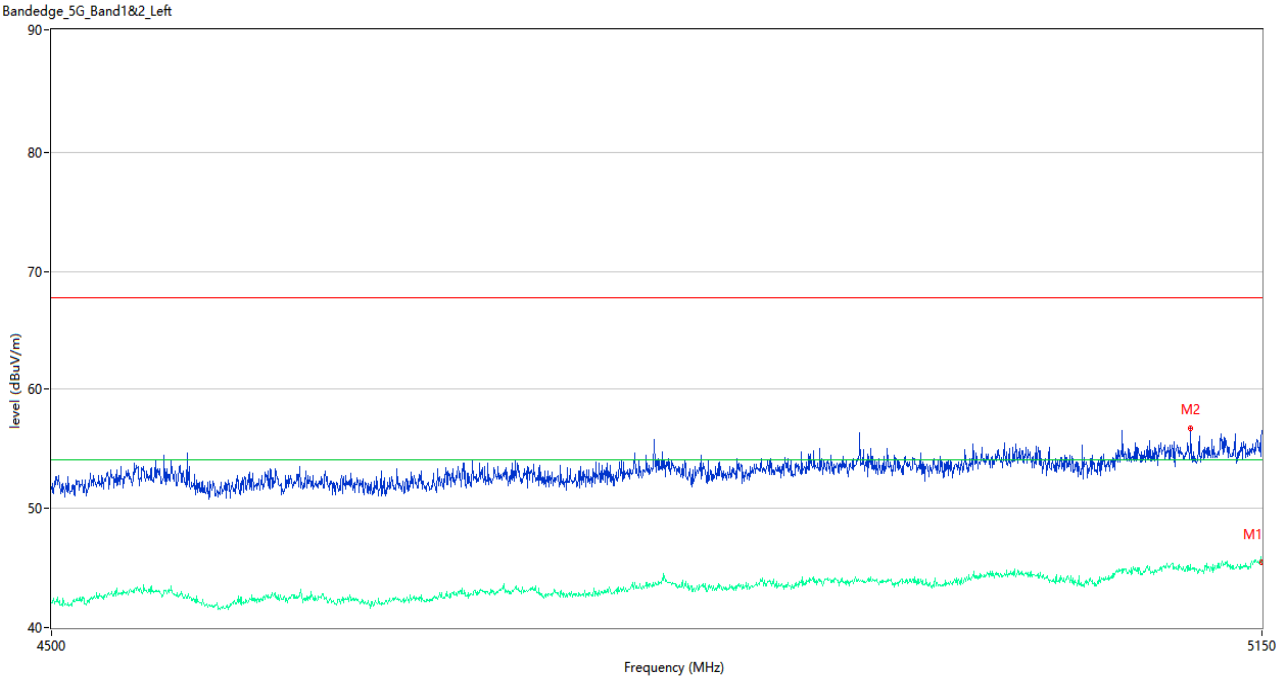

No.	Frequency (MHz)	Results (dBuV/m)	Factor (dB)	Limit (dBuV/m)	Over Limit (dB)	Detector	Table (Degree)	Height (cm)	Antenna	Verdict
1	5150.000	56.48	2.56	68.2	-11.72	Peak	157.00	150	Horizontal	Pass
1**	5150.000	45.42	2.56	54.0	-8.58	AV	157.00	150	Horizontal	Pass
2	5109.375	56.64	2.72	68.2	-11.56	Peak	11.00	150	Horizontal	Pass
2**	5109.375	44.84	2.72	54.0	-9.16	AV	11.00	150	Horizontal	Pass

U-NII-1 11ac20 CH48

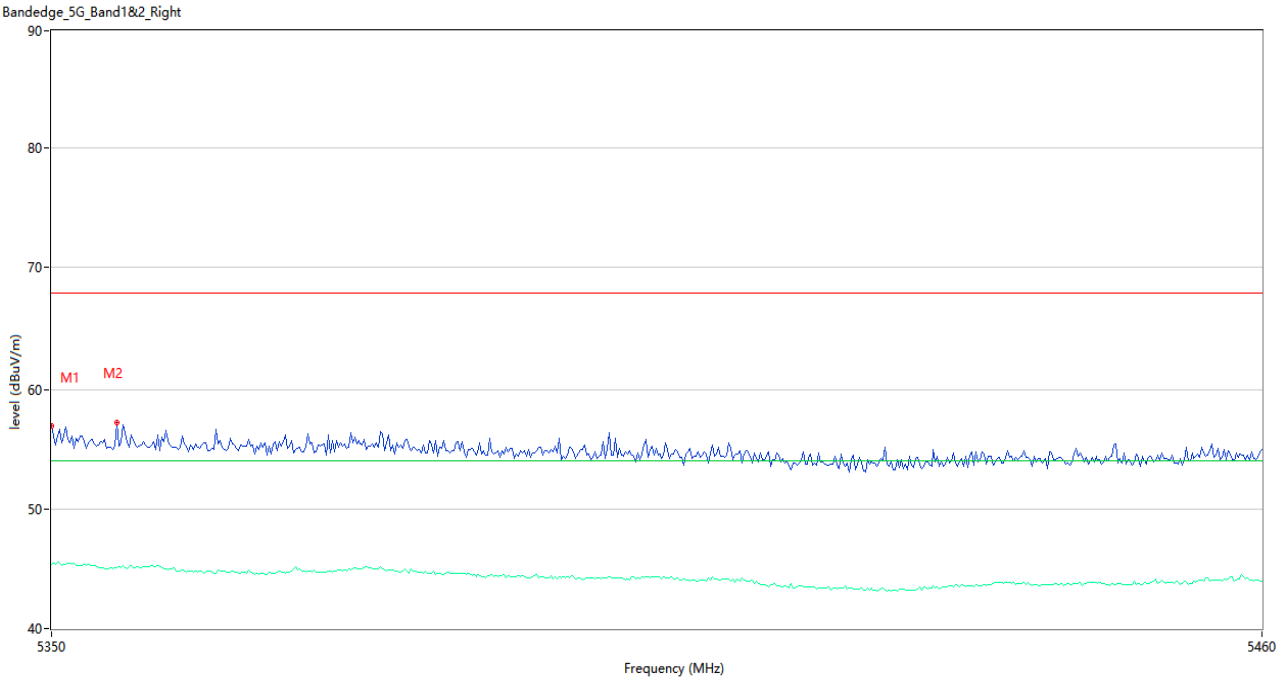

No.	Frequency (MHz)	Results (dBuV/m)	Factor (dB)	Limit (dBuV/m)	Over Limit (dB)	Detector	Table (Degree)	Height (cm)	Antenna	Verdict
1	5350.000	56.96	2.55	68.2	-11.24	Peak	237.00	150	Horizontal	Pass
1**	5350.000	45.37	2.55	54.0	-8.63	AV	237.00	150	Horizontal	Pass
2	5355.867	57.21	2.31	68.2	-10.99	Peak	360.00	150	Horizontal	Pass
2**	5355.867	44.94	2.31	54.0	-9.06	AV	360.00	150	Horizontal	Pass

U-NII-1 11ac40 CH38

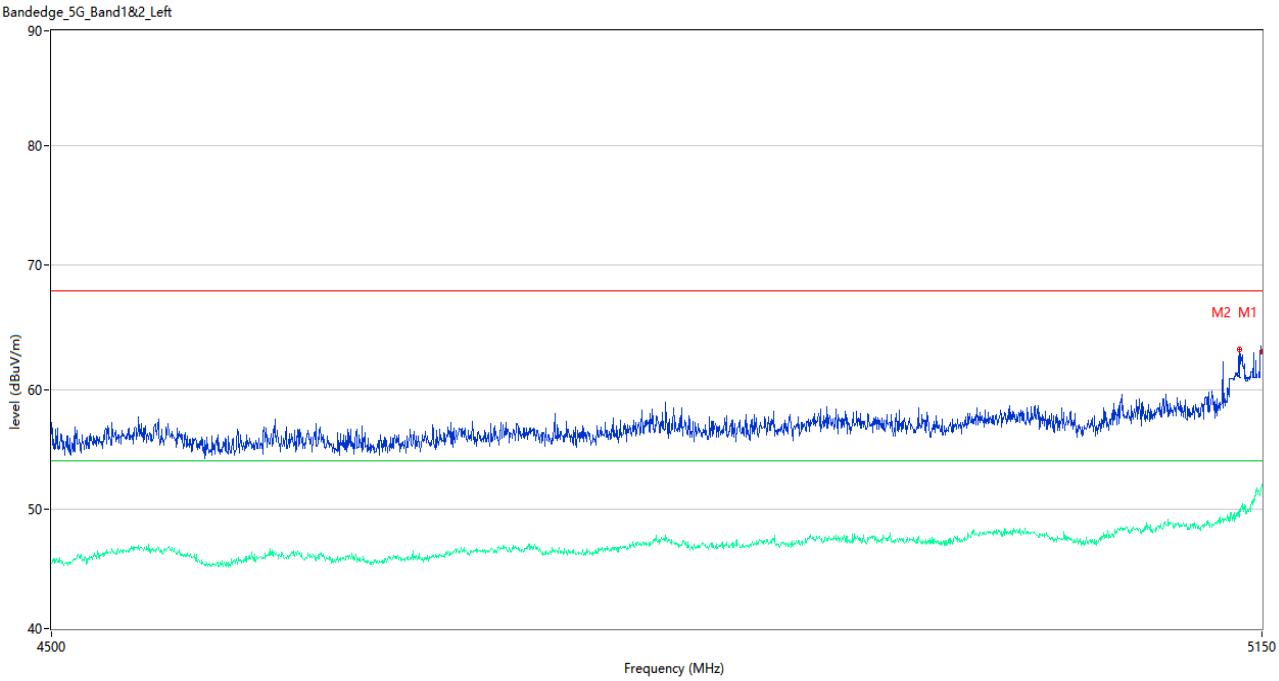

No.	Frequency (MHz)	Results (dBuV/m)	Factor (dB)	Limit (dBuV/m)	Over Limit (dB)	Detector	Table (Degree)	Height (cm)	Antenna	Verdict
1	5150.000	63.13	2.56	68.2	-5.07	Peak	163.00	150	Horizontal	Pass
1**	5150.000	51.84	2.56	54.0	-3.16	AV	163.00	150	Horizontal	Pass
2	5137.325	63.30	2.49	68.2	-4.90	Peak	163.00	150	Horizontal	Pass
2**	5137.325	49.36	2.49	54.0	-4.64	AV	163.00	150	Horizontal	Pass

U-NII-1 11ac40 CH46

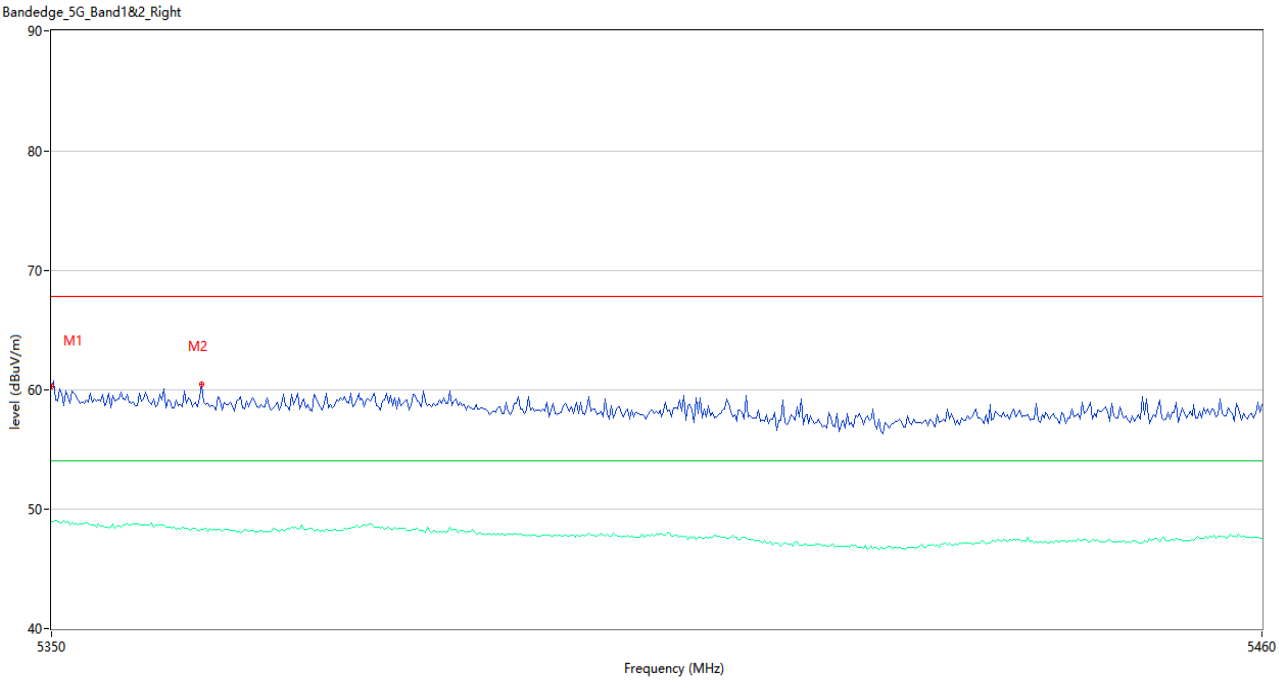

No.	Frequency (MHz)	Results (dBuV/m)	Factor (dB)	Limit (dBuV/m)	Over Limit (dB)	Detector	Table (Degree)	Height (cm)	Antenna	Verdict
1	5350.000	60.26	2.55	68.2	-7.94	Peak	337.00	150	Horizontal	Pass
1**	5350.000	48.91	2.55	54.0	-5.09	AV	337.00	150	Horizontal	Pass
2	5363.567	60.40	2.11	68.2	-7.80	Peak	97.00	150	Horizontal	Pass
2**	5363.567	48.31	2.11	54.0	-5.69	AV	97.00	150	Horizontal	Pass

U-NII-1 11ac80 CH42

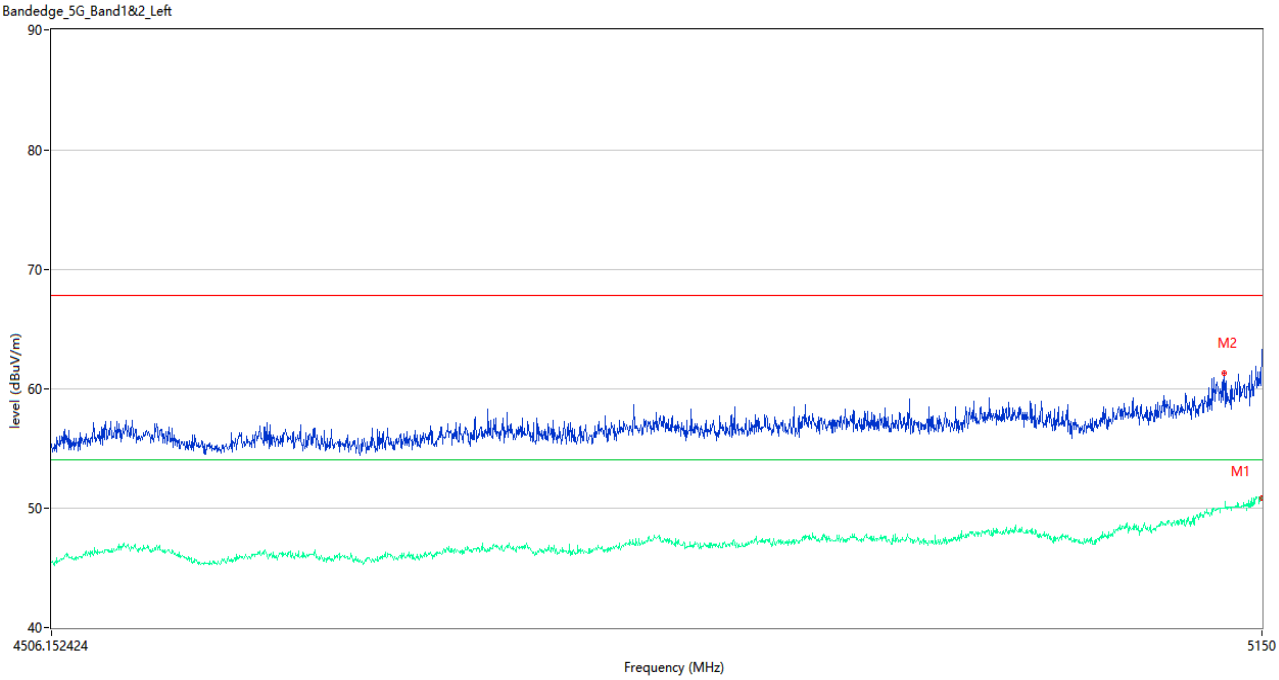

No.	Frequency (MHz)	Results (dBuV/m)	Factor (dB)	Limit (dBuV/m)	Over Limit (dB)	Detector	Table (Degree)	Height (cm)	Antenna	Verdict
1	5150.000	63.26	2.56	68.2	-4.94	Peak	158.00	150	Horizontal	Pass
1**	5150.000	50.61	2.56	54.0	-3.39	AV	158.00	150	Horizontal	Pass
2	5128.550	61.25	2.90	68.2	-6.95	Peak	161.00	150	Horizontal	Pass
2**	5128.550	50.30	2.90	54.0	-3.70	AV	161.00	150	Horizontal	Pass

U-NII-1 11ac80 CH42

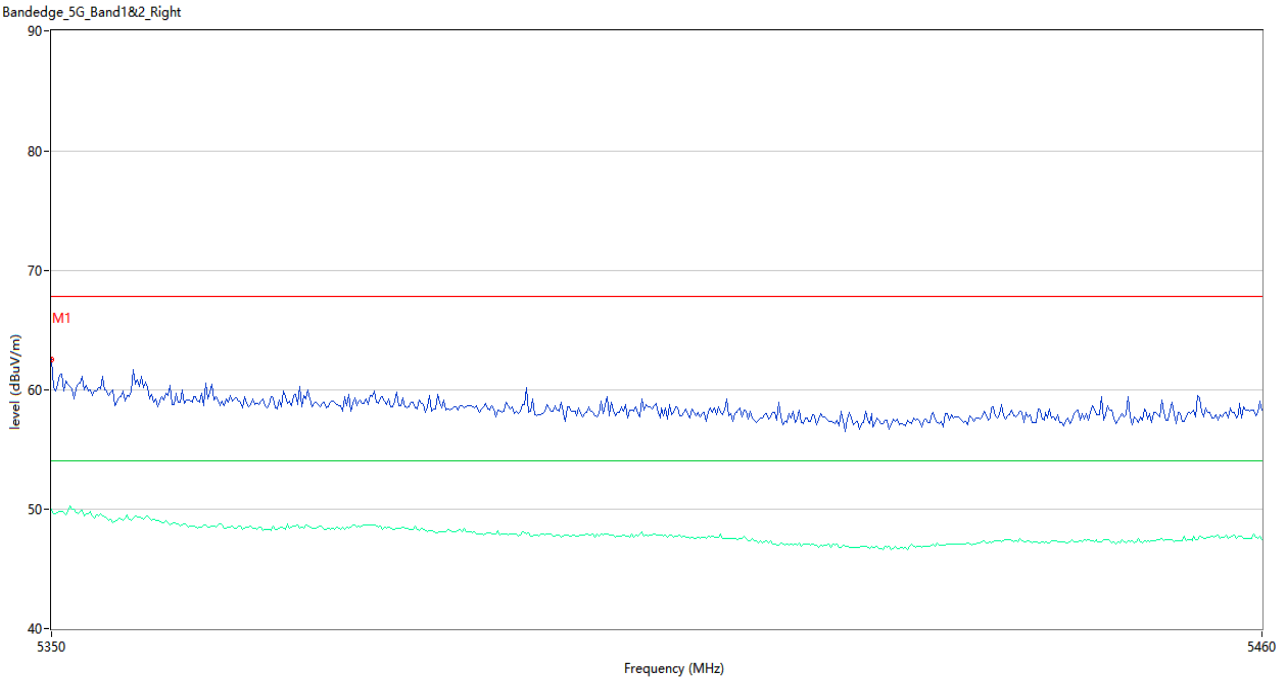

No.	Frequency (MHz)	Results (dBuV/m)	Factor (dB)	Limit (dBuV/m)	Over Limit (dB)	Detector	Table (Degree)	Height (cm)	Antenna	Verdict
1	5350.000	62.53	2.55	68.2	-5.67	Peak	213.00	150	Horizontal	Pass
1**	5350.000	49.95	2.55	54.0	-4.05	AV	213.00	150	Horizontal	Pass

U-NII-3 11a CH149

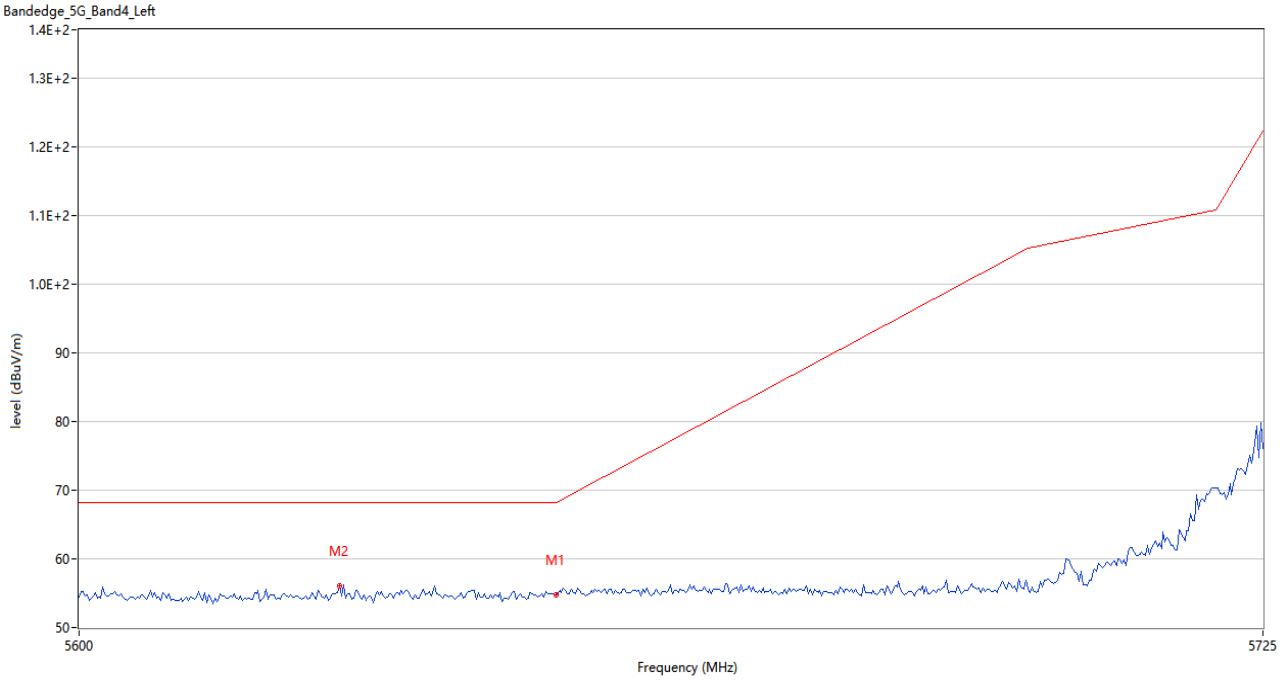

No.	Frequency (MHz)	Results (dBuV/m)	Factor (dB)	Limit (dBuV/m)	Over Limit (dB)	Detector	Table (Degree)	Height (cm)	Antenna	Verdict
1	5650.000	54.83	2.91	68.2	-13.37	Peak	99.00	150	Horizontal	Pass
2	5627.292	56.07	2.64	68.2	-12.13	Peak	343.00	150	Horizontal	Pass

U-NII-3 11a CH165

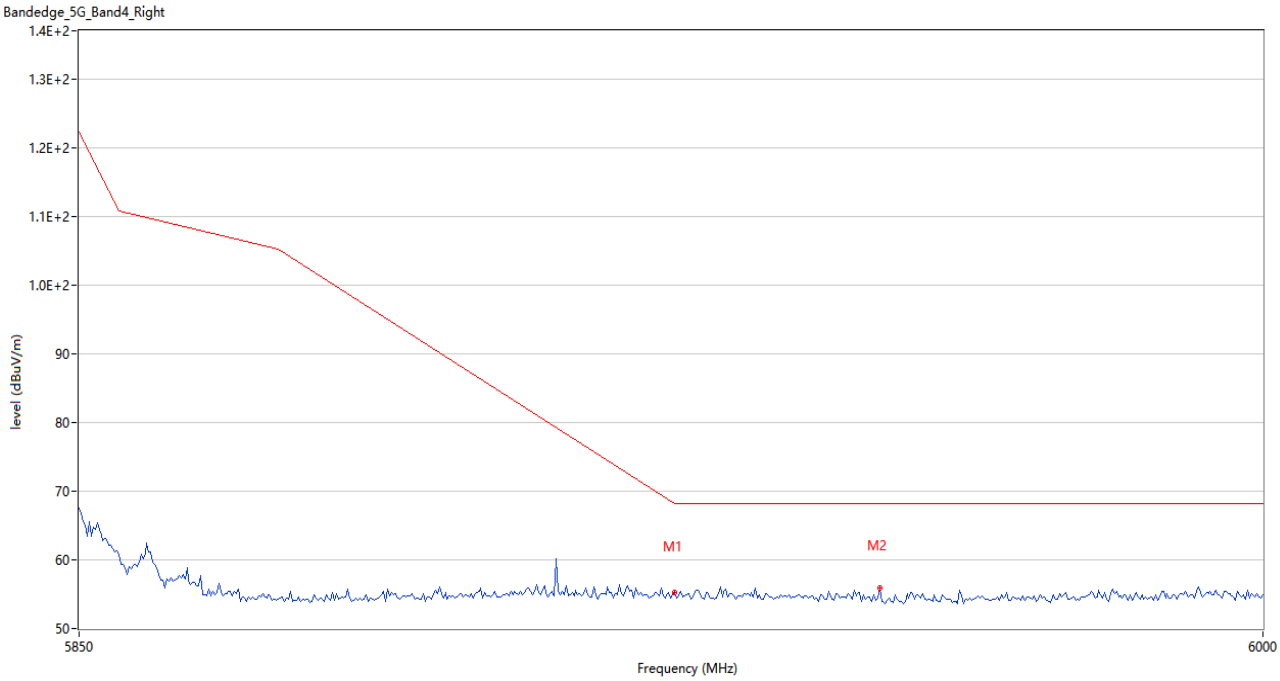

No.	Frequency (MHz)	Results (dBuV/m)	Factor (dB)	Limit (dBuV/m)	Over Limit (dB)	Detector	Table (Degree)	Height (cm)	Antenna	Verdict
1	5925.000	55.19	3.02	68.2	-13.01	Peak	237.00	150	Horizontal	Pass
2	5951.000	55.91	2.58	68.2	-12.29	Peak	104.00	150	Horizontal	Pass

U-NII-3 11n20 CH149

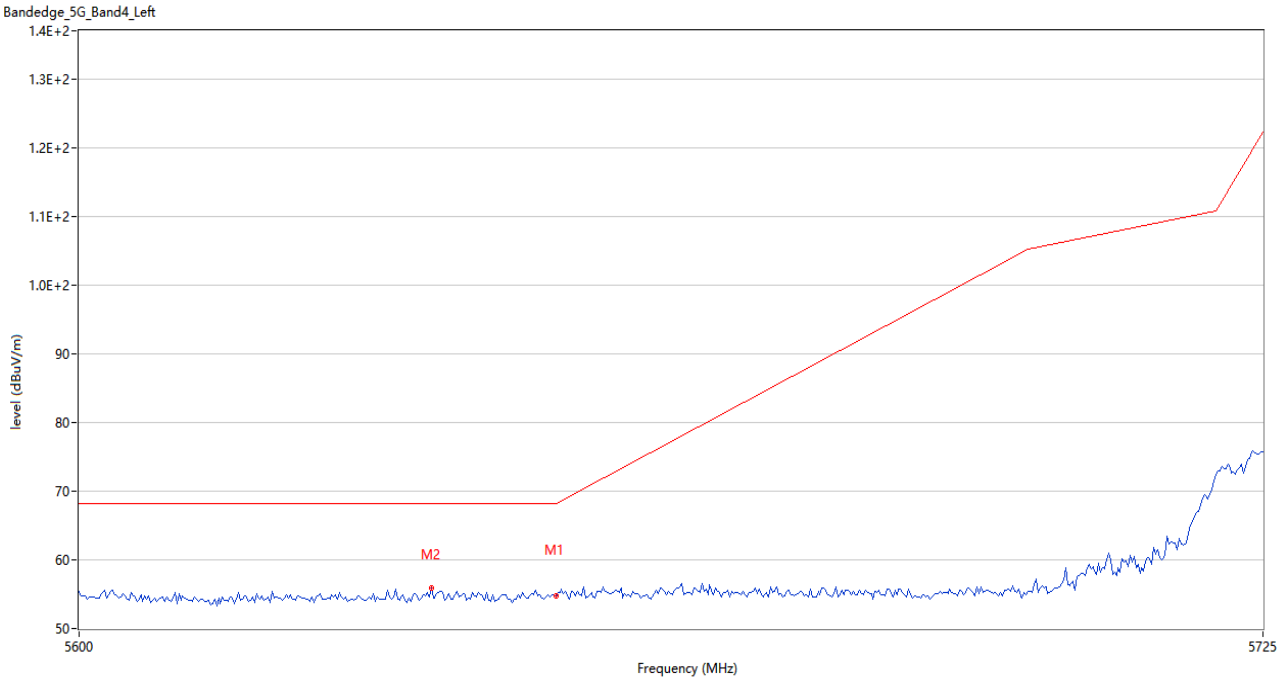

No.	Frequency (MHz)	Results (dBuV/m)	Factor (dB)	Limit (dBuV/m)	Over Limit (dB)	Detector	Table (Degree)	Height (cm)	Antenna	Verdict
1	5650.000	54.70	2.91	68.2	-13.50	Peak	110.00	150	Horizontal	Pass
2	5636.875	55.92	2.72	68.2	-12.28	Peak	208.00	150	Horizontal	Pass

U-NII-3 11n20 CH165

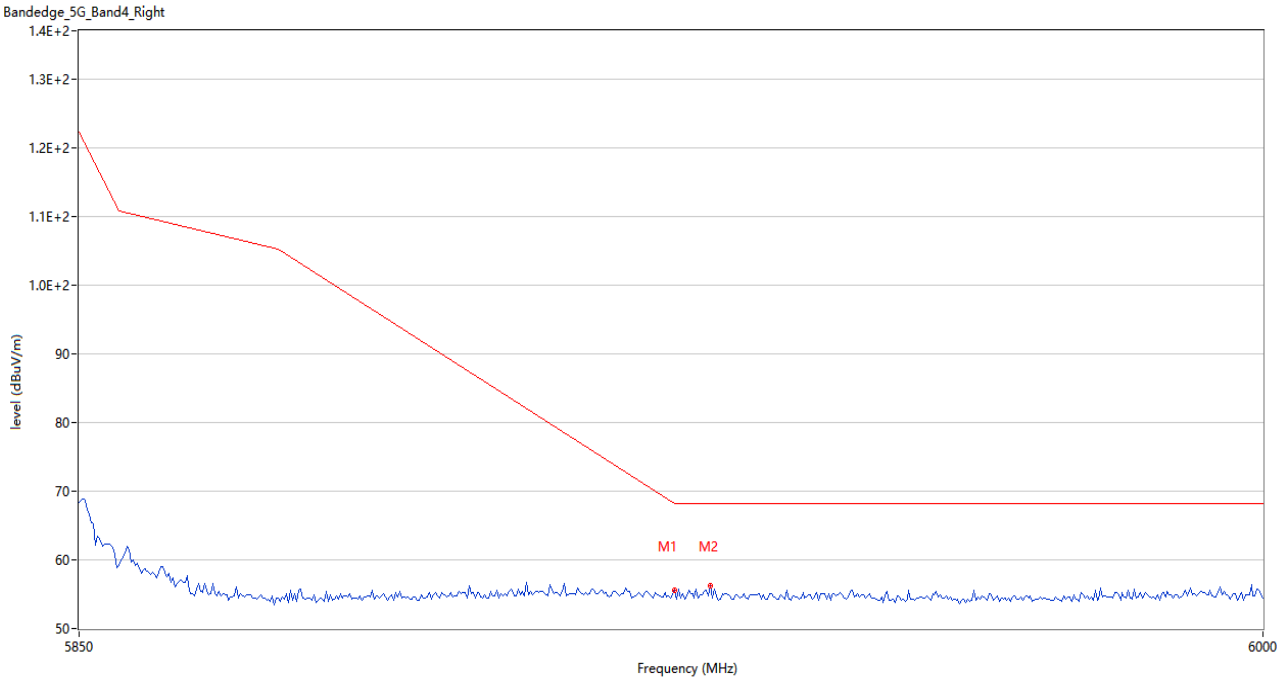

No.	Frequency (MHz)	Results (dBuV/m)	Factor (dB)	Limit (dBuV/m)	Over Limit (dB)	Detector	Table (Degree)	Height (cm)	Antenna	Verdict
1	5925.000	55.55	3.02	68.2	-12.65	Peak	207.00	150	Horizontal	Pass
2	5929.500	56.20	3.03	68.2	-12.00	Peak	343.00	150	Horizontal	Pass

U-NII-3 11n40 CH151

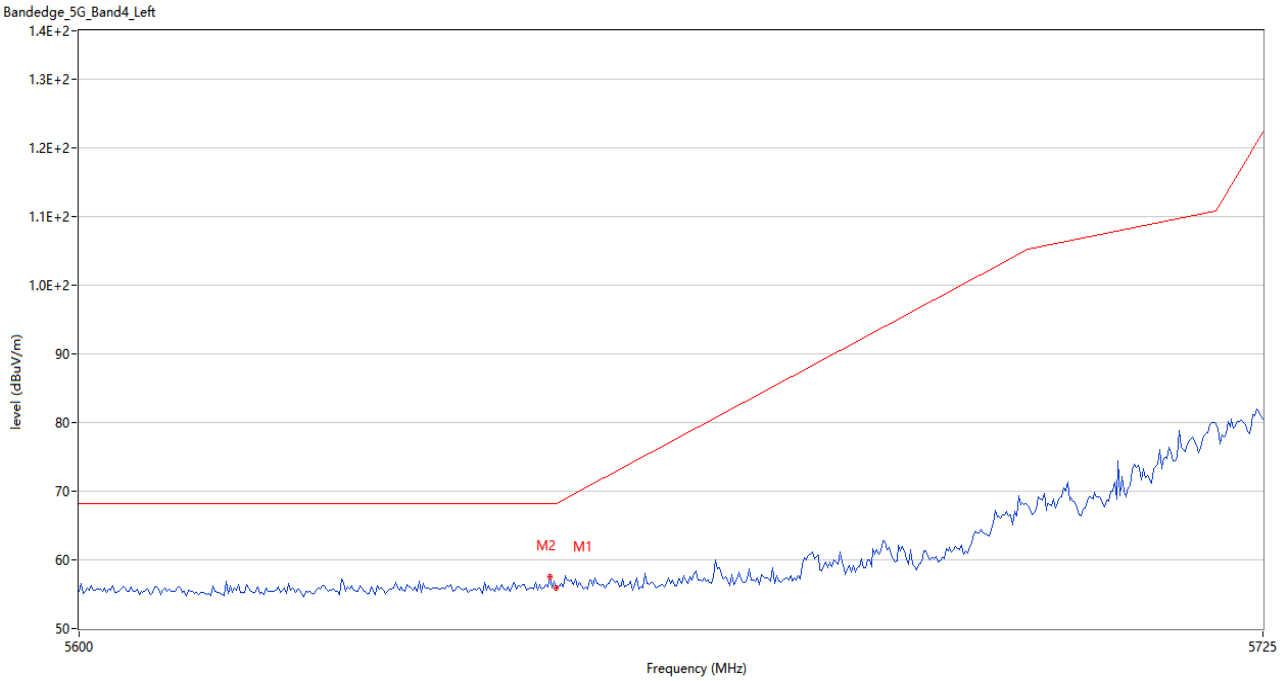

No.	Frequency (MHz)	Results (dBuV/m)	Factor (dB)	Limit (dBuV/m)	Over Limit (dB)	Detector	Table (Degree)	Height (cm)	Antenna	Verdict
1	5650.000	55.88	2.91	68.2	-12.32	Peak	185.00	150	Horizontal	Pass
2	5649.375	57.54	2.82	68.2	-10.66	Peak	0.00	150	Horizontal	Pass

U-NII-3 11n40 CH159

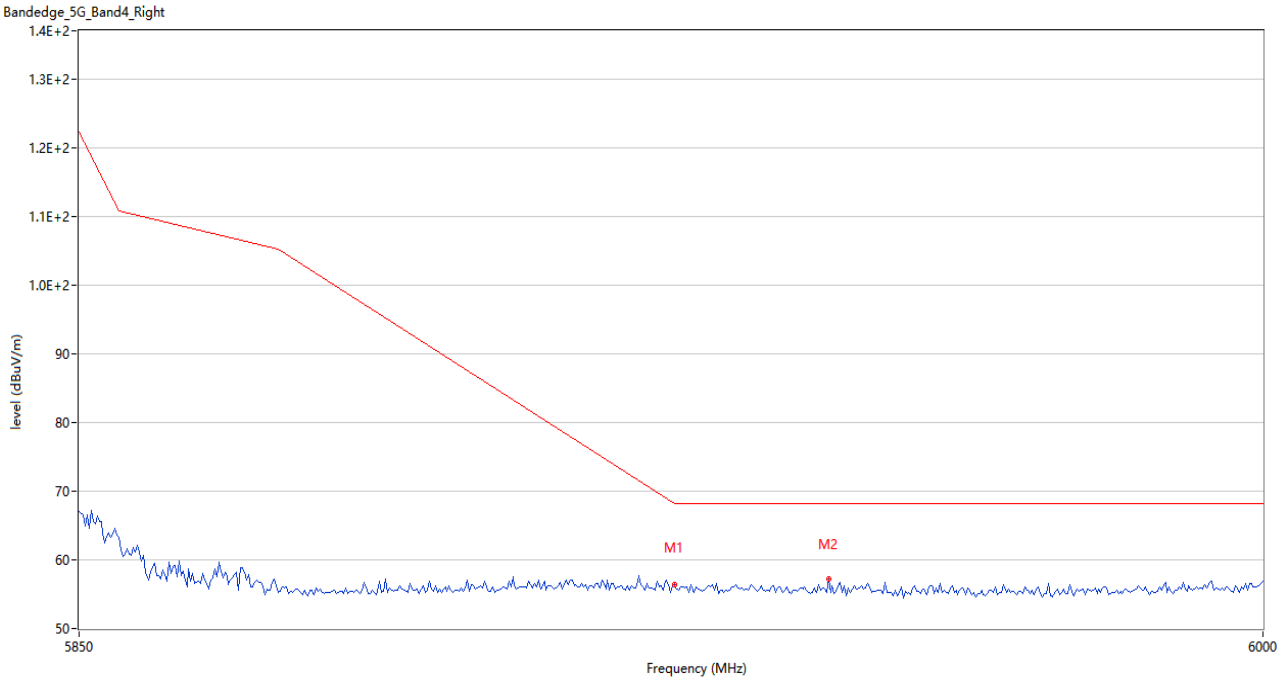

No.	Frequency (MHz)	Results (dBuV/m)	Factor (dB)	Limit (dBuV/m)	Over Limit (dB)	Detector	Table (Degree)	Height (cm)	Antenna	Verdict
1	5925.000	56.43	3.02	68.2	-11.77	Peak	52.00	150	Horizontal	Pass
2	5944.500	57.28	2.91	68.2	-10.92	Peak	111.00	150	Horizontal	Pass

U-NII-3 11ac20 CH149

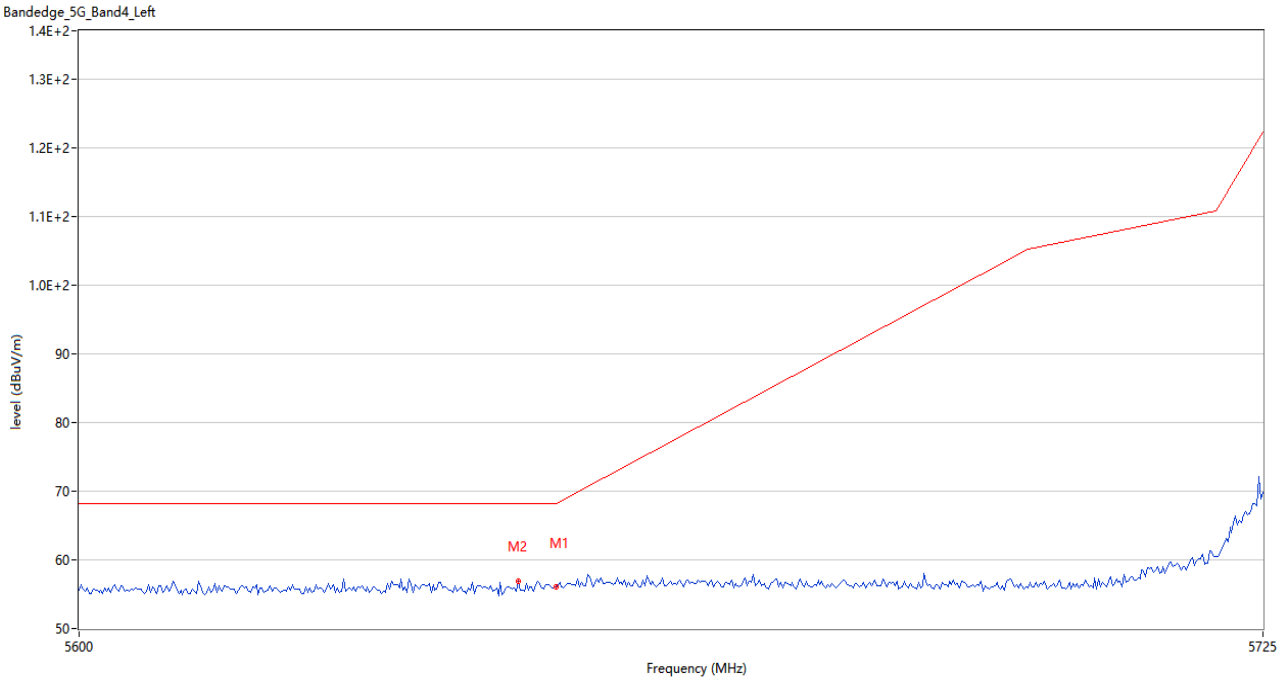

No.	Frequency (MHz)	Results (dBuV/m)	Factor (dB)	Limit (dBuV/m)	Over Limit (dB)	Detector	Table (Degree)	Height (cm)	Antenna	Verdict
1	5650.000	56.02	2.91	68.2	-12.18	Peak	0.00	150	Horizontal	Pass
2	5646.042	56.82	2.51	68.2	-11.38	Peak	360.00	150	Horizontal	Pass

U-NII-3 11ac20 CH165

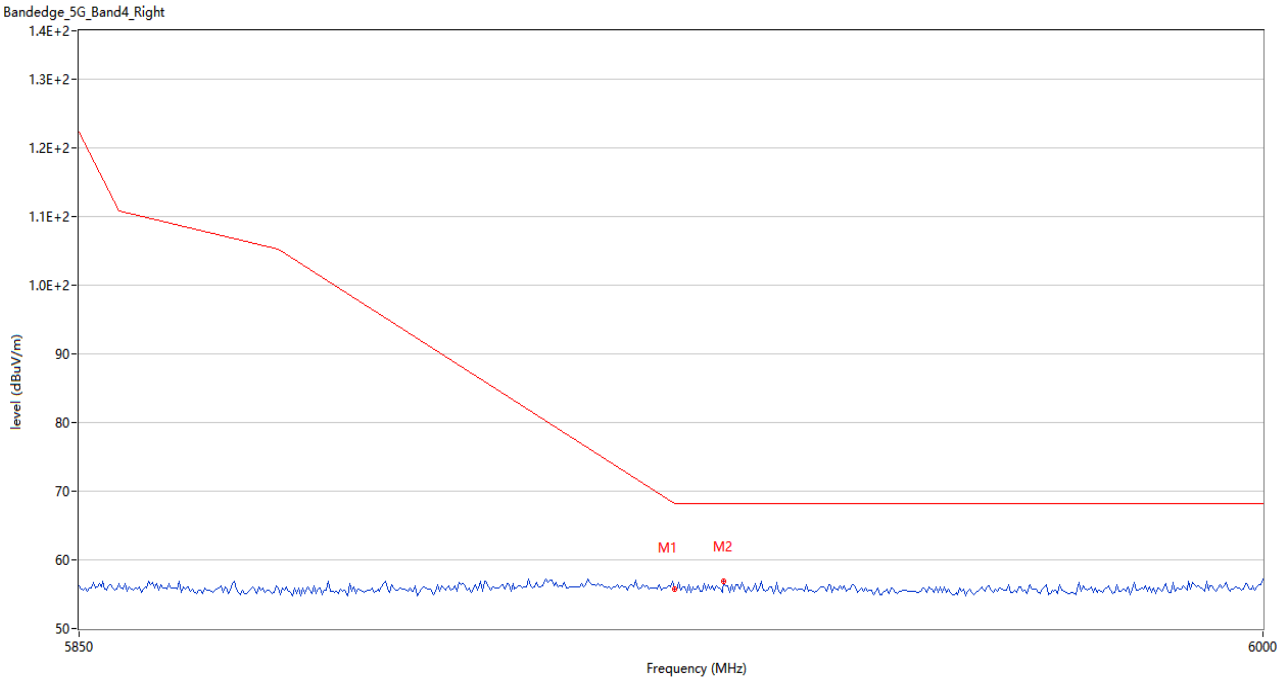

No.	Frequency (MHz)	Results (dBuV/m)	Factor (dB)	Limit (dBuV/m)	Over Limit (dB)	Detector	Table (Degree)	Height (cm)	Antenna	Verdict
1	5925.000	55.72	3.02	68.2	-12.48	Peak	69.00	150	Horizontal	Pass
2	5931.250	56.88	2.93	68.2	-11.32	Peak	150.00	150	Horizontal	Pass

U-NII-3 11ac40 CH151

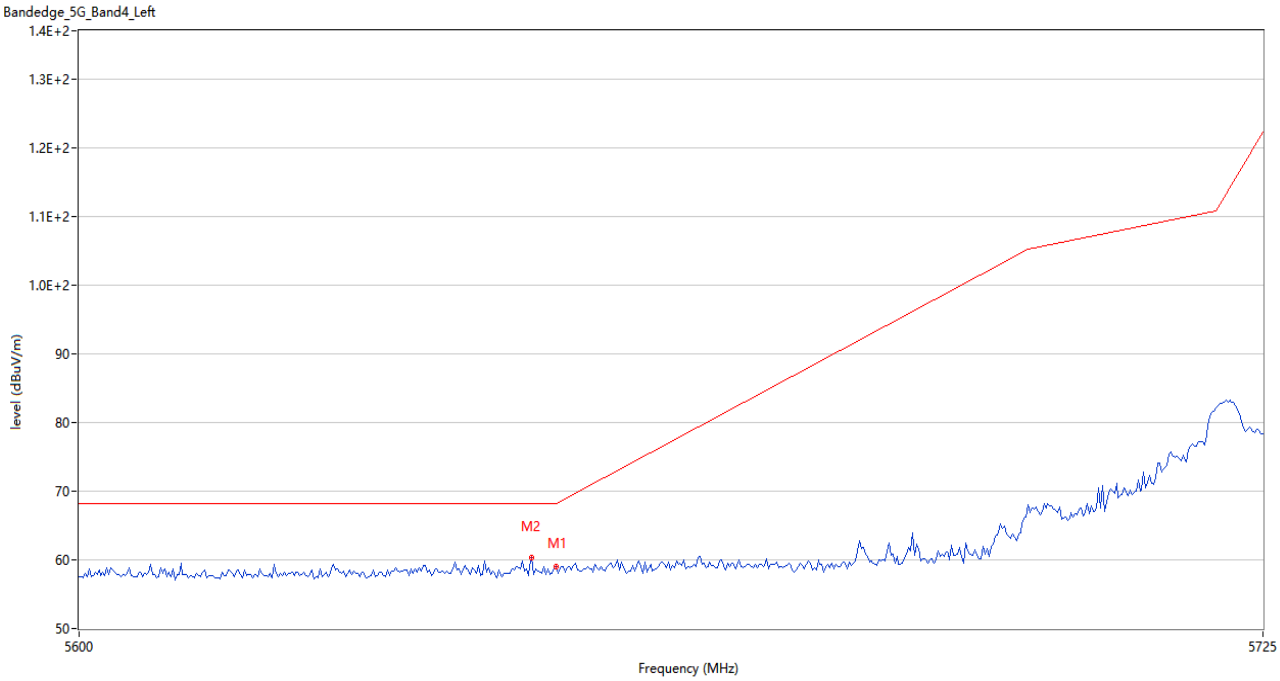

No.	Frequency (MHz)	Results (dBuV/m)	Factor (dB)	Limit (dBuV/m)	Over Limit (dB)	Detector	Table (Degree)	Height (cm)	Antenna	Verdict
1	5650.000	59.08	2.91	68.2	-9.12	Peak	12.00	150	Horizontal	Pass
2	5647.500	60.29	2.60	68.2	-7.91	Peak	16.00	150	Horizontal	Pass

U-NII-3 11ac40 CH159

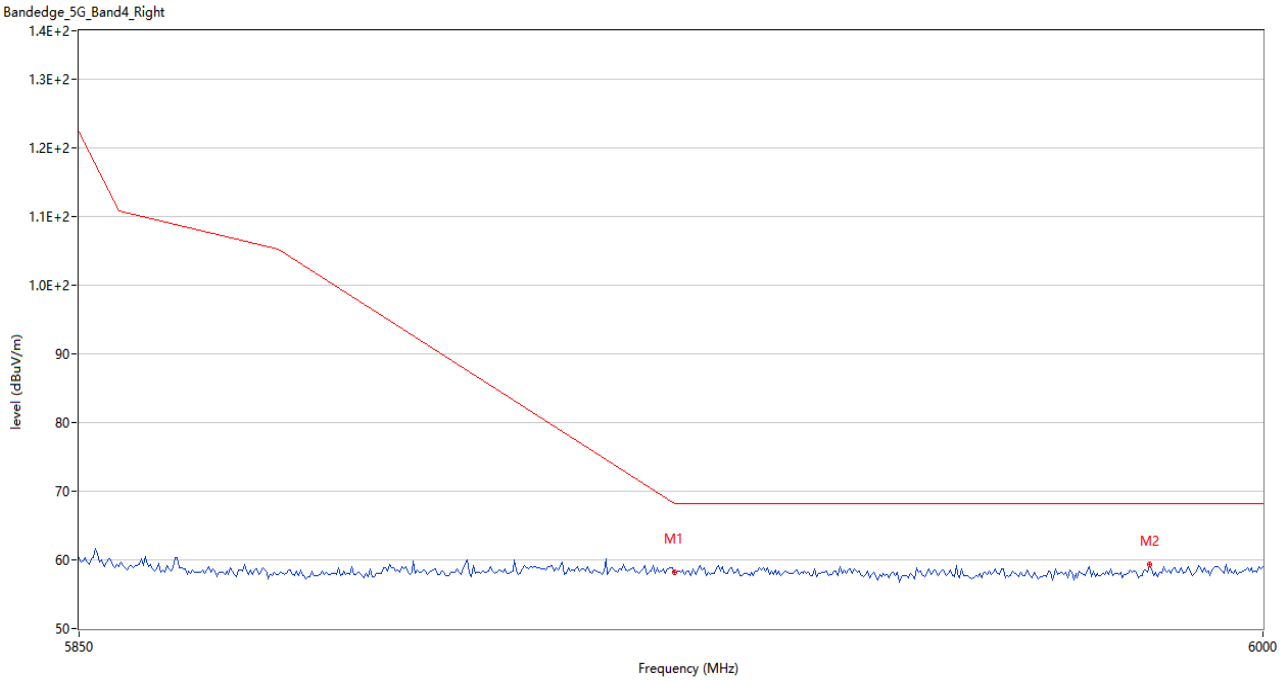

No.	Frequency (MHz)	Results (dBuV/m)	Factor (dB)	Limit (dBuV/m)	Over Limit (dB)	Detector	Table (Degree)	Height (cm)	Antenna	Verdict
1	5925.000	58.15	3.02	68.2	-10.05	Peak	176.00	150	Horizontal	Pass
2	5985.500	59.36	3.11	68.2	-8.84	Peak	18.00	150	Horizontal	Pass

U-NII-3 11ac80 CH155

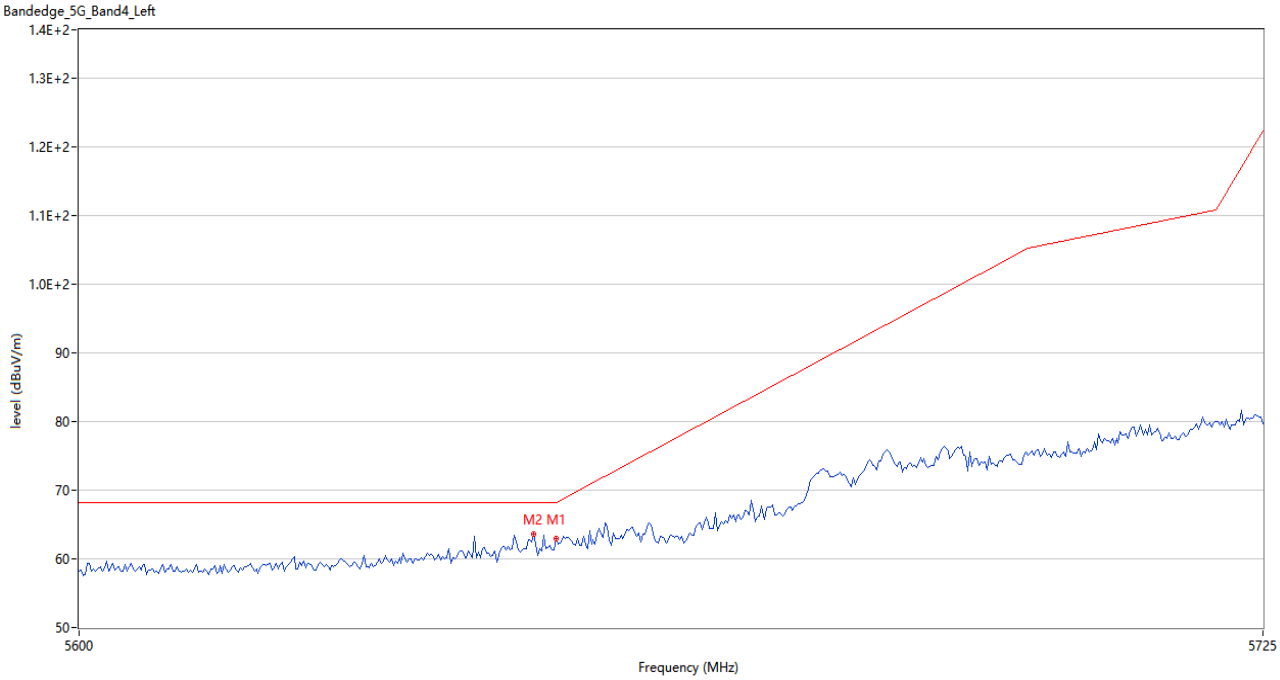

No.	Frequency (MHz)	Results (dBuV/m)	Factor (dB)	Limit (dBuV/m)	Over Limit (dB)	Detector	Table (Degree)	Height (cm)	Antenna	Verdict
1	5650.000	62.94	2.91	68.2	-5.26	Peak	0.00	150	Horizontal	Pass
2	5647.709	63.56	2.62	68.2	-4.64	Peak	0.00	150	Horizontal	Pass

U-NII-3 11ac80 CH155

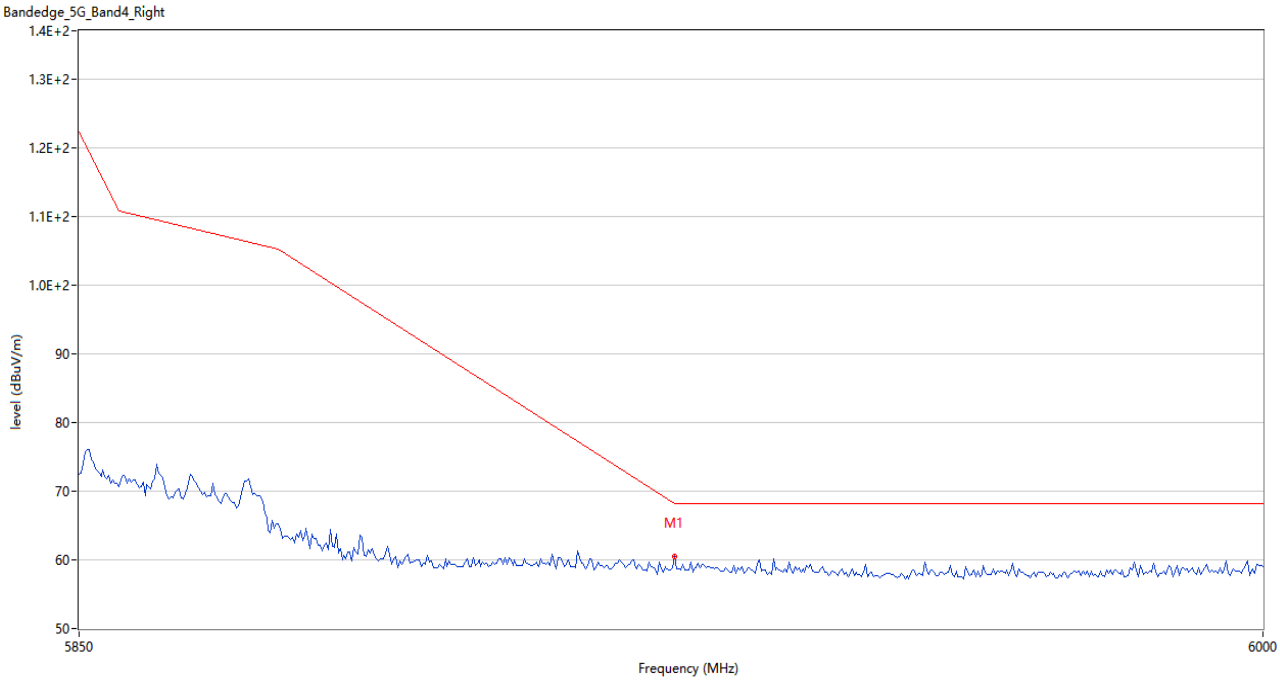

No.	Frequency (MHz)	Results (dBuV/m)	Factor (dB)	Limit (dBuV/m)	Over Limit (dB)	Detector	Table (Degree)	Height (cm)	Antenna	Verdict
1	5925.000	60.40	3.02	68.2	-7.80	Peak	342.00	150	Horizontal	Pass

ANNEX B TEST SETUP PHOTOS

Please refer the document “BL-SZ21A0304-AR.PDF”.

ANNEX C EUT EXTERNAL PHOTOS

Please refer the document “BL-SZ21A0304-AW.PDF”.

ANNEX D EUT INTERNAL PHOTOS

Please refer the document “BL-SZ21A0304-AI.PDF”.

--END OF REPORT--