RF TEST REPORT

ISSUED BY
Shenzhen BALUN Technology Co., Ltd.

FOR

Touch Panel

ISSUED TO
AE Touch Technologies, Inc

1005 Clothilde Street Morgan City, Louisiana 70380

Report No.:	BL-SZ21B0396-602
EUT Name:	Touch Panel
Model Name:	AE65T (refer section 2.4)
Brand Name:	AE Touch Technologies
Test Standard:	47 CFR Part 15 Subpart E (refer section 3.1)
FCC ID:	2A4FL-AE810
Test Conclusion:	Pass
Test Date:	Oct. 28, 2021 ~ Dec. 07, 2021
Date of Issue:	Feb. 28, 2022

Tested by: Yu Ying Yuan
Yu Yingyuan
Date Feb. 28, 2022

Approved by: Liao Jianming
(Technical Director)
Date Feb. 28, 2022

NOTE: This test report of test results only related to testing samples, which can be duplicated completely for the legal use with the approval of the applicant; it shall not be reproduced except in full, without the written approval of Shenzhen BALUN Technology Co., Ltd. Any objections should be raised within thirty days from the date of issue. To validate the report, please contact us.

Block B, 1st FL, Baisha Science and Technology Park, Shahe Xi Road, Nanshan District, Shenzhen, Guangdong, P. R. China 518055
TEL: +86-755-66850100, FAX: +86-755-61824271
Email: qc@baluntek.com
www.baluntek.com

Revision History

Version	Issue Date	Revisions Content
Rev. 01	Feb. 28, 2022	Initial Issue

TABLE OF CONTENTS

1 ADMINISTRATIVE DATA (GENERAL INFORMATION) 4
1.1 Identification of the Testing Laboratory 4
1.2 Identification of the Responsible Testing Location 4
1.3 Laboratory Condition 4
1.4 Announce 4
2 PRODUCT INFORMATION 5
2.1 Applicant 5
2.2 Manufacturer 5
2.3 Factory 5
2.4 General Description for Equipment under Test (EUT) 5
2.5 Technical Information 6
2.6 Additional Instructions 7
2.7 Channel List 9
3 SUMMARY OF TEST RESULTS 11
3.1 Test Standards 11
3.2 Verdict 11
4 GENERAL TEST CONFIGURATIONS 12
4.1 Test Environments 12
4.2 Test Equipment List 12
4.3 Test Software List 13
4.4 Measurement Uncertainty 13
4.5 Description of Test Setup 14
5 TEST ITEMS 17
5.1 RF Output Power 17
5.2 Emission Bandwidth and 6 dB Bandwidth 18
5.3 Power Spectral density (PSD) 19
5.4 Conducted Emission 20

5.5 Radiated Spurious Emissions and Band Edge (Restricted-band) 21
ANNEX A TEST RESULT 26
A.1 RF Output Power 26
A.2 Emission Bandwidth & 99% Bandwidth 31
A.3 6 dB Bandwidth 33
A.4 Power Spectral Density 34
A.5 Conducted Emissions 39
A.6 Radiated Spurious Emissions and Band Edge (Restricted-band) 42
ANNEX B TEST SETUP PHOTOS 100
ANNEX C EUT EXTERNAL PHOTOS 100
ANNEX D EUT INTERNAL PHOTOS 100

1 ADMINISTRATIVE DATA (GENERAL INFORMATION)

1.1 Identification of the Testing Laboratory

Company Name	Shenzhen BALUN Technology Co., Ltd.
Address	Block B, 1st FL, Baisha Science and Technology Park, Shahe Xi Road, Nanshan District, Shenzhen, Guangdong Province, P. R. China
Phone Number	+86 755 6685 0100

1.2 Identification of the Responsible Testing Location

Test Location	Shenzhen BALUN Technology Co., Ltd.
Address	Block B, 1st FL, Baisha Science and Technology Park, Shahe Xi Road, Nanshan District, Shenzhen, Guangdong Province, P. R. China
Accreditation Certificate	The laboratory is a testing organization accredited by FCC as a accredited testing laboratory. The designation number is CN1196.
Description	All measurement facilities used to collect the measurement data are located at Block B, FL 1, Baisha Science and Technology Park, Shahe Xi Road, Nanshan District, Shenzhen, Guangdong Province, P. R. China 518055

1.3 Laboratory Condition

Ambient Temperature	20℃ to 25℃
Ambient Relative Humidity	45% to 55%
Ambient Pressure	100 kPa to 102 kPa

1.4 Announce

(1) The test report reference to the report template version v4.6.

(2) The test report is invalid if not marked with the signatures of the persons responsible for preparing and approving the test report.

(3) The test report is invalid if there is any evidence and/or falsification.

(4) The results documented in this report apply only to the tested sample, under the conditions and modes of operation as described herein.

(5) This document may not be altered or revised in any way unless done so by BALUN and all revisions are duly noted in the revisions section.

(6) Content of the test report, in part or in full, cannot be used for publicity and/or promotional purposes without prior written approval from the laboratory.

(7) The laboratory is only responsible for the data released by the laboratory, except for the part provided by the applicant.

2 PRODUCT INFORMATION

2.1 Applicant

Applicant	AE Touch Technologies, Inc
Address	1005 Clothilde Street Morgan City, Louisiana 70380

2.2 Manufacturer

Manufacturer	Shenzhen Konka E-display Co., Ltd.
Address	22A，No.28, South Technology No.12th Road, Yuehai Street, Nanshan Area, Shenzhen

2.3 Factory

Factory	Dongguan Konka electronic Co., Ltd.
Address	Room101, Konka Road 5, Fenggang Town, Dongguan, Guangdong

2.4 General Description for Equipment under Test (EUT)

EUT Name	Touch Panel
Model Name Under Test	AE65T
Series Model Name	AE75T, AE86T, AE****, IZ****, IV****, IW****, IS**** (* stands for 0-9, or A-Z, or a-z, or blank)
Description of Model name differentiation	All models are same with electrical parameters and internal circuit structure, but only differ in model name.
Hardware Version	V810
Software Version	V2.0.37
Dimensions (Approx.)	N/A
Weight (Approx.)	N/A

2.5 Technical Information

Network and Wireless connectivity	WIFI 802.11a, 802.11b, 802.11g, 802.11n and 802.11ac

The requirement for the following technical information of the EUT was tested in this report:

Frequency Range		U-NII-1: 5150 MHz to 5250 MHz,
Product Type		☒ Mobile ☐ Portable ☐ Fix Location
Modulation technology		OFDM
Modulation Type		256QAM, 64QAM, 16QAM, BPSK, QPSK
Product Type		Indoor for Portable
Transfer Rate (Mbps) (Single RF path)		802.11a: 54/ 48/ 36/ 24/ 18/ 12/ 9/ 6 Mbps 802.11n: up to 150 Mbps 802.11ac: up to VHT-MCS9
Channel Bandwidth		802.11a: 20 MHz 802.11n: 20 MHz, 40 MHz 802.11ac: 20 MHz, 40 MHz, 80 MHz
Maximum Output Power		U-NII-1: 19.72 dBm
Antenna System (eg., MIMO, Smart Antenna)		Cyclic Delay Diversity (CDD)
Categorization as Correlated or Completely Uncorrelated		Correlated
Antenna Type	Main Antenna	Internal Antenna
	Aux. Antenna	
Antenna Gain	Main Antenna	U-NII-1: 5150 MHz to 5250 MHz: 3.0 dBi (In test items related to antenna gain, the final results reflect this figure. This value is provided by the applicant.)
	Aux. Antenna	U-NII-1: 5150 MHz to 5250 MHz: 3.0 dBi (In test items related to antenna gain, the final results reflect this figure. This value is provided by the applicant.)
Total directional gain	For power spectral density(PSD) measurements	U-NII-1: 5150 MHz to 5250 MHz: 3.0 dBi UFormulas: Directional gain = GANT + Array Gain, *Array Gain = 10 log(NANT/NSS) dB*. *NSS* =2, GANT set equal to the gain of the antenna having the highest gain.
	For power measurements	U-NII-1: 5150 MHz to 5250 MHz: 3.0 dBi Formulas: Directional gain = GANT + Array Gain, *Array Gain* = 0.
About the Product		The equipment is AE Touch Technologies IFPD, intended for used with information technology equipment.

2.6 Additional Instructions

EUT Software Settings:

Mode	☒ Special software is used. The software provided by client to enable the EUT under transmission condition continuously at specific channel frequencies individually.

During testing, Channel and Power Controlling Software provided by the customer was used to control the operating channel as well as the output power level. The RF output power selection is for the setting of RF output power expected by the customer and is going to be fixed on the firmware of the final end product.

Test Software Version	MPTool		
Support Units (Software installation media)	Description	Manufacturer	Model
	Notebook	Lenovo	X220

U-NII-1 (5150 - 5250 MHz) Power level setup in software					
Mode	Channel	Soft Set			
		Main Antenna	Aux. Antenna	MIMO-Main Antenna	MIMO-Aux. Antenna
11a	CH36	48	49	49	44
11a	CH44	58	52	60	52
11a	CH48	57	50	58	50
11n (HT20)	CH36	47	44	49	44
11n (HT20)	CH44	54	45	54	46
11n (HT20)	CH48	50	44	50	44
11n (HT40)	CH38	39	42	39	34
11n (HT40)	CH46	52	45	52	45
11ac (VHT20)	CH36	45	41	47	41
11ac (VHT20)	CH44	50	43	51	44
11ac (VHT20)	CH48	48	42	49	44
11ac (VHT40)	CH38	39	41	40	37
11ac (VHT40)	CH46	48	42	49	44
11ac (VHT80)	CH42	39	40	38	35

Run Software:

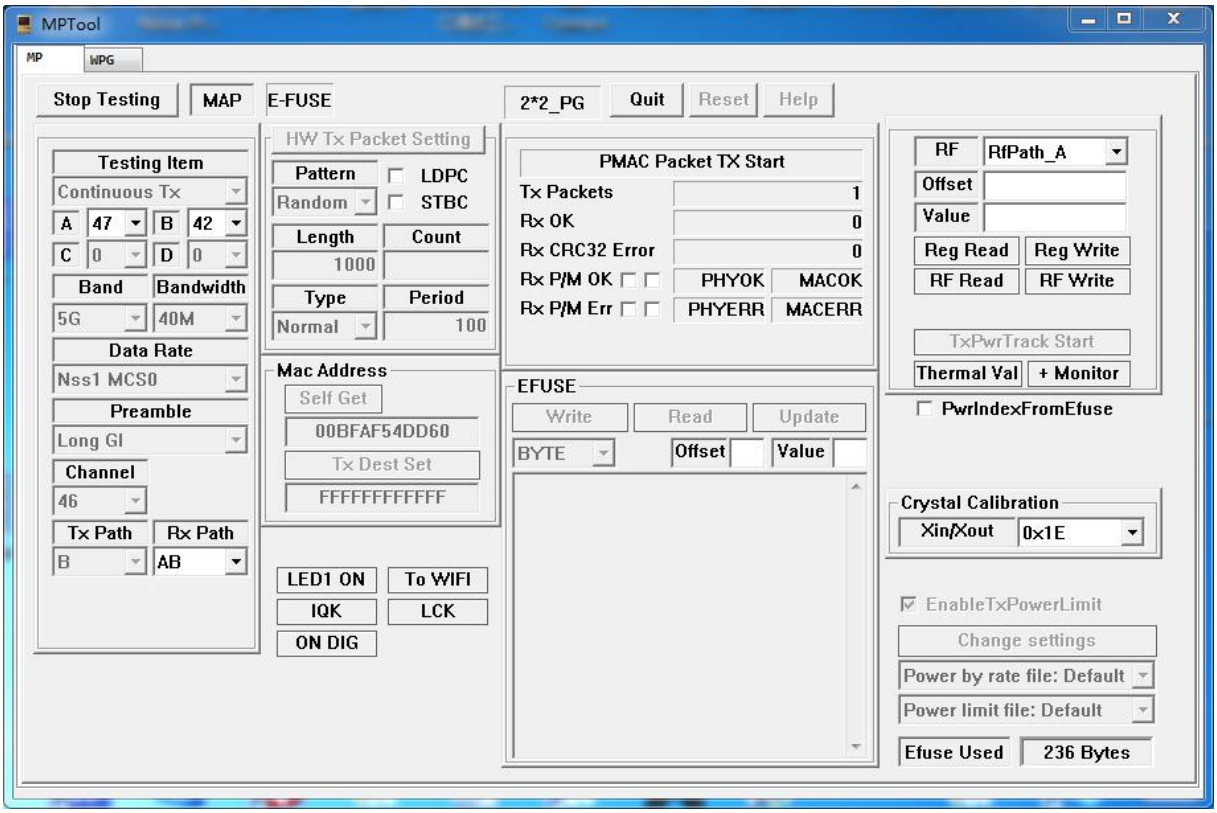

2.7 Channel List

20 MHz		40 MHz		80 MHz	
Channel Number	Frequency (MHz)	Channel Number	Frequency (MHz)	Channel Number	Frequency (MHz)
36	**5180**	**38**	**5190**	**42**	**5210**
40	5200	**46**	**5230**		
44	**5220**				
48	**5240**				

The Lowest frequency, the middle frequency and the highest frequency of channel were selected to perform the test, and the selected channel see below:

For 802.11a/n(HT20)/ac(VHT20)

U-NII-1 (5150 - 5250 MHz)		
Channel Number	Channel	Frequency (MHz)
36	Low	5180
44	Mid	5220
48	High	5240

For 802.11n(HT40)/ac(VHT40)

U-NII-1 (5150 - 5250 MHz)		
Channel Number	Channel	Frequency (MHz)
38	Low	5190
46	High	5230

For 802.11ac(VHT80)

U-NII-1 (5150 - 5250 MHz)		
Channel Number	Channel	Frequency (MHz)
42	Mid	5210

Note: Preliminary tests were performed in different data rate in above table to find the worst radiated emission. The data rate shown in the table below is the worst-case rate with respect to the specific test item. Investigation has been done on all the possible configurations for searching the worst cases. The following table is a list of the test modes shown in this test report.

Test Items	Mode	Data Rate	Modulation Type	U-NII-1
				Channel
RF Output Power	11a	6	BPSK	48/44/36
	11n(20 MHz)	6.5		48/44/36
	11n(40 MHz)	13.5		46/38
	11ac(20 MHz)	6.5		48/44/36
	11ac(40 MHz)	13.5		46/38
	11ac(80 MHz)	29.3		42
Emission Bandwidth & 99% Occupied Bandwidth	11a	6	BPSK	48/44/36
	11n(20 MHz)	6.5		48/44/36
	11n(40 MHz)	13.5		46/38
	11ac(20 MHz)	6.5		48/44/36
	11ac(40 MHz)	13.5		46/38
	11ac(80 MHz)	29.3		42
6 dB bandwidth	11a	6	BPSK	N/A
	11n(20 MHz)	6.5		N/A
	11n(40 MHz)	13.5		N/A
	11ac(20 MHz)	6.5		N/A
	11ac(40 MHz)	13.5		N/A
	11ac(80 MHz)	29.3		N/A
Power Spectral Density	11a	6	BPSK	48/44/36
	11n(20 MHz)	6.5		48/44/36
	11n(40 MHz)	13.5		46/38
	11ac(20 MHz)	6.5		48/44/36
	11ac(40 MHz)	13.5		46/38
	11ac(80 MHz)	29.3		42
Radiated Spurious Emissions	11a	6	BPSK	48/44/36
	11n(20 MHz)	6.5		48/44/36
	11n(40 MHz)	13.5		46/38
	11ac(20 MHz)	6.5		48/44/36
	11ac(40 MHz)	13.5		46/38
	11ac(80 MHz)	29.3		42
Band Edge (Restricted -band)	11a	6	BPSK	48/36
	11n(20 MHz)	6.5		48/36
	11n(40 MHz)	13.5		46/38
	11ac(20 MHz)	6.5		48/36
	11ac(40 MHz)	13.5		46/38
	11ac(80 MHz)	29.3		42

3 SUMMARY OF TEST RESULTS

3.1 Test Standards

No.	Identity	Document Title
1	47 CFR Part 15 Subpart E	Unlicensed National Information Infrastructure Devices
2	KDB Publication 789033 D02v02r01	Guidelines for Compliance Testing of Unlicensed National Information Infrastructure (U-NII) Devices Part 15, Subpart E
3	KDB Publication 662911 D01v02r01	Emissions Testing of Transmitters with Multiple Outputs in the Same Band (e.g., MIMO, Smart Antenna, etc)
4	ANSI C63.10-2013	American National Standard for Testing Unlicensed Wireless Devices

3.2 Verdict

No.	Description	FCC Part No.	Test Result	Verdict
1	Antenna Requirement	15.203	--	Pass[Note1]
2	RF Output Power	15.407(a)	ANNEX A.1	Pass
3	Emission Bandwidth & 99% Occupied Bandwidth	15.407(a)	ANNEX A.2	Pass
4	6 dB bandwidth	15.407(e)	ANNEX A.3	N/A
5	Power Spectral Density	15.407(a)	ANNEX A.4	Pass
6	Conducted Emission	15.207	ANNEX A.5	Pass
7	Radiated Spurious Emissions and Band Edge (Restricted-band)	15.407(b)	ANNEX A.6	Pass
8	Receiver Spurious Emissions	--	--	N/A[Note2]

Note [1]: The EUT has a permanently and irreplaceable attached antenna, which complies with the requirement FCC 15.203.

Note [2]: Only radio communication receivers operating in stand-alone mode within the U-NII-30-960 MHz, as well as scanner receivers, are subject to Industry Canada requirements, so this test is not applicable.

Note [3]: Under all normal operating conditions specified in the user manual, frequency stability can keep radiation within the operating frequency band.

4 GENERAL TEST CONFIGURATIONS

4.1 Test Environments

During the measurement, the normal environmental conditions were within the listed ranges:

Relative Humidity	45% to 55%	
Atmospheric Pressure	100 kPa to 102 kPa	
Temperature	NT (Normal Temperature)	+22℃ to +25℃
	LT (Low Temperature)	10℃
	HT (High Temperature)	+40℃
Working Voltage of the EUT	NV (Normal Voltage)	120 V
	LV (Low Voltage)	100 V
	HV (High Voltage)	240 V

4.2 Test Equipment List

Description	Manufacturer	Model	Serial No.	Cal. Date	Cal. Due
Spectrum Analyzer	ROHDE&SCHWARZ	FSV-40	101544	2021.04.01	2022.03.31
Spectrum Analyzer	KEYSIGHT	N9020A	MY50330200	2021.06.01	2022.05.31
Bluetooth Signaling Unit	ROHDE&SCHWARZ	CMW500	142028	2021.06.01	2022.05.31
Spectrum Analyzer	ROHDE&SCHWARZ	FSV-30	103118	2021.06.01	2022.05.31
Vector Signal Generator	ROHDE&SCHWARZ	SMBV100A	260592	2021.01.27	2022.01.26
Signal Generator	ROHDE&SCHWARZ	SMB100A	177746	2021.06.01	2022.05.31
Switch Unit with OSP-B157	ROHDE&SCHWARZ	OSP120	101270	2021.06.01	2022.05.31
EMI Receiver	KEYSIGHT	N9038A	MY53220118	2021.06.01	2022.05.31
EMI Receiver	ROHDE&SCHWARZ	ESRP	101036	2021.06.01	2022.05.31
LISN	SCHWARZBECK	NSLK 8127	8127-687	2021.06.01	2022.05.31
Test Antenna-Loop(9 kHz-30 MHz)	SCHWARZBECK	FMZB 1519	1519-037	2021.04.16	2024.04.15
Test Antenna-Bi-Log(30 MHz-3 GHz)	SCHWARZBECK	VULB 9163	9163-624	2021.08.20	2024.08.19
Test Antenna-Horn(1-18 GHz)	SCHWARZBECK	BBHA 9120D	9120D-1917	2019.07.02	2022.07.01
Test Antenna-Horn (18-40 GHz)	A-INFO	LB-180400KF	J211060273	2021.07.02	2023.07.01
Anechoic Chamber	RAINFORD	9m*6m*6m	N/A	2017.02.21	2022.02.20
Anechoic Chamber	EMC Electronic Co., Ltd	20.10*11.60*7.35m	N/A	2019.08.08	2022.08.07
Shielded Enclosure	ChangNing	CN-130701	130703	--	--

4.3 Test Software List

Description	Manufacturer	Software Version	Serial No.	Applicable test Setup
BL410R	BALUN	V2.1.1.488	N/A	The section 4.5.1
BL410E	BALUN	V19.8.28.435	N/A	The section 4.5.2&4.5.3&4.5.4&4.5.5

4.4 Measurement Uncertainty

The following measurement uncertainty levels have been estimated for tests performed on the EUT as specified in CISPR 16-4-2.

This uncertainty represents an expanded uncertainty expressed at approximately the 95% confidence level using a coverage factor of k=2.

Parameters	Uncertainty
Occupied Channel Bandwidth	2.8%
RF output power, conducted	1.28 dB
Power Spectral Density, conducted	1.30 dB
Unwanted Emissions, conducted	1.84 dB
All emissions, radiated	5.36 dB
Temperature	0.82°C
Humidity	4.1%

4.5 Description of Test Setup

4.5.1 For Antenna Port Test

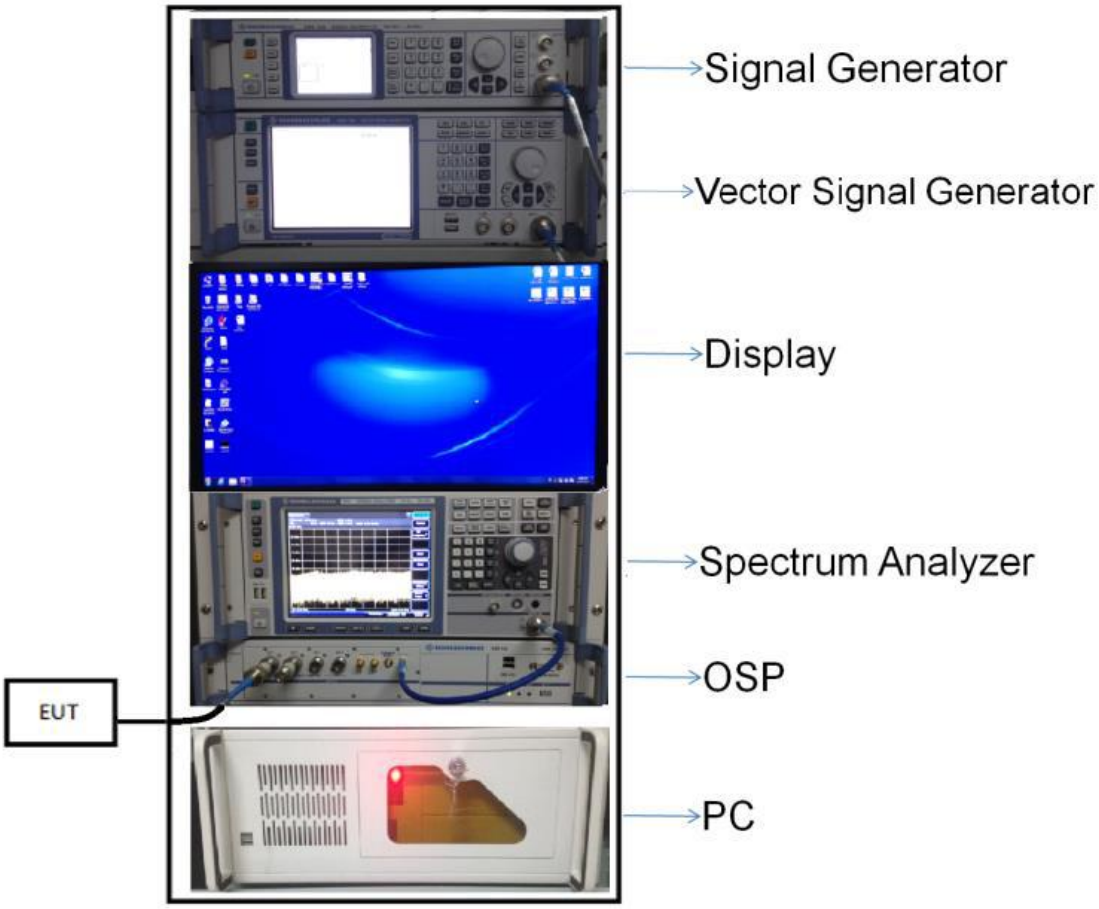

(Diagram 1)

4.5.2 For AC Power Supply Port Test

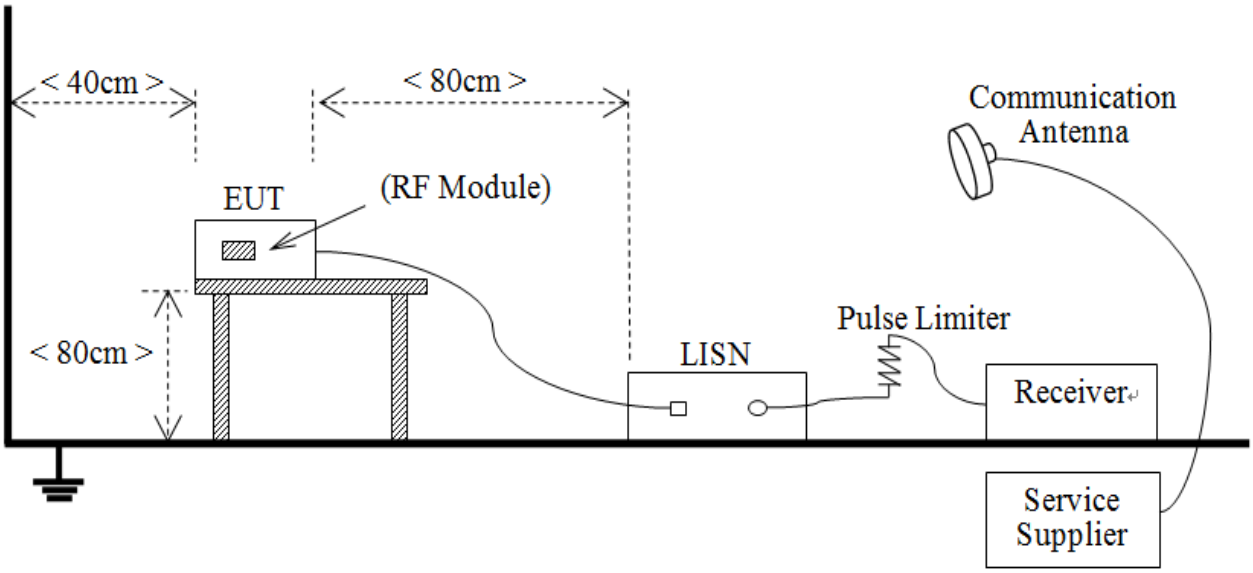

(Diagram 2)

4.5.3 For Radiated Test (Below 30 MHz)

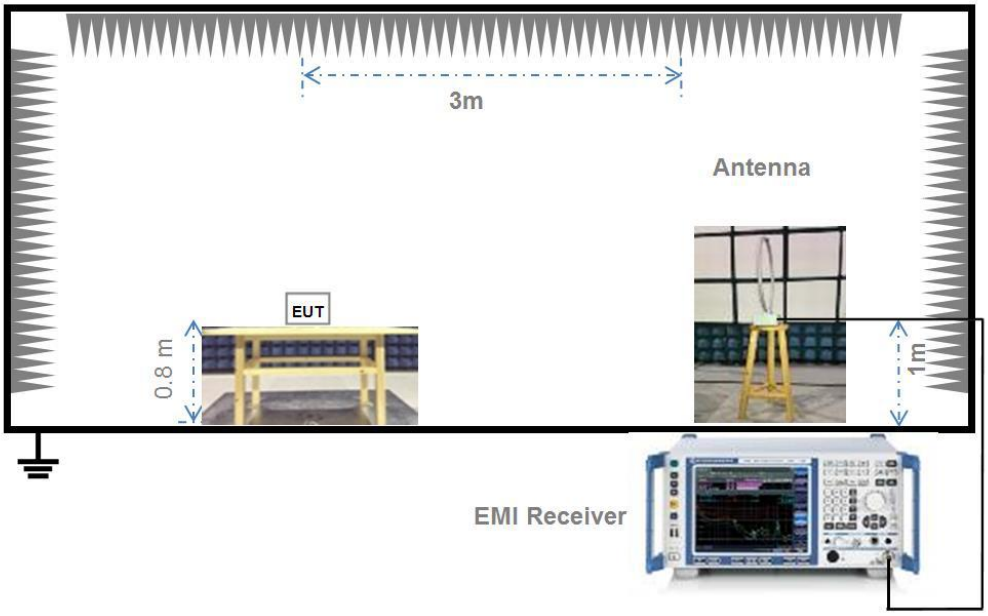

(Diagram 3)

4.5.4 For Radiated Test (30 MHz-1 GHz)

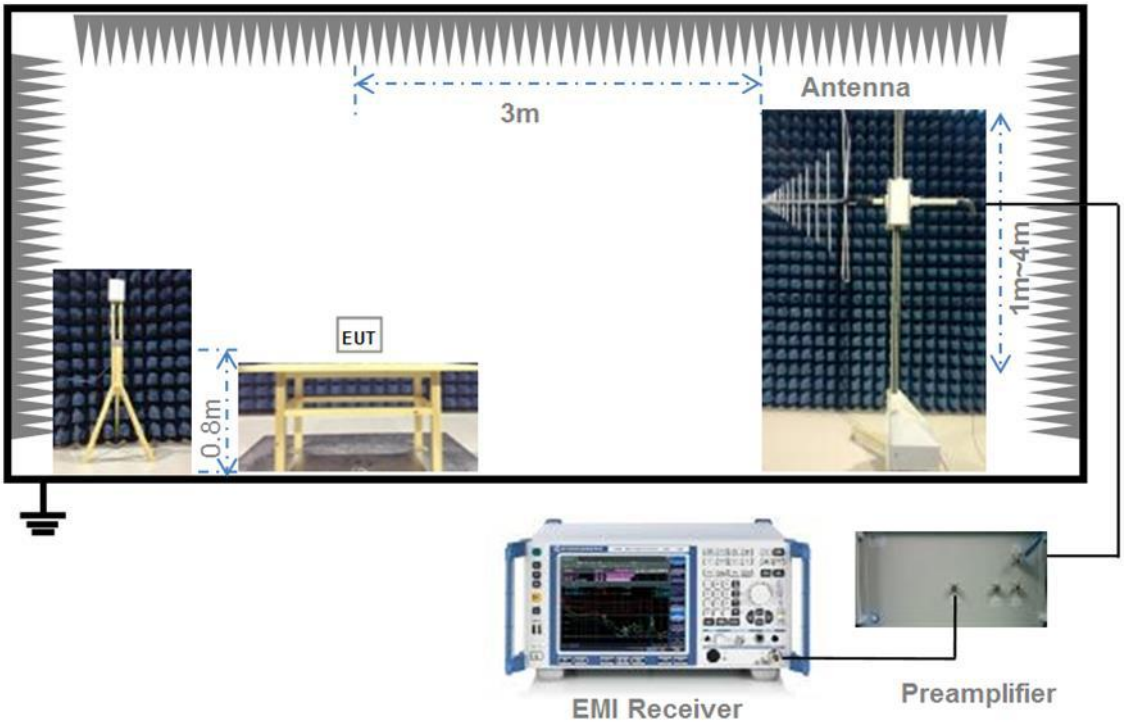

(Diagram 4)

4.5.5 For Radiated Test (Above 1 GHz)

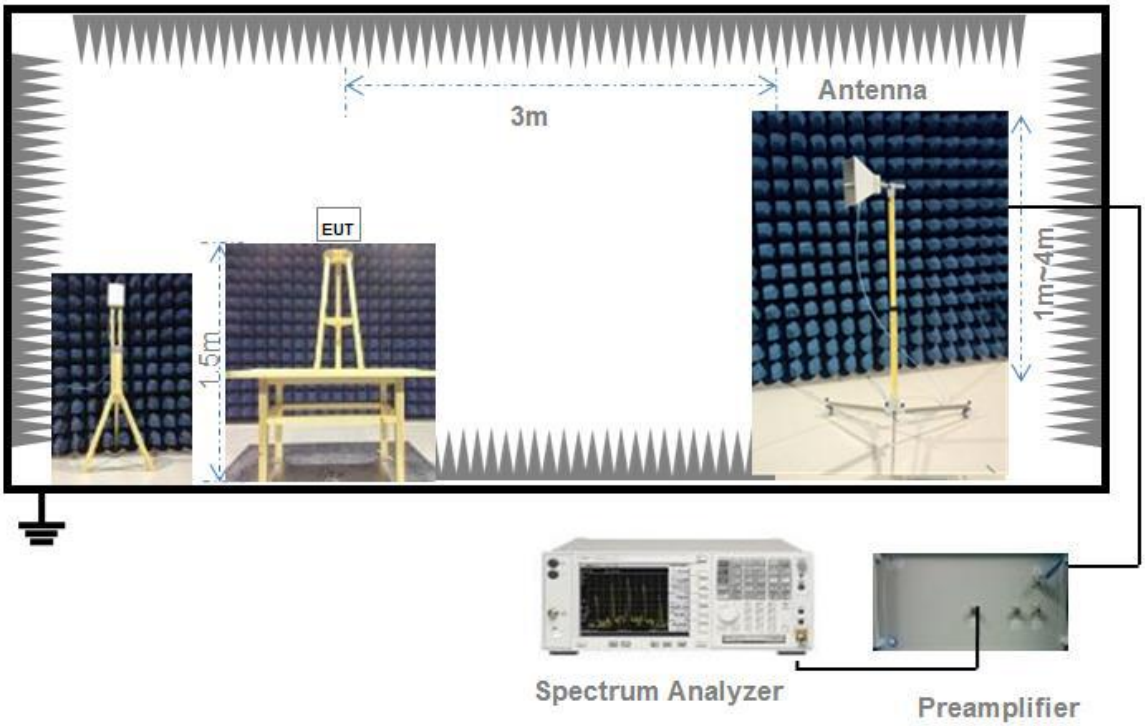

(Diagram 5)

5 TEST ITEMS

5.1 RF Output Power

5.1.1 Test Limit

FCC §15.407(a)

The maximum conducted output power should not exceed:

Frequency Band (MHz)	Limit
5150-5250	250 mW
5250-5350	250 mW or 11 dBm + 10log B, whichever is less.
5470-5725	250 mW or 11 dBm + 10log B, whichever is less.
5725-5850	1 W
Note: Where “B” is the 26 dB emissions bandwidth in MHz.	

5.1.2 Test Setup

The section 4.5.1 (Diagram 1) test setup description was used for this test. The photo of test setup please refer to ANNEX B.

5.1.3 Test Procedure

The maximum peak conducted output power may be measured using a broadband Average RF power meter. The power meter shall have a video bandwidth that is greater than or equal to the emission bandwidth and utilize a fast-responding diode detector.

The E.I.R.P used radiated test method. At a test site that has been validated using the procedures of ANSI C63.4 or the latest CISPR 16-1-4 for measurements above 1 GHz, so as to simulate a near free-space environment.

5.1.4 Test Result

Please refer to ANNEX A.1.

5.2 Emission Bandwidth and 6 dB Bandwidth

5.2.1 Limit

FCC §15.407(a)

Within the 5.725-5.85 GHz band, the minimum 6 dB bandwidth of U-NII devices shall be at least 500 kHz.

5.2.2 Test Setup

The test setup photo please refer to 4.5.1 (Diagram 1) test setup description was used for this test. The photo of test setup please refer to ANNEX B.

5.2.3 Test Procedure

Emission bandwidth

1. Set RBW = approximately 1% of the emission bandwidth.

2. Set VBW ≥ 3*RBW,

3. Detector = Peak.

4. Trace mode = Max hold.

5. Measure the maximum width of the emission that is 26 dB down from the peak of the emission.

Occupied Bandwidth

1. Set Span = 1.5 times to 5.0 times the OBW

2. Set RBW = 1% to 5% of the OBW.

3. Set VBW ≥ 3*RBW, Detector = Peak.

4. Trace mode = Max hold.

5. Use the 99% power bandwidth function of the instrument.

6 dB bandwidth

1. Set RBW = 100 kHz, VBW = 300 kHz.

2. Detector = Peak.Trace mode = Max hold.

3. Allow the trace to stabilize.

4. Measure the maximum width of the emission that is constrained by the frequencies associated with the two outermost amplitude points (upper and lower frequencies) that are attenuated by 6 dB relative to the maximum level measured in the fundamental emission.

5.2.4 Test Result

Please refer to ANNEX A.2 and ANNEX A.3.

5.3 Power Spectral density (PSD)

5.3.1 Limit

FCC §15.407(a)

The maximum power spectral density should not exceed:

Frequency Band (MHz)	Limit
5150-5250	11 dBm/MHz
5250-5350	11 dBm/MHz
5470-5725	11 dBm/MHz
5725-5850	30 dBm/500kHz

5.3.2 Test Setup

The section 4.5.1 (Diagram 1) test setup description was used for this test. The photo of test setup please refer to ANNEX B.

5.3.3 Test Procedure

Set the spectrum analyzer or EMI receiver span to view the entire emission bandwidth.

1. Set RBW = 510 kHz/1 MHz, VBW ≥ 3*RBW, Sweep time = Auto, Detector = RMS.
2. Allow the sweeps to continue until the trace stabilizes.
3. Use the peak marker function to determine the maximum amplitude level.
4. The E.I.R.P spectral density used radiated test method. At a test site that has been validated using the procedures of ANSI C63.4 or the latest CISPR 16-1-4 for measurements above 1 GHz, so as to simulate a near free-space environment.

5.3.4 Test Result

Please refer to ANNEX A.4.

5.4 Conducted Emission

5.4.1 Limit

FCC §15.207

For an intentional radiator that is designed to be connected to the public utility (AC) power line, the radio frequency voltage that is conducted back onto the AC power line on any frequency within the U-NII-150 kHz to 30 MHz shall not exceed the limits in the following table, as measured using a 50μH/50Ω line impedance stabilization network (LISN).

Frequency range (MHz)	Conducted Limit (dBμV)	
	Quai-peak	Average
0.15 - 0.50	66 to 56	56 to 46
0.50 - 5	56	46
0.50 - 30	60	50

5.4.2 Test Setup

The section 4.5.2 (Diagram 2) test setup description was used for this test. The photo of test setup please refer to ANNEX B.

5.4.3 Test Procedure

The maximum conducted interference is searched using Peak (PK), if the emission levels more than the AV and QP limits, and that have narrow margins from the AV and QP limits will be re-measured with AV and QP detectors. Tests for both L phase and N phase lines of the power mains connected to the EUT are performed. Refer to recorded points and plots below.

5.4.4 Test Result

Please refer to ANNEX A.5.

5.5 Radiated Spurious Emissions and Band Edge (Restricted-band)

5.5.1 Limit

FCC §15.209 & 15.407(b)

Frequency (MHz)	Field Strength (μV/m)	Measurement Distance (m)
0.009 - 0.490	2400/F(kHz)	300
0.490 - 1.705	24000/F(kHz)	30
1.705 - 30.0	30	30
30 - 88	100	3
88 - 216	150	3
216 - 960	200	3
Above 960	500	3

Note [1]: The Limit for radiated test was performed according to FCC Part 15C
Note [2]: The tighter limit applies at the band edge.

Un-restricted band emissions	
Out Operating Band (MHz)	Limit
5150 - 5250	e.i.r.p. -27 dBm (68.2 dBuV/m@3m)
5250 - 5350	e.i.r.p. -27 dBm (68.2 dBuV/m@3m)
5470 - 5725	e.i.r.p. -27 dBm (68.2 dBuV/m@3m)
5725 - 5850	All emissions shall be limited to a level of -27 dBm/MHz at 75 MHz or more above or below the band edge increasing linearly to 10 dBm/MHz at 25 MHz above or below the band edge, and from 25 MHz above or below the band edge increasing linearly to a level of 15.6 dBm/MHz at 5 MHz above or below the band edge, and from 5 MHz above or below the band edge increasing linearly to a level of 27 dBm/MHz at the band edge. 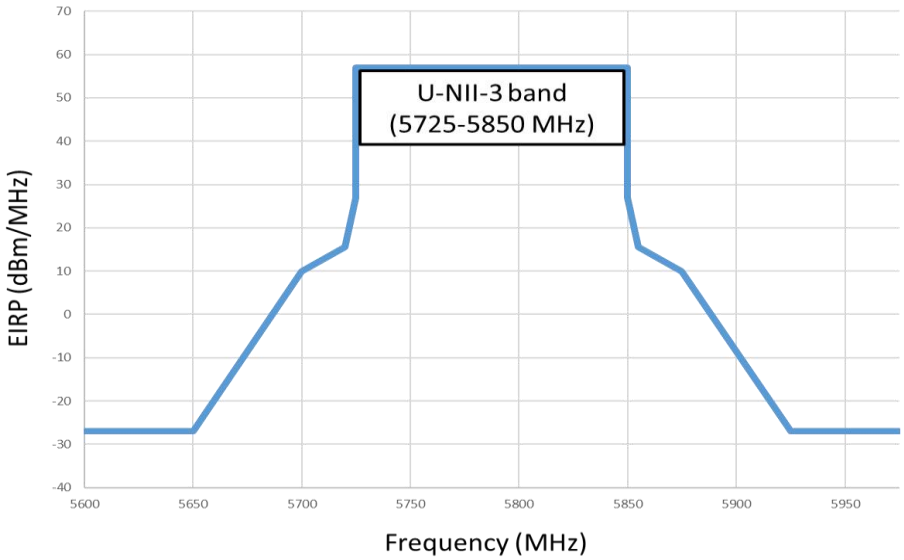

Note: The following formula is used to convert the equipment isotropic radiated power (eirp) to field strength.

5.5.2 Test Setup

The section 4.5.3-4.5.5 (Diagram 3 - Diagram 5) test setup description was used for this test. The photo of test setup please refer to ANNEX B.

5.5.3 Test Procedure

Since the emission limits are specified in terms of radiated field strength levels, measurements performed to demonstrate compliance have traditionally relied on a radiated test configuration. Radiated measurements remain the principal method for demonstrating compliance to the specified limits; however antenna-port conducted measurements are also now acceptable to demonstrate compliance (see below for details). When radiated measurements are utilized, test site requirements and procedures for maximizing and measuring radiated emissions that are described in ANSI C63.10 shall be followed.

Antenna-port conducted measurements may also be used as an alternative to radiated measurements for demonstrating compliance in the restricted frequency bands. If conducted measurements are performed, then proper impedance matching must be ensured and an additional radiated test for cabinet/case spurious emissions is required.

General Procedure for conducted measurements in restricted bands

a) Measure the conducted output power (in dBm) using the detector specified (see guidance regarding measurement procedures for determining quasi-peak, peak, and average conducted output power, respectively).

b) Add the maximum transmit antenna gain (in dBi) to the measured output power level to determine the EIRP level (see guidance on determining the applicable antenna gain)

c) Add the appropriate maximum ground reflection factor to the EIRP level (6 dB for frequencies ≤ 30 MHz, 4.7 dB for frequencies between 30 MHz and 1000 MHz, inclusive and 0 dB for frequencies > 1000 MHz).

d) For devices with multiple antenna-ports, measure the power of each individual chain and sum the EIRP of all chains in linear terms (e.g., Watts, mW).

e) Convert the resultant EIRP level to an equivalent electric field strength using the following relationship:

$E = EIRP – 20\log D + 104.8$

where:

E = electric field strength in dBμV/m,

EIRP = equivalent isotropic radiated power in dBm

D = specified measurement distance in meters.

f) Compare the resultant electric field strength level to the applicable limit.

g) Perform radiated spurious emission test.

Quasi-Peak measurement procedure

The specifications for measurements using the CISPR quasi-peak detector can be found in Publication 16 of the International Special Committee on Radio Frequency Interference (CISPR) of the International Electrotechnical Commission.

As an alternative to CISPR quasi-peak measurement, compliance can be demonstrated to the applicable emission limits using a peak detector.

Peak power measurement procedure

Peak emission levels are measured by setting the instrument as follows:

a) RBW = as specified in Table 1.

b) VBW ≥ 3 x RBW.

c) Detector = Peak.

d) Sweep time = auto.

e) Trace mode = max hold.

f) Allow sweeps to continue until the trace stabilizes. (Note that the required measurement time may be longer for low duty cycle applications).

Table 1—RBW as a function of frequency

Frequency	RBW
9-150 kHz	200-300 Hz
0.15-30 MHz	9-10 kHz
30-1000 MHz	100-120 kHz
> 1000 MHz	1 MHz

If the peak-detected amplitude can be shown to comply with the average limit, then it is not necessary to perform a separate average measurement.

Trace averaging across on and off times of the EUT transmissions followed by duty cycle correction

If continuous transmission of the EUT (i.e., duty cycle ≥ 98 percent) cannot be achieved and the duty cycle is constant (i.e., duty cycle variations are less than ± 2 percent), then the following procedure shall be used:

a) The EUT shall be configured to operate at the maximum achievable duty cycle.

b) Measure the duty cycle, x, of the transmitter output signal as described in section 6.0.

c) RBW = 1 MHz (unless otherwise specified).

d) VBW ≥ 3 x RBW.

e) Detector = RMS, if span/(# of points in sweep) ≤ (RBW/2). Satisfying this condition may require increasing the number of points in the sweep or reducing the span. If this condition cannot be satisfied, then the detector mode shall be set to peak.

f) Averaging type = power (i.e., RMS).

1) As an alternative, the detector and averaging type may be set for linear voltage averaging.

2) Some instruments require linear display mode in order to use linear voltage averaging. Log or dB averaging shall not be used.

g) Sweep time = auto.

h) Perform a trace average of at least 100 traces.

i) A correction factor shall be added to the measurement results prior to comparing to the emission limit in order to compute the emission level that would have been measured had the test been performed at 100 percent duty cycle. The correction factor is computed as follows:

1) If power averaging (RMS) mode was used in step f), then the applicable correction factor is 10 log(1/x), where x is the duty cycle.

2) If linear voltage averaging mode was used in step f), then the applicable correction factor is 20 log(1/x), where x is the duty cycle.

3) If a specific emission is demonstrated to be continuous (≥ 98 percent duty cycle) rather than turning on and off with the transmit cycle, then no duty cycle correction is required for that emission.

NOTE: Reduction of the measured emission amplitude levels to account for operational duty factor is not permitted. Compliance is based on emission levels occurring during transmission - not on an average across on and off times of the transmitter.

Determining the applicable transmit antenna gain

A conducted power measurement will determine the maximum output power associated with a restricted band emission; however, in order to determine the associated EIRP level, the gain of the transmitting antenna (in dBi) must be added to the measured output power (in dBm).

Since the out-of-band characteristics of the EUT transmit antenna will often be unknown, the use of a conservative antenna gain value is necessary. Thus, when determining the EIRP based on the measured conducted power, the upper bound on antenna gain for a device with a single RF output shall be selected as the maximum in-band gain of the antenna across all operating bands, or 2 dBi, whichever is greater. However, for devices that operate in multiple frequency bands while using the same transmit antenna, the highest gain of the antenna within the operating band nearest in frequency to the restricted band emission being measured may be used in lieu of the overall highest gain when the emission is at a frequency that is within 20 percent of the nearest band edge frequency, but in no case shall a value less than 2 dBi be used.

See KDB 662911 for guidance on calculating the additional array gain term when determining the effective antenna gain for a EUT with multiple outputs occupying the same or overlapping frequency ranges in the same band.

Radiated spurious emission test

An additional consideration when performing conducted measurements of restricted band emissions is that unwanted emissions radiating from the EUT cabinet, control circuits, power leads, or intermediate circuit elements will likely go undetected in a conducted measurement configuration. To address this concern, a radiated test shall be performed to ensure that emissions emanating from the EUT cabinet (rather than the antenna port) also comply with the applicable limits.

For these cabinet radiated spurious emission measurements the EUT transmit antenna may be replaced with a termination matching the nominal impedance of the antenna. Procedures for performing radiated measurements are specified in ANSI C63.10. All detected emissions shall comply with the applicable limits.

The measurement frequency range is from 30 MHz to the 10th harmonic of the fundamental frequency. The Turn Table is actuated to turn from 0° to 360°, and both horizontal and vertical polarizations of the Test Antenna are used to find the maximum radiated power. Mid channels on all channel bandwidth verified. Only the worst RB size/offset presented.

The power of the EUT transmitting frequency should be ignored.

All Spurious Emission tests were performed in X, Y, Z axis direction. And only the worst axis test condition was recorded in this test report.

Use the following spectrum analyzer settings:

Span = wide enough to fully capture the emission being measured
RBW = 1 MHz for f ≥ 1 GHz, 100 kHz for f < 1 GHz
VBW ≥ RBW
Sweep = auto
Detector function = peak
Trace = max hold

5.5.4 Test Result

Please refer to ANNEX A.6.

ANNEX A TEST RESULT

A.1 RF Output Power

Note [1]: For FCC standard, if transmitting antennas of directional gain greater than 6 dBi are used, all band maximum conducted output power shall be reduced by the amount in dB that the directional gain of the antenna exceeds 6 dBi.

Test Data

Conducted Power

Main Antenna

U-NII-1 (5150 - 5250 MHz)					
Mode	Channel	Conducted Power (dBm)	Conducted Power (mW)	FCC Limit (mW)	Verdict
11a	CH36	14.26	26.67	250	Pass
11a	CH44	16.45	44.16	250	Pass
11a	CH48	16.60	45.71	250	Pass
11n (HT20)	CH36	14.38	27.42	250	Pass
11n (HT20)	CH44	14.73	29.72	250	Pass
11n (HT20)	CH48	14.40	27.54	250	Pass
11n (HT40)	CH38	10.20	10.47	250	Pass
11n (HT40)	CH46	14.47	27.99	250	Pass
11ac (VHT20)	CH36	13.76	23.77	250	Pass
11ac (VHT20)	CH44	13.86	24.32	250	Pass
11ac (HVT20)	CH48	13.67	23.28	250	Pass
11ac (VHT40)	CH38	10.23	10.54	250	Pass
11ac (VHT40)	CH46	13.70	23.44	250	Pass
11ac (VHT80)	CH42	10.63	11.56	250	Pass

Aux. Antenna

U-NII-1 (5150 - 5250 MHz)					
Mode	Channel	Conducted Power (dBm)	Conducted Power (mW)	FCC Limit (mW)	Verdict
11a	CH36	14.26	26.67	250	Pass
11a	CH44	16.45	44.16	250	Pass
11a	CH48	16.60	45.71	250	Pass
11n (HT20)	CH36	14.38	27.42	250	Pass
11n (HT20)	CH44	14.73	29.72	250	Pass
11n (HT20)	CH48	14.40	27.54	250	Pass
11n (HT40)	CH38	10.20	10.47	250	Pass
11n (HT40)	CH46	14.47	27.99	250	Pass
11ac (VHT20)	CH36	13.76	23.77	250	Pass
11ac (VHT20)	CH44	13.86	24.32	250	Pass
11ac (HVT20)	CH48	13.67	23.28	250	Pass
11ac (VHT40)	CH38	10.23	10.54	250	Pass
11ac (VHT40)	CH46	13.70	23.44	250	Pass
11ac (VHT80)	CH42	10.63	11.56	250	Pass

MIMO-Main Antenna

U-NII-1 (5150 - 5250 MHz)					
Mode	Channel	Conducted Power (dBm)	Conducted Power (mW)	FCC Limit (mW)	Verdict
11a	CH36	14.34	27.16	250	Pass
11a	CH44	16.71	46.88	250	Pass
11a	CH48	16.69	46.67	250	Pass
11n (HT20)	CH36	14.45	27.86	250	Pass
11n (HT20)	CH44	14.58	28.71	250	Pass
11n (HT20)	CH48	14.42	27.67	250	Pass
11n (HT40)	CH38	10.63	11.56	250	Pass
11n (HT40)	CH46	14.82	30.34	250	Pass
11ac (VHT20)	CH36	13.70	23.44	250	Pass
11ac (VHT20)	CH44	13.48	22.28	250	Pass
11ac (HVT20)	CH48	13.53	22.54	250	Pass
11ac (VHT40)	CH38	10.43	11.04	250	Pass
11ac (VHT40)	CH46	13.54	22.59	250	Pass
11ac (VHT80)	CH42	10.31	10.74	250	Pass

MIMO-Aux. Antenna

U-NII-1 (5150 - 5250 MHz)					
Mode	Channel	Conducted Power (dBm)	Conducted Power (mW)	FCC Limit (mW)	Verdict
11a	CH36	14.63	29.04	250	Pass
11a	CH44	16.49	44.57	250	Pass
11a	CH48	16.72	46.99	250	Pass
11n (HT20)	CH36	14.84	30.48	250	Pass
11n (HT20)	CH44	14.44	27.80	250	Pass
11n (HT20)	CH48	14.43	27.73	250	Pass
11n (HT40)	CH38	11.84	15.28	250	Pass
11n (HT40)	CH46	14.39	27.48	250	Pass
11ac (VHT20)	CH36	13.83	24.15	250	Pass
11ac (VHT20)	CH44	13.30	21.38	250	Pass
11ac (HVT20)	CH48	13.89	24.49	250	Pass
11ac (VHT40)	CH38	12.28	16.90	250	Pass
11ac (VHT40)	CH46	13.82	24.10	250	Pass
11ac (VHT80)	CH42	12.08	16.14	250	Pass

MIMO

U-NII-1 (5150 - 5250 MHz)					
Mode	Channel	Conducted Power (dBm)	Conducted Power (mW)	FCC Limit (mW)	Verdict
11a	CH36	17.50	56.20	250	Pass
11a	CH44	19.61	91.45	250	Pass
11a	CH48	19.72	93.66	250	Pass
11n (HT20)	CH36	17.66	58.34	250	Pass
11n (HT20)	CH44	17.52	56.50	250	Pass
11n (HT20)	CH48	17.44	55.40	250	Pass
11n (HT40)	CH38	14.29	26.84	250	Pass
11n (HT40)	CH46	17.62	57.82	250	Pass
11ac (VHT20)	CH36	16.78	47.60	250	Pass
11ac (VHT20)	CH44	16.40	43.66	250	Pass
11ac (HVT20)	CH48	16.72	47.03	250	Pass
11ac (VHT40)	CH38	14.46	27.95	250	Pass
11ac (VHT40)	CH46	16.69	46.69	250	Pass
11ac (VHT80)	CH42	14.29	26.88	250	Pass

A.2 Emission Bandwidth & 99% Bandwidth

Note: Test plots please refer to the document “Annex No.: BL-SZ21B0396-602 Data Part 1.pdf”.

Test Data

Main Antenna

U-NII-1 (5150 - 5250 MHz)			
Mode	Channel	26 dB Bandwidth (MHz)	99% Bandwidth (MHz)
11a	CH36	32.41	16.99
11a	CH44	36.54	20.36
11a	CH48	33.90	18.05
11n (HT20)	CH36	22.17	17.78
11n (HT20)	CH44	32.28	17.99
11n (HT20)	CH48	24.31	17.81
11n (HT40)	CH38	59.91	36.69
11n (HT40)	CH46	60.12	36.83
11ac (VHT20)	CH36	21.68	17.71
11ac (VHT20)	CH44	25.50	17.81
11ac (VHT20)	CH48	21.85	17.74
11ac (VHT40)	CH38	51.10	36.56
11ac (VHT40)	CH46	50.13	36.54
11ac (VHT80)	CH42	97.58	75.96

Aux. Antenna

U-NII-1 (5150 - 5250 MHz)			
Mode	Channel	26 dB Bandwidth (MHz)	99% Bandwidth (MHz)
11a	CH36	34.44	17.05
11a	CH44	34.44	17.15
11a	CH48	32.47	17.00
11n (HT20)	CH36	22.59	17.80
11n (HT20)	CH44	21.85	17.75
11n (HT20)	CH48	21.88	17.73
11n (HT40)	CH38	50.82	36.55
11n (HT40)	CH46	51.68	36.58
11ac (VHT20)	CH36	21.76	17.73
11ac (VHT20)	CH44	21.75	17.72
11ac (VHT20)	CH48	21.67	17.70
11ac (VHT40)	CH38	45.70	36.51
11ac (VHT40)	CH46	45.45	36.47
11ac (VHT80)	CH42	83.32	75.68

A.3 6 dB Bandwidth

Note: Not Applicable

A.4 Power Spectral Density

Note [1]: Test plots please refer to the document “Annex No.: BL-SZ21B0396-602 Data Part 2.pdf”.

Note [2]: The RBW used in U-NII-3 is 1 MHz, and the PSD factor is: 10*log (500 kHz/RBW) =-3 dBm.

Test Data

Main Antenna

U-NII-1 (5150 - 5250 MHz)				
Mode	Channel	PSD (dBm/MHz)	Limit (dBm/MHz)	Verdict
11a	CH36	2.31	11.00	Pass
11a	CH44	5.12	11.00	Pass
11a	CH48	4.28	11.00	Pass
11n (HT20)	CH36	1.15	11.00	Pass
11n (HT20)	CH44	3.52	11.00	Pass
11n (HT20)	CH48	1.93	11.00	Pass
11n (HT40)	CH38	-5.05	11.00	Pass
11n (HT40)	CH46	-0.12	11.00	Pass
11ac (VHT20)	CH36	0.25	11.00	Pass
11ac (VHT20)	CH44	2.29	11.00	Pass
11ac (VHT20)	CH48	1.14	11.00	Pass
11ac (VHT40)	CH38	-5.00	11.00	Pass
11ac (VHT40)	CH46	-1.39	11.00	Pass
11ac (VHT80)	CH42	-7.28	11.00	Pass

Aux. Antenna

U-NII-1 (5150 - 5250 MHz)				
Mode	Channel	PSD (dBm/MHz)	Limit (dBm/MHz)	Verdict
11a	CH36	3.84	11.00	Pass
11a	CH44	4.66	11.00	Pass
11a	CH48	3.89	11.00	Pass
11n (HT20)	CH36	1.86	11.00	Pass
11n (HT20)	CH44	2.15	11.00	Pass
11n (HT20)	CH48	1.50	11.00	Pass
11n (HT40)	CH38	-2.08	11.00	Pass
11n (HT40)	CH46	-0.88	11.00	Pass
11ac (VHT20)	CH36	0.67	11.00	Pass
11ac (VHT20)	CH44	1.34	11.00	Pass
11ac (VHT20)	CH48	0.73	11.00	Pass
11ac (VHT40)	CH38	-2.45	11.00	Pass
11ac (VHT40)	CH46	-2.10	11.00	Pass
11ac (VHT80)	CH42	-5.14	11.00	Pass

MIMO-Main Antenna

U-NII-1 (5150 - 5250 MHz)				
Mode	Channel	PSD (dBm/MHz)	Limit (dBm/MHz)	Verdict
11a	CH36	1.36	11.00	Pass
11a	CH44	4.65	11.00	Pass
11a	CH48	3.55	11.00	Pass
11n (HT20)	CH36	0.51	11.00	Pass
11n (HT20)	CH44	2.33	11.00	Pass
11n (HT20)	CH48	0.55	11.00	Pass
11n (HT40)	CH38	-6.61	11.00	Pass
11n (HT40)	CH46	-1.62	11.00	Pass
11ac (VHT20)	CH36	0.58	11.00	Pass
11ac (VHT20)	CH44	1.89	11.00	Pass
11ac (VHT20)	CH48	0.85	11.00	Pass
11ac (VHT40)	CH38	-6.45	11.00	Pass
11ac (VHT40)	CH46	-2.04	11.00	Pass
11ac (VHT80)	CH42	-9.28	11.00	Pass

MIMO-Aux. Antenna

U-NII-1 (5150 - 5250 MHz)				
Mode	Channel	PSD (dBm/MHz)	Limit (dBm/MHz)	Verdict
11a	CH36	0.98	11.00	Pass
11a	CH44	3.66	11.00	Pass
11a	CH48	2.63	11.00	Pass
11n (HT20)	CH36	-0.02	11.00	Pass
11n (HT20)	CH44	1.05	11.00	Pass
11n (HT20)	CH48	0.43	11.00	Pass
11n (HT40)	CH38	-6.80	11.00	Pass
11n (HT40)	CH46	-2.70	11.00	Pass
11ac (VHT20)	CH36	-1.26	11.00	Pass
11ac (VHT20)	CH44	0.09	11.00	Pass
11ac (VHT20)	CH48	0.29	11.00	Pass
11ac (VHT40)	CH38	-6.12	11.00	Pass
11ac (VHT40)	CH46	-2.93	11.00	Pass
11ac (VHT80)	CH42	-9.31	11.00	Pass

MIMO

U-NII-1 (5150 - 5250 MHz)				
Mode	Channel	PSD (dBm/MHz)	Limit (dBm/MHz)	Verdict
11a	CH36	4.19	11.00	Pass
11a	CH44	7.19	11.00	Pass
11a	CH48	6.12	11.00	Pass
11n (HT20)	CH36	3.26	11.00	Pass
11n (HT20)	CH44	4.74	11.00	Pass
11n (HT20)	CH48	3.50	11.00	Pass
11n (HT40)	CH38	-3.69	11.00	Pass
11n (HT40)	CH46	0.89	11.00	Pass
11ac (VHT20)	CH36	2.76	11.00	Pass
11ac (VHT20)	CH44	4.09	11.00	Pass
11ac (VHT20)	CH48	3.59	11.00	Pass
11ac (VHT40)	CH38	-3.27	11.00	Pass
11ac (VHT40)	CH46	0.55	11.00	Pass
11ac (VHT80)	CH42	-6.29	11.00	Pass

A.5 Conducted Emissions

Note [1]: The EUT is working in the Normal link mode. All modes have been tested and normal link mode is worst.
Note [2]: Devices subject to Part 15 must be tested for all available U.S. voltages and frequencies (such as a nominal 120 VAC, 60 Hz and 240 VAC, 50 Hz) for which the device is capable of operation. So, The configuration 120 VAC, 60 Hz and 240 VAC, 50 Hz were tested respectively, but only the worst configuration (120 VAC, 60 Hz) shown here.

Test Data and Plots

PHASE L

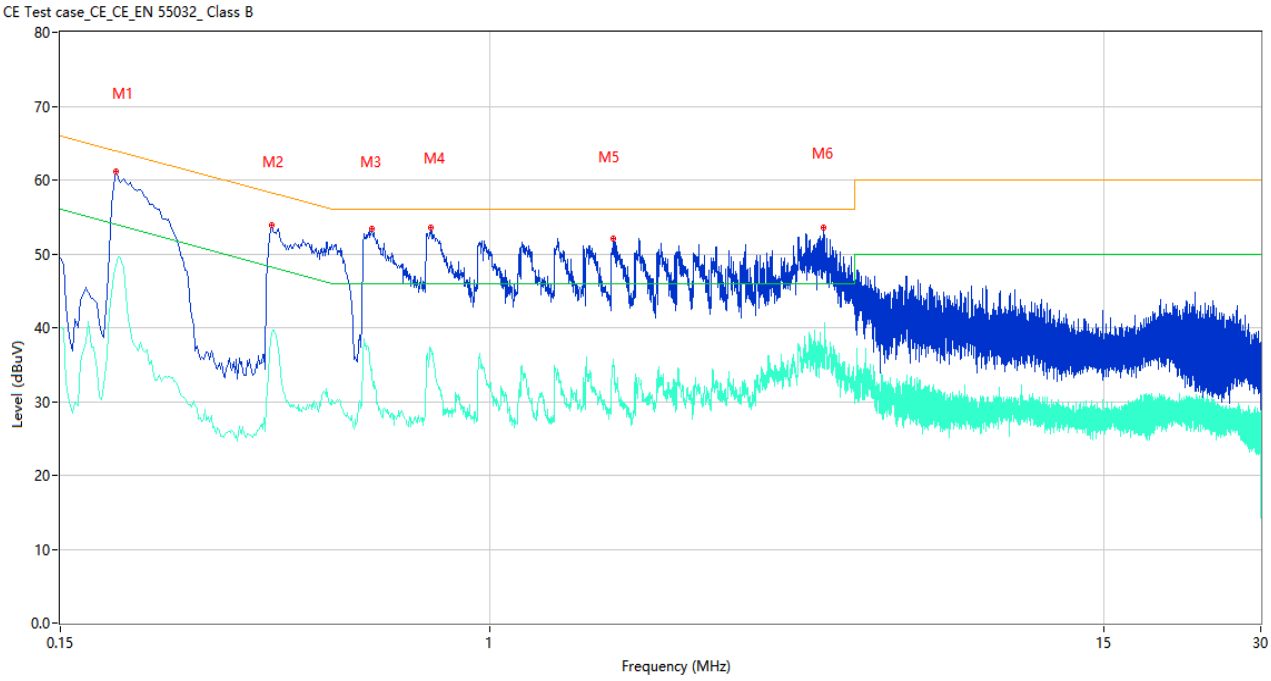

No.	Frequency (MHz)	Results (dBuV)	Factor (dB)	Limit (dBuV)	Over Limit (dB)	Detector	Line	Verdict
1	0.192	61.20	10.96	63.95	-2.75	Peak	L	N/A
1*	0.192	60.58	10.96	63.95	-3.37	QP	L	Pass
1**	0.192	48.49	10.96	53.95	-5.46	AV	L	Pass
2	0.382	53.87	10.90	58.24	-4.37	Peak	L	Pass
2**	0.382	39.05	10.90	48.24	-9.19	AV	L	Pass
3	0.594	53.42	10.88	56.00	-2.58	Peak	L	N/A
3*	0.594	49.33	10.88	56.00	-6.67	QP	L	Pass
3**	0.594	33.64	10.88	46.00	-12.36	AV	L	Pass
4	0.770	53.48	10.80	56.00	-2.52	Peak	L	N/A
4*	0.770	49.53	10.80	56.00	-6.47	QP	L	Pass
4**	0.770	37.25	10.80	46.00	-8.75	AV	L	Pass
5	1.724	52.14	10.74	56.00	-3.86	Peak	L	Pass
5**	1.724	35.29	10.74	46.00	-10.71	AV	L	Pass
6	4.366	53.48	10.71	56.00	-2.52	Peak	L	N/A
6*	4.366	51.39	10.71	56.00	-4.61	QP	L	Pass
6**	4.366	37.21	10.71	46.00	-8.79	AV	L	Pass

PHASE N

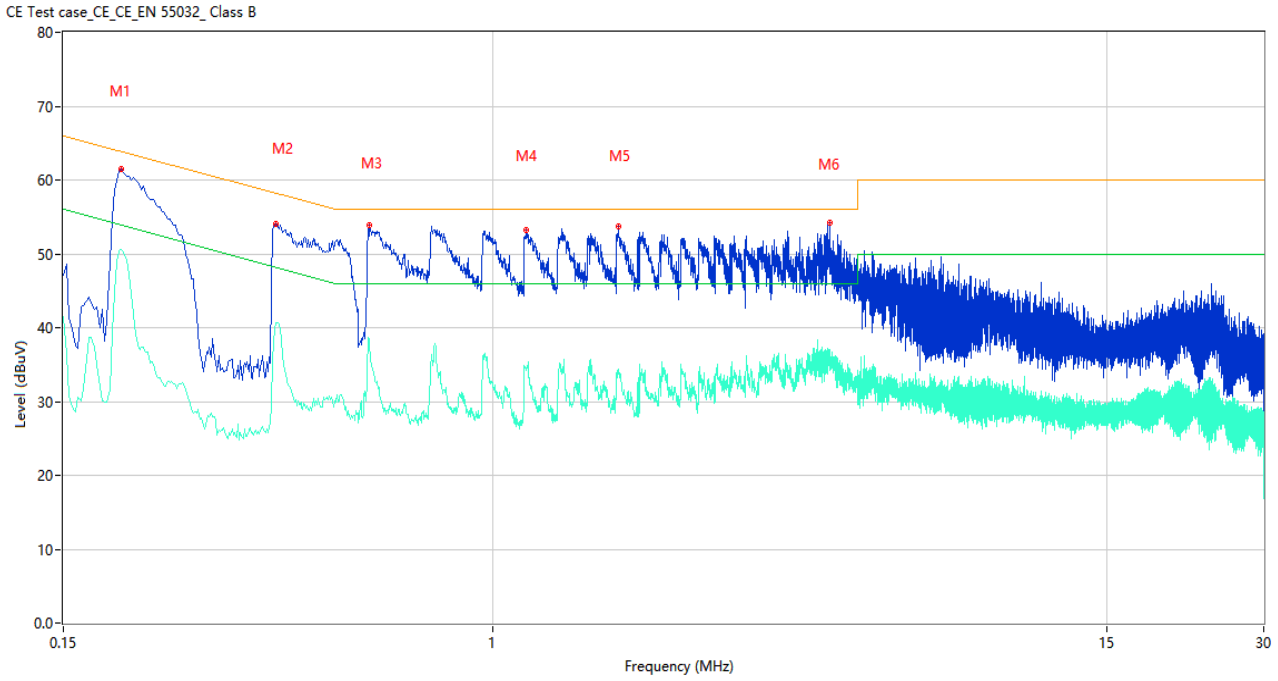

No.	Frequency (MHz)	Results (dBuV)	Factor (dB)	Limit (dBuV)	Over Limit (dB)	Detector	Line	Verdict
1	0.194	61.43	10.96	63.86	-2.43	Peak	N	N/A
1*	0.194	60.20	10.96	63.86	-3.66	QP	N	Pass
1**	0.194	50.62	10.96	53.86	-3.24	AV	N	Pass
2	0.384	54.04	10.90	58.19	-4.15	Peak	N	Pass
2**	0.384	40.61	10.90	48.19	-7.58	AV	N	Pass
3	0.578	54.20	10.89	56.00	-1.80	Peak	N	N/A
3*	0.578	52.02	10.89	56.00	-3.98	QP	N	Pass
3**	0.578	38.44	10.89	46.00	-7.56	AV	N	Pass
4	1.156	53.10	10.71	56.00	-2.90	Peak	N	N/A
4*	1.156	50.30	10.71	56.00	-5.70	QP	N	Pass
4**	1.156	34.27	10.71	46.00	-11.73	AV	N	Pass
5	1.740	53.37	10.74	56.00	-2.63	Peak	N	N/A
5*	1.740	50.10	10.74	56.00	-5.90	QP	N	Pass
5**	1.740	33.71	10.74	46.00	-12.29	AV	N	Pass
6	4.418	53.79	10.70	56.00	-2.21	Peak	N	N/A
6*	4.418	46.78	10.70	56.00	-9.22	QP	N	Pass
6**	4.418	35.08	10.70	46.00	-10.92	AV	N	Pass

A.6 Radiated Spurious Emissions and Band Edge (Restricted-band)

Test Data

Note [1]: The symbol of "--" in the table which means not application.

Note [2]: For the test data above 1 GHz，According the ANSI C63.4, where limits are specified for both average and peak (or quasi-peak) detector functions, if the peak (or quasi-peak) measured value complies with the average limit, it is unnecessary to perform an average measurement.

Note [3]: The low frequency, which started from 9 kHz to 30 MHz, was pre-scanned and the result which was 20 dB lower than the limit line per 15.31(o) was not reported.

Note [4]: The EUT is working in the Normal link mode below 1 GHz. All modes have been tested and normal link mode is worst.

Note [5]: For Multiple transmitter output, the quantity *10 log (NANT)* dB is added to each spectrum value before comparing to the emission limit. When testing out-of-band and spurious emissions against relative emission limits, tests may be performed on each output individually without summing or adding *10 log(NANT)* if the measurements are made relative to the in-band emissions on the individual outputs.

30 MHz to 1 GHz, ANT H

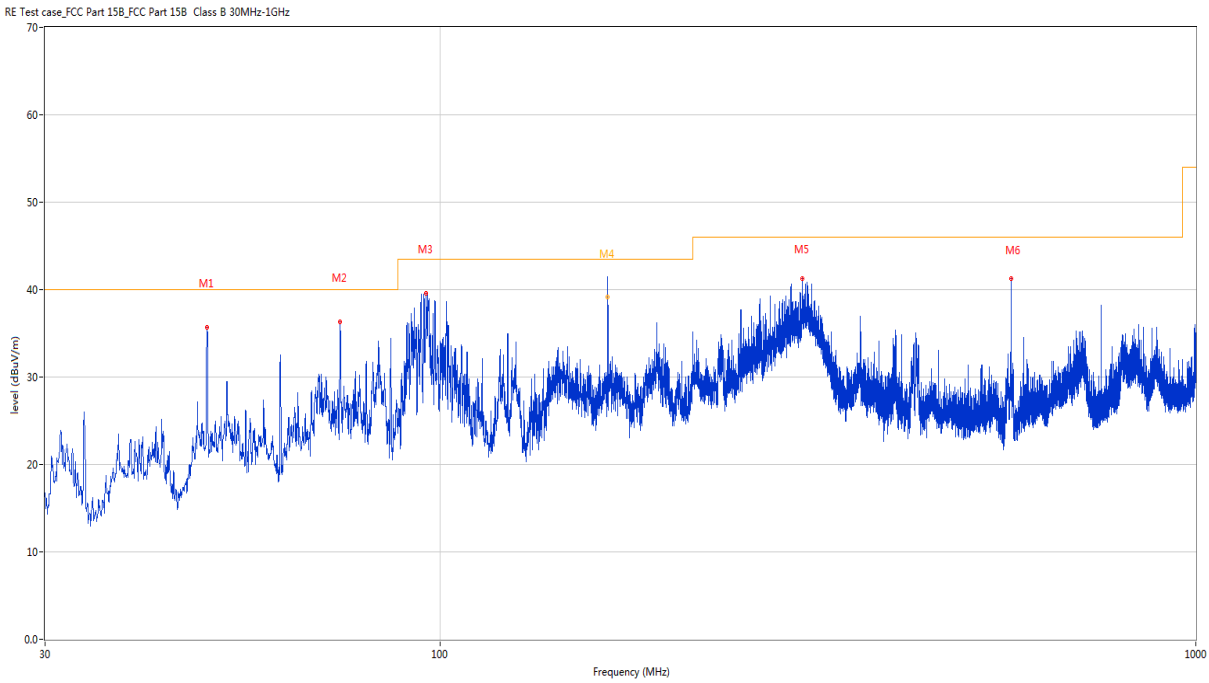

No.	Frequency (MHz)	Results (dBuV/m)	Factor (dB)	Limit (dBuV/m)	Over Limit (dB)	Detector	Table (Degree)	Height (cm)	Antenna	Verdict
1	49.157	35.69	-22.40	40.0	-4.31	Peak	146.80	200	Horizontal	Pass
2	73.747	36.35	-28.50	40.0	-3.65	Peak	193.50	200	Horizontal	Pass
3	95.766	39.61	-24.77	43.5	-3.89	Peak	360.00	200	Horizontal	Pass
4	166.669	41.47	-26.86	43.5	-2.03	Peak	69.50	100	Horizontal	N/A
4*	166.669	39.14	-26.86	43.5	-4.36	QP	69.50	100	Horizontal	Pass
5	301.406	41.31	-21.56	46.0	-4.69	Peak	294.60	100	Horizontal	Pass
6	569.999	41.30	-14.97	46.0	-4.70	Peak	316.90	200	Horizontal	Pass

30 MHz to 1 GHz, ANT V

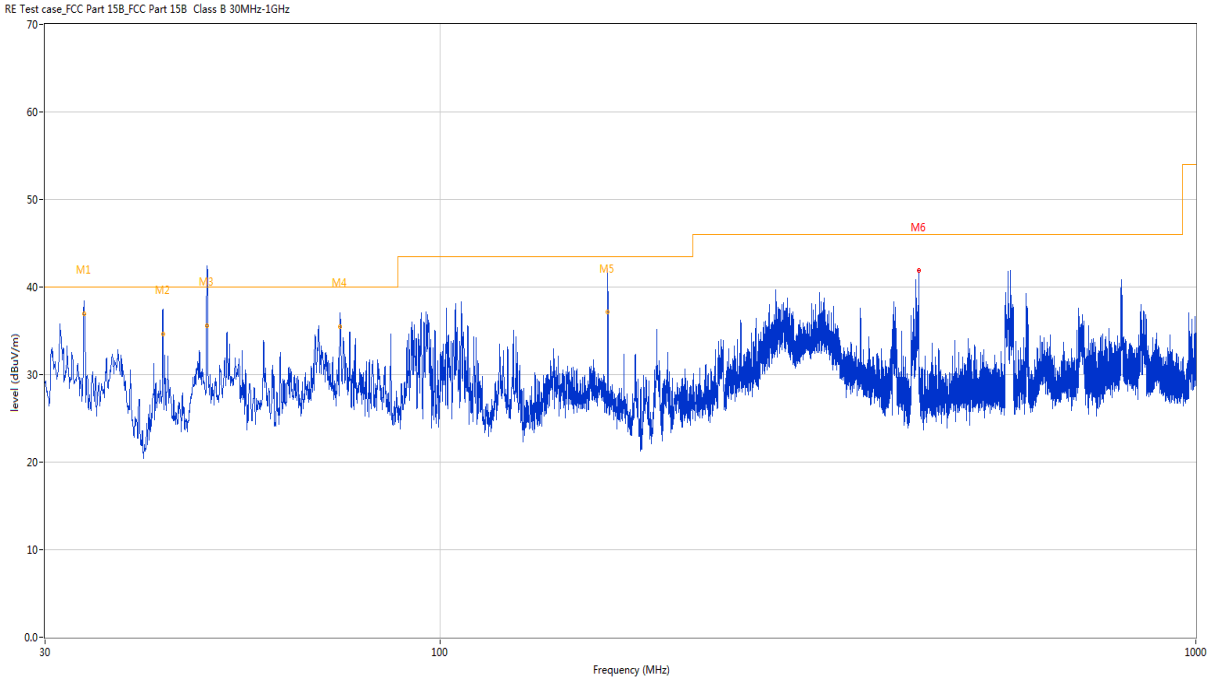

No.	Frequency (MHz)	Results (dBuV/m)	Factor (dB)	Limit (dBuV/m)	Over Limit (dB)	Detector	Table (Degree)	Height (cm)	Antenna	Verdict
1	33.831	38.47	-26.07	40.0	-1.53	Peak	71.70	100	Vertical	N/A
1*	33.831	36.93	-26.07	40.0	-3.07	QP	71.70	100	Vertical	Pass
2	42.950	37.51	-23.38	40.0	-2.49	Peak	291.60	100	Vertical	N/A
2*	42.950	34.62	-23.38	40.0	-5.38	QP	291.60	100	Vertical	Pass
3	49.150	42.45	-22.40	40.0	2.45	Peak	206.70	100	Vertical	N/A
3*	49.150	35.60	-22.40	40.0	-4.40	QP	206.70	100	Vertical	Pass
4	73.699	37.04	-28.49	40.0	-2.96	Peak	47.00	200	Vertical	N/A
4*	73.699	35.51	-28.49	40.0	-4.49	QP	47.00	200	Vertical	Pass
5	166.673	42.10	-26.86	43.5	-1.40	Peak	240.70	100	Vertical	N/A
5*	166.673	37.14	-26.86	43.5	-6.36	QP	240.70	100	Vertical	Pass
6	429.640	41.86	-18.31	46.0	-4.14	Peak	202.60	100	Vertical	Pass

Note: The spurious above 18G is noise only, do not show on the report.

Main Antenna

11a, U-NII-1, 1 GHz to 18 GHz, Low Channel, ANT H

No.	Frequency (MHz)	Results (dBuV/m)	Factor (dB)	Limit (dBuV/m)	Over Limit (dB)	Detector	Table (Degree)	Height (cm)	Antenna	Verdict
1	1201.100	49.02	-17.87	68.2	-19.18	Peak	22.00	150	Horizontal	Pass
1**	1201.100	41.14	-17.87	54.0	-12.86	AV	22.00	150	Horizontal	Pass
2	1561.300	42.93	-17.48	68.2	-25.27	Peak	0.00	150	Horizontal	Pass
2**	1561.300	32.58	-17.48	54.0	-21.42	AV	0.00	150	Horizontal	Pass
3	4225.200	50.00	-4.78	68.2	-18.20	Peak	343.00	150	Horizontal	Pass
3**	4225.200	40.34	-4.78	54.0	-13.66	AV	343.00	150	Horizontal	Pass
4	5184.800	103.63	-2.85	--	--	Peak	343.00	150	Horizontal	N/A
4**	5184.800	96.09	-2.85	--	--	AV	343.00	150	Horizontal	N/A
5	7379.788	49.48	-3.61	68.2	-18.72	Peak	271.00	150	Horizontal	Pass
5**	7379.788	40.35	-3.61	54.0	-13.65	AV	271.00	150	Horizontal	Pass
6	10359.437	57.56	0.08	68.2	-10.64	Peak	290.00	150	Horizontal	Pass
6**	10359.437	47.27	0.08	--	--	AV	290.00	150	Horizontal	N/A

11a, U-NII-1, 1 GHz to 18 GHz, Low Channel, ANT V

No.	Frequency (MHz)	Results (dBuV/m)	Factor (dB)	Limit (dBuV/m)	Over Limit (dB)	Detector	Table (Degree)	Height (cm)	Antenna	Verdict
1	1037.200	45.22	-18.12	68.2	-22.98	Peak	121.00	150	Vertical	Pass
1**	1037.200	33.56	-18.12	54.0	-20.44	AV	121.00	150	Vertical	Pass
2	1557.700	53.81	-17.54	68.2	-14.39	Peak	80.00	150	Vertical	Pass
2**	1557.700	33.35	-17.54	54.0	-20.65	AV	80.00	150	Vertical	Pass
3	3956.000	49.82	-4.64	68.2	-18.38	Peak	125.00	150	Vertical	Pass
3**	3956.000	39.90	-4.64	54.0	-14.10	AV	125.00	150	Vertical	Pass
4	5175.200	101.60	-2.88	--	--	Peak	226.00	150	Vertical	N/A
4**	5175.200	93.61	-2.88	--	--	AV	226.00	150	Vertical	N/A
5	7338.100	49.45	-3.54	68.2	-18.75	Peak	89.00	150	Vertical	Pass
5**	7338.100	41.25	-3.54	54.0	-12.75	AV	89.00	150	Vertical	Pass
6	12273.037	53.83	1.55	68.2	-14.37	Peak	71.00	150	Vertical	Pass
6**	12273.037	44.60	1.55	54.0	-9.40	AV	71.00	150	Vertical	Pass

11a, U-NII-1, 1 GHz to 18 GHz, Middle Channel, ANT H

No.	Frequency (MHz)	Results (dBuV/m)	Factor (dB)	Limit (dBuV/m)	Over Limit (dB)	Detector	Table (Degree)	Height (cm)	Antenna	Verdict
1	1132.600	55.14	-18.36	68.2	-13.06	Peak	1.00	150	Horizontal	Pass
1**	1132.600	28.72	-18.36	54.0	-25.28	AV	1.00	150	Horizontal	Pass
2	1597.000	44.82	-17.63	68.2	-23.38	Peak	131.00	150	Horizontal	Pass
2**	1597.000	34.17	-17.63	54.0	-19.83	AV	131.00	150	Horizontal	Pass
3	4346.400	50.48	-4.28	68.2	-17.72	Peak	36.00	150	Horizontal	Pass
3**	4346.400	40.82	-4.28	54.0	-13.18	AV	36.00	150	Horizontal	Pass
4	5224.600	109.47	-3.04	--	--	Peak	330.00	150	Horizontal	N/A
4**	5224.600	101.85	-3.04	--	--	AV	330.00	150	Horizontal	N/A
5	7339.250	49.30	-3.51	68.2	-18.90	Peak	0.00	150	Horizontal	Pass
5**	7339.250	41.22	-3.51	54.0	-12.78	AV	0.00	150	Horizontal	Pass
6	10439.075	63.93	-0.25	68.2	-4.27	Peak	324.00	150	Horizontal	Pass
6**	10439.075	55.97	-0.25	--	--	AV	324.00	150	Horizontal	N/A

11a, U-NII-1, 1 GHz to 18 GHz, Middle Channel, ANT V

No.	Frequency (MHz)	Results (dBuV/m)	Factor (dB)	Limit (dBuV/m)	Over Limit (dB)	Detector	Table (Degree)	Height (cm)	Antenna	Verdict
1	1199.700	44.87	-17.83	68.2	-23.33	Peak	97.00	150	Vertical	Pass
1**	1199.700	37.72	-17.83	54.0	-16.28	AV	97.00	150	Vertical	Pass
2	4063.000	49.34	-5.18	68.2	-18.86	Peak	5.00	150	Vertical	Pass
2**	4063.000	40.67	-5.18	54.0	-13.33	AV	5.00	150	Vertical	Pass
3	5224.000	108.57	-3.02	--	--	Peak	172.00	150	Vertical	N/A
3**	5224.000	101.93	-3.02	--	--	AV	172.00	150	Vertical	N/A
4	7340.975	49.79	-3.60	68.2	-18.41	Peak	360.00	150	Vertical	Pass
4**	7340.975	40.58	-3.60	54.0	-13.42	AV	360.00	150	Vertical	Pass
5	8219.575	50.21	-2.09	68.2	-17.99	Peak	205.00	150	Vertical	Pass
5**	8219.575	40.73	-2.09	54.0	-13.27	AV	205.00	150	Vertical	Pass
6	10442.237	60.98	-0.35	68.2	-7.22	Peak	260.00	150	Vertical	Pass
6**	10442.237	51.12	-0.35	--	--	AV	260.00	150	Vertical	N/A

11a, U-NII-1, 1 GHz to 18 GHz, High Channel, ANT H

No.	Frequency (MHz)	Results (dBuV/m)	Factor (dB)	Limit (dBuV/m)	Over Limit (dB)	Detector	Table (Degree)	Height (cm)	Antenna	Verdict
1	1201.800	51.63	-17.86	68.2	-16.57	Peak	190.00	150	Horizontal	Pass
1**	1201.800	43.04	-17.86	54.0	-10.96	AV	190.00	150	Horizontal	Pass
2	3954.000	49.72	-4.70	68.2	-18.48	Peak	221.00	150	Horizontal	Pass
2**	3954.000	38.96	-4.70	54.0	-15.04	AV	221.00	150	Horizontal	Pass
3	5234.000	108.56	-2.80	--	--	Peak	312.00	150	Horizontal	N/A
3**	5234.000	100.91	-2.80	--	--	AV	312.00	150	Horizontal	N/A
4	7337.238	50.95	-3.51	68.2	-17.25	Peak	316.00	150	Horizontal	Pass
4**	7337.238	41.28	-3.51	54.0	-12.72	AV	316.00	150	Horizontal	Pass
5	8124.700	51.26	-2.71	68.2	-16.94	Peak	335.00	150	Horizontal	Pass
5**	8124.700	41.04	-2.71	54.0	-12.96	AV	335.00	150	Horizontal	Pass
6	10482.775	63.69	-0.86	68.2	-4.51	Peak	298.00	150	Horizontal	Pass
6**	10482.775	55.43	-0.86	--	--	AV	298.00	150	Horizontal	N/A

11a, U-NII-1, 1 GHz to 18 GHz, High Channel, ANT V

No.	Frequency (MHz)	Results (dBuV/m)	Factor (dB)	Limit (dBuV/m)	Over Limit (dB)	Detector	Table (Degree)	Height (cm)	Antenna	Verdict
1	1202.000	44.98	-17.86	68.2	-23.22	Peak	97.00	150	Vertical	Pass
1**	1202.000	37.26	-17.86	54.0	-16.74	AV	97.00	150	Vertical	Pass
2	3833.800	48.36	-4.94	68.2	-19.84	Peak	146.00	150	Vertical	Pass
2**	3833.800	38.58	-4.94	54.0	-15.42	AV	146.00	150	Vertical	Pass
3	5245.600	108.06	-2.67	--	--	Peak	184.00	150	Vertical	N/A
3**	5245.600	100.38	-2.67	--	--	AV	184.00	150	Vertical	N/A
4	7348.163	49.94	-3.85	68.2	-18.26	Peak	259.00	150	Vertical	Pass
4**	7348.163	40.61	-3.85	54.0	-13.39	AV	259.00	150	Vertical	Pass
5	8115.212	49.77	-2.46	68.2	-18.43	Peak	360.00	150	Vertical	Pass
5**	8115.212	41.37	-2.46	54.0	-12.63	AV	360.00	150	Vertical	Pass
6	10480.763	59.59	-0.87	68.2	-8.61	Peak	259.00	150	Vertical	Pass
6**	10480.763	50.96	-0.87	--	--	AV	259.00	150	Vertical	N/A

11n20, U-NII-1, 1 GHz to 18 GHz, Low Channel, ANT H

No.	Frequency (MHz)	Results (dBuV/m)	Factor (dB)	Limit (dBuV/m)	Over Limit (dB)	Detector	Table (Degree)	Height (cm)	Antenna	Verdict
1	1200.200	52.86	-17.85	68.2	-15.34	Peak	178.00	150	Horizontal	Pass
1**	1200.200	44.12	-17.85	54.0	-9.88	AV	178.00	150	Horizontal	Pass
2	1553.700	42.82	-17.54	68.2	-25.38	Peak	187.00	150	Horizontal	Pass
2**	1553.700	34.28	-17.54	54.0	-19.72	AV	187.00	150	Horizontal	Pass
3	4007.800	48.56	-5.22	68.2	-19.64	Peak	22.00	150	Horizontal	Pass
3**	4007.800	39.03	-5.22	54.0	-14.97	AV	22.00	150	Horizontal	Pass
4	5185.400	104.58	-2.85	--	--	Peak	323.00	150	Horizontal	N/A
4**	5185.400	97.07	-2.85	--	--	AV	323.00	150	Horizontal	N/A
5	7337.812	49.87	-3.55	68.2	-18.33	Peak	271.00	150	Horizontal	Pass
5**	7337.812	40.86	-3.55	54.0	-13.14	AV	271.00	150	Horizontal	Pass
6	10356.850	58.56	0.06	68.2	-9.64	Peak	308.00	150	Horizontal	Pass
6**	10356.850	50.04	0.06	--	--	AV	308.00	150	Horizontal	N/A

11n20, U-NII-1, 1 GHz to 18 GHz, Low Channel, ANT V

No.	Frequency (MHz)	Results (dBuV/m)	Factor (dB)	Limit (dBuV/m)	Over Limit (dB)	Detector	Table (Degree)	Height (cm)	Antenna	Verdict
1	1201.600	45.02	-17.87	68.2	-23.18	Peak	222.00	150	Vertical	Pass
1**	1201.600	36.39	-17.87	54.0	-17.61	AV	222.00	150	Vertical	Pass
2	1607.600	51.11	-17.62	68.2	-17.09	Peak	81.00	150	Vertical	Pass
2**	1607.600	37.94	-17.62	54.0	-16.06	AV	81.00	150	Vertical	Pass
3	4146.400	49.61	-4.87	68.2	-18.59	Peak	167.00	150	Vertical	Pass
3**	4146.400	39.91	-4.87	54.0	-14.09	AV	167.00	150	Vertical	Pass
4	5184.400	105.25	-2.83	--	--	Peak	193.00	150	Vertical	N/A
4**	5184.400	97.99	-2.83	--	--	AV	193.00	150	Vertical	N/A
5	7335.225	49.75	-3.37	68.2	-18.45	Peak	32.00	150	Vertical	Pass
5**	7335.225	41.27	-3.37	54.0	-12.73	AV	32.00	150	Vertical	Pass
6	10357.137	55.77	0.06	68.2	-12.43	Peak	235.00	150	Vertical	Pass
6**	10357.137	46.08	0.06	--	--	AV	235.00	150	Vertical	N/A

11n20, U-NII-1, 1 GHz to 18 GHz, Middle Channel, ANT H

No.	Frequency (MHz)	Results (dBuV/m)	Factor (dB)	Limit (dBuV/m)	Over Limit (dB)	Detector	Table (Degree)	Height (cm)	Antenna	Verdict
1	1200.000	52.85	-17.84	68.2	-15.35	Peak	187.00	150	Horizontal	Pass
1**	1200.000	44.33	-17.84	54.0	-9.67	AV	187.00	150	Horizontal	Pass
2	1554.000	42.80	-17.53	68.2	-25.40	Peak	187.00	150	Horizontal	Pass
2**	1554.000	31.76	-17.53	54.0	-22.24	AV	187.00	150	Horizontal	Pass
3	3960.600	49.17	-4.77	68.2	-19.03	Peak	126.00	150	Horizontal	Pass
3**	3960.600	38.90	-4.77	54.0	-15.10	AV	126.00	150	Horizontal	Pass
4	5224.600	108.01	-3.04	--	--	Peak	324.00	150	Horizontal	N/A
4**	5224.600	100.97	-3.04	--	--	AV	324.00	150	Horizontal	N/A
5	7340.112	49.96	-3.52	68.2	-18.24	Peak	360.00	150	Horizontal	Pass
5**	7340.112	40.87	-3.52	54.0	-13.13	AV	360.00	150	Horizontal	Pass
6	10436.487	61.36	-0.20	68.2	-6.84	Peak	0.00	150	Horizontal	Pass
6**	10436.487	53.00	-0.20	--	--	AV	0.00	150	Horizontal	N/A

11n20, U-NII-1, 1 GHz to 18 GHz, Middle Channel, ANT V

No.	Frequency (MHz)	Results (dBuV/m)	Factor (dB)	Limit (dBuV/m)	Over Limit (dB)	Detector	Table (Degree)	Height (cm)	Antenna	Verdict
1	1201.400	44.30	-17.87	68.2	-23.90	Peak	220.00	150	Vertical	Pass
1**	1201.400	36.72	-17.87	54.0	-17.28	AV	220.00	150	Vertical	Pass
2	1566.700	50.88	-17.54	68.2	-17.32	Peak	92.00	150	Vertical	Pass
2**	1566.700	39.09	-17.54	54.0	-14.91	AV	92.00	150	Vertical	Pass
3	4187.400	49.94	-4.96	68.2	-18.26	Peak	325.00	150	Vertical	Pass
3**	4187.400	41.17	-4.96	54.0	-12.83	AV	325.00	150	Vertical	Pass
4	5226.800	107.68	-2.98	--	--	Peak	194.00	150	Vertical	N/A
4**	5226.800	99.93	-2.98	--	--	AV	194.00	150	Vertical	N/A
5	7386.400	49.77	-3.93	68.2	-18.43	Peak	267.00	150	Vertical	Pass
5**	7386.400	40.08	-3.93	54.0	-13.92	AV	267.00	150	Vertical	Pass
6	10438.213	58.56	-0.24	68.2	-9.64	Peak	229.00	150	Vertical	Pass
6**	10438.213	49.86	-0.24	--	--	AV	229.00	150	Vertical	N/A

11n20, U-NII-1, 1 GHz to 18 GHz, High Channel, ANT H

No.	Frequency (MHz)	Results (dBuV/m)	Factor (dB)	Limit (dBuV/m)	Over Limit (dB)	Detector	Table (Degree)	Height (cm)	Antenna	Verdict
1	1198.300	48.82	-17.83	68.2	-19.38	Peak	360.00	150	Horizontal	Pass
1**	1198.300	40.72	-17.83	54.0	-13.28	AV	360.00	150	Horizontal	Pass
2	1593.200	43.04	-17.47	68.2	-25.16	Peak	142.00	150	Horizontal	Pass
2**	1593.200	30.69	-17.47	54.0	-23.31	AV	142.00	150	Horizontal	Pass
3	4062.200	49.13	-5.14	68.2	-19.07	Peak	263.00	150	Horizontal	Pass
3**	4062.200	39.24	-5.14	54.0	-14.76	AV	263.00	150	Horizontal	Pass
4	5234.000	106.38	-2.80	--	--	Peak	322.00	150	Horizontal	N/A
4**	5234.000	98.90	-2.80	--	--	AV	322.00	150	Horizontal	N/A
5	7395.888	49.50	-4.21	68.2	-18.70	Peak	265.00	150	Horizontal	Pass
5**	7395.888	40.01	-4.21	54.0	-13.99	AV	265.00	150	Horizontal	Pass
6	10473.575	60.74	-0.86	68.2	-7.46	Peak	303.00	150	Horizontal	Pass
6**	10473.575	49.66	-0.86	--	--	AV	303.00	150	Horizontal	N/A

11n20, U-NII-1, 1 GHz to 18 GHz, High Channel, ANT V

No.	Frequency (MHz)	Results (dBuV/m)	Factor (dB)	Limit (dBuV/m)	Over Limit (dB)	Detector	Table (Degree)	Height (cm)	Antenna	Verdict
1	1199.300	45.12	-17.82	68.2	-23.08	Peak	80.00	150	Vertical	Pass
1**	1199.300	36.85	-17.82	54.0	-17.15	AV	80.00	150	Vertical	Pass
2	1585.400	51.09	-17.60	68.2	-17.11	Peak	88.00	150	Vertical	Pass
2**	1585.400	39.46	-17.60	54.0	-14.54	AV	88.00	150	Vertical	Pass
3	4916.000	52.19	-2.32	68.2	-16.01	Peak	101.00	150	Vertical	Pass
3**	4916.000	42.48	-2.32	54.0	-11.52	AV	101.00	150	Vertical	Pass
4	5246.600	105.74	-2.72	--	--	Peak	167.00	150	Vertical	N/A
4**	5246.600	97.85	-2.72	--	--	AV	167.00	150	Vertical	N/A
5	7353.913	49.62	-3.92	68.2	-18.58	Peak	337.00	150	Vertical	Pass
5**	7353.913	40.74	-3.92	54.0	-13.26	AV	337.00	150	Vertical	Pass
6	10481.625	57.28	-0.86	68.2	-10.92	Peak	261.00	150	Vertical	Pass
6**	10481.625	47.83	-0.86	--	--	AV	261.00	150	Vertical	N/A

11n40, U-NII-1, 1 GHz to 18 GHz, Low Channel, ANT H

No.	Frequency (MHz)	Results (dBuV/m)	Factor (dB)	Limit (dBuV/m)	Over Limit (dB)	Detector	Table (Degree)	Height (cm)	Antenna	Verdict
1	1198.400	48.91	-17.83	68.2	-19.29	Peak	21.00	150	Horizontal	Pass
1**	1198.400	41.58	-17.83	54.0	-12.42	AV	21.00	150	Horizontal	Pass
2	1704.000	49.78	-17.21	68.2	-18.42	Peak	64.00	150	Horizontal	Pass
2**	1704.000	42.03	-17.21	54.0	-11.97	AV	64.00	150	Horizontal	Pass
3	4010.200	49.49	-5.23	68.2	-18.71	Peak	12.00	150	Horizontal	Pass
3**	4010.200	39.62	-5.23	54.0	-14.38	AV	12.00	150	Horizontal	Pass
4	5186.800	102.65	-2.74	--	--	Peak	321.00	150	Horizontal	N/A
4**	5186.800	95.06	-2.74	--	--	AV	321.00	150	Horizontal	N/A
5	7335.225	49.45	-3.37	68.2	-18.75	Peak	168.00	150	Horizontal	Pass
5**	7335.225	40.55	-3.37	54.0	-13.45	AV	168.00	150	Horizontal	Pass
6	10380.137	56.85	0.18	68.2	-11.35	Peak	342.00	150	Horizontal	Pass
6**	10380.137	48.28	0.18	--	--	AV	342.00	150	Horizontal	N/A

11n40, U-NII-1, 1 GHz to 18 GHz, Low Channel, ANT V

No.	Frequency (MHz)	Results (dBuV/m)	Factor (dB)	Limit (dBuV/m)	Over Limit (dB)	Detector	Table (Degree)	Height (cm)	Antenna	Verdict
1	1200.400	45.72	-17.86	68.2	-22.48	Peak	83.00	150	Vertical	Pass
1**	1200.400	36.82	-17.86	54.0	-17.18	AV	83.00	150	Vertical	Pass
2	1553.500	51.92	-17.53	68.2	-16.28	Peak	83.00	150	Vertical	Pass
2**	1553.500	30.35	-17.53	54.0	-23.65	AV	83.00	150	Vertical	Pass
3	4266.800	50.00	-4.55	68.2	-18.20	Peak	268.00	150	Vertical	Pass
3**	4266.800	39.97	-4.55	54.0	-14.03	AV	268.00	150	Vertical	Pass
4	5204.400	100.84	-2.52	--	--	Peak	173.00	150	Vertical	N/A
4**	5204.400	94.34	-2.52	--	--	AV	173.00	150	Vertical	N/A
5	7349.313	49.75	-3.86	68.2	-18.45	Peak	150.00	150	Vertical	Pass
5**	7349.313	40.85	-3.86	54.0	-13.15	AV	150.00	150	Vertical	Pass
6	10379.850	53.67	0.19	68.2	-14.53	Peak	253.00	150	Vertical	Pass
6**	10379.850	46.20	0.19	--	--	AV	253.00	150	Vertical	N/A

11n40, U-NII-1, 1 GHz to 18 GHz, High Channel, ANT H

No.	Frequency (MHz)	Results (dBuV/m)	Factor (dB)	Limit (dBuV/m)	Over Limit (dB)	Detector	Table (Degree)	Height (cm)	Antenna	Verdict
1	1202.700	50.46	-17.86	68.2	-17.74	Peak	14.00	150	Horizontal	Pass
1**	1202.700	42.05	-17.86	54.0	-11.95	AV	14.00	150	Horizontal	Pass
2	1564.000	41.65	-17.56	68.2	-26.55	Peak	163.00	150	Horizontal	Pass
2**	1564.000	28.65	-17.56	54.0	-25.35	AV	163.00	150	Horizontal	Pass
3	4198.800	50.00	-4.92	68.2	-18.20	Peak	323.00	150	Horizontal	Pass
3**	4198.800	39.70	-4.92	54.0	-14.30	AV	323.00	150	Horizontal	Pass
4	5226.800	104.37	-2.98	--	--	Peak	323.00	150	Horizontal	N/A
4**	5226.800	97.31	-2.98	--	--	AV	323.00	150	Horizontal	N/A
5	7353.625	49.54	-3.90	68.2	-18.66	Peak	35.00	150	Horizontal	Pass
5**	7353.625	40.41	-3.90	54.0	-13.59	AV	35.00	150	Horizontal	Pass
6	10458.625	57.60	-0.83	68.2	-10.60	Peak	307.00	150	Horizontal	Pass
6**	10458.625	49.21	-0.83	--	--	AV	307.00	150	Horizontal	N/A

11n40, U-NII-1, 1 GHz to 18 GHz, High Channel, ANT V

No.	Frequency (MHz)	Results (dBuV/m)	Factor (dB)	Limit (dBuV/m)	Over Limit (dB)	Detector	Table (Degree)	Height (cm)	Antenna	Verdict
1	1201.200	45.66	-17.87	68.2	-22.54	Peak	85.00	150	Vertical	Pass
1**	1201.200	37.59	-17.87	54.0	-16.41	AV	85.00	150	Vertical	Pass
2	1557.200	51.61	-17.53	68.2	-16.59	Peak	76.00	150	Vertical	Pass
2**	1557.200	37.14	-17.53	54.0	-16.86	AV	76.00	150	Vertical	Pass
3	4799.800	51.83	-2.55	68.2	-16.37	Peak	360.00	150	Vertical	Pass
3**	4799.800	43.18	-2.55	54.0	-10.82	AV	360.00	150	Vertical	Pass
4	5232.600	103.03	-2.86	--	--	Peak	160.00	150	Vertical	N/A
4**	5232.600	94.92	-2.86	--	--	AV	160.00	150	Vertical	N/A
5	7340.687	49.92	-3.57	68.2	-18.28	Peak	152.00	150	Vertical	Pass
5**	7340.687	40.78	-3.57	54.0	-13.22	AV	152.00	150	Vertical	Pass
6	11565.213	52.93	-0.41	68.2	-15.27	Peak	72.00	150	Vertical	Pass
6**	11565.213	43.33	-0.41	54.0	-10.67	AV	72.00	150	Vertical	Pass

11ac20, U-NII-1, 1 GHz to 18 GHz, Low Channel, ANT H

No.	Frequency (MHz)	Results (dBuV/m)	Factor (dB)	Limit (dBuV/m)	Over Limit (dB)	Detector	Table (Degree)	Height (cm)	Antenna	Verdict
1	1199.800	50.44	-17.84	68.2	-17.76	Peak	20.00	150	Horizontal	Pass
1**	1199.800	43.52	-17.84	54.0	-10.48	AV	20.00	150	Horizontal	Pass
2	4280.800	50.61	-4.62	68.2	-17.59	Peak	64.00	150	Horizontal	Pass
2**	4280.800	40.08	-4.62	54.0	-13.92	AV	64.00	150	Horizontal	Pass
3	1607.700	43.13	-17.63	68.2	-25.07	Peak	152.00	150	Horizontal	Pass
3**	1607.700	29.35	-17.63	54.0	-24.65	AV	152.00	150	Horizontal	Pass
4	5186.800	103.77	-2.74	--	--	Peak	322.00	150	Horizontal	N/A
4**	5186.800	96.02	-2.74	--	--	AV	322.00	150	Horizontal	N/A
5	7347.300	49.67	-3.83	68.2	-18.53	Peak	266.00	150	Horizontal	Pass
5**	7347.300	40.72	-3.83	54.0	-13.28	AV	266.00	150	Horizontal	Pass
6	10355.987	57.26	0.05	68.2	-10.94	Peak	341.00	150	Horizontal	Pass
6**	10355.987	46.49	0.05	--	--	AV	341.00	150	Horizontal	N/A

11ac20, U-NII-1, 1 GHz to 18 GHz, Low Channel, ANT V

No.	Frequency (MHz)	Results (dBuV/m)	Factor (dB)	Limit (dBuV/m)	Over Limit (dB)	Detector	Table (Degree)	Height (cm)	Antenna	Verdict
1	1201.600	46.70	-17.87	68.2	-21.50	Peak	85.00	150	Vertical	Pass
1**	1201.600	37.53	-17.87	54.0	-16.47	AV	85.00	150	Vertical	Pass
2	1596.400	51.63	-17.68	68.2	-16.57	Peak	95.00	150	Vertical	Pass
2**	1596.400	37.45	-17.68	54.0	-16.55	AV	95.00	150	Vertical	Pass
3	4113.200	49.57	-5.57	68.2	-18.63	Peak	23.00	150	Vertical	Pass
3**	4113.200	38.77	-5.57	54.0	-15.23	AV	23.00	150	Vertical	Pass
4	5175.200	102.66	-2.88	--	--	Peak	162.00	150	Vertical	N/A
4**	5175.200	95.14	-2.88	--	--	AV	162.00	150	Vertical	N/A
5	7338.100	49.90	-3.54	68.2	-18.30	Peak	207.00	150	Vertical	Pass
5**	7338.100	41.08	-3.54	54.0	-12.92	AV	207.00	150	Vertical	Pass
6	11638.525	52.87	-0.23	68.2	-15.33	Peak	0.00	150	Vertical	Pass
6**	11638.525	43.20	-0.23	54.0	-10.80	AV	0.00	150	Vertical	Pass

11ac20, U-NII-1, 1 GHz to 18 GHz, Middle Channel, ANT H

No.	Frequency (MHz)	Results (dBuV/m)	Factor (dB)	Limit (dBuV/m)	Over Limit (dB)	Detector	Table (Degree)	Height (cm)	Antenna	Verdict
1	1199.900	50.76	-17.84	68.2	-17.44	Peak	24.00	150	Horizontal	Pass
1**	1199.900	43.06	-17.84	54.0	-10.94	AV	24.00	150	Horizontal	Pass
2	1595.200	42.64	-17.59	68.2	-25.56	Peak	126.00	150	Horizontal	Pass
2**	1595.200	31.29	-17.59	54.0	-22.71	AV	126.00	150	Horizontal	Pass
3	3835.800	49.48	-4.73	68.2	-18.72	Peak	128.00	150	Horizontal	Pass
3**	3835.800	39.20	-4.73	54.0	-14.80	AV	128.00	150	Horizontal	Pass
4	5224.600	106.51	-3.04	--	--	Peak	309.00	150	Horizontal	N/A
4**	5224.600	99.52	-3.04	--	--	AV	309.00	150	Horizontal	N/A
5	7332.350	50.06	-3.57	68.2	-18.14	Peak	221.00	150	Horizontal	Pass
5**	7332.350	39.64	-3.57	54.0	-14.36	AV	221.00	150	Horizontal	Pass
6	10439.650	60.37	-0.27	68.2	-7.83	Peak	298.00	150	Horizontal	Pass
6**	10439.650	51.15	-0.27	--	--	AV	298.00	150	Horizontal	N/A

11ac20, U-NII-1, 1 GHz to 18 GHz, Middle Channel, ANT V

No.	Frequency (MHz)	Results (dBuV/m)	Factor (dB)	Limit (dBuV/m)	Over Limit (dB)	Detector	Table (Degree)	Height (cm)	Antenna	Verdict
1	1204.700	46.85	-17.96	68.2	-21.35	Peak	320.00	150	Vertical	Pass
1**	1204.700	35.80	-17.96	54.0	-18.20	AV	320.00	150	Vertical	Pass
2	1551.000	50.76	-17.37	68.2	-17.44	Peak	84.00	150	Vertical	Pass
2**	1551.000	36.47	-17.37	54.0	-17.53	AV	84.00	150	Vertical	Pass
3	4070.200	49.16	-5.41	68.2	-19.04	Peak	153.00	150	Vertical	Pass
3**	4070.200	40.15	-5.41	54.0	-13.85	AV	153.00	150	Vertical	Pass
4	5224.200	105.31	-3.02	--	--	Peak	166.00	150	Vertical	N/A
4**	5224.200	97.80	-3.02	--	--	AV	166.00	150	Vertical	N/A
5	7346.438	49.97	-3.82	68.2	-18.23	Peak	267.00	150	Vertical	Pass
5**	7346.438	41.09	-3.82	54.0	-12.91	AV	267.00	150	Vertical	Pass
6	10443.388	55.82	-0.39	68.2	-12.38	Peak	249.00	150	Vertical	Pass
6**	10443.388	46.38	-0.39	--	--	AV	249.00	150	Vertical	N/A

11ac20, U-NII-1, 1 GHz to 18 GHz, High Channel, ANT H

No.	Frequency (MHz)	Results (dBuV/m)	Factor (dB)	Limit (dBuV/m)	Over Limit (dB)	Detector	Table (Degree)	Height (cm)	Antenna	Verdict
1	1199.900	51.10	-17.84	68.2	-17.10	Peak	15.00	150	Horizontal	Pass
1**	1199.900	43.89	-17.84	54.0	-10.11	AV	15.00	150	Horizontal	Pass
2	1594.800	46.50	-17.54	68.2	-21.70	Peak	134.00	150	Horizontal	Pass
2**	1594.800	34.17	-17.54	54.0	-19.83	AV	134.00	150	Horizontal	Pass
3	4151.600	48.96	-4.93	68.2	-19.24	Peak	0.00	150	Horizontal	Pass
3**	4151.600	39.70	-4.93	54.0	-14.30	AV	0.00	150	Horizontal	Pass
4	5235.200	105.14	-2.85	--	--	Peak	324.00	150	Horizontal	N/A
4**	5235.200	97.82	-2.85	--	--	AV	324.00	150	Horizontal	N/A
5	7387.837	49.89	-4.01	68.2	-18.31	Peak	131.00	150	Horizontal	Pass
5**	7387.837	40.98	-4.01	54.0	-13.02	AV	131.00	150	Horizontal	Pass
6	10478.463	59.35	-0.86	68.2	-8.85	Peak	285.00	150	Horizontal	Pass
6**	10478.463	50.48	-0.86	--	--	AV	285.00	150	Horizontal	N/A

11ac20, U-NII-1, 1 GHz to 18 GHz, High Channel, ANT V

No.	Frequency (MHz)	Results (dBuV/m)	Factor (dB)	Limit (dBuV/m)	Over Limit (dB)	Detector	Table (Degree)	Height (cm)	Antenna	Verdict
1	1200.200	46.68	-17.85	68.2	-21.52	Peak	85.00	150	Vertical	Pass
1**	1200.200	38.67	-17.85	54.0	-15.33	AV	85.00	150	Vertical	Pass
2	1553.600	50.38	-17.54	68.2	-17.82	Peak	85.00	150	Vertical	Pass
2**	1553.600	38.02	-17.54	54.0	-15.98	AV	85.00	150	Vertical	Pass
3	4147.600	49.31	-4.90	68.2	-18.89	Peak	266.00	150	Vertical	Pass
3**	4147.600	39.59	-4.90	54.0	-14.41	AV	266.00	150	Vertical	Pass
4	5233.800	104.04	-2.81	--	--	Peak	166.00	150	Vertical	N/A
4**	5233.800	96.38	-2.81	--	--	AV	166.00	150	Vertical	N/A
5	7342.987	49.52	-3.61	68.2	-18.68	Peak	360.00	150	Vertical	Pass
5**	7342.987	40.80	-3.61	54.0	-13.20	AV	360.00	150	Vertical	Pass
6	11441.013	52.62	-0.07	68.2	-15.58	Peak	56.00	150	Vertical	Pass
6**	11441.013	42.76	-0.07	54.0	-11.24	AV	56.00	150	Vertical	Pass

11ac40, U-NII-1, 1 GHz to 18 GHz, Low Channel, ANT H

No.	Frequency (MHz)	Results (dBuV/m)	Factor (dB)	Limit (dBuV/m)	Over Limit (dB)	Detector	Table (Degree)	Height (cm)	Antenna	Verdict
1	1200.600	51.50	-17.86	68.2	-16.70	Peak	253.00	150	Horizontal	Pass
1**	1200.600	44.21	-17.86	54.0	-9.79	AV	253.00	150	Horizontal	Pass
2	1595.500	45.19	-17.63	68.2	-23.01	Peak	146.00	150	Horizontal	Pass
2**	1595.500	29.80	-17.63	54.0	-24.20	AV	146.00	150	Horizontal	Pass
3	4596.600	51.28	-3.71	68.2	-16.92	Peak	17.00	150	Horizontal	Pass
3**	4596.600	41.83	-3.71	54.0	-12.17	AV	17.00	150	Horizontal	Pass
4	5192.200	101.98	-2.68	--	--	Peak	323.00	150	Horizontal	N/A
4**	5192.200	94.27	-2.68	--	--	AV	323.00	150	Horizontal	N/A
5	7330.913	49.50	-3.61	68.2	-18.70	Peak	53.00	150	Horizontal	Pass
5**	7330.913	40.43	-3.61	54.0	-13.57	AV	53.00	150	Horizontal	Pass
6	10376.401	57.13	0.18	68.2	-11.07	Peak	282.00	150	Horizontal	Pass
6**	10376.401	47.34	0.18	--	--	AV	282.00	150	Horizontal	N/A

11ac40, U-NII-1, 1 GHz to 18 GHz, Low Channel, ANT V

No.	Frequency (MHz)	Results (dBuV/m)	Factor (dB)	Limit (dBuV/m)	Over Limit (dB)	Detector	Table (Degree)	Height (cm)	Antenna	Verdict
1	1199.300	46.86	-17.82	68.2	-21.34	Peak	83.00	150	Vertical	Pass
1**	1199.300	38.73	-17.82	54.0	-15.27	AV	83.00	150	Vertical	Pass
2	1604.400	52.64	-17.58	68.2	-15.56	Peak	83.00	150	Vertical	Pass
2**	1604.400	33.18	-17.58	54.0	-20.82	AV	83.00	150	Vertical	Pass
3	4779.200	52.51	-2.89	68.2	-15.69	Peak	244.00	150	Vertical	Pass
3**	4779.200	42.18	-2.89	54.0	-11.82	AV	244.00	150	Vertical	Pass
4	5205.600	100.54	-2.45	--	--	Peak	176.00	150	Vertical	N/A
4**	5205.600	93.26	-2.45	--	--	AV	176.00	150	Vertical	N/A
5	7342.413	49.15	-3.65	68.2	-19.05	Peak	186.00	150	Vertical	Pass
5**	7342.413	40.58	-3.65	54.0	-13.42	AV	186.00	150	Vertical	Pass
6	11366.550	52.85	-0.24	68.2	-15.35	Peak	359.00	150	Vertical	Pass
6**	11366.550	42.98	-0.24	54.0	-11.02	AV	359.00	150	Vertical	Pass

11ac40, U-NII-1, 1 GHz to 18 GHz, High Channel, ANT H

No.	Frequency (MHz)	Results (dBuV/m)	Factor (dB)	Limit (dBuV/m)	Over Limit (dB)	Detector	Table (Degree)	Height (cm)	Antenna	Verdict
1	1201.700	51.55	-17.86	68.2	-16.65	Peak	256.00	150	Horizontal	Pass
1**	1201.700	44.38	-17.86	54.0	-9.62	AV	256.00	150	Horizontal	Pass
2	1559.400	43.36	-17.59	68.2	-24.84	Peak	183.00	150	Horizontal	Pass
2**	1559.400	30.07	-17.59	54.0	-23.93	AV	183.00	150	Horizontal	Pass
3	4889.800	52.66	-3.18	68.2	-15.54	Peak	184.00	150	Horizontal	Pass
3**	4889.800	42.73	-3.18	54.0	-11.27	AV	184.00	150	Horizontal	Pass
4	5226.600	102.73	-3.00	--	--	Peak	323.00	150	Horizontal	N/A
4**	5226.600	95.37	-3.00	--	--	AV	323.00	150	Horizontal	N/A
5	7373.175	50.39	-3.78	68.2	-17.81	Peak	72.00	150	Horizontal	Pass
5**	7373.175	40.10	-3.78	54.0	-13.90	AV	72.00	150	Horizontal	Pass
6	10458.912	56.02	-0.83	68.2	-12.18	Peak	300.00	150	Horizontal	Pass
6**	10458.912	48.02	-0.83	--	--	AV	300.00	150	Horizontal	N/A

11ac40, U-NII-1, 1 GHz to 18 GHz, High Channel, ANT V

No.	Frequency (MHz)	Results (dBuV/m)	Factor (dB)	Limit (dBuV/m)	Over Limit (dB)	Detector	Table (Degree)	Height (cm)	Antenna	Verdict
1	1195.200	47.37	-17.89	68.2	-20.83	Peak	0.00	150	Vertical	Pass
1**	1195.200	36.21	-17.89	54.0	-17.79	AV	0.00	150	Vertical	Pass
2	1594.100	52.49	-17.46	68.2	-15.71	Peak	83.00	150	Vertical	Pass
2**	1594.100	35.16	-17.46	54.0	-18.84	AV	83.00	150	Vertical	Pass
3	4057.600	49.31	-4.88	68.2	-18.89	Peak	17.00	150	Vertical	Pass
3**	4057.600	39.86	-4.88	54.0	-14.14	AV	17.00	150	Vertical	Pass
4	5227.800	101.25	-2.94	--	--	Peak	173.00	150	Vertical	N/A
4**	5227.800	93.10	-2.94	--	--	AV	173.00	150	Vertical	N/A
5	7332.925	49.62	-3.54	68.2	-18.58	Peak	56.00	150	Vertical	Pass
5**	7332.925	40.18	-3.54	54.0	-13.82	AV	56.00	150	Vertical	Pass
6	11938.962	53.03	1.69	68.2	-15.17	Peak	190.00	150	Vertical	Pass
6**	11938.962	43.62	1.69	54.0	-10.38	AV	190.00	150	Vertical	Pass

11ac80, U-NII-1, 1 GHz to 18 GHz, Middle Channel, ANT H

No.	Frequency (MHz)	Results (dBuV/m)	Factor (dB)	Limit (dBuV/m)	Over Limit (dB)	Detector	Table (Degree)	Height (cm)	Antenna	Verdict
1	1200.400	51.42	-17.86	68.2	-16.78	Peak	254.00	150	Horizontal	Pass
1**	1200.400	44.19	-17.86	54.0	-9.81	AV	254.00	150	Horizontal	Pass
2	1596.000	44.97	-17.69	68.2	-23.23	Peak	120.00	150	Horizontal	Pass
2**	1596.000	29.97	-17.69	54.0	-24.03	AV	120.00	150	Horizontal	Pass
3	4800.000	51.94	-2.55	68.2	-16.26	Peak	311.00	150	Horizontal	Pass
3**	4800.000	44.41	-2.55	54.0	-9.59	AV	311.00	150	Horizontal	Pass
4	5227.800	100.64	-2.94	--	--	Peak	324.00	150	Horizontal	N/A
4**	5227.800	93.79	-2.94	--	--	AV	324.00	150	Horizontal	N/A
5	7333.788	49.12	-3.48	68.2	-19.08	Peak	220.00	150	Horizontal	Pass
5**	7333.788	40.40	-3.48	54.0	-13.60	AV	220.00	150	Horizontal	Pass
6	10420.388	54.44	0.07	68.2	-13.76	Peak	301.00	150	Horizontal	Pass
6**	10420.388	46.89	0.07	--	--	AV	301.00	150	Horizontal	N/A

11ac80, U-NII-1, 1 GHz to 18 GHz, Middle Channel, ANT V

No.	Frequency (MHz)	Results (dBuV/m)	Factor (dB)	Limit (dBuV/m)	Over Limit (dB)	Detector	Table (Degree)	Height (cm)	Antenna	Verdict
1	1201.400	46.89	-17.87	68.2	-21.31	Peak	0.00	150	Vertical	Pass
1**	1201.400	39.07	-17.87	54.0	-14.93	AV	0.00	150	Vertical	Pass
2	1563.400	50.40	-17.50	68.2	-17.80	Peak	80.00	150	Vertical	Pass
2**	1563.400	29.91	-17.50	54.0	-24.09	AV	80.00	150	Vertical	Pass
3	4255.400	49.82	-4.99	68.2	-18.38	Peak	228.00	150	Vertical	Pass
3**	4255.400	40.14	-4.99	54.0	-13.86	AV	228.00	150	Vertical	Pass
4	5227.800	98.63	-2.94	--	--	Peak	161.00	150	Vertical	N/A
4**	5227.800	91.32	-2.94	--	--	AV	161.00	150	Vertical	N/A
5	7374.900	49.31	-3.74	68.2	-18.89	Peak	268.00	150	Vertical	Pass
5**	7374.900	39.63	-3.74	54.0	-14.37	AV	268.00	150	Vertical	Pass
6	11444.463	52.56	-0.03	68.2	-15.64	Peak	346.00	150	Vertical	Pass
6**	11444.463	43.05	-0.03	54.0	-10.95	AV	346.00	150	Vertical	Pass

Aux. Antenna

11a, U-NII-1, 1 GHz to 18 GHz, Low Channel, ANT H

No.	Frequency (MHz)	Results (dBuV/m)	Factor (dB)	Limit (dBuV/m)	Over Limit (dB)	Detector	Table (Degree)	Height (cm)	Antenna	Verdict
1	1198.900	53.87	-18.18	68.2	-14.33	Peak	87.00	150	Horizontal	Pass
1**	1198.900	47.25	-18.18	54.0	-6.75	AV	87.00	150	Horizontal	Pass
2	2858.100	44.55	-10.58	68.2	-23.65	Peak	196.00	150	Horizontal	Pass
2**	2858.100	34.30	-10.58	54.0	-19.70	AV	196.00	150	Horizontal	Pass
3	4298.000	48.39	-4.90	68.2	-19.81	Peak	14.00	150	Horizontal	Pass
3**	4298.000	39.03	-4.90	54.0	-14.97	AV	14.00	150	Horizontal	Pass
4	5174.000	106.10	-3.14	--	--	Peak	47.00	150	Horizontal	N/A
4**	5174.000	99.51	-3.14	--	--	AV	47.00	150	Horizontal	N/A
5	7550.850	48.32	-1.59	68.2	-19.88	Peak	60.00	150	Horizontal	Pass
5**	7550.850	39.56	-1.59	54.0	-14.44	AV	60.00	150	Horizontal	Pass
6	12230.487	51.26	2.62	68.2	-16.94	Peak	257.00	150	Horizontal	Pass
6**	12230.487	42.86	2.62	54.0	-11.14	AV	257.00	150	Horizontal	Pass

11a, U-NII-1, 1 GHz to 18 GHz, Low Channel, ANT V

No.	Frequency (MHz)	Results (dBuV/m)	Factor (dB)	Limit (dBuV/m)	Over Limit (dB)	Detector	Table (Degree)	Height (cm)	Antenna	Verdict
1	1199.000	50.77	-18.17	68.2	-17.43	Peak	95.00	150	Vertical	Pass
1**	1199.000	44.32	-18.17	54.0	-9.68	AV	95.00	150	Vertical	Pass
2	2790.800	43.68	-11.11	68.2	-24.52	Peak	313.00	150	Vertical	Pass
2**	2790.800	35.03	-11.11	54.0	-18.97	AV	313.00	150	Vertical	Pass
3	4294.200	48.68	-4.81	68.2	-19.52	Peak	314.00	150	Vertical	Pass
3**	4294.200	39.08	-4.81	54.0	-14.92	AV	314.00	150	Vertical	Pass
4	5173.800	107.90	-3.14	--	--	Peak	91.00	150	Vertical	N/A
4**	5173.800	100.26	-3.14	--	--	AV	91.00	150	Vertical	N/A
5	7597.138	48.40	-2.33	68.2	-19.80	Peak	139.00	150	Vertical	Pass
5**	7597.138	39.59	-2.33	54.0	-14.41	AV	139.00	150	Vertical	Pass
6	12246.587	51.69	2.66	68.2	-16.51	Peak	214.00	150	Vertical	Pass
6**	12246.587	41.13	2.66	54.0	-12.87	AV	214.00	150	Vertical	Pass

11a, U-NII-1, 1 GHz to 18 GHz, Middle Channel, ANT H

No.	Frequency (MHz)	Results (dBuV/m)	Factor (dB)	Limit (dBuV/m)	Over Limit (dB)	Detector	Table (Degree)	Height (cm)	Antenna	Verdict
1	1200.100	53.83	-18.16	68.2	-14.37	Peak	85.00	150	Horizontal	Pass
1**	1200.100	47.72	-18.16	54.0	-6.28	AV	85.00	150	Horizontal	Pass
2	2720.800	44.51	-11.07	68.2	-23.69	Peak	19.00	150	Horizontal	Pass
2**	2720.800	34.73	-11.07	54.0	-19.27	AV	19.00	150	Horizontal	Pass
3	4167.400	48.57	-4.91	68.2	-19.63	Peak	123.00	150	Horizontal	Pass
3**	4167.400	38.13	-4.91	54.0	-15.87	AV	123.00	150	Horizontal	Pass
4	5213.200	108.19	-3.42	--	--	Peak	50.00	150	Horizontal	N/A
4**	5213.200	99.99	-3.42	--	--	AV	50.00	150	Horizontal	N/A
5	7620.712	48.40	-2.15	68.2	-19.80	Peak	306.00	150	Horizontal	Pass
5**	7620.712	38.28	-2.15	54.0	-15.72	AV	306.00	150	Horizontal	Pass
6	12174.425	51.13	2.21	68.2	-17.07	Peak	64.00	150	Horizontal	Pass
6**	12174.425	41.32	2.21	54.0	-12.68	AV	64.00	150	Horizontal	Pass

11a, U-NII-1, 1 GHz to 18 GHz, Middle Channel, ANT V

No.	Frequency (MHz)	Results (dBuV/m)	Factor (dB)	Limit (dBuV/m)	Over Limit (dB)	Detector	Table (Degree)	Height (cm)	Antenna	Verdict
1	1198.200	50.45	-18.18	68.2	-17.75	Peak	95.00	150	Vertical	Pass
1**	1198.200	43.36	-18.18	54.0	-10.64	AV	95.00	150	Vertical	Pass
2	2766.100	44.35	-11.23	68.2	-23.85	Peak	360.00	150	Vertical	Pass
2**	2766.100	35.58	-11.23	54.0	-18.42	AV	360.00	150	Vertical	Pass
3	4316.200	48.93	-5.03	68.2	-19.27	Peak	100.00	150	Vertical	Pass
3**	4316.200	40.25	-5.03	54.0	-13.75	AV	100.00	150	Vertical	Pass
4	5214.000	109.89	-3.42	--	--	Peak	64.00	150	Vertical	N/A
4**	5214.000	103.59	-3.42	--	--	AV	64.00	150	Vertical	N/A
5	7561.775	48.35	-1.81	68.2	-19.85	Peak	150.00	150	Vertical	Pass
5**	7561.775	39.06	-1.81	54.0	-14.94	AV	150.00	150	Vertical	Pass
6	11642.838	51.00	2.48	68.2	-17.20	Peak	250.00	150	Vertical	Pass
6**	11642.838	41.35	2.48	54.0	-12.65	AV	250.00	150	Vertical	Pass

11a, U-NII-1, 1 GHz to 18 GHz, High Channel, ANT H

No.	Frequency (MHz)	Results (dBuV/m)	Factor (dB)	Limit (dBuV/m)	Over Limit (dB)	Detector	Table (Degree)	Height (cm)	Antenna	Verdict
1	1198.700	53.90	-18.18	68.2	-14.30	Peak	86.00	150	Horizontal	Pass
1**	1198.700	46.23	-18.18	54.0	-7.77	AV	86.00	150	Horizontal	Pass
2	2855.200	44.44	-10.66	68.2	-23.76	Peak	111.00	150	Horizontal	Pass
2**	2855.200	34.76	-10.66	54.0	-19.24	AV	111.00	150	Horizontal	Pass
3	4255.000	48.43	-4.73	68.2	-19.77	Peak	279.00	150	Horizontal	Pass
3**	4255.000	37.93	-4.73	54.0	-16.07	AV	279.00	150	Horizontal	Pass
4	5235.600	106.94	-3.67	--	--	Peak	44.00	150	Horizontal	N/A
4**	5235.600	99.71	-3.67	--	--	AV	44.00	150	Horizontal	N/A
5	7636.237	48.62	-2.16	68.2	-19.58	Peak	160.00	150	Horizontal	Pass
5**	7636.237	38.09	-2.16	54.0	-15.91	AV	160.00	150	Horizontal	Pass
6	11657.787	50.99	2.52	68.2	-17.21	Peak	160.00	150	Horizontal	Pass
6**	11657.787	42.18	2.52	54.0	-11.82	AV	160.00	150	Horizontal	Pass

11a, U-NII-1, 1 GHz to 18 GHz, High Channel, ANT V

No.	Frequency (MHz)	Results (dBuV/m)	Factor (dB)	Limit (dBuV/m)	Over Limit (dB)	Detector	Table (Degree)	Height (cm)	Antenna	Verdict
1	1199.000	50.30	-18.17	68.2	-17.90	Peak	95.00	150	Vertical	Pass
1**	1199.000	42.35	-18.17	54.0	-11.65	AV	95.00	150	Vertical	Pass
2	2749.000	44.36	-10.81	68.2	-23.84	Peak	70.00	150	Vertical	Pass
2**	2749.000	34.23	-10.81	54.0	-19.77	AV	70.00	150	Vertical	Pass
3	4280.600	48.91	-4.79	68.2	-19.29	Peak	324.00	150	Vertical	Pass
3**	4280.600	38.52	-4.79	54.0	-15.48	AV	324.00	150	Vertical	Pass
4	5245.400	107.87	-3.76	--	--	Peak	64.00	150	Vertical	N/A
4**	5245.400	100.35	-3.76	--	--	AV	64.00	150	Vertical	N/A
5	7595.125	48.45	-2.29	68.2	-19.75	Peak	1.00	150	Vertical	Pass
5**	7595.125	39.22	-2.29	54.0	-14.78	AV	1.00	150	Vertical	Pass
6	11749.500	51.20	1.55	68.2	-17.00	Peak	293.00	150	Vertical	Pass
6**	11749.500	40.90	1.55	54.0	-13.10	AV	293.00	150	Vertical	Pass

11n20, U-NII-1, 1 GHz to 18 GHz, Low Channel, ANT H

No.	Frequency (MHz)	Results (dBuV/m)	Factor (dB)	Limit (dBuV/m)	Over Limit (dB)	Detector	Table (Degree)	Height (cm)	Antenna	Verdict
1	1200.100	53.86	-18.16	68.2	-14.34	Peak	86.00	150	Horizontal	Pass
1**	1200.100	47.36	-18.16	54.0	-6.64	AV	86.00	150	Horizontal	Pass
2	2875.600	45.64	-10.55	68.2	-22.56	Peak	78.00	150	Horizontal	Pass
2**	2875.600	34.98	-10.55	54.0	-19.02	AV	78.00	150	Horizontal	Pass
3	4301.000	48.42	-4.88	68.2	-19.78	Peak	322.00	150	Horizontal	Pass
3**	4301.000	39.22	-4.88	54.0	-14.78	AV	322.00	150	Horizontal	Pass
4	5175.000	103.62	-3.15	--	--	Peak	44.00	150	Horizontal	N/A
4**	5175.000	96.51	-3.15	--	--	AV	44.00	150	Horizontal	N/A
5	7489.612	48.77	-1.82	68.2	-19.43	Peak	346.00	150	Horizontal	Pass
5**	7489.612	39.34	-1.82	54.0	-14.66	AV	346.00	150	Horizontal	Pass
6	12264.988	51.39	2.54	68.2	-16.81	Peak	147.00	150	Horizontal	Pass
6**	12264.988	41.87	2.54	54.0	-12.13	AV	147.00	150	Horizontal	Pass

11n20, U-NII-1, 1 GHz to 18 GHz, Low Channel, ANT V

No.	Frequency (MHz)	Results (dBuV/m)	Factor (dB)	Limit (dBuV/m)	Over Limit (dB)	Detector	Table (Degree)	Height (cm)	Antenna	Verdict
1	1199.100	50.27	-18.17	68.2	-17.93	Peak	103.00	150	Vertical	Pass
1**	1199.100	43.25	-18.17	54.0	-10.75	AV	103.00	150	Vertical	Pass
2	2771.600	44.19	-11.22	68.2	-24.01	Peak	204.00	150	Vertical	Pass
2**	2771.600	34.24	-11.22	54.0	-19.76	AV	204.00	150	Vertical	Pass
3	4236.400	48.47	-5.16	68.2	-19.73	Peak	31.00	150	Vertical	Pass
3**	4236.400	38.72	-5.16	54.0	-15.28	AV	31.00	150	Vertical	Pass
4	5173.800	105.54	-3.14	--	--	Peak	64.00	150	Vertical	N/A
4**	5173.800	97.80	-3.14	--	--	AV	64.00	150	Vertical	N/A
5	7545.675	48.51	-1.58	68.2	-19.69	Peak	49.00	150	Vertical	Pass
5**	7545.675	40.22	-1.58	54.0	-13.78	AV	49.00	150	Vertical	Pass
6	12232.500	50.71	2.63	68.2	-17.49	Peak	78.00	150	Vertical	Pass
6**	12232.500	41.21	2.63	54.0	-12.79	AV	78.00	150	Vertical	Pass

11n20, U-NII-1, 1 GHz to 18 GHz, Middle Channel, ANT H

No.	Frequency (MHz)	Results (dBuV/m)	Factor (dB)	Limit (dBuV/m)	Over Limit (dB)	Detector	Table (Degree)	Height (cm)	Antenna	Verdict
1	1208.300	54.04	-18.18	68.2	-14.16	Peak	95.00	150	Horizontal	Pass
1**	1208.300	41.04	-18.18	54.0	-12.96	AV	95.00	150	Horizontal	Pass
2	2854.300	45.10	-10.66	68.2	-23.10	Peak	95.00	150	Horizontal	Pass
2**	2854.300	33.97	-10.66	54.0	-20.03	AV	95.00	150	Horizontal	Pass
3	4274.800	48.25	-4.77	68.2	-19.95	Peak	231.00	150	Horizontal	Pass
3**	4274.800	40.17	-4.77	54.0	-13.83	AV	231.00	150	Horizontal	Pass
4	5225.000	105.69	-3.48	--	--	Peak	51.00	150	Horizontal	N/A
4**	5225.000	97.55	-3.48	--	--	AV	51.00	150	Horizontal	N/A
5	7548.550	48.31	-1.59	68.2	-19.89	Peak	20.00	150	Horizontal	Pass
5**	7548.550	39.15	-1.59	54.0	-14.85	AV	20.00	150	Horizontal	Pass
6	12256.075	50.89	2.61	68.2	-17.31	Peak	133.00	150	Horizontal	Pass
6**	12256.075	40.77	2.61	54.0	-13.23	AV	133.00	150	Horizontal	Pass

11n20, U-NII-1, 1 GHz to 18 GHz, Middle Channel, ANT V

No.	Frequency (MHz)	Results (dBuV/m)	Factor (dB)	Limit (dBuV/m)	Over Limit (dB)	Detector	Table (Degree)	Height (cm)	Antenna	Verdict
1	1201.100	50.54	-18.15	68.2	-17.66	Peak	103.00	150	Vertical	Pass
1**	1201.100	43.34	-18.15	54.0	-10.66	AV	103.00	150	Vertical	Pass
2	2840.800	44.25	-10.82	68.2	-23.95	Peak	239.00	150	Vertical	Pass
2**	2840.800	34.77	-10.82	54.0	-19.23	AV	239.00	150	Vertical	Pass
3	4293.600	49.15	-4.79	68.2	-19.05	Peak	174.00	150	Vertical	Pass
3**	4293.600	39.31	-4.79	54.0	-14.69	AV	174.00	150	Vertical	Pass
4	5214.200	107.25	-3.42	--	--	Peak	62.00	150	Vertical	N/A
4**	5214.200	99.06	-3.42	--	--	AV	62.00	150	Vertical	N/A
5	7637.100	48.55	-2.19	68.2	-19.65	Peak	92.00	150	Vertical	Pass
5**	7637.100	39.59	-2.19	54.0	-14.41	AV	92.00	150	Vertical	Pass
6	11647.438	51.56	2.53	68.2	-16.64	Peak	1.00	150	Vertical	Pass
6**	11647.438	41.30	2.53	54.0	-12.70	AV	1.00	150	Vertical	Pass

11n20, U-NII-1, 1 GHz to 18 GHz, High Channel, ANT H

No.	Frequency (MHz)	Results (dBuV/m)	Factor (dB)	Limit (dBuV/m)	Over Limit (dB)	Detector	Table (Degree)	Height (cm)	Antenna	Verdict
1	1200.300	53.91	-18.16	68.2	-14.29	Peak	80.00	150	Horizontal	Pass
1**	1200.300	47.61	-18.16	54.0	-6.39	AV	80.00	150	Horizontal	Pass
2	2749.100	43.88	-10.81	68.2	-24.32	Peak	63.00	150	Horizontal	Pass
2**	2749.100	33.95	-10.81	54.0	-20.05	AV	63.00	150	Horizontal	Pass
3	4284.400	48.99	-4.68	68.2	-19.21	Peak	135.00	150	Horizontal	Pass
3**	4284.400	39.65	-4.68	54.0	-14.35	AV	135.00	150	Horizontal	Pass
4	5233.200	104.32	-3.61	--	--	Peak	46.00	150	Horizontal	N/A
4**	5233.200	96.81	-3.61	--	--	AV	46.00	150	Horizontal	N/A
5	7390.425	49.24	-1.73	68.2	-18.96	Peak	101.00	150	Horizontal	Pass
5**	7390.425	38.51	-1.73	54.0	-15.49	AV	101.00	150	Horizontal	Pass
6	12239.400	50.98	2.64	68.2	-17.22	Peak	177.00	150	Horizontal	Pass
6**	12239.400	41.61	2.64	54.0	-12.39	AV	177.00	150	Horizontal	Pass

11n20, U-NII-1, 1 GHz to 18 GHz, High Channel, ANT V

No.	Frequency (MHz)	Results (dBuV/m)	Factor (dB)	Limit (dBuV/m)	Over Limit (dB)	Detector	Table (Degree)	Height (cm)	Antenna	Verdict
1	1201.000	50.38	-18.15	68.2	-17.82	Peak	96.00	150	Vertical	Pass
1**	1201.000	42.55	-18.15	54.0	-11.45	AV	96.00	150	Vertical	Pass
2	2742.900	44.20	-10.67	68.2	-24.00	Peak	78.00	150	Vertical	Pass
2**	2742.900	34.36	-10.67	54.0	-19.64	AV	78.00	150	Vertical	Pass
3	4278.200	48.51	-4.76	68.2	-19.69	Peak	164.00	150	Vertical	Pass
3**	4278.200	38.59	-4.76	54.0	-15.41	AV	164.00	150	Vertical	Pass
4	5246.400	105.84	-3.79	--	--	Peak	65.00	150	Vertical	N/A
4**	5246.400	97.60	-3.79	--	--	AV	65.00	150	Vertical	N/A
5	7575.288	48.80	-2.12	68.2	-19.40	Peak	100.00	150	Vertical	Pass
5**	7575.288	38.73	-2.12	54.0	-15.27	AV	100.00	150	Vertical	Pass
6	11693.438	51.27	2.36	68.2	-16.93	Peak	81.00	150	Vertical	Pass
6**	11693.438	41.58	2.36	54.0	-12.42	AV	81.00	150	Vertical	Pass

11n40, U-NII-1, 1 GHz to 18 GHz, Low Channel, ANT H

No.	Frequency (MHz)	Results (dBuV/m)	Factor (dB)	Limit (dBuV/m)	Over Limit (dB)	Detector	Table (Degree)	Height (cm)	Antenna	Verdict
1	1200.200	53.71	-18.16	68.2	-14.49	Peak	82.00	150	Horizontal	Pass
1**	1200.200	47.14	-18.16	54.0	-6.86	AV	82.00	150	Horizontal	Pass
2	2742.900	44.13	-10.67	68.2	-24.07	Peak	264.00	150	Horizontal	Pass
2**	2742.900	34.63	-10.67	54.0	-19.37	AV	264.00	150	Horizontal	Pass
3	4275.200	48.47	-4.77	68.2	-19.73	Peak	107.00	150	Horizontal	Pass
3**	4275.200	39.19	-4.77	54.0	-14.81	AV	107.00	150	Horizontal	Pass
4	5203.400	100.74	-3.35	--	--	Peak	51.00	150	Horizontal	N/A
4**	5203.400	93.68	-3.35	--	--	AV	51.00	150	Horizontal	N/A
5	7548.550	48.17	-1.59	68.2	-20.03	Peak	120.00	150	Horizontal	Pass
5**	7548.550	39.62	-1.59	54.0	-14.38	AV	120.00	150	Horizontal	Pass
6	12287.412	50.65	2.36	68.2	-17.55	Peak	43.00	150	Horizontal	Pass
6**	12287.412	40.94	2.36	54.0	-13.06	AV	43.00	150	Horizontal	Pass

11n40, U-NII-1, 1 GHz to 18 GHz, Low Channel, ANT V

No.	Frequency (MHz)	Results (dBuV/m)	Factor (dB)	Limit (dBuV/m)	Over Limit (dB)	Detector	Table (Degree)	Height (cm)	Antenna	Verdict
1	1199.600	50.09	-18.17	68.2	-18.11	Peak	99.00	150	Vertical	Pass
1**	1199.600	42.64	-18.17	54.0	-11.36	AV	99.00	150	Vertical	Pass
2	2826.100	44.53	-10.49	68.2	-23.67	Peak	253.00	150	Vertical	Pass
2**	2826.100	35.22	-10.49	54.0	-18.78	AV	253.00	150	Vertical	Pass
3	4290.600	48.83	-4.78	68.2	-19.37	Peak	264.00	150	Vertical	Pass
3**	4290.600	39.56	-4.78	54.0	-14.44	AV	264.00	150	Vertical	Pass
4	5201.400	102.82	-3.33	--	--	Peak	61.00	150	Vertical	N/A
4**	5201.400	94.60	-3.33	--	--	AV	61.00	150	Vertical	N/A
5	7544.813	48.51	-1.60	68.2	-19.69	Peak	16.00	150	Vertical	Pass
5**	7544.813	38.72	-1.60	54.0	-15.28	AV	16.00	150	Vertical	Pass
6	11724.775	51.07	1.93	68.2	-17.13	Peak	1.00	150	Vertical	Pass
6**	11724.775	41.37	1.93	54.0	-12.63	AV	1.00	150	Vertical	Pass

11n40, U-NII-1, 1 GHz to 18 GHz, High Channel, ANT H

No.	Frequency (MHz)	Results (dBuV/m)	Factor (dB)	Limit (dBuV/m)	Over Limit (dB)	Detector	Table (Degree)	Height (cm)	Antenna	Verdict
1	1199.900	53.68	-18.16	68.2	-14.52	Peak	89.00	150	Horizontal	Pass
1**	1199.900	46.55	-18.16	54.0	-7.45	AV	89.00	150	Horizontal	Pass
2	2807.000	44.72	-10.95	68.2	-23.48	Peak	24.00	150	Horizontal	Pass
2**	2807.000	34.50	-10.95	54.0	-19.50	AV	24.00	150	Horizontal	Pass
3	4269.000	48.62	-4.83	68.2	-19.58	Peak	235.00	150	Horizontal	Pass
3**	4269.000	39.16	-4.83	54.0	-14.84	AV	235.00	150	Horizontal	Pass
4	5217.000	101.98	-3.41	--	--	Peak	45.00	150	Horizontal	N/A
4**	5217.000	93.85	-3.41	--	--	AV	45.00	150	Horizontal	N/A
5	7399.912	47.94	-1.61	68.2	-20.26	Peak	301.00	150	Horizontal	Pass
5**	7399.912	39.83	-1.61	54.0	-14.17	AV	301.00	150	Horizontal	Pass
6	11685.387	50.86	2.42	68.2	-17.34	Peak	291.00	150	Horizontal	Pass
6**	11685.387	42.12	2.42	54.0	-11.88	AV	291.00	150	Horizontal	Pass

11n40, U-NII-1, 1 GHz to 18 GHz, High Channel, ANT V

No.	Frequency (MHz)	Results (dBuV/m)	Factor (dB)	Limit (dBuV/m)	Over Limit (dB)	Detector	Table (Degree)	Height (cm)	Antenna	Verdict
1	1201.100	50.40	-18.15	68.2	-17.80	Peak	97.00	150	Vertical	Pass
1**	1201.100	42.91	-18.15	54.0	-11.09	AV	97.00	150	Vertical	Pass
2	2731.100	44.17	-10.69	68.2	-24.03	Peak	289.00	150	Vertical	Pass
2**	2731.100	34.53	-10.69	54.0	-19.47	AV	289.00	150	Vertical	Pass
3	4198.200	48.59	-5.25	68.2	-19.61	Peak	244.00	150	Vertical	Pass
3**	4198.200	38.51	-5.25	54.0	-15.49	AV	244.00	150	Vertical	Pass
4	5215.600	102.97	-3.41	--	--	Peak	67.00	150	Vertical	N/A
4**	5215.600	95.63	-3.41	--	--	AV	67.00	150	Vertical	N/A
5	7486.450	48.50	-1.86	68.2	-19.70	Peak	178.00	150	Vertical	Pass
5**	7486.450	38.93	-1.86	54.0	-15.07	AV	178.00	150	Vertical	Pass
6	11675.037	51.09	2.46	68.2	-17.11	Peak	360.00	150	Vertical	Pass
6**	11675.037	41.60	2.46	54.0	-12.40	AV	360.00	150	Vertical	Pass

11ac20, U-NII-1, 1 GHz to 18 GHz, Low Channel, ANT H

No.	Frequency (MHz)	Results (dBuV/m)	Factor (dB)	Limit (dBuV/m)	Over Limit (dB)	Detector	Table (Degree)	Height (cm)	Antenna	Verdict
1	1200.200	53.28	-18.16	68.2	-14.92	Peak	84.00	150	Horizontal	Pass
1**	1200.200	47.59	-18.16	54.0	-6.41	AV	84.00	150	Horizontal	Pass
2	2768.000	44.65	-11.23	68.2	-23.55	Peak	263.00	150	Horizontal	Pass
2**	2768.000	34.41	-11.23	54.0	-19.59	AV	263.00	150	Horizontal	Pass
3	4281.000	48.70	-4.77	68.2	-19.50	Peak	344.00	150	Horizontal	Pass
3**	4281.000	39.37	-4.77	54.0	-14.63	AV	344.00	150	Horizontal	Pass
4	5187.000	101.71	-3.16	--	--	Peak	42.00	150	Horizontal	N/A
4**	5187.000	94.66	-3.16	--	--	AV	42.00	150	Horizontal	N/A
5	7440.163	48.55	-2.34	68.2	-19.65	Peak	37.00	150	Horizontal	Pass
5**	7440.163	38.52	-2.34	54.0	-15.48	AV	37.00	150	Horizontal	Pass
6	11679.638	50.77	2.44	68.2	-17.43	Peak	265.00	150	Horizontal	Pass
6**	11679.638	41.83	2.44	54.0	-12.17	AV	265.00	150	Horizontal	Pass

11ac20, U-NII-1, 1 GHz to 18 GHz, Low Channel, ANT V

No.	Frequency (MHz)	Results (dBuV/m)	Factor (dB)	Limit (dBuV/m)	Over Limit (dB)	Detector	Table (Degree)	Height (cm)	Antenna	Verdict
1	1199.500	50.40	-18.17	68.2	-17.80	Peak	95.00	150	Vertical	Pass
1**	1199.500	43.89	-18.17	54.0	-10.11	AV	95.00	150	Vertical	Pass
2	2794.000	43.62	-11.21	68.2	-24.58	Peak	172.00	150	Vertical	Pass
2**	2794.000	32.66	-11.21	54.0	-21.34	AV	172.00	150	Vertical	Pass
3	4292.400	48.16	-4.75	68.2	-20.04	Peak	159.00	150	Vertical	Pass
3**	4292.400	38.79	-4.75	54.0	-15.21	AV	159.00	150	Vertical	Pass
4	5175.600	103.60	-3.15	--	--	Peak	82.00	150	Vertical	N/A
4**	5175.600	96.59	-3.15	--	--	AV	82.00	150	Vertical	N/A
5	7554.588	48.63	-1.57	68.2	-19.57	Peak	255.00	150	Vertical	Pass
5**	7554.588	39.37	-1.57	54.0	-14.63	AV	255.00	150	Vertical	Pass
6	11695.450	50.63	2.34	68.2	-17.57	Peak	42.00	150	Vertical	Pass
6**	11695.450	41.56	2.34	54.0	-12.44	AV	42.00	150	Vertical	Pass

11ac20, U-NII-1, 1 GHz to 18 GHz, Middle Channel, ANT H

No.	Frequency (MHz)	Results (dBuV/m)	Factor (dB)	Limit (dBuV/m)	Over Limit (dB)	Detector	Table (Degree)	Height (cm)	Antenna	Verdict
1	1199.600	53.94	-18.17	68.2	-14.26	Peak	87.00	150	Horizontal	Pass
1**	1199.600	46.53	-18.17	54.0	-7.47	AV	87.00	150	Horizontal	Pass
2	2834.900	42.66	-10.78	68.2	-25.54	Peak	27.00	150	Horizontal	Pass
2**	2834.900	33.21	-10.78	54.0	-20.79	AV	27.00	150	Horizontal	Pass
3	4283.000	47.95	-4.70	68.2	-20.25	Peak	87.00	150	Horizontal	Pass
3**	4283.000	37.92	-4.70	54.0	-16.08	AV	87.00	150	Horizontal	Pass
4	5224.600	103.81	-3.48	--	--	Peak	43.00	150	Horizontal	N/A
4**	5224.600	95.73	-3.48	--	--	AV	43.00	150	Horizontal	N/A
5	7555.163	48.81	-1.60	68.2	-19.39	Peak	0.00	150	Horizontal	Pass
5**	7555.163	39.38	-1.60	54.0	-14.62	AV	0.00	150	Horizontal	Pass
6	12191.963	51.10	2.45	68.2	-17.10	Peak	0.00	150	Horizontal	Pass
6**	12191.963	41.00	2.45	54.0	-13.00	AV	0.00	150	Horizontal	Pass

11ac20, U-NII-1, 1 GHz to 18 GHz, Middle Channel, ANT V

No.	Frequency (MHz)	Results (dBuV/m)	Factor (dB)	Limit (dBuV/m)	Over Limit (dB)	Detector	Table (Degree)	Height (cm)	Antenna	Verdict
1	1200.300	50.44	-18.16	68.2	-17.76	Peak	95.00	150	Vertical	Pass
1**	1200.300	44.02	-18.16	54.0	-9.98	AV	95.00	150	Vertical	Pass
2	2746.100	43.01	-10.77	68.2	-25.19	Peak	212.00	150	Vertical	Pass
2**	2746.100	32.86	-10.77	54.0	-21.14	AV	212.00	150	Vertical	Pass
3	4275.000	47.81	-4.77	68.2	-20.39	Peak	126.00	150	Vertical	Pass
3**	4275.000	39.71	-4.77	54.0	-14.29	AV	126.00	150	Vertical	Pass
4	5225.000	104.94	-3.48	--	--	Peak	82.00	150	Vertical	N/A
4**	5225.000	97.48	-3.48	--	--	AV	82.00	150	Vertical	N/A
5	7604.612	48.18	-2.31	68.2	-20.02	Peak	358.00	150	Vertical	Pass
5**	7604.612	39.60	-2.31	54.0	-14.40	AV	358.00	150	Vertical	Pass
6	11682.513	51.60	2.43	68.2	-16.60	Peak	217.00	150	Vertical	Pass
6**	11682.513	42.17	2.43	54.0	-11.83	AV	217.00	150	Vertical	Pass

11ac20, U-NII-1, 1 GHz to 18 GHz, High Channel, ANT H

No.	Frequency (MHz)	Results (dBuV/m)	Factor (dB)	Limit (dBuV/m)	Over Limit (dB)	Detector	Table (Degree)	Height (cm)	Antenna	Verdict
1	1199.400	53.74	-18.17	68.2	-14.46	Peak	87.00	150	Horizontal	Pass
1**	1199.400	47.21	-18.17	54.0	-6.79	AV	87.00	150	Horizontal	Pass
2	2789.100	42.73	-11.08	68.2	-25.47	Peak	19.00	150	Horizontal	Pass
2**	2789.100	33.63	-11.08	54.0	-20.37	AV	19.00	150	Horizontal	Pass
3	4289.400	47.67	-4.77	68.2	-20.53	Peak	135.00	150	Horizontal	Pass
3**	4289.400	38.14	-4.77	54.0	-15.86	AV	135.00	150	Horizontal	Pass
4	5245.200	102.96	-3.75	--	--	Peak	46.00	150	Horizontal	N/A
4**	5245.200	94.48	-3.75	--	--	AV	46.00	150	Horizontal	N/A
5	7424.637	48.18	-2.10	68.2	-20.02	Peak	199.00	150	Horizontal	Pass
5**	7424.637	38.96	-2.10	54.0	-15.04	AV	199.00	150	Horizontal	Pass
6	12212.950	51.44	2.58	68.2	-16.76	Peak	302.00	150	Horizontal	Pass
6**	12212.950	41.93	2.58	54.0	-12.07	AV	302.00	150	Horizontal	Pass

11ac20, U-NII-1, 1 GHz to 18 GHz, High Channel, ANT V

No.	Frequency (MHz)	Results (dBuV/m)	Factor (dB)	Limit (dBuV/m)	Over Limit (dB)	Detector	Table (Degree)	Height (cm)	Antenna	Verdict
1	1199.300	50.63	-18.17	68.2	-17.57	Peak	95.00	150	Vertical	Pass
1**	1199.300	44.29	-18.17	54.0	-9.71	AV	95.00	150	Vertical	Pass
2	2863.400	43.16	-10.59	68.2	-25.04	Peak	11.00	150	Vertical	Pass
2**	2863.400	32.82	-10.59	54.0	-21.18	AV	11.00	150	Vertical	Pass
3	4268.600	47.85	-4.82	68.2	-20.35	Peak	6.00	150	Vertical	Pass
3**	4268.600	38.88	-4.82	54.0	-15.12	AV	6.00	150	Vertical	Pass
4	5244.600	104.02	-3.73	--	--	Peak	50.00	150	Vertical	N/A
4**	5244.600	96.58	-3.73	--	--	AV	50.00	150	Vertical	N/A
5	7493.925	48.35	-1.86	68.2	-19.85	Peak	0.00	150	Vertical	Pass
5**	7493.925	38.83	-1.86	54.0	-15.17	AV	0.00	150	Vertical	Pass
6	11700.338	51.17	2.30	68.2	-17.03	Peak	247.00	150	Vertical	Pass
6**	11700.338	41.64	2.30	54.0	-12.36	AV	247.00	150	Vertical	Pass

11ac40, U-NII-1, 1 GHz to 18 GHz, Low Channel, ANT H

No.	Frequency (MHz)	Results (dBuV/m)	Factor (dB)	Limit (dBuV/m)	Over Limit (dB)	Detector	Table (Degree)	Height (cm)	Antenna	Verdict
1	1200.600	53.47	-18.16	68.2	-14.73	Peak	95.00	150	Horizontal	Pass
1**	1200.600	46.60	-18.16	54.0	-7.40	AV	95.00	150	Horizontal	Pass
2	2798.500	42.44	-11.14	68.2	-25.76	Peak	199.00	150	Horizontal	Pass
2**	2798.500	33.06	-11.14	54.0	-20.94	AV	199.00	150	Horizontal	Pass
3	4275.800	47.48	-4.77	68.2	-20.72	Peak	214.00	150	Horizontal	Pass
3**	4275.800	38.76	-4.77	54.0	-15.24	AV	214.00	150	Horizontal	Pass
4	5203.600	98.52	-3.35	--	--	Peak	47.00	150	Horizontal	N/A
4**	5203.600	91.30	-3.35	--	--	AV	47.00	150	Horizontal	N/A
5	7535.612	48.21	-1.75	68.2	-19.99	Peak	257.00	150	Horizontal	Pass
5**	7535.612	38.62	-1.75	54.0	-15.38	AV	257.00	150	Horizontal	Pass
6	11678.775	51.28	2.44	68.2	-16.92	Peak	52.00	150	Horizontal	Pass
6**	11678.775	42.64	2.44	54.0	-11.36	AV	52.00	150	Horizontal	Pass

11ac40, U-NII-1, 1 GHz to 18 GHz, Low Channel, ANT V

No.	Frequency (MHz)	Results (dBuV/m)	Factor (dB)	Limit (dBuV/m)	Over Limit (dB)	Detector	Table (Degree)	Height (cm)	Antenna	Verdict
1	1199.100	50.39	-18.17	68.2	-17.81	Peak	95.00	150	Vertical	Pass
1**	1199.100	43.05	-18.17	54.0	-10.95	AV	95.00	150	Vertical	Pass
2	2818.100	42.51	-10.61	68.2	-25.69	Peak	189.00	150	Vertical	Pass
2**	2818.100	34.10	-10.61	54.0	-19.90	AV	189.00	150	Vertical	Pass
3	4197.000	47.53	-5.26	68.2	-20.67	Peak	191.00	150	Vertical	Pass
3**	4197.000	38.51	-5.26	54.0	-15.49	AV	191.00	150	Vertical	Pass
4	5206.800	101.64	-3.38	--	--	Peak	67.00	150	Vertical	N/A
4**	5206.800	93.42	-3.38	--	--	AV	67.00	150	Vertical	N/A
5	7555.163	48.46	-1.60	68.2	-19.74	Peak	360.00	150	Vertical	Pass
5**	7555.163	39.98	-1.60	54.0	-14.02	AV	360.00	150	Vertical	Pass
6	12222.151	51.54	2.60	68.2	-16.66	Peak	33.00	150	Vertical	Pass
6**	12222.151	42.18	2.60	54.0	-11.82	AV	33.00	150	Vertical	Pass

11ac40, U-NII-1, 1 GHz to 18 GHz, High Channel, ANT H

No.	Frequency (MHz)	Results (dBuV/m)	Factor (dB)	Limit (dBuV/m)	Over Limit (dB)	Detector	Table (Degree)	Height (cm)	Antenna	Verdict
1	1198.400	53.37	-18.18	68.2	-14.83	Peak	87.00	150	Horizontal	Pass
1**	1198.400	46.82	-18.18	54.0	-7.18	AV	87.00	150	Horizontal	Pass
2	2806.000	42.36	-11.00	68.2	-25.84	Peak	112.00	150	Horizontal	Pass
2**	2806.000	34.56	-11.00	54.0	-19.44	AV	112.00	150	Horizontal	Pass
3	4274.800	47.67	-4.77	68.2	-20.53	Peak	235.00	150	Horizontal	Pass
3**	4274.800	39.18	-4.77	54.0	-14.82	AV	235.00	150	Horizontal	Pass
4	5214.600	100.63	-3.42	--	--	Peak	43.00	150	Horizontal	N/A
4**	5214.600	93.60	-3.42	--	--	AV	43.00	150	Horizontal	N/A
5	7364.837	49.39	-2.04	68.2	-18.81	Peak	1.00	150	Horizontal	Pass
5**	7364.837	38.65	-2.04	54.0	-15.35	AV	1.00	150	Horizontal	Pass
6	11660.088	51.45	2.52	68.2	-16.75	Peak	192.00	150	Horizontal	Pass
6**	11660.088	41.95	2.52	54.0	-12.05	AV	192.00	150	Horizontal	Pass

11ac40, U-NII-1, 1 GHz to 18 GHz, High Channel, ANT V

No.	Frequency (MHz)	Results (dBuV/m)	Factor (dB)	Limit (dBuV/m)	Over Limit (dB)	Detector	Table (Degree)	Height (cm)	Antenna	Verdict
1	1198.800	50.53	-18.18	68.2	-17.67	Peak	95.00	150	Vertical	Pass
1**	1198.800	42.53	-18.18	54.0	-11.47	AV	95.00	150	Vertical	Pass
2	2818.800	43.54	-10.62	68.2	-24.66	Peak	304.00	150	Vertical	Pass
2**	2818.800	33.53	-10.62	54.0	-20.47	AV	304.00	150	Vertical	Pass
3	4286.200	47.85	-4.73	68.2	-20.35	Peak	266.00	150	Vertical	Pass
3**	4286.200	39.11	-4.73	54.0	-14.89	AV	266.00	150	Vertical	Pass
4	5218.400	101.77	-3.46	--	--	Peak	62.00	150	Vertical	N/A
4**	5218.400	94.10	-3.46	--	--	AV	62.00	150	Vertical	N/A
5	7542.800	48.26	-1.63	68.2	-19.94	Peak	156.00	150	Vertical	Pass
5**	7542.800	40.30	-1.63	54.0	-13.70	AV	156.00	150	Vertical	Pass
6	11726.500	51.06	1.90	68.2	-17.14	Peak	315.00	150	Vertical	Pass
6**	11726.500	40.74	1.90	54.0	-13.26	AV	315.00	150	Vertical	Pass

11ac80, U-NII-1, 1 GHz to 18 GHz, Middle Channel, ANT H

No.	Frequency (MHz)	Results (dBuV/m)	Factor (dB)	Limit (dBuV/m)	Over Limit (dB)	Detector	Table (Degree)	Height (cm)	Antenna	Verdict
1	1198.700	53.66	-18.18	68.2	-14.54	Peak	87.00	150	Horizontal	Pass
1**	1198.700	46.77	-18.18	54.0	-7.23	AV	87.00	150	Horizontal	Pass
2	2812.200	42.99	-10.82	68.2	-25.21	Peak	1.00	150	Horizontal	Pass
2**	2812.200	33.66	-10.82	54.0	-20.34	AV	1.00	150	Horizontal	Pass
3	4296.800	47.49	-4.91	68.2	-20.71	Peak	42.00	150	Horizontal	Pass
3**	4296.800	39.42	-4.91	54.0	-14.58	AV	42.00	150	Horizontal	Pass
4	5228.400	98.42	-3.53	--	--	Peak	42.00	150	Horizontal	N/A
4**	5228.400	90.39	-3.53	--	--	AV	42.00	150	Horizontal	N/A
5	7560.050	48.58	-1.75	68.2	-19.62	Peak	357.00	150	Horizontal	Pass
5**	7560.050	39.39	-1.75	54.0	-14.61	AV	357.00	150	Horizontal	Pass
6	11688.549	51.03	2.40	68.2	-17.17	Peak	43.00	150	Horizontal	Pass
6**	11688.549	42.49	2.40	54.0	-11.51	AV	43.00	150	Horizontal	Pass

11ac80, U-NII-1, 1 GHz to 18 GHz, Middle Channel, ANT V

No.	Frequency (MHz)	Results (dBuV/m)	Factor (dB)	Limit (dBuV/m)	Over Limit (dB)	Detector	Table (Degree)	Height (cm)	Antenna	Verdict
1	1199.900	50.23	-18.16	68.2	-17.97	Peak	95.00	150	Vertical	Pass
1**	1199.900	42.47	-18.16	54.0	-11.53	AV	95.00	150	Vertical	Pass
2	2811.500	42.64	-10.82	68.2	-25.56	Peak	188.00	150	Vertical	Pass
2**	2811.500	33.38	-10.82	54.0	-20.62	AV	188.00	150	Vertical	Pass
3	4275.200	48.20	-4.77	68.2	-20.00	Peak	209.00	150	Vertical	Pass
3**	4275.200	41.43	-4.77	54.0	-12.57	AV	209.00	150	Vertical	Pass
4	5218.800	100.68	-3.47	--	--	Peak	64.00	150	Vertical	N/A
4**	5218.800	92.13	-3.47	--	--	AV	64.00	150	Vertical	N/A
5	7378.925	48.44	-1.73	68.2	-19.76	Peak	166.00	150	Vertical	Pass
5**	7378.925	39.00	-1.73	54.0	-15.00	AV	166.00	150	Vertical	Pass
6	11694.588	50.62	2.35	68.2	-17.58	Peak	137.00	150	Vertical	Pass
6**	11694.588	41.92	2.35	54.0	-12.08	AV	137.00	150	Vertical	Pass

MIMO

11a, U-NII-1, 1 GHz to 18 GHz, Low Channel, ANT H

No.	Frequency (MHz)	Results (dBuV/m)	Factor (dB)	Limit (dBuV/m)	Over Limit (dB)	Detector	Table (Degree)	Height (cm)	Antenna	Verdict
1	1200.500	53.22	-18.16	68.2	-14.98	Peak	95.00	150	Horizontal	Pass
1**	1200.500	47.15	-18.16	54.0	-6.85	AV	95.00	150	Horizontal	Pass
2	2795.100	42.33	-11.19	68.2	-25.87	Peak	103.00	150	Horizontal	Pass
2**	2795.100	33.40	-11.19	54.0	-20.60	AV	103.00	150	Horizontal	Pass
3	4301.600	47.33	-4.89	68.2	-20.87	Peak	40.00	150	Horizontal	Pass
3**	4301.600	39.51	-4.89	54.0	-14.49	AV	40.00	150	Horizontal	Pass
4	5174.400	107.06	-3.14	--	--	Peak	265.00	150	Horizontal	N/A
4**	5174.400	100.63	-3.14	--	--	AV	265.00	150	Horizontal	N/A
5	7482.138	48.49	-1.80	68.2	-19.71	Peak	1.00	150	Horizontal	Pass
5**	7482.138	39.28	-1.80	54.0	-14.72	AV	1.00	150	Horizontal	Pass
6	12238.825	51.17	2.64	68.2	-17.03	Peak	138.00	150	Horizontal	Pass
6**	12238.825	42.19	2.64	54.0	-11.81	AV	138.00	150	Horizontal	Pass

11a, U-NII-1, 1 GHz to 18 GHz, Low Channel, ANT V

No.	Frequency (MHz)	Results (dBuV/m)	Factor (dB)	Limit (dBuV/m)	Over Limit (dB)	Detector	Table (Degree)	Height (cm)	Antenna	Verdict
1	1200.000	50.54	-18.16	68.2	-17.66	Peak	96.00	150	Vertical	Pass
1**	1200.000	43.17	-18.16	54.0	-10.83	AV	96.00	150	Vertical	Pass
2	2812.900	42.91	-10.82	68.2	-25.29	Peak	37.00	150	Vertical	Pass
2**	2812.900	32.88	-10.82	54.0	-21.12	AV	37.00	150	Vertical	Pass
3	4234.200	47.90	-5.12	68.2	-20.30	Peak	99.00	150	Vertical	Pass
3**	4234.200	37.40	-5.12	54.0	-16.60	AV	99.00	150	Vertical	Pass
4	5186.200	108.46	-3.18	--	--	Peak	66.00	150	Vertical	N/A
4**	5186.200	101.28	-3.18	--	--	AV	66.00	150	Vertical	N/A
5	7584.487	48.51	-2.23	68.2	-19.69	Peak	211.00	150	Vertical	Pass
5**	7584.487	39.22	-2.23	54.0	-14.78	AV	211.00	150	Vertical	Pass
6	11673.312	51.08	2.46	68.2	-17.12	Peak	23.00	150	Vertical	Pass
6**	11673.312	42.93	2.46	54.0	-11.07	AV	23.00	150	Vertical	Pass

11a, U-NII-1, 1 GHz to 18 GHz, Middle Channel, ANT H

No.	Frequency (MHz)	Results (dBuV/m)	Factor (dB)	Limit (dBuV/m)	Over Limit (dB)	Detector	Table (Degree)	Height (cm)	Antenna	Verdict
1	1199.900	53.33	-18.16	68.2	-14.87	Peak	91.00	150	Horizontal	Pass
1**	1199.900	47.18	-18.16	54.0	-6.82	AV	91.00	150	Horizontal	Pass
2	2805.800	42.72	-11.01	68.2	-25.48	Peak	217.00	150	Horizontal	Pass
2**	2805.800	33.32	-11.01	54.0	-20.68	AV	217.00	150	Horizontal	Pass
3	4285.600	48.81	-4.72	68.2	-19.39	Peak	202.00	150	Horizontal	Pass
3**	4285.600	39.07	-4.72	54.0	-14.93	AV	202.00	150	Horizontal	Pass
4	5223.600	107.57	-3.47	--	--	Peak	280.00	150	Horizontal	N/A
4**	5223.600	100.87	-3.47	--	--	AV	280.00	150	Horizontal	N/A
5	7472.362	48.88	-2.01	68.2	-19.32	Peak	213.00	150	Horizontal	Pass
5**	7472.362	38.88	-2.01	54.0	-15.12	AV	213.00	150	Horizontal	Pass
6	11630.763	50.80	2.34	68.2	-17.40	Peak	44.00	150	Horizontal	Pass
6**	11630.763	42.06	2.34	54.0	-11.94	AV	44.00	150	Horizontal	Pass

11a, U-NII-1, 1 GHz to 18 GHz, Middle Channel, ANT V

No.	Frequency (MHz)	Results (dBuV/m)	Factor (dB)	Limit (dBuV/m)	Over Limit (dB)	Detector	Table (Degree)	Height (cm)	Antenna	Verdict
1	1199.500	50.26	-18.17	68.2	-17.94	Peak	97.00	150	Vertical	Pass
1**	1199.500	43.14	-18.17	54.0	-10.86	AV	97.00	150	Vertical	Pass
2	2817.400	42.60	-10.62	68.2	-25.60	Peak	184.00	150	Vertical	Pass
2**	2817.400	33.13	-10.62	54.0	-20.87	AV	184.00	150	Vertical	Pass
3	4300.400	47.57	-4.88	68.2	-20.63	Peak	330.00	150	Vertical	Pass
3**	4300.400	37.86	-4.88	54.0	-16.14	AV	330.00	150	Vertical	Pass
4	5212.200	108.72	-3.41	--	--	Peak	250.00	150	Vertical	N/A
4**	5212.200	102.14	-3.41	--	--	AV	250.00	150	Vertical	N/A
5	7566.950	48.47	-2.01	68.2	-19.73	Peak	1.00	150	Vertical	Pass
5**	7566.950	38.60	-2.01	54.0	-15.40	AV	1.00	150	Vertical	Pass
6	11647.438	51.07	2.53	68.2	-17.13	Peak	359.00	150	Vertical	Pass
6**	11647.438	42.14	2.53	54.0	-11.86	AV	359.00	150	Vertical	Pass

11a, U-NII-1, 1 GHz to 18 GHz, High Channel, ANT H

No.	Frequency (MHz)	Results (dBuV/m)	Factor (dB)	Limit (dBuV/m)	Over Limit (dB)	Detector	Table (Degree)	Height (cm)	Antenna	Verdict
1	1199.500	53.37	-18.17	68.2	-14.83	Peak	85.00	150	Horizontal	Pass
1**	1199.500	45.69	-18.17	54.0	-8.31	AV	85.00	150	Horizontal	Pass
2	2881.400	43.60	-10.12	68.2	-24.60	Peak	12.00	150	Horizontal	Pass
2**	2881.400	33.99	-10.12	54.0	-20.01	AV	12.00	150	Horizontal	Pass
3	4269.400	47.38	-4.83	68.2	-20.82	Peak	203.00	150	Horizontal	Pass
3**	4269.400	38.69	-4.83	54.0	-15.31	AV	203.00	150	Horizontal	Pass
4	5233.400	107.49	-3.61	--	--	Peak	269.00	150	Horizontal	N/A
4**	5233.400	101.52	-3.61	--	--	AV	269.00	150	Horizontal	N/A
5	7552.575	49.23	-1.56	68.2	-18.97	Peak	74.00	150	Horizontal	Pass
5**	7552.575	40.35	-1.56	54.0	-13.65	AV	74.00	150	Horizontal	Pass
6	12399.250	51.50	1.77	68.2	-16.70	Peak	74.00	150	Horizontal	Pass
6**	12399.250	41.79	1.77	54.0	-12.21	AV	74.00	150	Horizontal	Pass

11a, U-NII-1, 1 GHz to 18 GHz, High Channel, ANT V

No.	Frequency (MHz)	Results (dBuV/m)	Factor (dB)	Limit (dBuV/m)	Over Limit (dB)	Detector	Table (Degree)	Height (cm)	Antenna	Verdict
1	1198.400	50.47	-18.18	68.2	-17.73	Peak	94.00	150	Vertical	Pass
1**	1198.400	42.69	-18.18	54.0	-11.31	AV	94.00	150	Vertical	Pass
2	2881.600	43.20	-10.10	68.2	-25.00	Peak	40.00	150	Vertical	Pass
2**	2881.600	33.10	-10.10	54.0	-20.90	AV	40.00	150	Vertical	Pass
3	4293.800	47.66	-4.80	68.2	-20.54	Peak	141.00	150	Vertical	Pass
3**	4293.800	38.68	-4.80	54.0	-15.32	AV	141.00	150	Vertical	Pass
4	5234.000	107.99	-3.62	--	--	Peak	255.00	150	Vertical	N/A
4**	5234.000	101.57	-3.62	--	--	AV	255.00	150	Vertical	N/A
5	7480.413	48.20	-1.92	68.2	-20.00	Peak	133.00	150	Vertical	Pass
5**	7480.413	39.39	-1.92	54.0	-14.61	AV	133.00	150	Vertical	Pass
6	11712.987	51.23	2.11	68.2	-16.97	Peak	227.00	150	Vertical	Pass
6**	11712.987	41.51	2.11	54.0	-12.49	AV	227.00	150	Vertical	Pass

11n20, U-NII-1, 1 GHz to 18 GHz, Low Channel, ANT H

No.	Frequency (MHz)	Results (dBuV/m)	Factor (dB)	Limit (dBuV/m)	Over Limit (dB)	Detector	Table (Degree)	Height (cm)	Antenna	Verdict
1	1202.100	53.46	-18.12	68.2	-14.74	Peak	85.00	150	Horizontal	Pass
1**	1202.100	47.48	-18.12	54.0	-6.52	AV	85.00	150	Horizontal	Pass
2	2820.300	42.52	-10.61	68.2	-25.68	Peak	322.00	150	Horizontal	Pass
2**	2820.300	33.45	-10.61	54.0	-20.55	AV	322.00	150	Horizontal	Pass
3	4286.600	47.45	-4.74	68.2	-20.75	Peak	243.00	150	Horizontal	Pass
3**	4286.600	38.52	-4.74	54.0	-15.48	AV	243.00	150	Horizontal	Pass
4	5175.600	105.14	-3.15	--	--	Peak	50.00	150	Horizontal	N/A
4**	5175.600	97.87	-3.15	--	--	AV	50.00	150	Horizontal	N/A
5	7486.737	48.51	-1.86	68.2	-19.69	Peak	189.00	150	Horizontal	Pass
5**	7486.737	39.27	-1.86	54.0	-14.73	AV	189.00	150	Horizontal	Pass
6	12194.550	50.50	2.48	68.2	-17.70	Peak	76.00	150	Horizontal	Pass
6**	12194.550	40.99	2.48	54.0	-13.01	AV	76.00	150	Horizontal	Pass

11n20, U-NII-1, 1 GHz to 18 GHz, Low Channel, ANT V

No.	Frequency (MHz)	Results (dBuV/m)	Factor (dB)	Limit (dBuV/m)	Over Limit (dB)	Detector	Table (Degree)	Height (cm)	Antenna	Verdict
1	1199.100	50.60	-18.17	68.2	-17.60	Peak	97.00	150	Vertical	Pass
1**	1199.100	44.26	-18.17	54.0	-9.74	AV	97.00	150	Vertical	Pass
2	2806.400	42.70	-10.98	68.2	-25.50	Peak	174.00	150	Vertical	Pass
2**	2806.400	33.26	-10.98	54.0	-20.74	AV	174.00	150	Vertical	Pass
3	4156.400	47.82	-5.12	68.2	-20.38	Peak	107.00	150	Vertical	Pass
3**	4156.400	37.59	-5.12	54.0	-16.41	AV	107.00	150	Vertical	Pass
4	5187.400	107.41	-3.15	--	--	Peak	251.00	150	Vertical	N/A
4**	5187.400	100.42	-3.15	--	--	AV	251.00	150	Vertical	N/A
5	7556.313	48.54	-1.65	68.2	-19.66	Peak	322.00	150	Vertical	Pass
5**	7556.313	40.46	-1.65	54.0	-13.54	AV	322.00	150	Vertical	Pass
6	11680.213	51.09	2.44	68.2	-17.11	Peak	102.00	150	Vertical	Pass
6**	11680.213	41.70	2.44	54.0	-12.30	AV	102.00	150	Vertical	Pass

11n20, U-NII-1, 1 GHz to 18 GHz, Middle Channel, ANT H

No.	Frequency (MHz)	Results (dBuV/m)	Factor (dB)	Limit (dBuV/m)	Over Limit (dB)	Detector	Table (Degree)	Height (cm)	Antenna	Verdict
1	1199.800	53.50	-18.17	68.2	-14.70	Peak	88.00	150	Horizontal	Pass
1**	1199.800	46.86	-18.17	54.0	-7.14	AV	88.00	150	Horizontal	Pass
2	2750.800	42.55	-10.85	68.2	-25.65	Peak	56.00	150	Horizontal	Pass
2**	2750.800	33.09	-10.85	54.0	-20.91	AV	56.00	150	Horizontal	Pass
3	4222.000	48.88	-4.69	68.2	-19.32	Peak	55.00	150	Horizontal	Pass
3**	4222.000	38.56	-4.69	54.0	-15.44	AV	55.00	150	Horizontal	Pass
4	5216.000	107.17	-3.41	--	--	Peak	275.00	150	Horizontal	N/A
4**	5216.000	98.91	-3.41	--	--	AV	275.00	150	Horizontal	N/A
5	7555.163	48.74	-1.60	68.2	-19.46	Peak	19.00	150	Horizontal	Pass
5**	7555.163	40.23	-1.60	54.0	-13.77	AV	19.00	150	Horizontal	Pass
6	11682.224	51.08	2.43	68.2	-17.12	Peak	105.00	150	Horizontal	Pass
6**	11682.224	41.79	2.43	54.0	-12.21	AV	105.00	150	Horizontal	Pass

11n20, U-NII-1, 1 GHz to 18 GHz, Middle Channel, ANT V

No.	Frequency (MHz)	Results (dBuV/m)	Factor (dB)	Limit (dBuV/m)	Over Limit (dB)	Detector	Table (Degree)	Height (cm)	Antenna	Verdict
1	1199.100	50.28	-18.17	68.2	-17.92	Peak	103.00	150	Vertical	Pass
1**	1199.100	44.01	-18.17	54.0	-9.99	AV	103.00	150	Vertical	Pass
2	2802.300	42.20	-11.10	68.2	-26.00	Peak	189.00	150	Vertical	Pass
2**	2802.300	33.26	-11.10	54.0	-20.74	AV	189.00	150	Vertical	Pass
3	4280.000	47.60	-4.82	68.2	-20.60	Peak	7.00	150	Vertical	Pass
3**	4280.000	39.32	-4.82	54.0	-14.68	AV	7.00	150	Vertical	Pass
4	5227.000	107.65	-3.50	--	--	Peak	258.00	150	Vertical	N/A
4**	5227.000	100.30	-3.50	--	--	AV	258.00	150	Vertical	N/A
5	7590.813	48.66	-2.34	68.2	-19.54	Peak	49.00	150	Vertical	Pass
5**	7590.813	39.13	-2.34	54.0	-14.87	AV	49.00	150	Vertical	Pass
6	11652.325	50.38	2.55	68.2	-17.82	Peak	2.00	150	Vertical	Pass
6**	11652.325	41.56	2.55	54.0	-12.44	AV	2.00	150	Vertical	Pass

11n20, U-NII-1, 1 GHz to 18 GHz, High Channel, ANT H

No.	Frequency (MHz)	Results (dBuV/m)	Factor (dB)	Limit (dBuV/m)	Over Limit (dB)	Detector	Table (Degree)	Height (cm)	Antenna	Verdict
1	1201.700	53.06	-18.13	68.2	-15.14	Peak	89.00	150	Horizontal	Pass
1**	1201.700	47.32	-18.13	54.0	-6.68	AV	89.00	150	Horizontal	Pass
2	2760.200	42.39	-11.09	68.2	-25.81	Peak	311.00	150	Horizontal	Pass
2**	2760.200	34.30	-11.09	54.0	-19.70	AV	311.00	150	Horizontal	Pass
3	4270.800	48.78	-4.80	68.2	-19.42	Peak	323.00	150	Horizontal	Pass
3**	4270.800	38.06	-4.80	54.0	-15.94	AV	323.00	150	Horizontal	Pass
4	5245.200	104.65	-3.75	--	--	Peak	287.00	150	Horizontal	N/A
4**	5245.200	97.14	-3.75	--	--	AV	287.00	150	Horizontal	N/A
5	7396.750	48.21	-1.65	68.2	-19.99	Peak	144.00	150	Horizontal	Pass
5**	7396.750	38.92	-1.65	54.0	-15.08	AV	144.00	150	Horizontal	Pass
6	11669.000	51.37	2.48	68.2	-16.83	Peak	223.00	150	Horizontal	Pass
6**	11669.000	41.77	2.48	54.0	-12.23	AV	223.00	150	Horizontal	Pass

11n20, U-NII-1, 1 GHz to 18 GHz, High Channel, ANT V

No.	Frequency (MHz)	Results (dBuV/m)	Factor (dB)	Limit (dBuV/m)	Over Limit (dB)	Detector	Table (Degree)	Height (cm)	Antenna	Verdict
1	1197.700	50.13	-18.18	68.2	-18.07	Peak	95.00	150	Vertical	Pass
1**	1197.700	42.16	-18.18	54.0	-11.84	AV	95.00	150	Vertical	Pass
2	2770.500	42.22	-11.22	68.2	-25.98	Peak	360.00	150	Vertical	Pass
2**	2770.500	33.25	-11.22	54.0	-20.75	AV	360.00	150	Vertical	Pass
3	4333.400	47.57	-4.76	68.2	-20.63	Peak	231.00	150	Vertical	Pass
3**	4333.400	38.37	-4.76	54.0	-15.63	AV	231.00	150	Vertical	Pass
4	5248.000	106.57	-3.80	--	--	Peak	242.00	150	Vertical	N/A
4**	5248.000	99.27	-3.80	--	--	AV	242.00	150	Vertical	N/A
5	7386.400	48.44	-1.73	68.2	-19.76	Peak	68.00	150	Vertical	Pass
5**	7386.400	39.00	-1.73	54.0	-15.00	AV	68.00	150	Vertical	Pass
6	11627.600	52.23	2.31	68.2	-15.97	Peak	211.00	150	Vertical	Pass
6**	11627.600	42.18	2.31	54.0	-11.82	AV	211.00	150	Vertical	Pass

11n40, U-NII-1, 1 GHz to 18 GHz, Low Channel, ANT H

No.	Frequency (MHz)	Results (dBuV/m)	Factor (dB)	Limit (dBuV/m)	Over Limit (dB)	Detector	Table (Degree)	Height (cm)	Antenna	Verdict
1	1201.600	53.35	-18.13	68.2	-14.85	Peak	89.00	150	Horizontal	Pass
1**	1201.600	46.58	-18.13	54.0	-7.42	AV	89.00	150	Horizontal	Pass
2	2817.000	42.77	-10.64	68.2	-25.43	Peak	124.00	150	Horizontal	Pass
2**	2817.000	33.87	-10.64	54.0	-20.13	AV	124.00	150	Horizontal	Pass
3	4275.400	47.62	-4.77	68.2	-20.58	Peak	229.00	150	Horizontal	Pass
3**	4275.400	39.27	-4.77	54.0	-14.73	AV	229.00	150	Horizontal	Pass
4	5206.600	102.05	-3.37	--	--	Peak	280.00	150	Horizontal	N/A
4**	5206.600	94.48	-3.37	--	--	AV	280.00	150	Horizontal	N/A
5	7614.675	48.93	-2.28	68.2	-19.27	Peak	326.00	150	Horizontal	Pass
5**	7614.675	38.44	-2.28	54.0	-15.56	AV	326.00	150	Horizontal	Pass
6	11636.513	50.62	2.41	68.2	-17.58	Peak	1.00	150	Horizontal	Pass
6**	11636.513	41.45	2.41	54.0	-12.55	AV	1.00	150	Horizontal	Pass

11n40, U-NII-1, 1 GHz to 18 GHz, Low Channel, ANT V

No.	Frequency (MHz)	Results (dBuV/m)	Factor (dB)	Limit (dBuV/m)	Over Limit (dB)	Detector	Table (Degree)	Height (cm)	Antenna	Verdict
1	1199.400	50.16	-18.17	68.2	-18.04	Peak	108.00	150	Vertical	Pass
1**	1199.400	42.02	-18.17	54.0	-11.98	AV	108.00	150	Vertical	Pass
2	2794.600	42.48	-11.21	68.2	-25.72	Peak	145.00	150	Vertical	Pass
2**	2794.600	33.54	-11.21	54.0	-20.46	AV	145.00	150	Vertical	Pass
3	4274.800	48.16	-4.77	68.2	-20.04	Peak	360.00	150	Vertical	Pass
3**	4274.800	39.31	-4.77	54.0	-14.69	AV	360.00	150	Vertical	Pass
4	5205.000	105.07	-3.35	--	--	Peak	240.00	150	Vertical	N/A
4**	5205.000	97.83	-3.35	--	--	AV	240.00	150	Vertical	N/A
5	7548.263	48.95	-1.59	68.2	-19.25	Peak	39.00	150	Vertical	Pass
5**	7548.263	40.85	-1.59	54.0	-13.15	AV	39.00	150	Vertical	Pass
6	12236.526	51.97	2.63	68.2	-16.23	Peak	317.00	150	Vertical	Pass
6**	12236.526	41.06	2.63	54.0	-12.94	AV	317.00	150	Vertical	Pass

11n40, U-NII-1, 1 GHz to 18 GHz, High Channel, ANT H

No.	Frequency (MHz)	Results (dBuV/m)	Factor (dB)	Limit (dBuV/m)	Over Limit (dB)	Detector	Table (Degree)	Height (cm)	Antenna	Verdict
1	1199.200	53.62	-18.17	68.2	-14.58	Peak	87.00	150	Horizontal	Pass
1**	1199.200	46.39	-18.17	54.0	-7.61	AV	87.00	150	Horizontal	Pass
2	2805.900	42.37	-11.01	68.2	-25.83	Peak	153.00	150	Horizontal	Pass
2**	2805.900	33.46	-11.01	54.0	-20.54	AV	153.00	150	Horizontal	Pass
3	4281.600	48.32	-4.75	68.2	-19.88	Peak	2.00	150	Horizontal	Pass
3**	4281.600	38.81	-4.75	54.0	-15.19	AV	2.00	150	Horizontal	Pass
4	5213.600	104.76	-3.42	--	--	Peak	275.00	150	Horizontal	N/A
4**	5213.600	96.94	-3.42	--	--	AV	275.00	150	Horizontal	N/A
5	7558.900	48.60	-1.69	68.2	-19.60	Peak	74.00	150	Horizontal	Pass
5**	7558.900	39.99	-1.69	54.0	-14.01	AV	74.00	150	Horizontal	Pass
6	11668.712	51.25	2.48	68.2	-16.95	Peak	216.00	150	Horizontal	Pass
6**	11668.712	42.49	2.48	54.0	-11.51	AV	216.00	150	Horizontal	Pass

11n40, U-NII-1, 1 GHz to 18 GHz, High Channel, ANT V

No.	Frequency (MHz)	Results (dBuV/m)	Factor (dB)	Limit (dBuV/m)	Over Limit (dB)	Detector	Table (Degree)	Height (cm)	Antenna	Verdict
1	1198.800	50.49	-18.18	68.2	-17.71	Peak	107.00	150	Vertical	Pass
1**	1198.800	42.40	-18.18	54.0	-11.60	AV	107.00	150	Vertical	Pass
2	2787.800	42.97	-11.07	68.2	-25.23	Peak	261.00	150	Vertical	Pass
2**	2787.800	33.48	-11.07	54.0	-20.52	AV	261.00	150	Vertical	Pass
3	4244.000	47.71	-4.87	68.2	-20.49	Peak	14.00	150	Vertical	Pass
3**	4244.000	38.58	-4.87	54.0	-15.42	AV	14.00	150	Vertical	Pass
4	5213.200	106.71	-3.42	--	--	Peak	236.00	150	Vertical	N/A
4**	5213.200	98.92	-3.42	--	--	AV	236.00	150	Vertical	N/A
5	7540.788	48.18	-1.66	68.2	-20.02	Peak	216.00	150	Vertical	Pass
5**	7540.788	39.90	-1.66	54.0	-14.10	AV	216.00	150	Vertical	Pass
6	11690.563	50.64	2.38	68.2	-17.56	Peak	42.00	150	Vertical	Pass
6**	11690.563	41.69	2.38	54.0	-12.31	AV	42.00	150	Vertical	Pass

11ac20, U-NII-1, 1 GHz to 18 GHz, Low Channel, ANT H

No.	Frequency (MHz)	Results (dBuV/m)	Factor (dB)	Limit (dBuV/m)	Over Limit (dB)	Detector	Table (Degree)	Height (cm)	Antenna	Verdict
1	1201.600	53.15	-18.13	68.2	-15.05	Peak	88.00	150	Horizontal	Pass
1**	1201.600	46.17	-18.13	54.0	-7.83	AV	88.00	150	Horizontal	Pass
2	2749.500	43.22	-10.82	68.2	-24.98	Peak	239.00	150	Horizontal	Pass
2**	2749.500	33.32	-10.82	54.0	-20.68	AV	239.00	150	Horizontal	Pass
3	4312.400	47.87	-5.01	68.2	-20.33	Peak	200.00	150	Horizontal	Pass
3**	4312.400	38.38	-5.01	54.0	-15.62	AV	200.00	150	Horizontal	Pass
4	5173.200	103.90	-3.14	--	--	Peak	283.00	150	Horizontal	N/A
4**	5173.200	95.96	-3.14	--	--	AV	283.00	150	Horizontal	N/A
5	7451.375	48.25	-2.30	68.2	-19.95	Peak	214.00	150	Horizontal	Pass
5**	7451.375	38.86	-2.30	54.0	-15.14	AV	214.00	150	Horizontal	Pass
6	12225.887	50.85	2.61	68.2	-17.35	Peak	15.00	150	Horizontal	Pass
6**	12225.887	42.24	2.61	54.0	-11.76	AV	15.00	150	Horizontal	Pass

11ac20, U-NII-1, 1 GHz to 18 GHz, Low Channel, ANT V

No.	Frequency (MHz)	Results (dBuV/m)	Factor (dB)	Limit (dBuV/m)	Over Limit (dB)	Detector	Table (Degree)	Height (cm)	Antenna	Verdict
1	1198.700	50.39	-18.18	68.2	-17.81	Peak	106.00	150	Vertical	Pass
1**	1198.700	42.99	-18.18	54.0	-11.01	AV	106.00	150	Vertical	Pass
2	2822.400	43.50	-10.52	68.2	-24.70	Peak	286.00	150	Vertical	Pass
2**	2822.400	33.51	-10.52	54.0	-20.49	AV	286.00	150	Vertical	Pass
3	4276.600	48.03	-4.76	68.2	-20.17	Peak	184.00	150	Vertical	Pass
3**	4276.600	39.43	-4.76	54.0	-14.57	AV	184.00	150	Vertical	Pass
4	5184.800	105.02	-3.23	--	--	Peak	242.00	150	Vertical	N/A
4**	5184.800	98.15	-3.23	--	--	AV	242.00	150	Vertical	N/A
5	7394.737	48.24	-1.59	68.2	-19.96	Peak	174.00	150	Vertical	Pass
5**	7394.737	39.14	-1.59	54.0	-14.86	AV	174.00	150	Vertical	Pass
6	11617.250	50.49	2.19	68.2	-17.71	Peak	104.00	150	Vertical	Pass
6**	11617.250	42.12	2.19	54.0	-11.88	AV	104.00	150	Vertical	Pass

11ac20, U-NII-1, 1 GHz to 18 GHz, Middle Channel, ANT H

No.	Frequency (MHz)	Results (dBuV/m)	Factor (dB)	Limit (dBuV/m)	Over Limit (dB)	Detector	Table (Degree)	Height (cm)	Antenna	Verdict
1	1199.400	53.24	-18.17	68.2	-14.96	Peak	83.00	150	Horizontal	Pass
1**	1199.400	47.01	-18.17	54.0	-6.99	AV	83.00	150	Horizontal	Pass
2	2769.300	43.05	-11.21	68.2	-25.15	Peak	54.00	150	Horizontal	Pass
2**	2769.300	32.87	-11.21	54.0	-21.13	AV	54.00	150	Horizontal	Pass
3	4218.400	48.08	-4.76	68.2	-20.12	Peak	72.00	150	Horizontal	Pass
3**	4218.400	38.85	-4.76	54.0	-15.15	AV	72.00	150	Horizontal	Pass
4	5213.800	105.14	-3.42	--	--	Peak	277.00	150	Horizontal	N/A
4**	5213.800	98.12	-3.42	--	--	AV	277.00	150	Horizontal	N/A
5	7455.975	48.44	-2.20	68.2	-19.76	Peak	95.00	150	Horizontal	Pass
5**	7455.975	38.91	-2.20	54.0	-15.09	AV	95.00	150	Horizontal	Pass
6	11687.113	50.72	2.41	68.2	-17.48	Peak	55.00	150	Horizontal	Pass
6**	11687.113	42.42	2.41	54.0	-11.58	AV	55.00	150	Horizontal	Pass

11ac20, U-NII-1, 1 GHz to 18 GHz, Middle Channel, ANT V

No.	Frequency (MHz)	Results (dBuV/m)	Factor (dB)	Limit (dBuV/m)	Over Limit (dB)	Detector	Table (Degree)	Height (cm)	Antenna	Verdict
1	1200.700	50.06	-18.16	68.2	-18.14	Peak	96.00	150	Vertical	Pass
1**	1200.700	43.98	-18.16	54.0	-10.02	AV	96.00	150	Vertical	Pass
2	2789.200	43.62	-11.08	68.2	-24.58	Peak	53.00	150	Vertical	Pass
2**	2789.200	33.05	-11.08	54.0	-20.95	AV	53.00	150	Vertical	Pass
3	4323.400	47.78	-4.89	68.2	-20.42	Peak	282.00	150	Vertical	Pass
3**	4323.400	38.21	-4.89	54.0	-15.79	AV	282.00	150	Vertical	Pass
4	5227.000	105.95	-3.50	--	--	Peak	67.00	150	Vertical	N/A
4**	5227.000	99.66	-3.50	--	--	AV	67.00	150	Vertical	N/A
5	7488.175	48.37	-1.85	68.2	-19.83	Peak	136.00	150	Vertical	Pass
5**	7488.175	39.23	-1.85	54.0	-14.77	AV	136.00	150	Vertical	Pass
6	11645.712	50.92	2.51	68.2	-17.28	Peak	5.00	150	Vertical	Pass
6**	11645.712	41.44	2.51	54.0	-12.56	AV	5.00	150	Vertical	Pass

11ac20, U-NII-1, 1 GHz to 18 GHz, High Channel, ANT H

No.	Frequency (MHz)	Results (dBuV/m)	Factor (dB)	Limit (dBuV/m)	Over Limit (dB)	Detector	Table (Degree)	Height (cm)	Antenna	Verdict
1	1198.900	53.23	-18.18	68.2	-14.97	Peak	81.00	150	Horizontal	Pass
1**	1198.900	47.20	-18.18	54.0	-6.80	AV	81.00	150	Horizontal	Pass
2	2857.300	45.06	-10.61	68.2	-23.14	Peak	199.00	150	Horizontal	Pass
2**	2857.300	35.11	-10.61	54.0	-18.89	AV	199.00	150	Horizontal	Pass
3	4087.600	49.52	-4.97	68.2	-18.68	Peak	291.00	150	Horizontal	Pass
3**	4087.600	38.18	-4.97	54.0	-15.82	AV	291.00	150	Horizontal	Pass
4	5244.400	105.22	-3.73	--	--	Peak	291.00	150	Horizontal	N/A
4**	5244.400	97.77	-3.73	--	--	AV	291.00	150	Horizontal	N/A
5	7565.513	47.87	-1.93	68.2	-20.33	Peak	1.00	150	Horizontal	Pass
5**	7565.513	39.19	-1.93	54.0	-14.81	AV	1.00	150	Horizontal	Pass
6	11657.500	51.06	2.53	68.2	-17.14	Peak	141.00	150	Horizontal	Pass
6**	11657.500	41.16	2.53	54.0	-12.84	AV	141.00	150	Horizontal	Pass

11ac20, U-NII-1, 1 GHz to 18 GHz, High Channel, ANT V

No.	Frequency (MHz)	Results (dBuV/m)	Factor (dB)	Limit (dBuV/m)	Over Limit (dB)	Detector	Table (Degree)	Height (cm)	Antenna	Verdict
1	1199.600	50.57	-18.17	68.2	-17.63	Peak	99.00	150	Vertical	Pass
1**	1199.600	42.32	-18.17	54.0	-11.68	AV	99.00	150	Vertical	Pass
2	2794.100	43.77	-11.21	68.2	-24.43	Peak	145.00	150	Vertical	Pass
2**	2794.100	34.56	-11.21	54.0	-19.44	AV	145.00	150	Vertical	Pass
3	4192.600	48.47	-5.28	68.2	-19.73	Peak	184.00	150	Vertical	Pass
3**	4192.600	38.13	-5.28	54.0	-15.87	AV	184.00	150	Vertical	Pass
4	5244.400	107.31	-3.73	--	--	Peak	246.00	150	Vertical	N/A
4**	5244.400	99.48	-3.73	--	--	AV	246.00	150	Vertical	N/A
5	7543.375	49.08	-1.63	68.2	-19.12	Peak	249.00	150	Vertical	Pass
5**	7543.375	39.63	-1.63	54.0	-14.37	AV	249.00	150	Vertical	Pass
6	11690.849	51.10	2.38	68.2	-17.10	Peak	154.00	150	Vertical	Pass
6**	11690.849	42.13	2.38	54.0	-11.87	AV	154.00	150	Vertical	Pass

11ac40, U-NII-1, 1 GHz to 18 GHz, Low Channel, ANT H

No.	Frequency (MHz)	Results (dBuV/m)	Factor (dB)	Limit (dBuV/m)	Over Limit (dB)	Detector	Table (Degree)	Height (cm)	Antenna	Verdict
1	1199.900	53.57	-18.16	68.2	-14.63	Peak	91.00	150	Horizontal	Pass
1**	1199.900	47.21	-18.16	54.0	-6.79	AV	91.00	150	Horizontal	Pass
2	2867.300	44.22	-10.60	68.2	-23.98	Peak	156.00	150	Horizontal	Pass
2**	2867.300	34.06	-10.60	54.0	-19.94	AV	156.00	150	Horizontal	Pass
3	4170.200	48.30	-4.92	68.2	-19.90	Peak	171.00	150	Horizontal	Pass
3**	4170.200	38.93	-4.92	54.0	-15.07	AV	171.00	150	Horizontal	Pass
4	5203.200	100.53	-3.35	--	--	Peak	268.00	150	Horizontal	N/A
4**	5203.200	92.71	-3.35	--	--	AV	268.00	150	Horizontal	N/A
5	7559.763	48.57	-1.74	68.2	-19.63	Peak	261.00	150	Horizontal	Pass
5**	7559.763	39.17	-1.74	54.0	-14.83	AV	261.00	150	Horizontal	Pass
6	11630.763	51.01	2.34	68.2	-17.19	Peak	349.00	150	Horizontal	Pass
6**	11630.763	41.74	2.34	54.0	-12.26	AV	349.00	150	Horizontal	Pass

11ac40, U-NII-1, 1 GHz to 18 GHz, Low Channel, ANT V

No.	Frequency (MHz)	Results (dBuV/m)	Factor (dB)	Limit (dBuV/m)	Over Limit (dB)	Detector	Table (Degree)	Height (cm)	Antenna	Verdict
1	1200.200	50.71	-18.16	68.2	-17.49	Peak	103.00	150	Vertical	Pass
1**	1200.200	43.66	-18.16	54.0	-10.34	AV	103.00	150	Vertical	Pass
2	2813.700	44.09	-10.81	68.2	-24.11	Peak	103.00	150	Vertical	Pass
2**	2813.700	34.37	-10.81	54.0	-19.63	AV	103.00	150	Vertical	Pass
3	4285.000	48.40	-4.70	68.2	-19.80	Peak	23.00	150	Vertical	Pass
3**	4285.000	38.89	-4.70	54.0	-15.11	AV	23.00	150	Vertical	Pass
4	5175.000	102.61	-3.15	--	--	Peak	260.00	150	Vertical	N/A
4**	5175.000	94.56	-3.15	--	--	AV	260.00	150	Vertical	N/A
5	7537.913	48.46	-1.69	68.2	-19.74	Peak	180.00	150	Vertical	Pass
5**	7537.913	39.07	-1.69	54.0	-14.93	AV	180.00	150	Vertical	Pass
6	11624.438	51.80	2.27	68.2	-16.40	Peak	0.00	150	Vertical	Pass
6**	11624.438	41.29	2.27	54.0	-12.71	AV	0.00	150	Vertical	Pass

11ac40, U-NII-1, 1 GHz to 18 GHz, High Channel, ANT H

No.	Frequency (MHz)	Results (dBuV/m)	Factor (dB)	Limit (dBuV/m)	Over Limit (dB)	Detector	Table (Degree)	Height (cm)	Antenna	Verdict
1	1200.400	53.91	-18.16	68.2	-14.29	Peak	92.00	150	Horizontal	Pass
1**	1200.400	47.15	-18.16	54.0	-6.85	AV	92.00	150	Horizontal	Pass
2	2816.200	44.07	-10.68	68.2	-24.13	Peak	273.00	150	Horizontal	Pass
2**	2816.200	34.79	-10.68	54.0	-19.21	AV	273.00	150	Horizontal	Pass
3	4274.400	48.51	-4.76	68.2	-19.69	Peak	102.00	150	Horizontal	Pass
3**	4274.400	40.03	-4.76	54.0	-13.97	AV	102.00	150	Horizontal	Pass
4	5213.600	102.35	-3.42	--	--	Peak	268.00	150	Horizontal	N/A
4**	5213.600	94.85	-3.42	--	--	AV	268.00	150	Horizontal	N/A
5	7544.525	48.81	-1.61	68.2	-19.39	Peak	1.00	150	Horizontal	Pass
5**	7544.525	39.86	-1.61	54.0	-14.14	AV	1.00	150	Horizontal	Pass
6	11694.588	50.53	2.35	68.2	-17.67	Peak	138.00	150	Horizontal	Pass
6**	11694.588	42.27	2.35	54.0	-11.73	AV	138.00	150	Horizontal	Pass

11ac40, U-NII-1, 1 GHz to 18 GHz, High Channel, ANT V

No.	Frequency (MHz)	Results (dBuV/m)	Factor (dB)	Limit (dBuV/m)	Over Limit (dB)	Detector	Table (Degree)	Height (cm)	Antenna	Verdict
1	1199.500	50.81	-18.17	68.2	-17.39	Peak	96.00	150	Vertical	Pass
1**	1199.500	43.66	-18.17	54.0	-10.34	AV	96.00	150	Vertical	Pass
2	2868.500	44.91	-10.60	68.2	-23.29	Peak	96.00	150	Vertical	Pass
2**	2868.500	34.57	-10.60	54.0	-19.43	AV	96.00	150	Vertical	Pass
3	4216.600	49.32	-4.79	68.2	-18.88	Peak	40.00	150	Vertical	Pass
3**	4216.600	38.56	-4.79	54.0	-15.44	AV	40.00	150	Vertical	Pass
4	5214.400	105.92	-3.42	--	--	Peak	247.00	150	Vertical	N/A
4**	5214.400	97.06	-3.42	--	--	AV	247.00	150	Vertical	N/A
5	7389.562	48.11	-1.73	68.2	-20.09	Peak	1.00	150	Vertical	Pass
5**	7389.562	39.88	-1.73	54.0	-14.12	AV	1.00	150	Vertical	Pass
6	11620.700	50.66	2.23	68.2	-17.54	Peak	330.00	150	Vertical	Pass
6**	11620.700	42.10	2.23	54.0	-11.90	AV	330.00	150	Vertical	Pass

11ac80, U-NII-1, 1 GHz to 18 GHz, Middle Channel, ANT H

No.	Frequency (MHz)	Results (dBuV/m)	Factor (dB)	Limit (dBuV/m)	Over Limit (dB)	Detector	Table (Degree)	Height (cm)	Antenna	Verdict
1	1200.000	53.78	-18.16	68.2	-14.42	Peak	80.00	150	Horizontal	Pass
1**	1200.000	46.94	-18.16	54.0	-7.06	AV	80.00	150	Horizontal	Pass
2	2798.800	43.84	-11.14	68.2	-24.36	Peak	165.00	150	Horizontal	Pass
2**	2798.800	33.81	-11.14	54.0	-20.19	AV	165.00	150	Horizontal	Pass
3	4302.200	48.30	-4.90	68.2	-19.90	Peak	210.00	150	Horizontal	Pass
3**	4302.200	40.23	-4.90	54.0	-13.77	AV	210.00	150	Horizontal	Pass
4	5246.400	99.70	-3.79	--	--	Peak	264.00	150	Horizontal	N/A
4**	5246.400	91.69	-3.79	--	--	AV	264.00	150	Horizontal	N/A
5	7392.725	48.71	-1.71	68.2	-19.49	Peak	19.00	150	Horizontal	Pass
5**	7392.725	38.68	-1.71	54.0	-15.32	AV	19.00	150	Horizontal	Pass
6	11666.700	51.57	2.49	68.2	-16.63	Peak	255.00	150	Horizontal	Pass
6**	11666.700	41.93	2.49	54.0	-12.07	AV	255.00	150	Horizontal	Pass

11ac80, U-NII-1, 1 GHz to 18 GHz, Middle Channel, ANT V

No.	Frequency (MHz)	Results (dBuV/m)	Factor (dB)	Limit (dBuV/m)	Over Limit (dB)	Detector	Table (Degree)	Height (cm)	Antenna	Verdict
1	1201.000	50.06	-18.15	68.2	-18.14	Peak	114.00	150	Vertical	Pass
1**	1201.000	43.31	-18.15	54.0	-10.69	AV	114.00	150	Vertical	Pass
2	2738.600	44.05	-10.69	68.2	-24.15	Peak	319.00	150	Vertical	Pass
2**	2738.600	34.11	-10.69	54.0	-19.89	AV	319.00	150	Vertical	Pass
3	4222.000	48.49	-4.69	68.2	-19.71	Peak	302.00	150	Vertical	Pass
3**	4222.000	38.84	-4.69	54.0	-15.16	AV	302.00	150	Vertical	Pass
4	5237.800	102.35	-3.65	--	--	Peak	235.00	150	Vertical	N/A
4**	5237.800	95.13	-3.65	--	--	AV	235.00	150	Vertical	N/A
5	7549.412	48.28	-1.60	68.2	-19.92	Peak	108.00	150	Vertical	Pass
5**	7549.412	38.88	-1.60	54.0	-15.12	AV	108.00	150	Vertical	Pass
6	12322.487	51.02	2.18	68.2	-17.18	Peak	18.00	150	Vertical	Pass
6**	12322.487	41.54	2.18	54.0	-12.46	AV	18.00	150	Vertical	Pass

A.6.2 Band Edge (Restricted-band)

Test Band	Mode	Channel	Verdict
U-NII-1	802.11a	Low	Pass
		High	Pass
	802.11n(HT20)	Low	Pass
		High	Pass
	802.11n(HT40)	Low	Pass
		High	Pass
	802.11ac(VHT20)	Low	Pass
		High	Pass
	802.11ac(VHT40)	Low	Pass
		High	Pass
	802.11ac(VHT80)	Middle	Pass

Test Plots

Main Antenna

U-NII-1 11a CH36 Peak

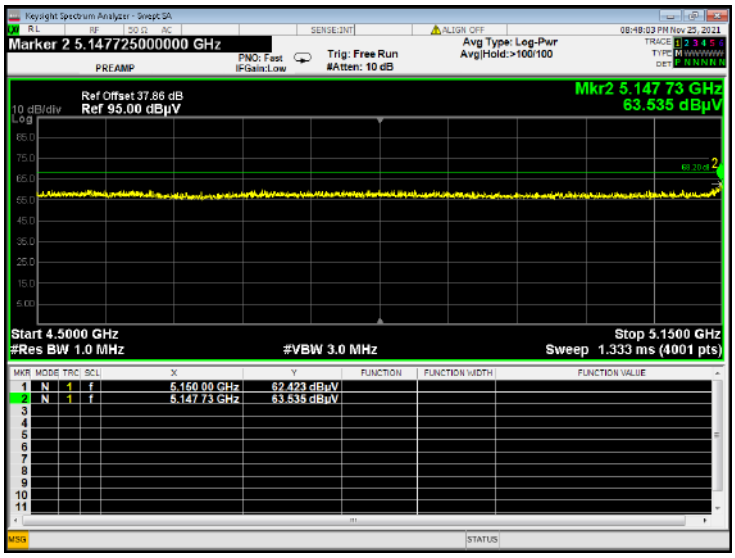

U-NII-1 11a CH48 Peak

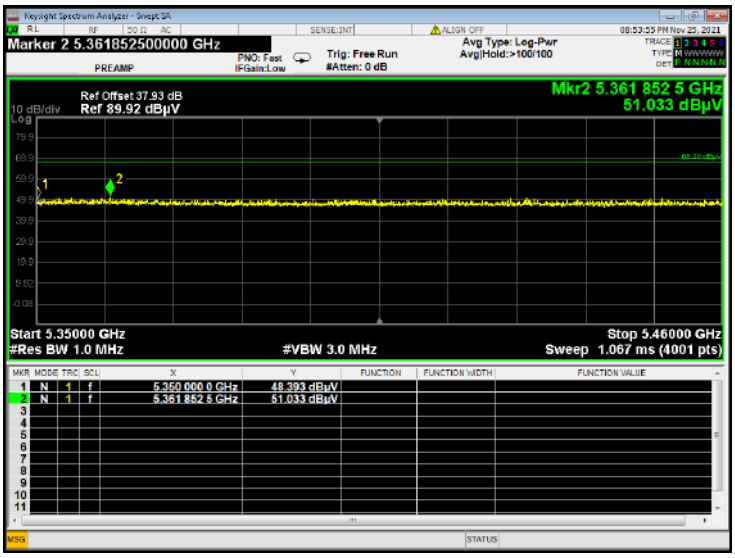

U-NII-1 11a CH36 AV

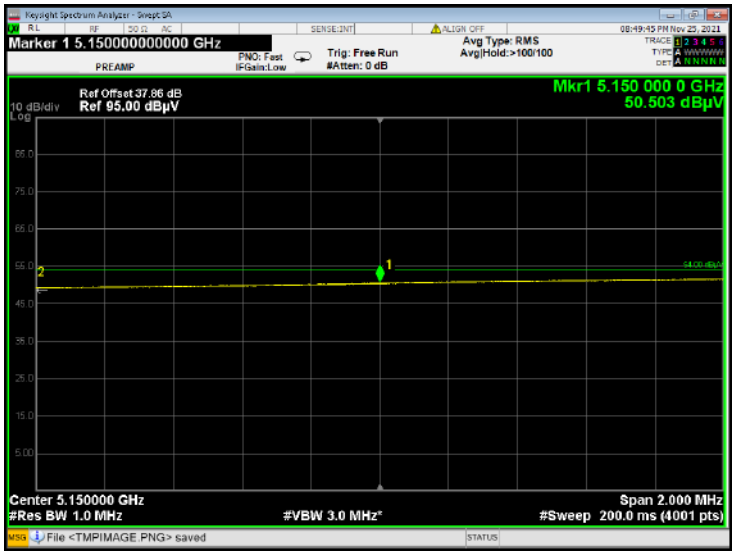

U-NII-1 11a CH36 AV

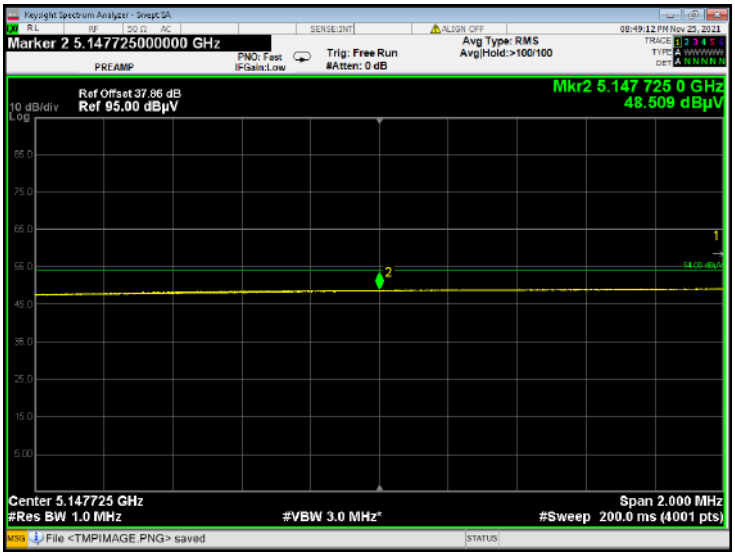

U-NII-1 11n20 CH36 Peak

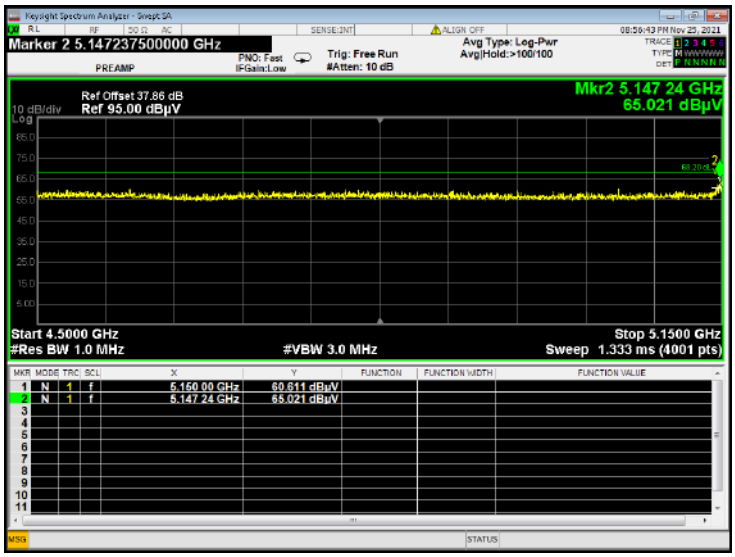

U-NII-1 11n20 CH48 Peak

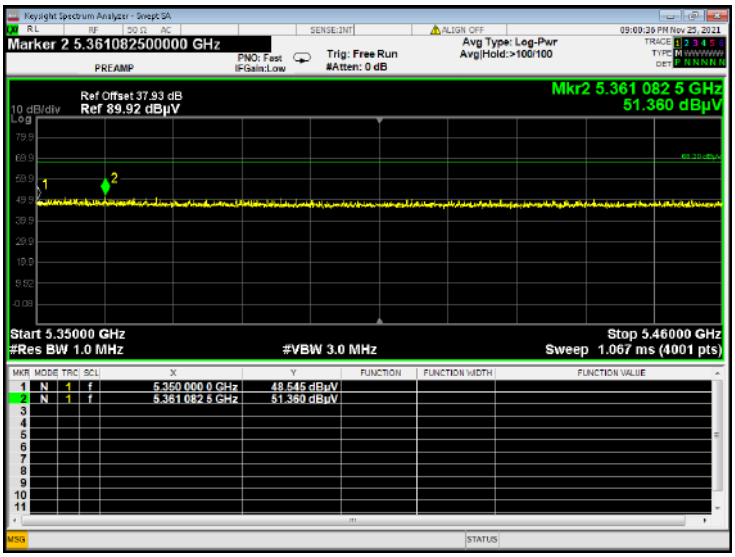

U-NII-1 11n20 CH36 AV

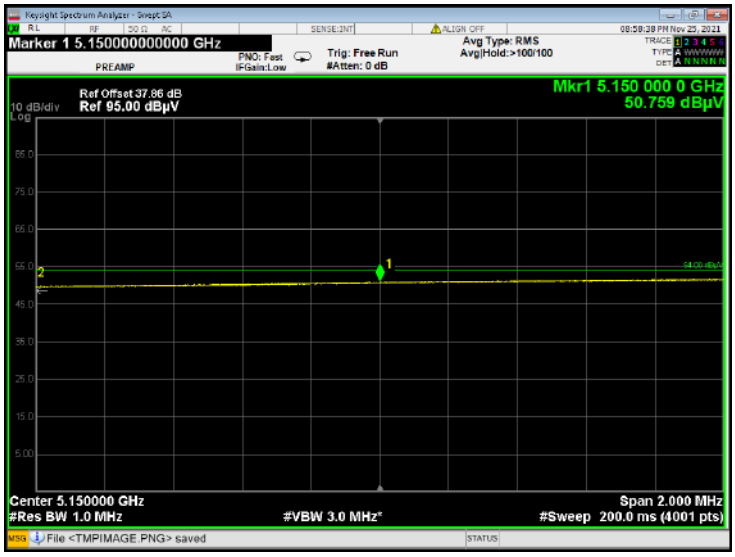

U-NII-1 11n20 CH36 AV

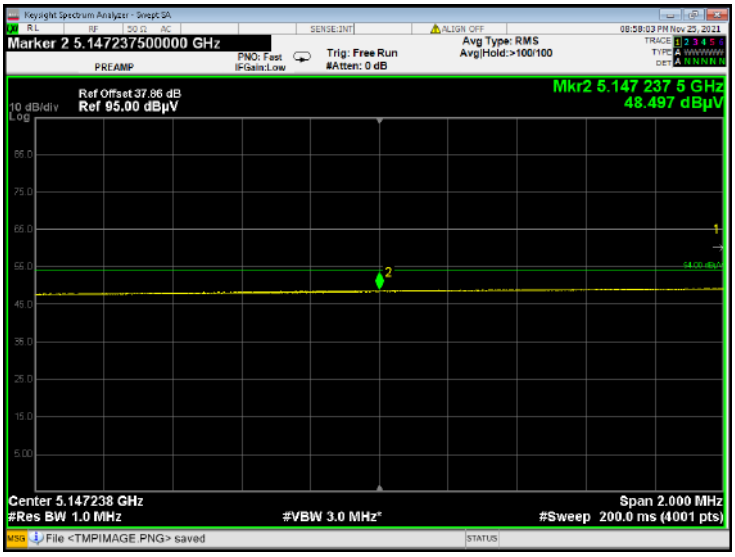

U-NII-1 11n40 CH38 Peak

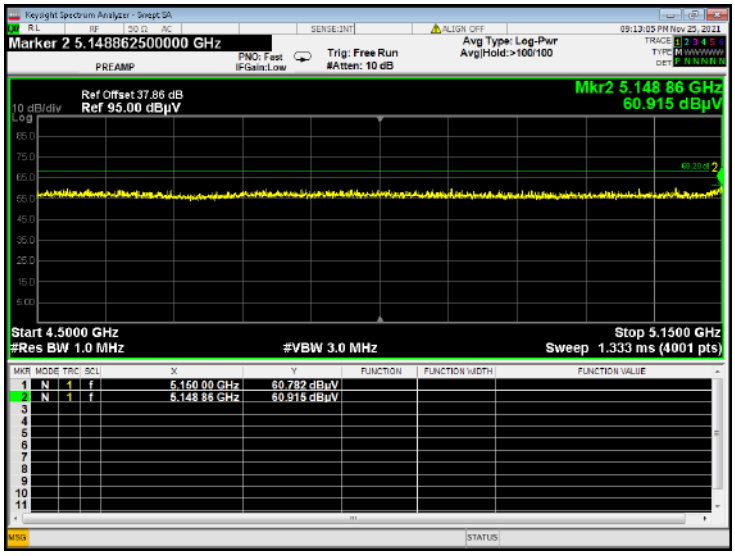

U-NII-1 11n40 CH46 Peak

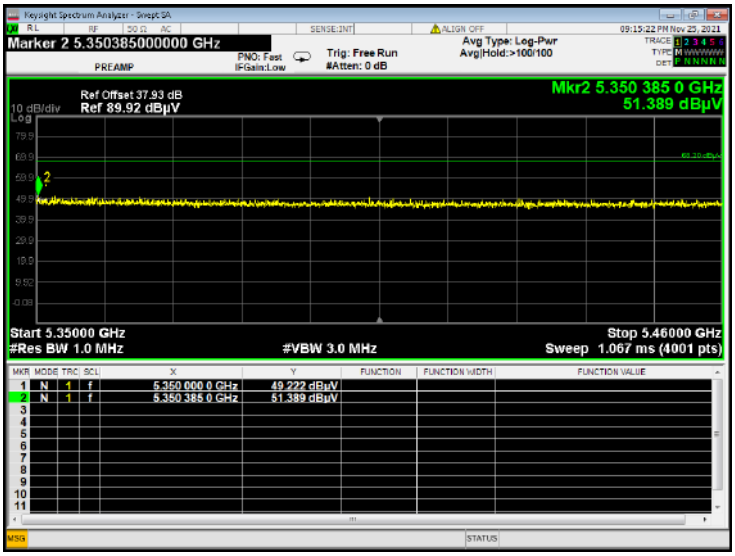

U-NII-1 11n40 CH38 AV

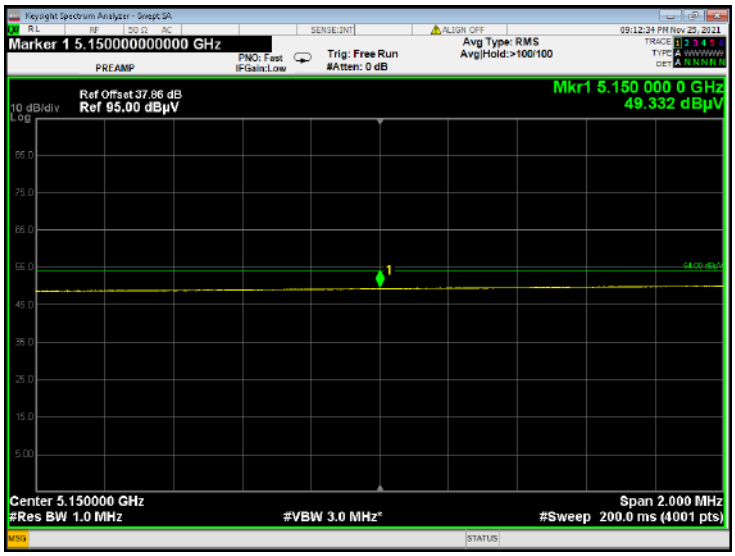

U-NII-1 11n40 CH38 AV

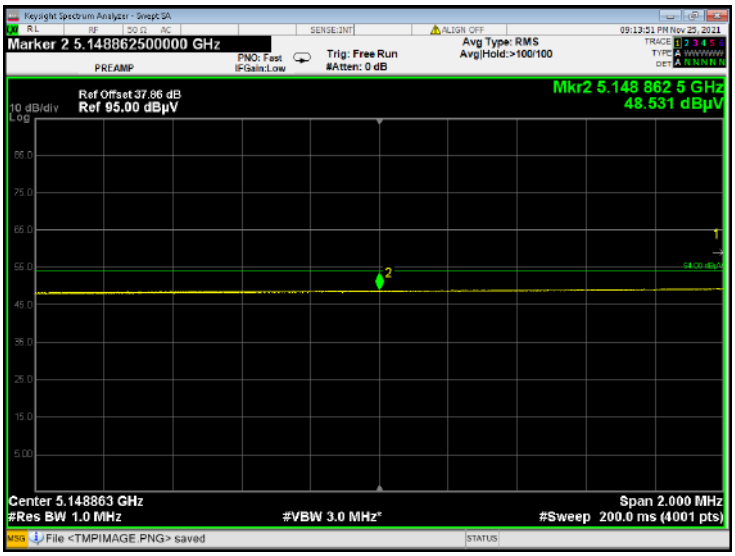

U-NII-1 11ac20 CH36 Peak

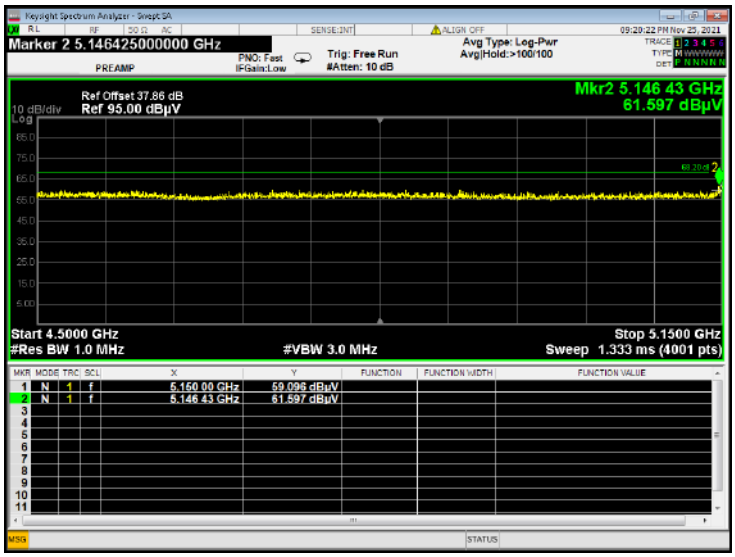

U-NII-1 11ac20 CH48 Peak

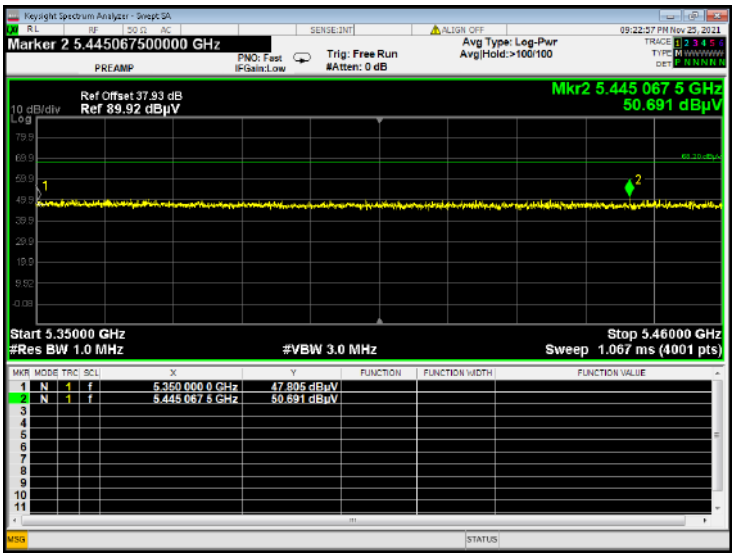

U-NII-1 11ac20 CH36 AV

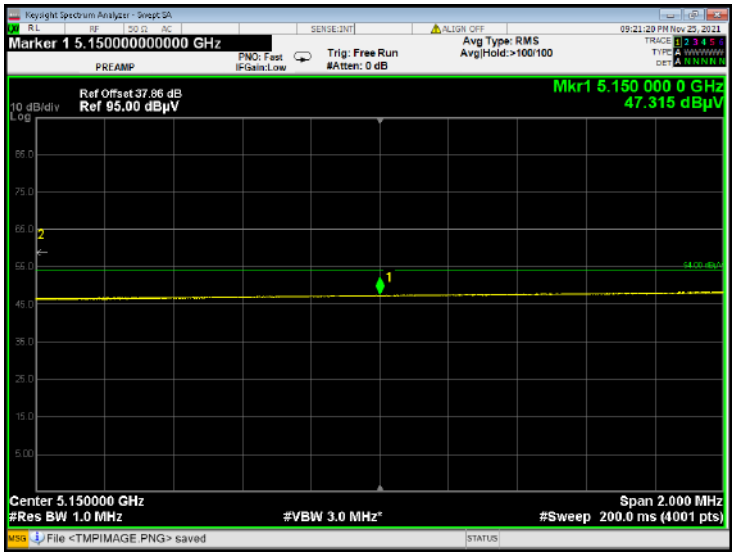

U-NII-1 11ac20 CH36 AV

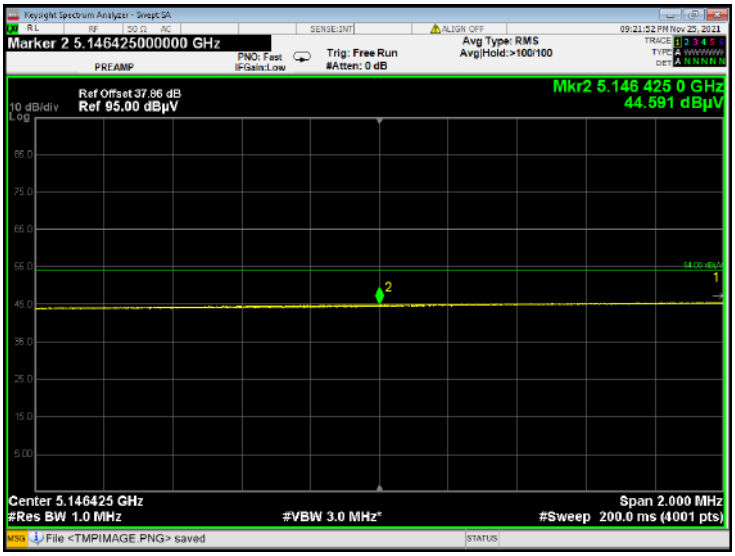

U-NII-1 11ac40 CH38 Peak

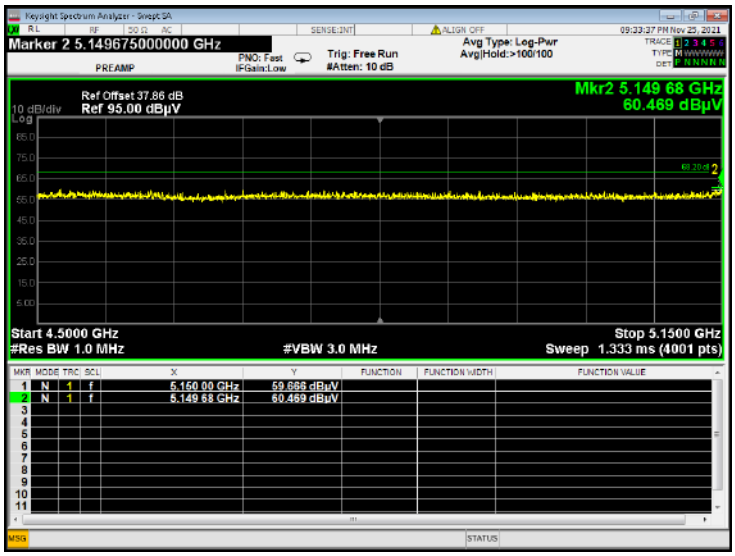

U-NII-1 11ac40 CH46 Peak

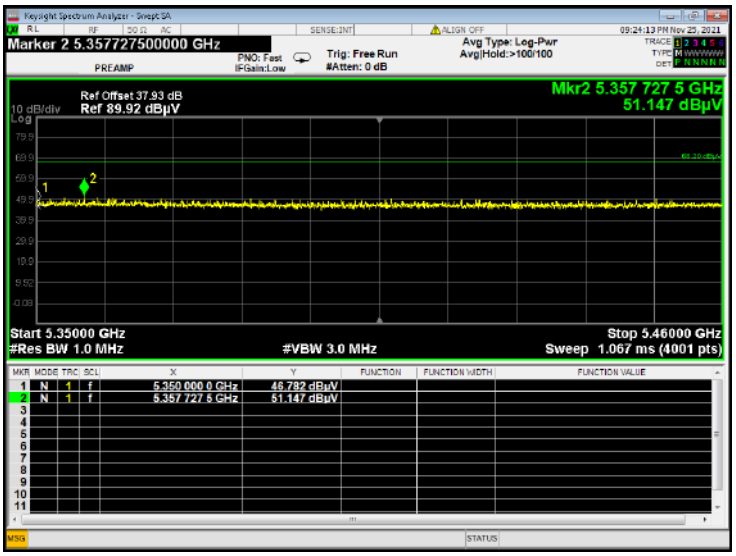

U-NII-1 11ac40 CH38 AV

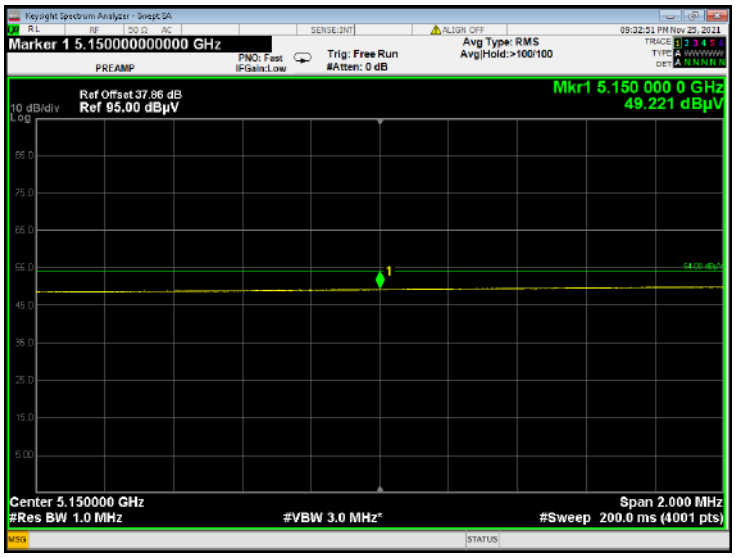

U-NII-1 11ac40 CH38 AV

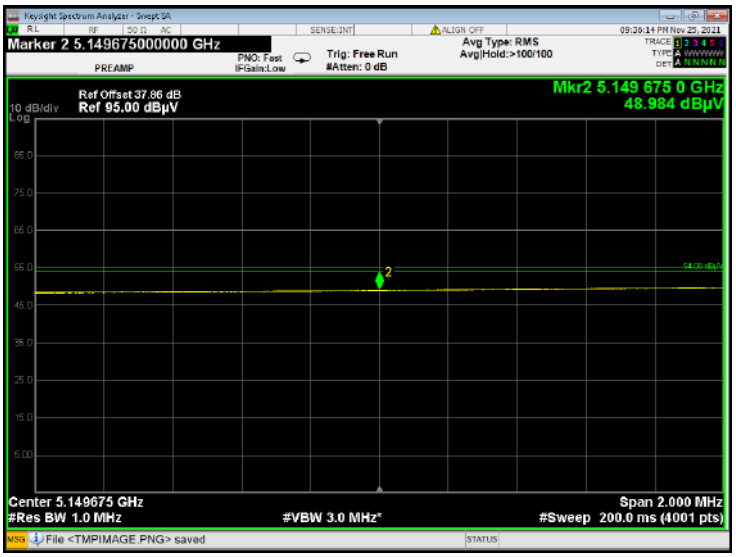

U-NII-1 11ac80 CH42 Peak

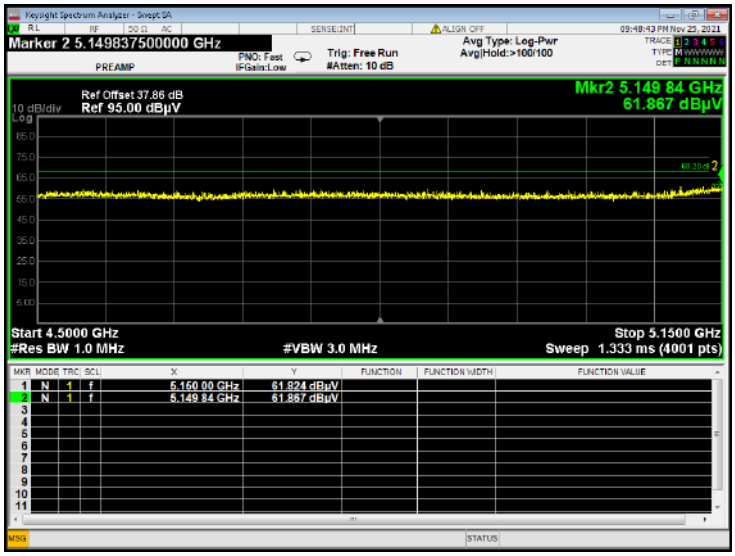

U-NII-1 11ac80 CH42 Peak

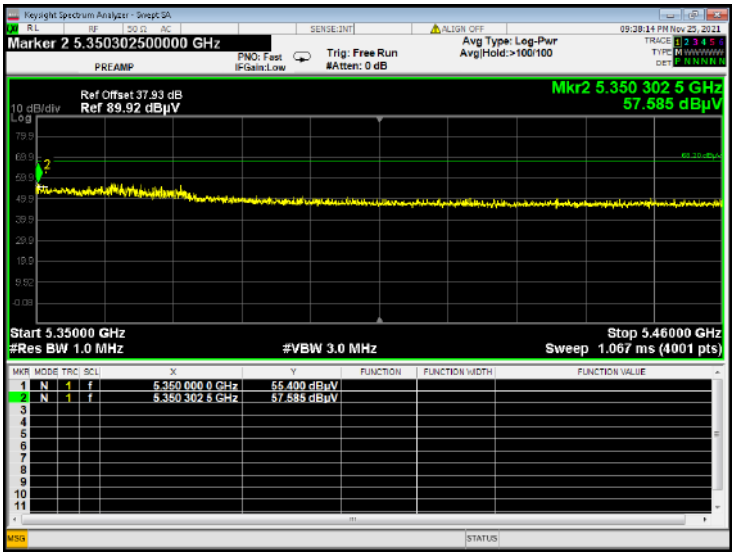

U-NII-1 11ac80 CH42 AV

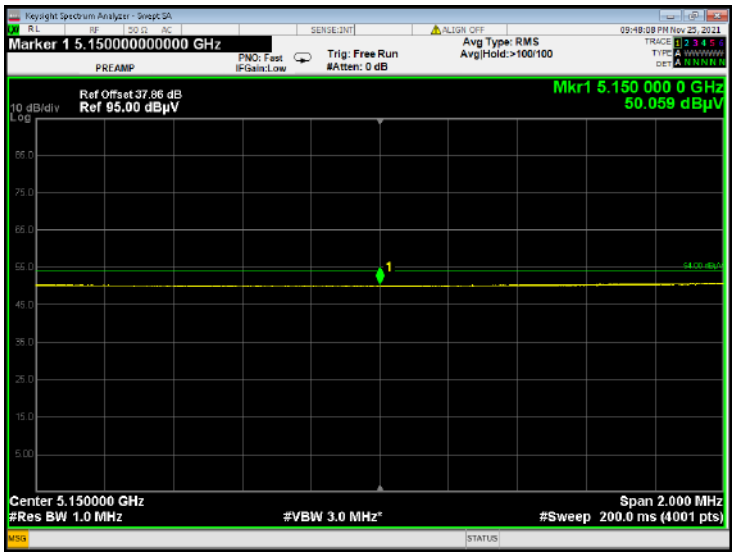

U-NII-1 11ac80 CH42 AV

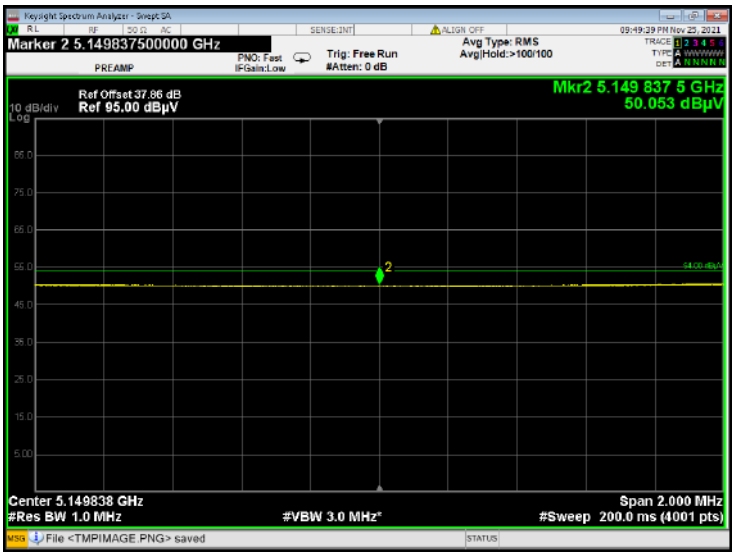

U-NII-1 11ac80 CH42 AV

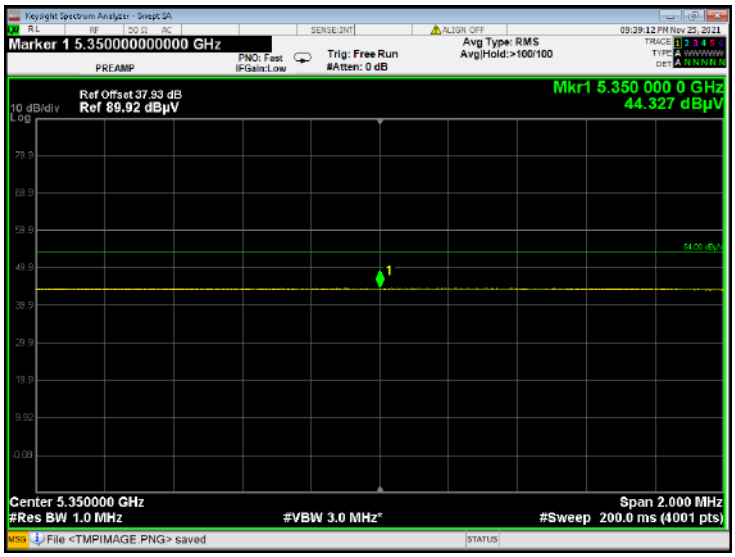

U-NII-1 11ac80 CH42 AV

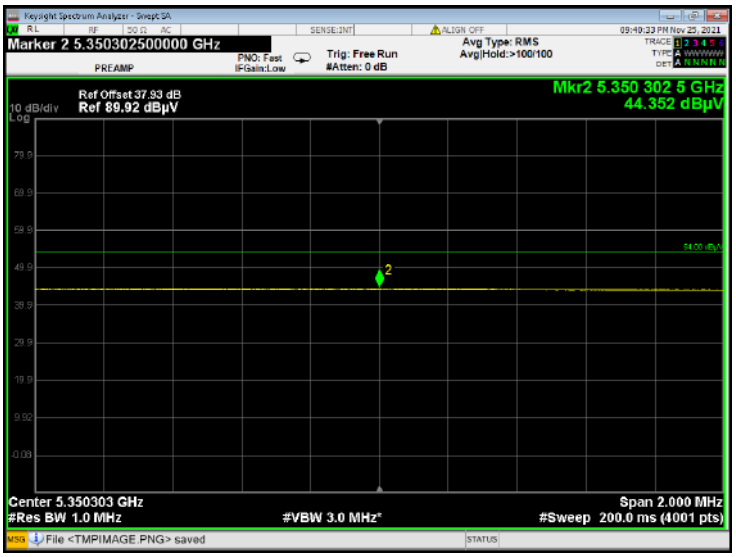

Aux. Antenna

U-NII-1 11a CH36 Peak

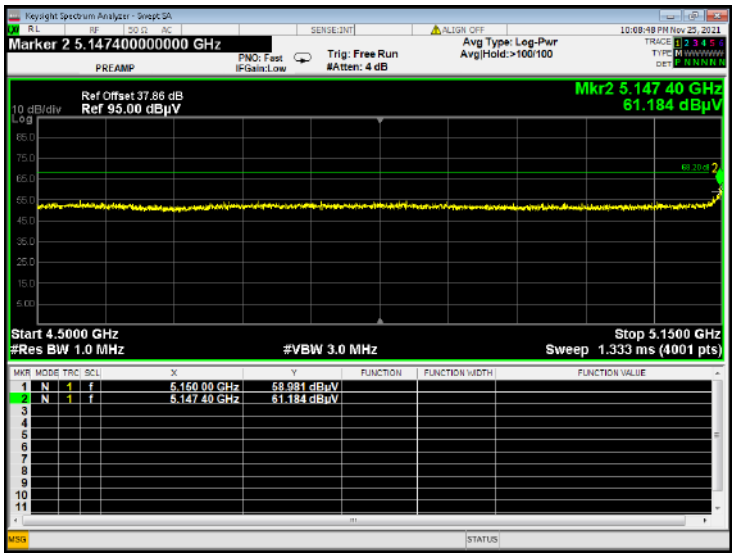

U-NII-1 11a CH48 Peak

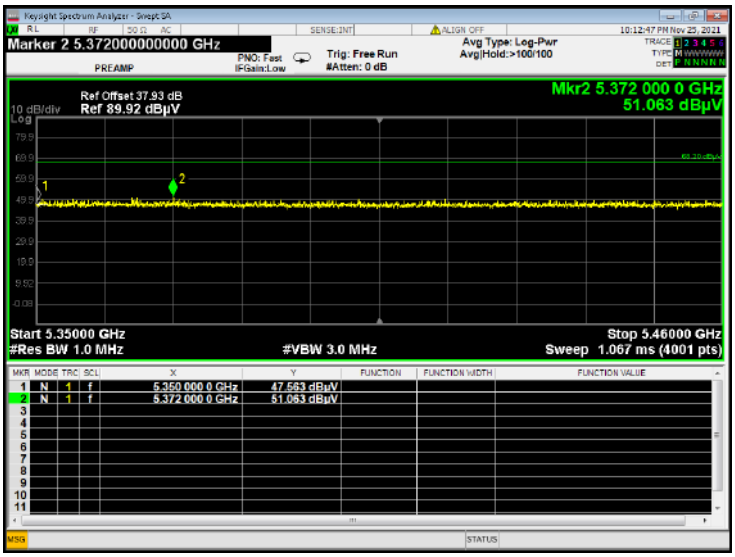

U-NII-1 11a CH36 AV

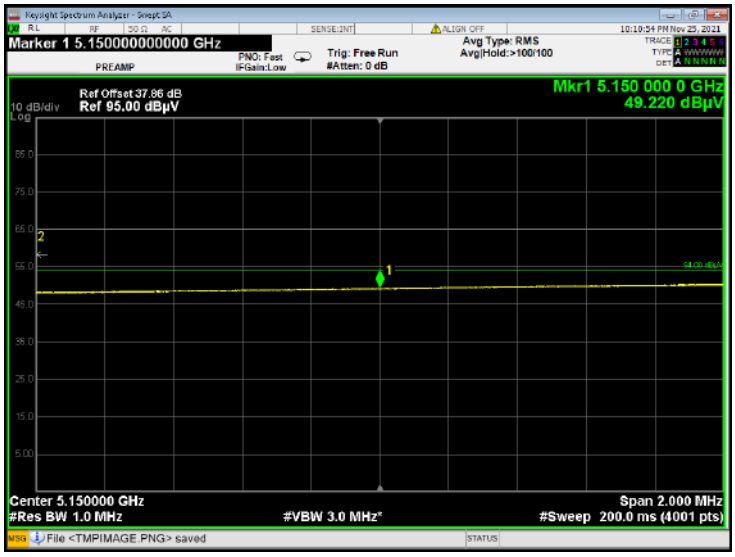

U-NII-1 11a CH36 AV

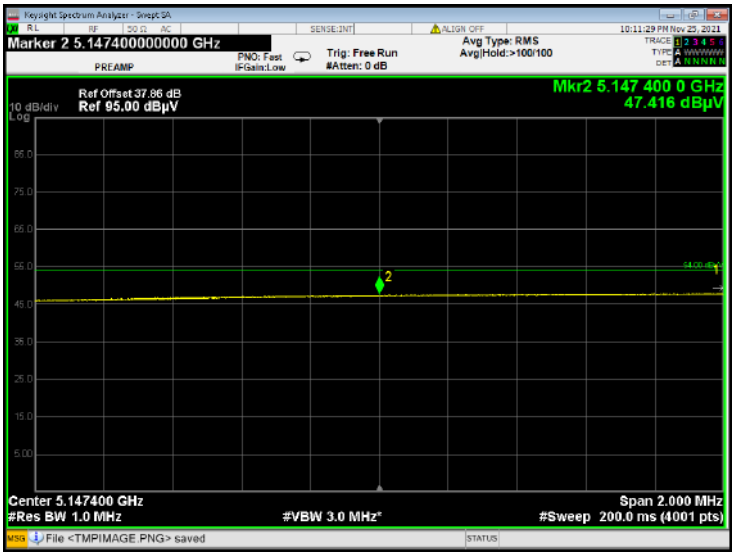

U-NII-1 11n20 CH36 Peak

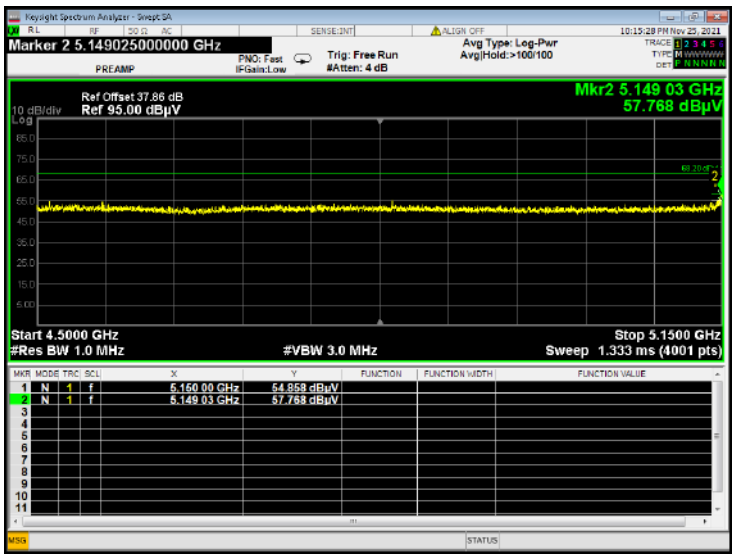

U-NII-1 11n20 CH48 Peak

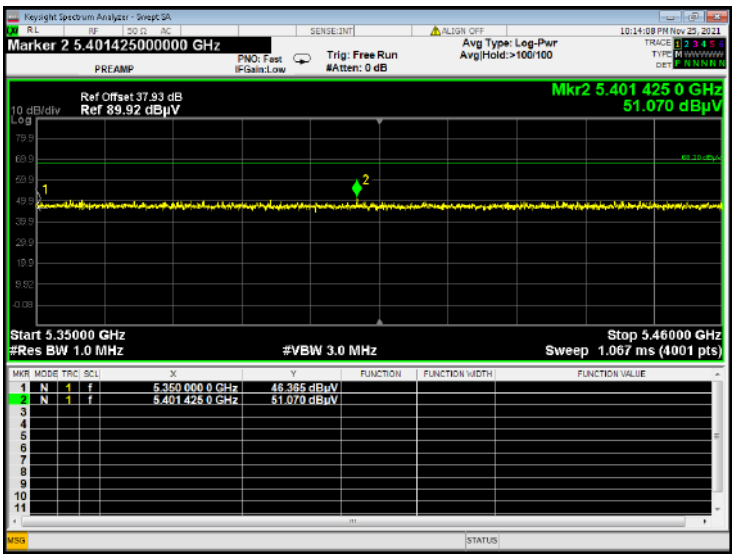

U-NII-1 11n20 CH36 AV

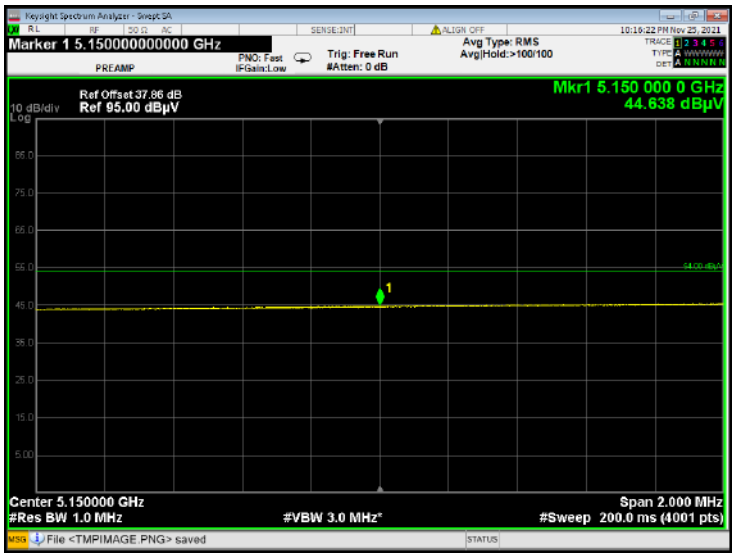

U-NII-1 11n20 CH36 AV

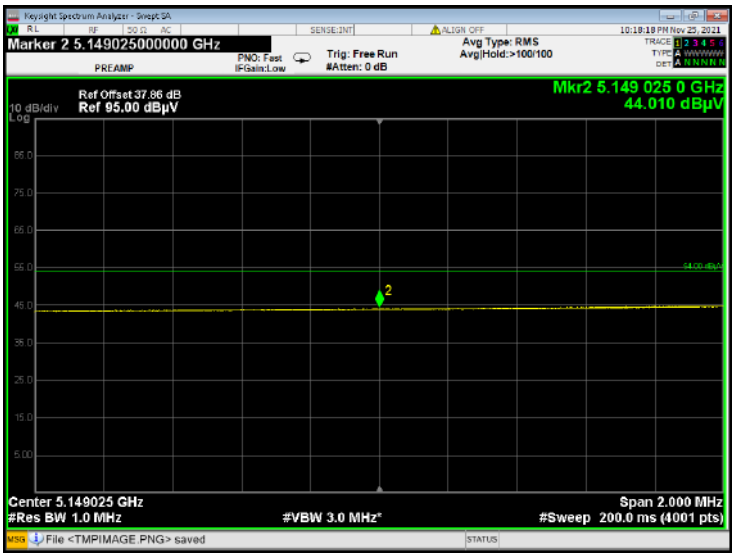

U-NII-1 11n40 CH38 Peak

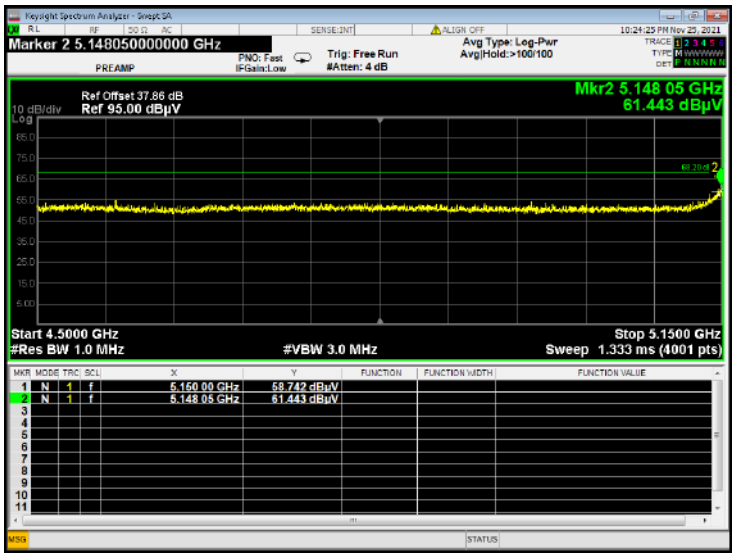

U-NII-1 11n40 CH46 Peak

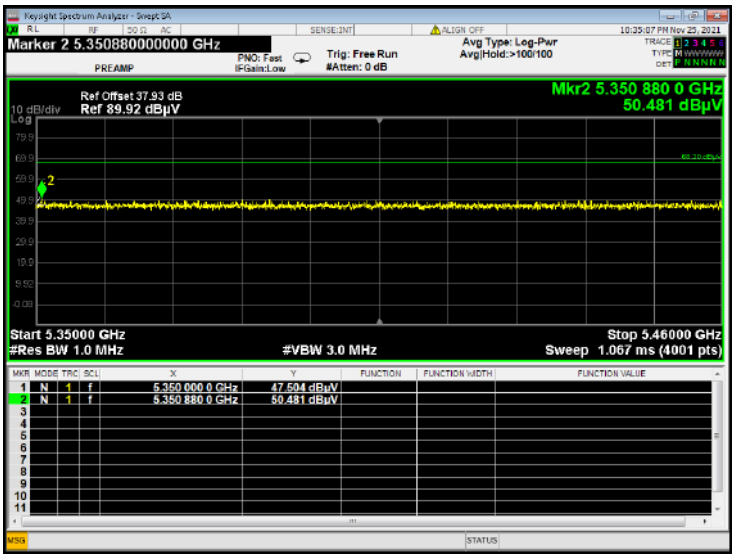

U-NII-1 11n40 CH38 AV

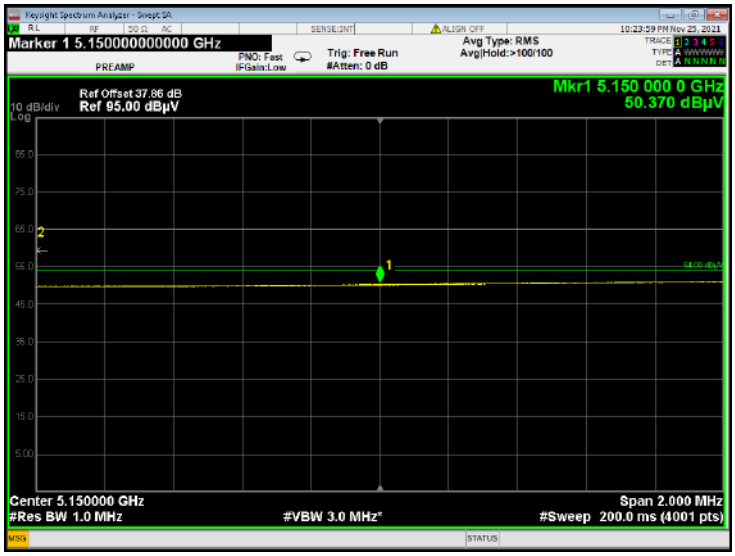

U-NII-1 11n40 CH38 AV

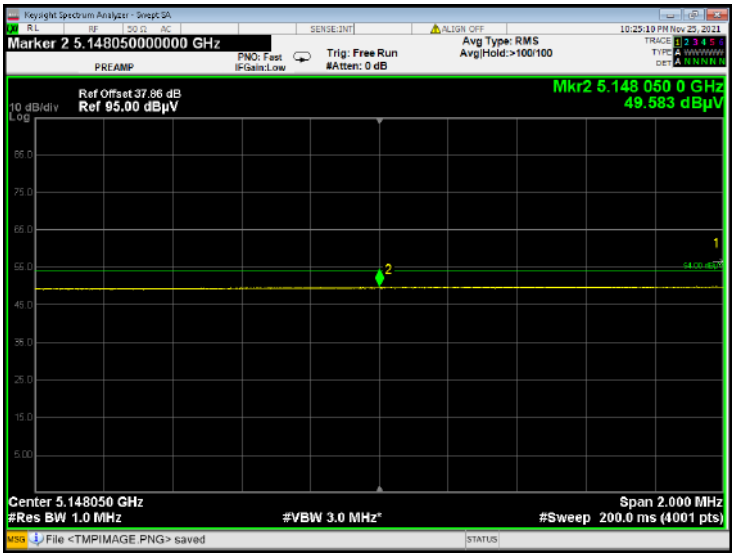

U-NII-1 11ac20 CH36 Peak

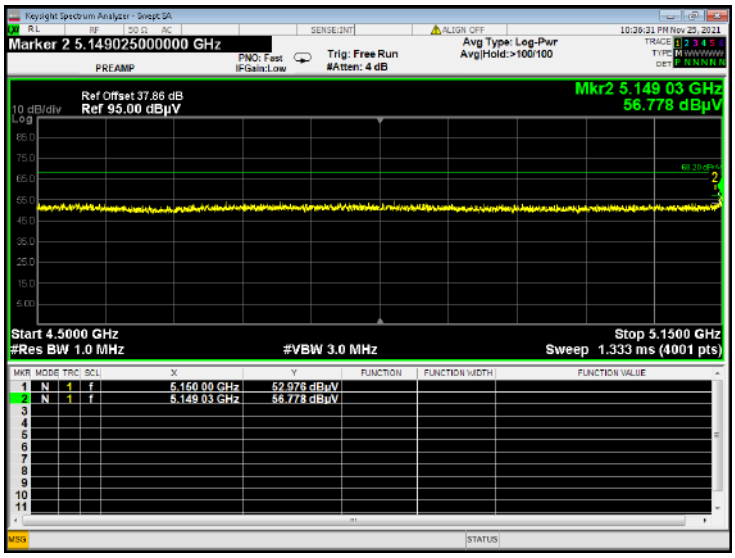

U-NII-1 11ac20 CH48 Peak

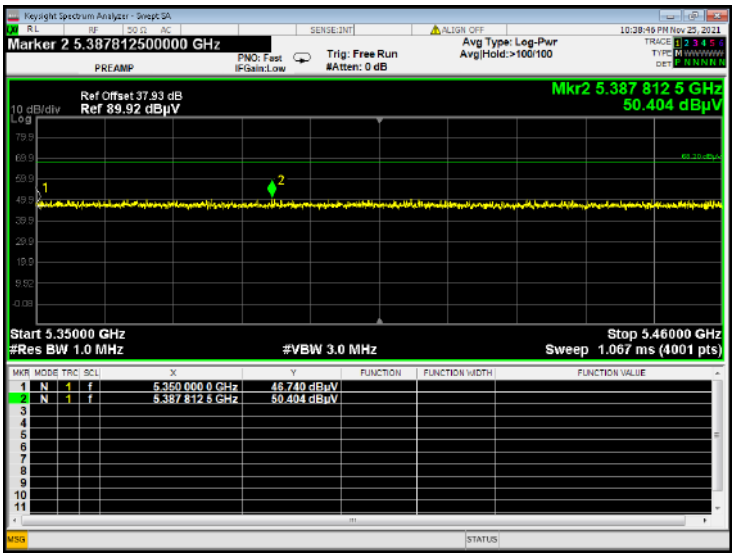

U-NII-1 11ac20 CH36 AV

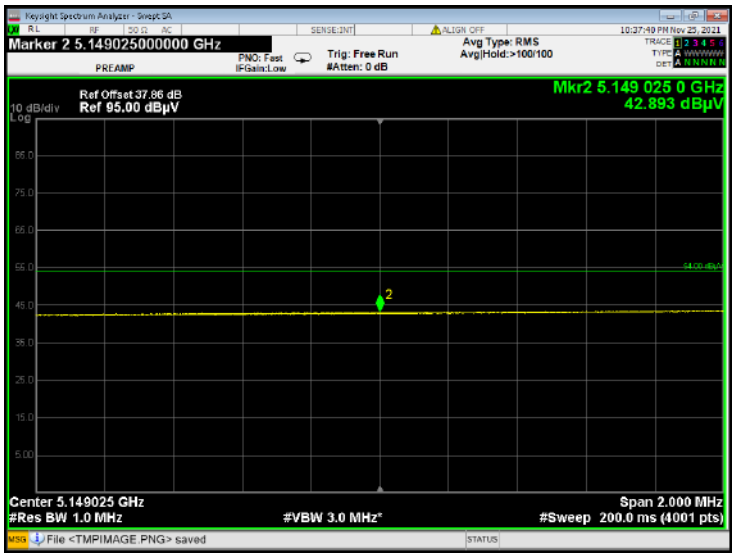

U-NII-1 11ac40 CH38 Peak

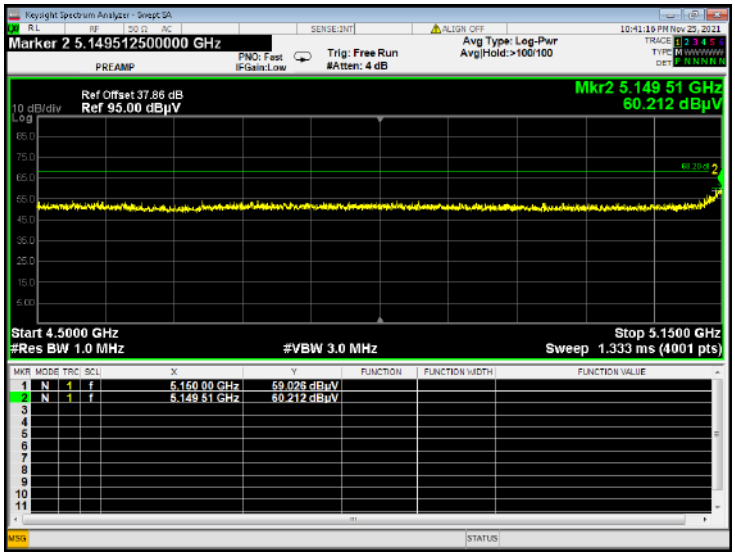

U-NII-1 11ac40 CH46 Peak

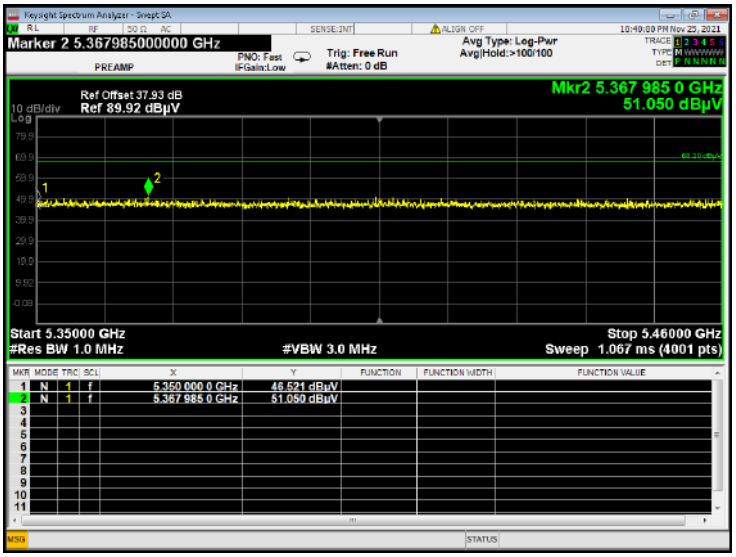

U-NII-1 11ac40 CH38 AV

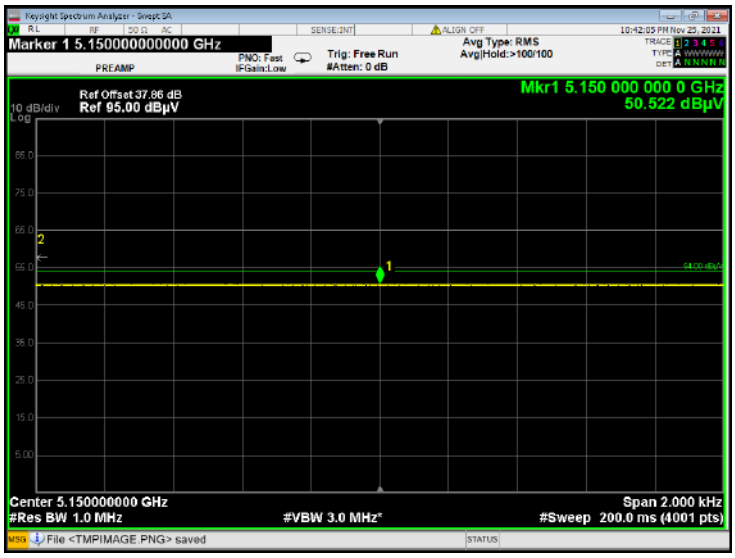

U-NII-1 11ac40 CH38 AV

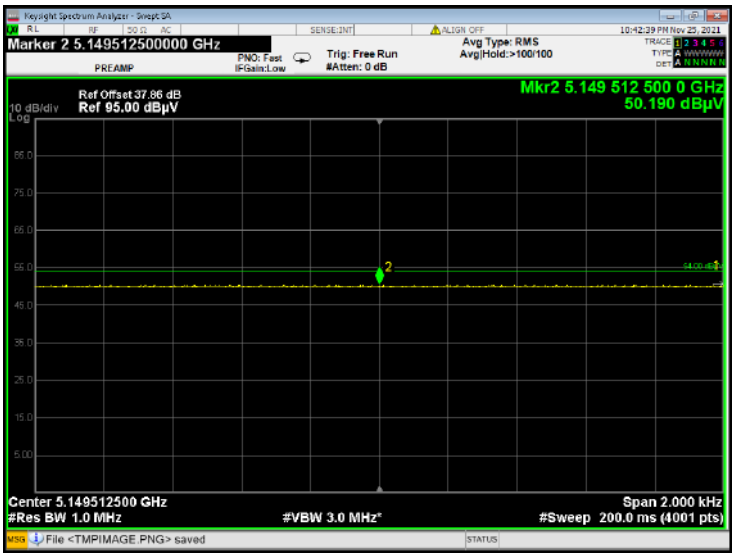

U-NII-1 11ac80 CH42 Peak

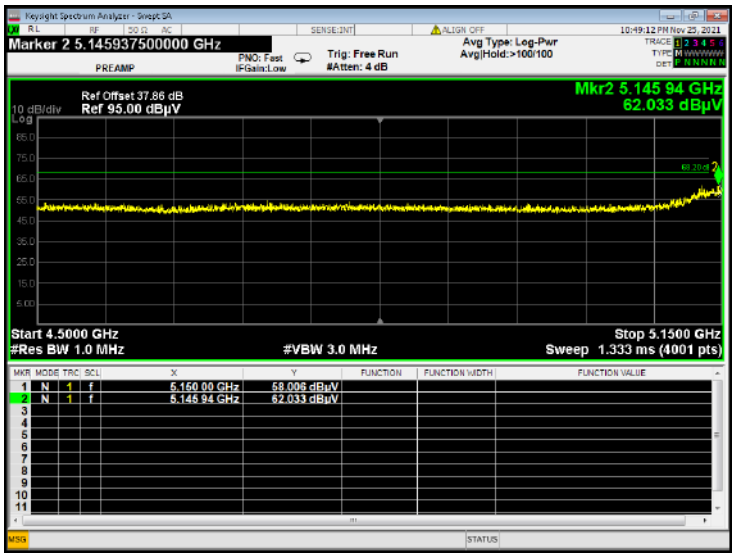

U-NII-1 11ac80 CH42 Peak

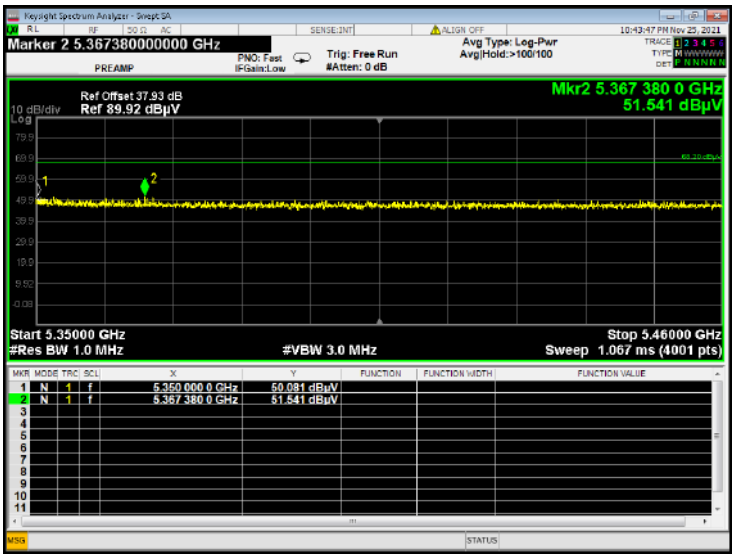

U-NII-1 11ac80 CH42 AV

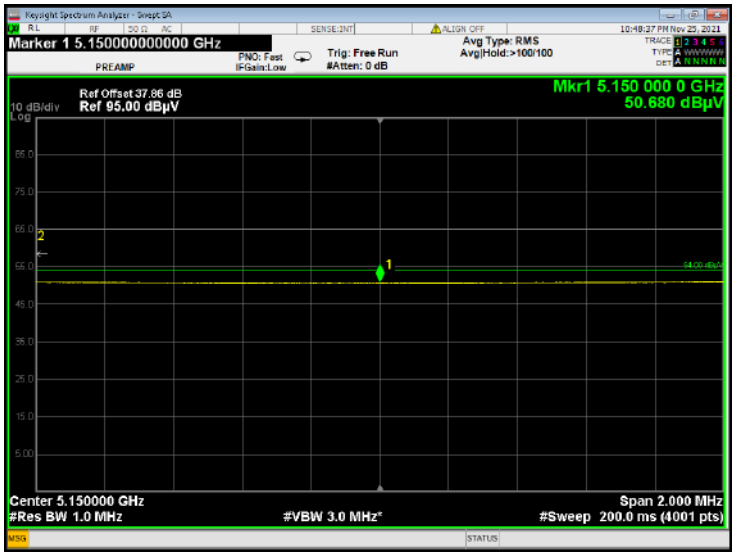

U-NII-1 11ac80 CH42 AV

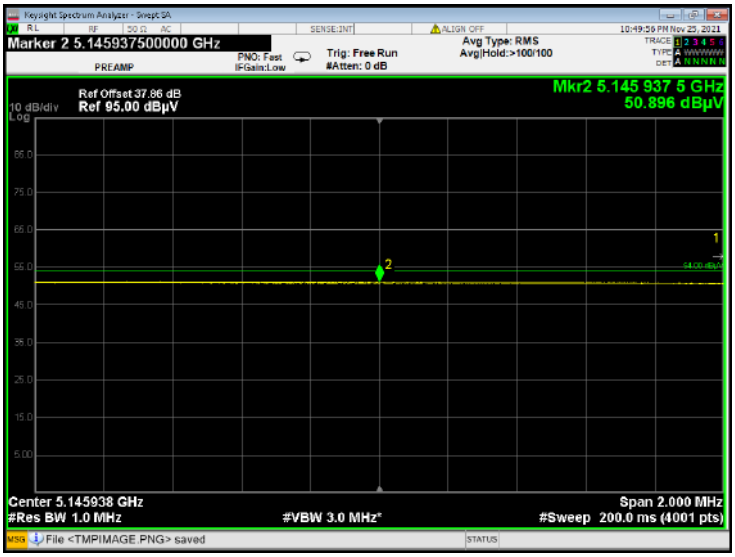

MIMO

U-NII-1 11a CH36 Peak

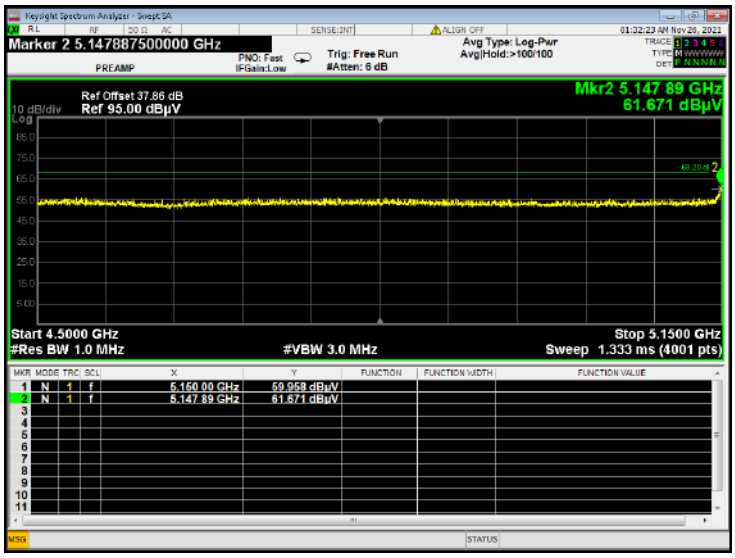

U-NII-1 11a CH48 Peak

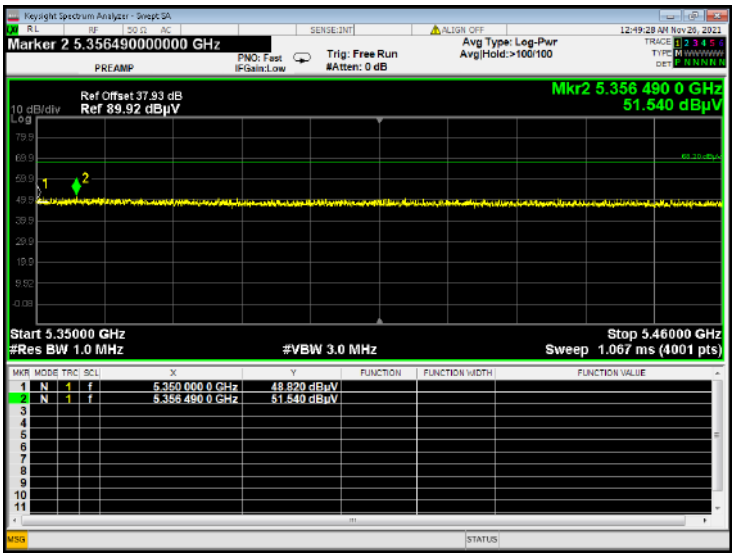

U-NII-1 11a CH36 AV

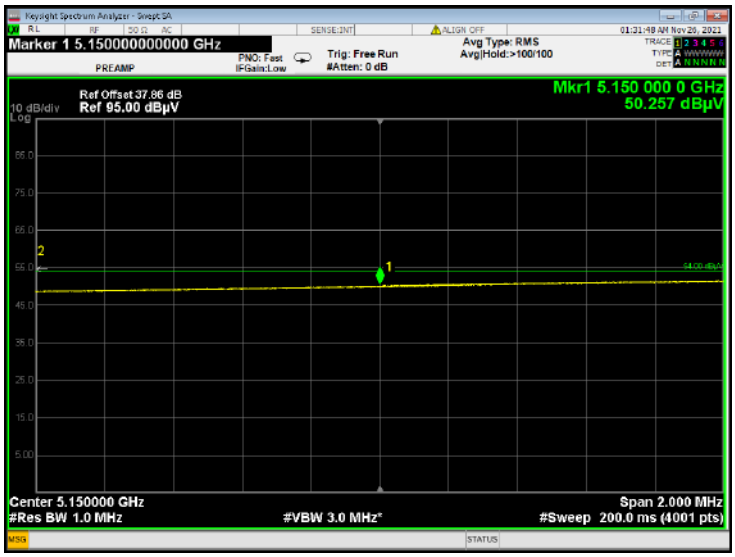

U-NII-1 11a CH36 AV

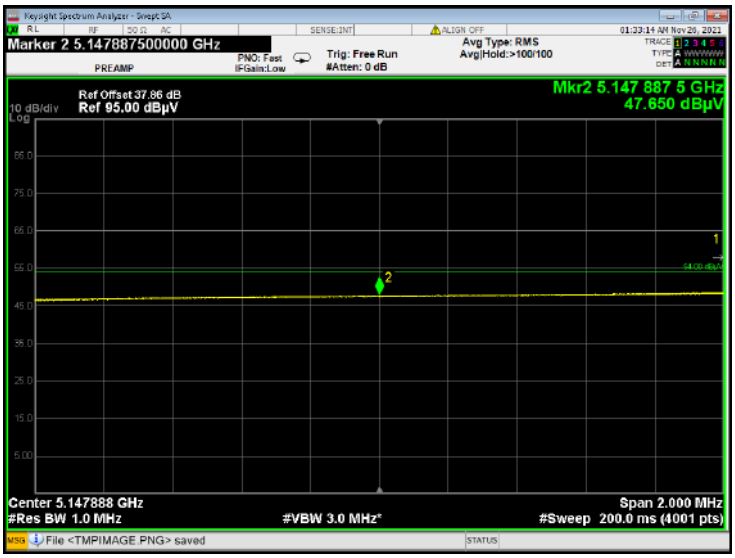

U-NII-1 11n20 CH36 Peak

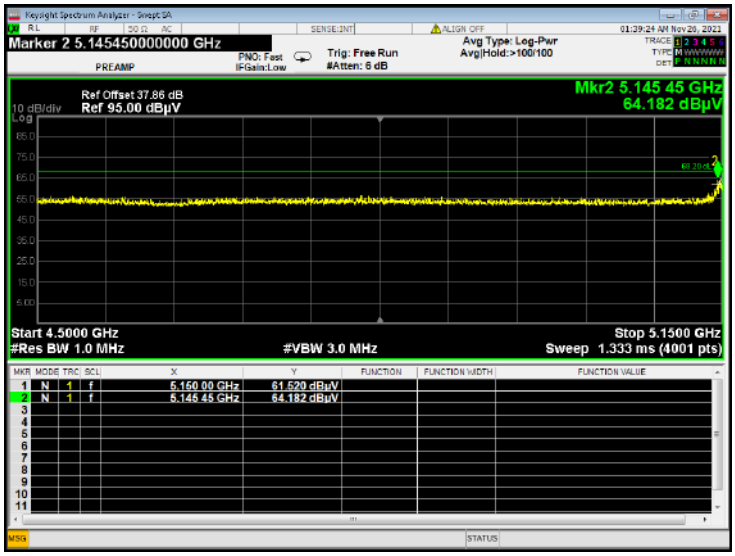

U-NII-1 11n20 CH48 Peak

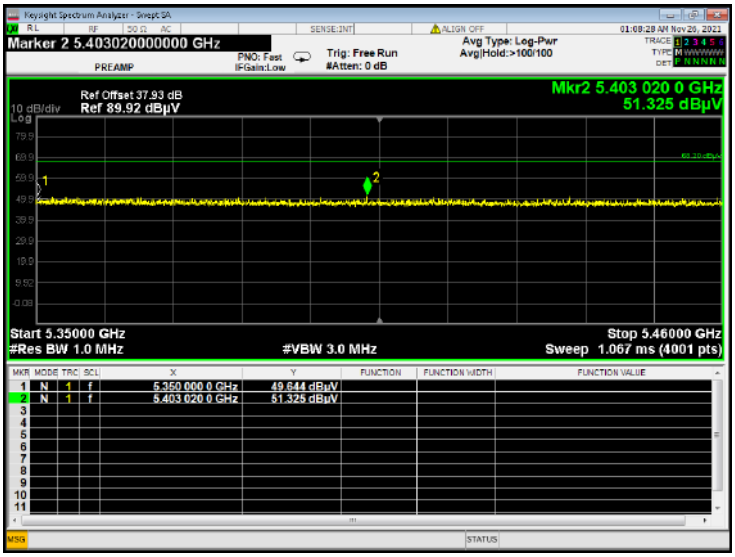

U-NII-1 11n20 CH36 AV

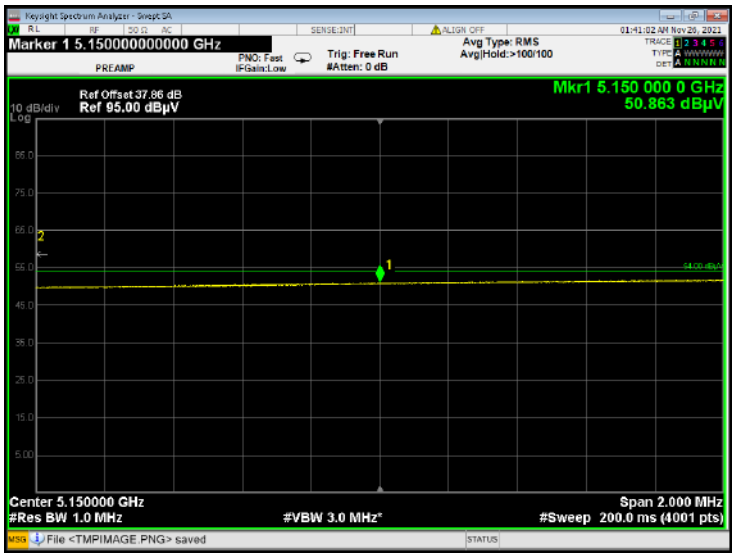

U-NII-1 11n20 CH36 AV

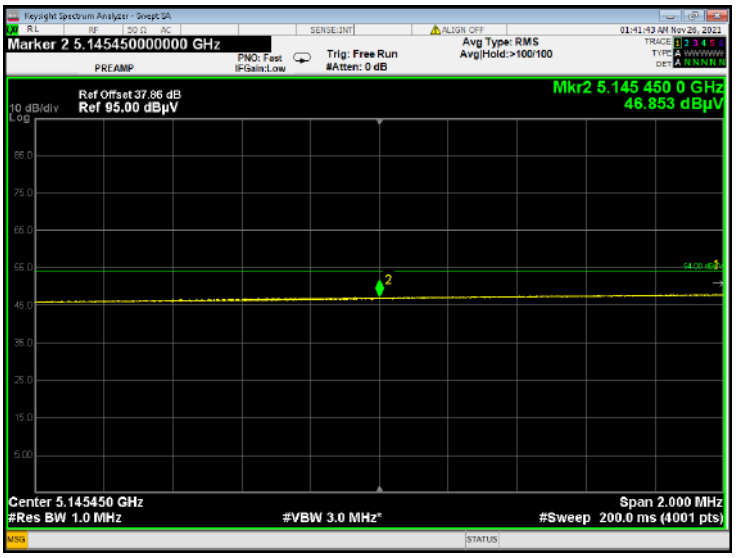

U-NII-1 11n40 CH38 Peak

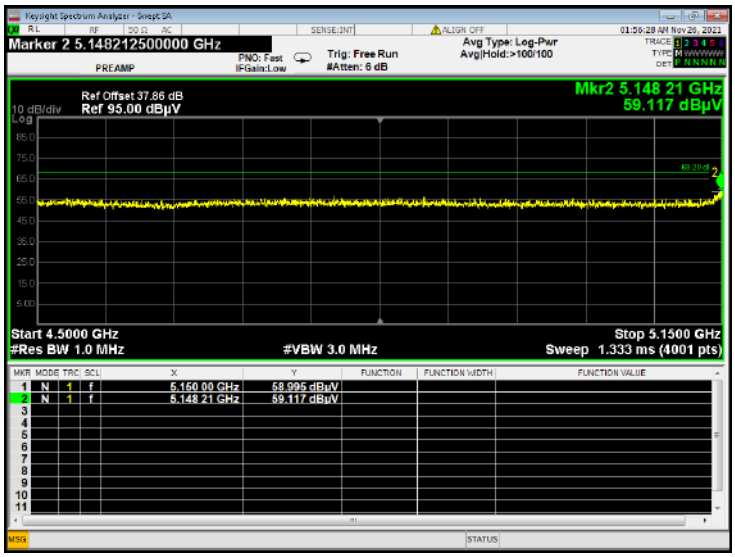

U-NII-1 11n40 CH46 Peak

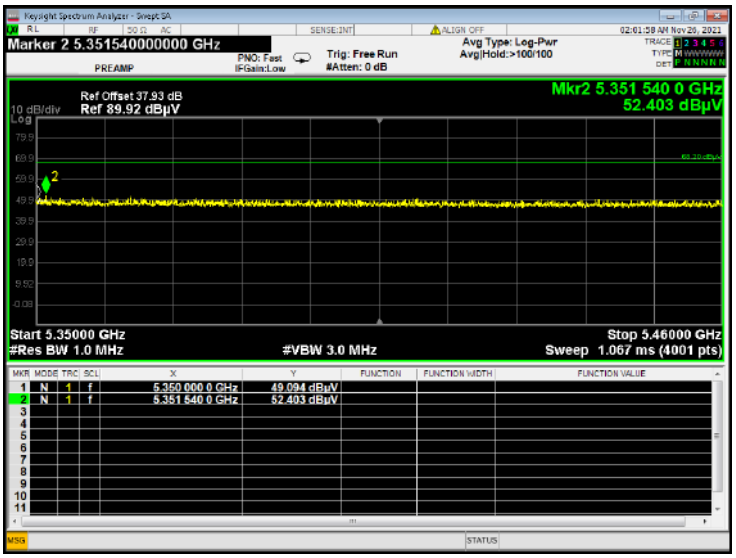

U-NII-1 11n40 CH38 AV

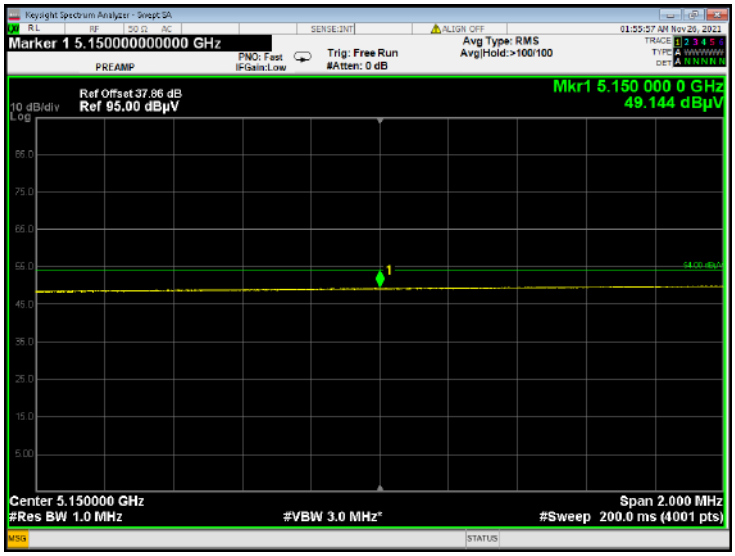

U-NII-1 11n40 CH38 AV

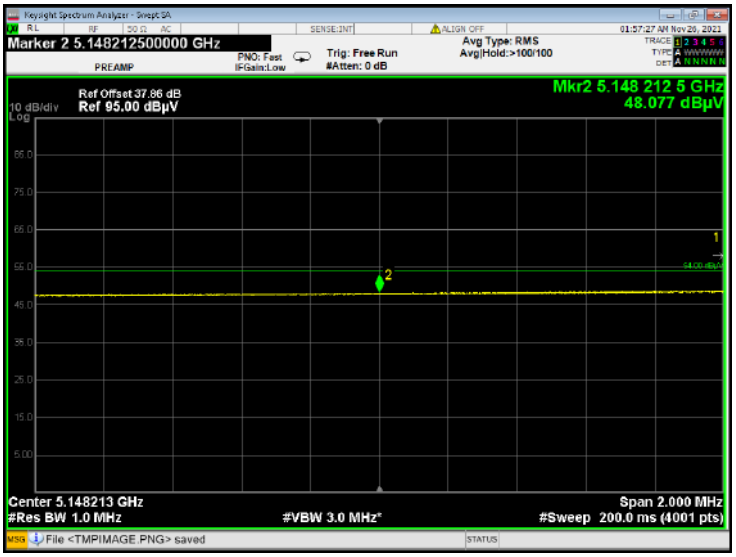

U-NII-1 11ac20 CH36 Peak

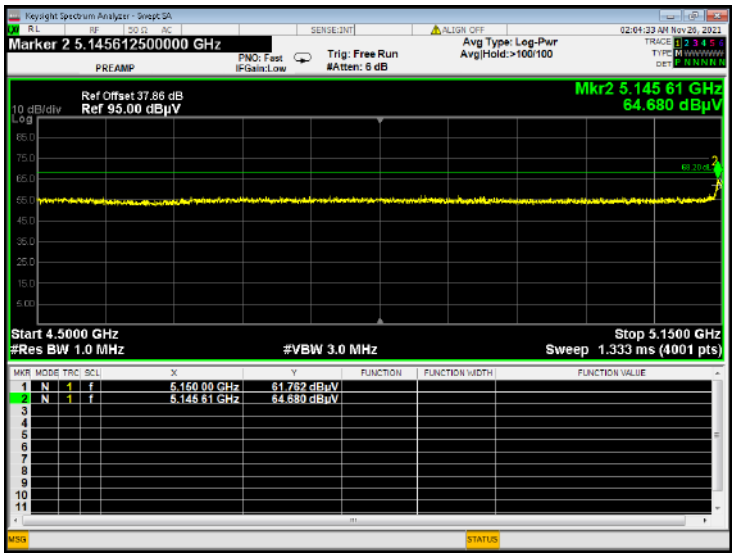

U-NII-1 11ac20 CH48 Peak

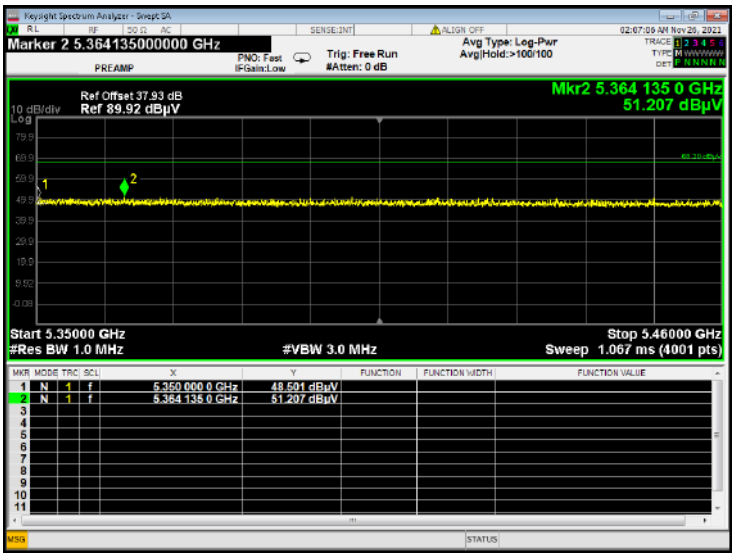

U-NII-1 11ac20 CH36 AV

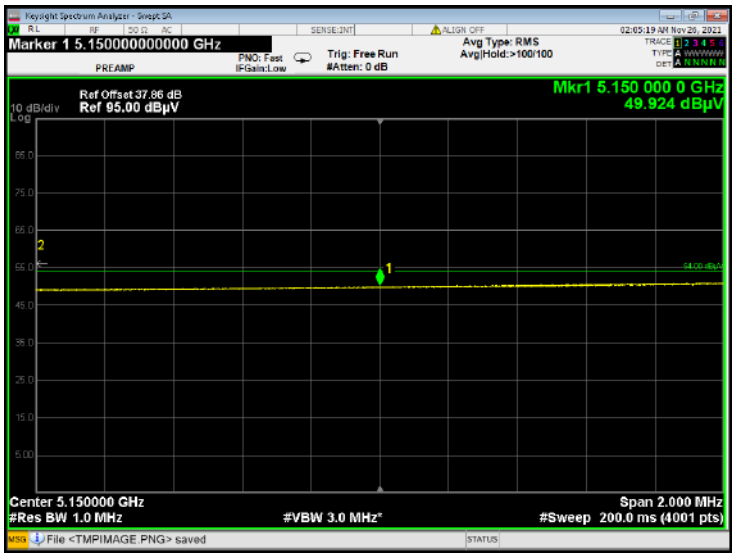

U-NII-1 11ac20 CH36 AV

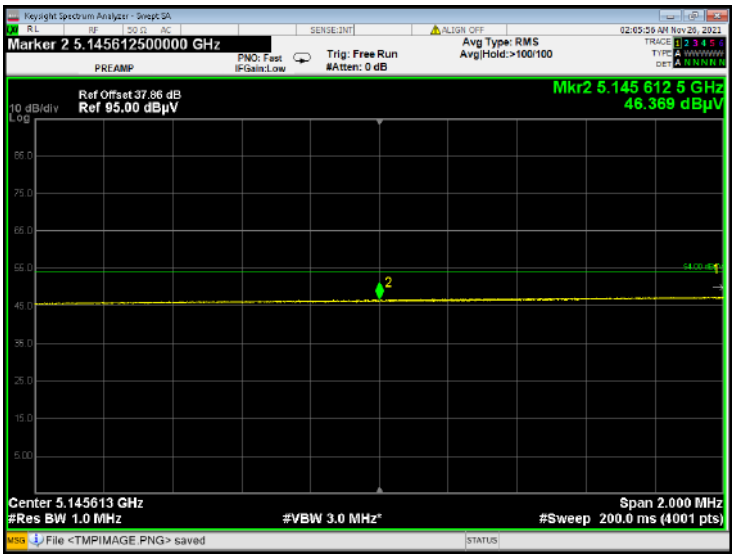

U-NII-1 11ac40 CH38 Peak

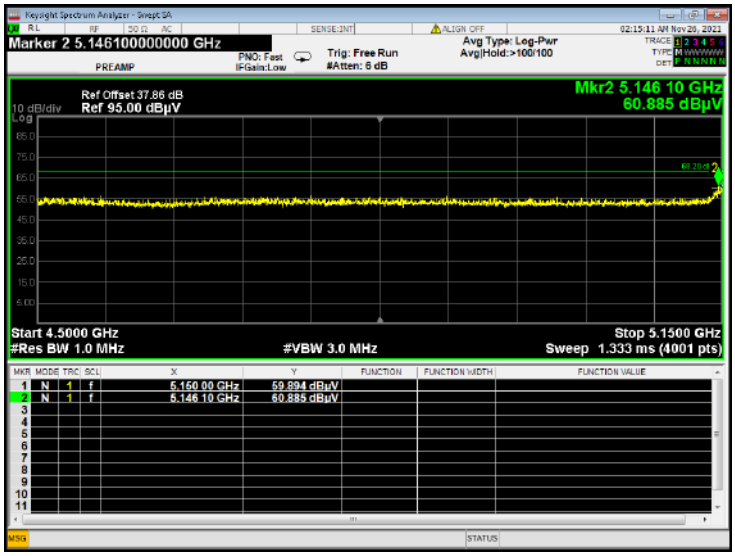

U-NII-1 11ac40 CH46 Peak

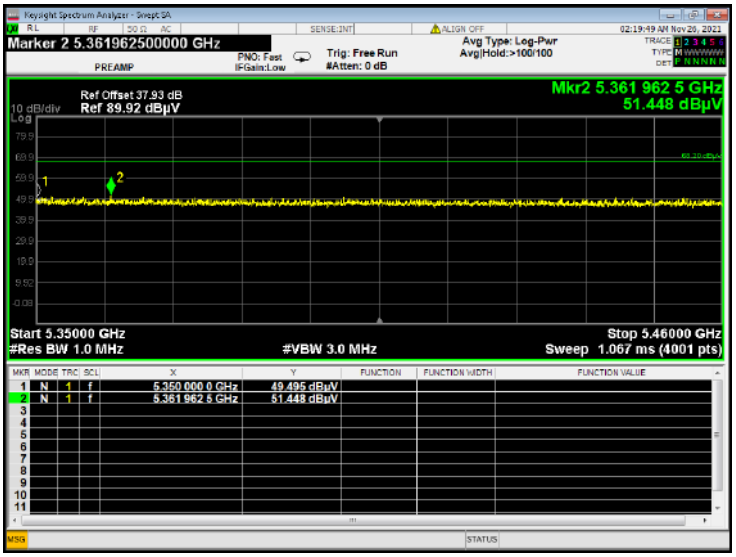

U-NII-1 11ac40 CH38 AV

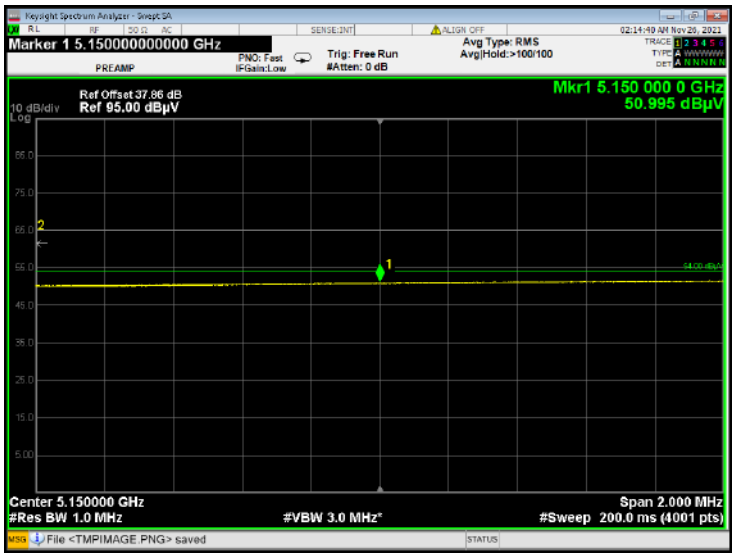

U-NII-1 11ac40 CH38 AV

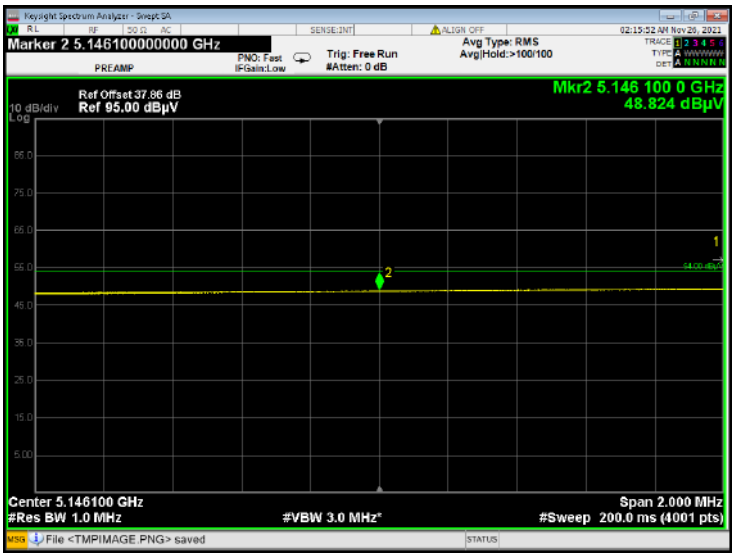

U-NII-1 11ac80 CH42 Peak

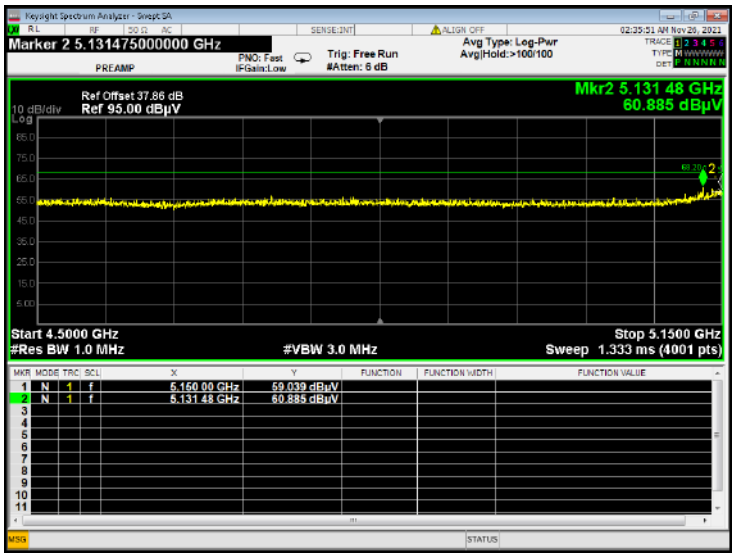

U-NII-1 11ac80 CH42 Peak

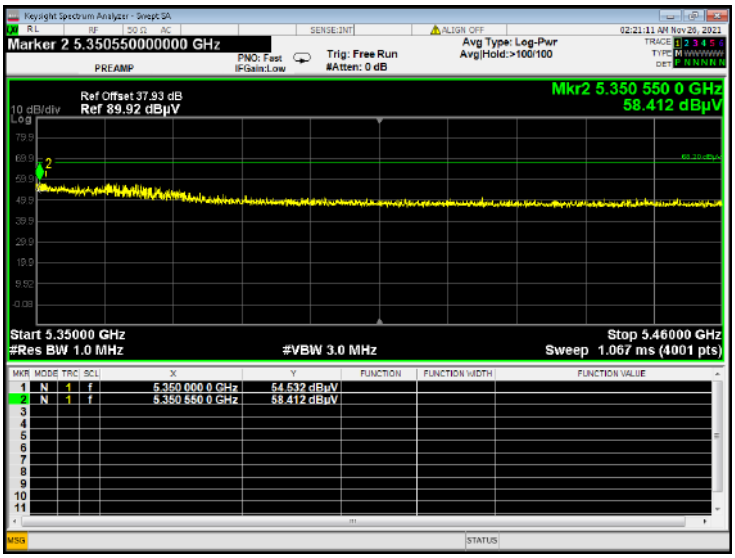

U-NII-1 11ac80 CH42 AV

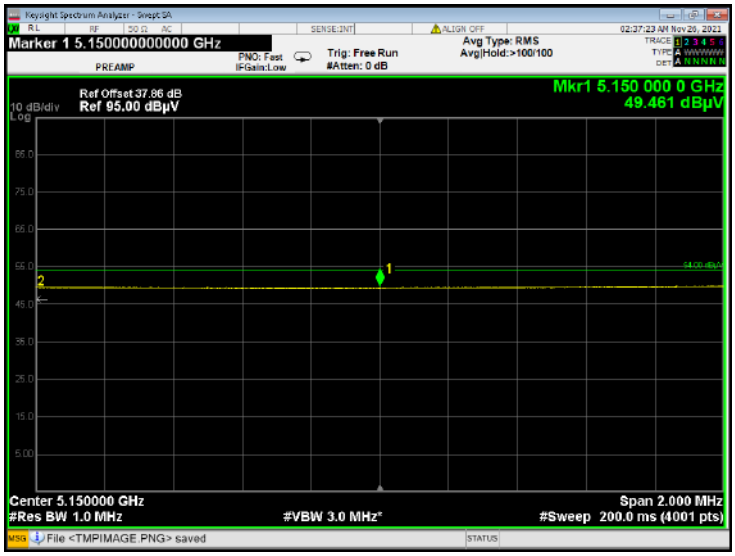

U-NII-1 11ac80 CH42 AV

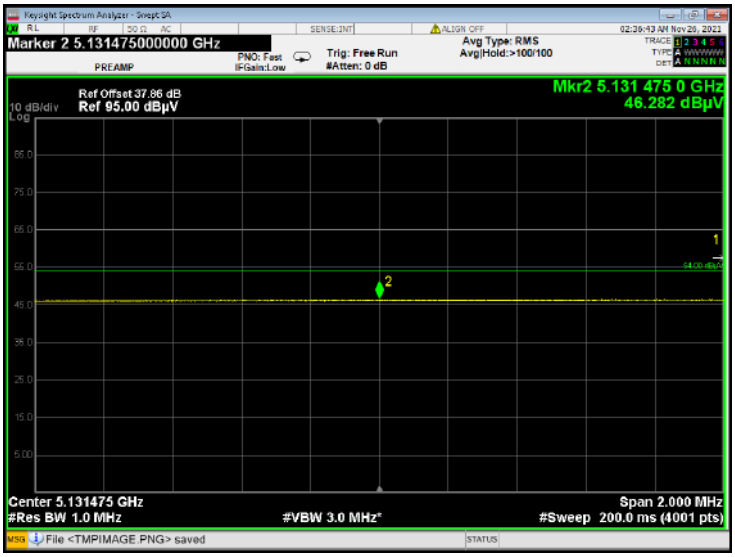

U-NII-1 11ac80 CH42 AV

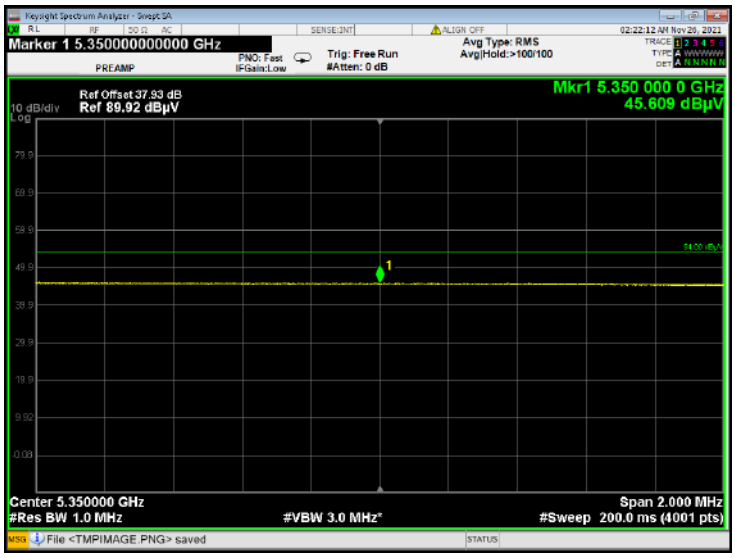

U-NII-1 11ac80 CH42 AV

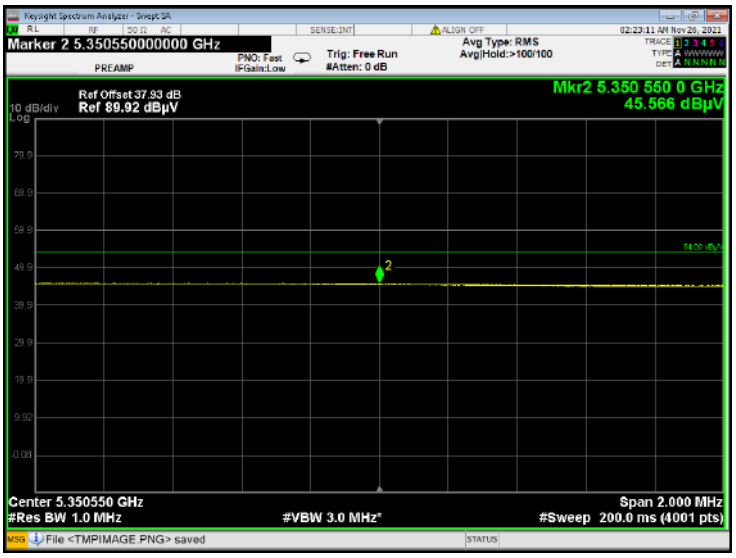

ANNEX B TEST SETUP PHOTOS

Please refer the document “BL-SZ21B0396-AR.PDF”.

ANNEX C EUT EXTERNAL PHOTOS

Please refer the document “BL-SZ21B0396-AW.PDF”.

ANNEX D EUT INTERNAL PHOTOS

Please refer the document “BL-SZ21B0396-AI.PDF”.

--END OF REPORT--