Appendix Test Data for WLAN(2.4G) (Conducted Measurement)

Product Name: SET TOP BOX

Trade Mark: STAVIX

Test Model: MK-OM02-AM

FCC ID: 2A4GF-AO908AB

Environmental Conditions

Temperature:	25.5°C
Relative Humidity:	55%
ATM Pressure:	100.0 kPa
Test Engineer:	Anna Hu
Supervised by:	Hugo Chen
NOTE	N/A

Appendix A: DTS Bandwidth

Test Result

TestMode	Antenna	Channel	DTS BW [MHz]	FL[MHz]	FH[MHz]	Limit[MHz]	Verdict
11B	Ant1	2412	10.040	2406.960	2417.000	0.5	PASS
	Ant2	2412	10.080	2406.960	2417.040	0.5	PASS
	Ant1	2437	10.080	2431.960	2442.040	0.5	PASS
	Ant2	2437	10.080	2431.960	2442.040	0.5	PASS
	Ant1	2462	10.080	2456.960	2467.040	0.5	PASS
	Ant2	2462	10.040	2457.040	2467.080	0.5	PASS
11G	Ant1	2412	16.320	2403.840	2420.160	0.5	PASS
	Ant2	2412	15.600	2404.120	2419.720	0.5	PASS
	Ant1	2437	15.680	2429.240	2444.920	0.5	PASS
	Ant2	2437	15.920	2428.880	2444.800	0.5	PASS
	Ant1	2462	15.640	2454.120	2469.760	0.5	PASS
	Ant2	2462	16.320	2453.840	2470.160	0.5	PASS
11N20MIMO	Ant1	2412	17.200	2403.240	2420.440	0.5	PASS
	Ant2	2412	17.320	2403.200	2420.520	0.5	PASS
	Ant1	2437	17.200	2428.240	2445.440	0.5	PASS
	Ant2	2437	17.280	2428.240	2445.520	0.5	PASS
	Ant1	2462	17.200	2453.240	2470.440	0.5	PASS
	Ant2	2462	17.320	2453.240	2470.560	0.5	PASS
11N40MIMO	Ant1	2422	35.120	2404.480	2439.600	0.5	PASS
	Ant2	2422	35.920	2403.920	2439.840	0.5	PASS
	Ant1	2437	35.120	2419.480	2454.600	0.5	PASS
	Ant2	2437	35.120	2419.480	2454.600	0.5	PASS
	Ant1	2452	35.120	2434.480	2469.600	0.5	PASS
	Ant2	2452	35.920	2433.920	2469.840	0.5	PASS

Test Graphs

11B_Ant1_2412

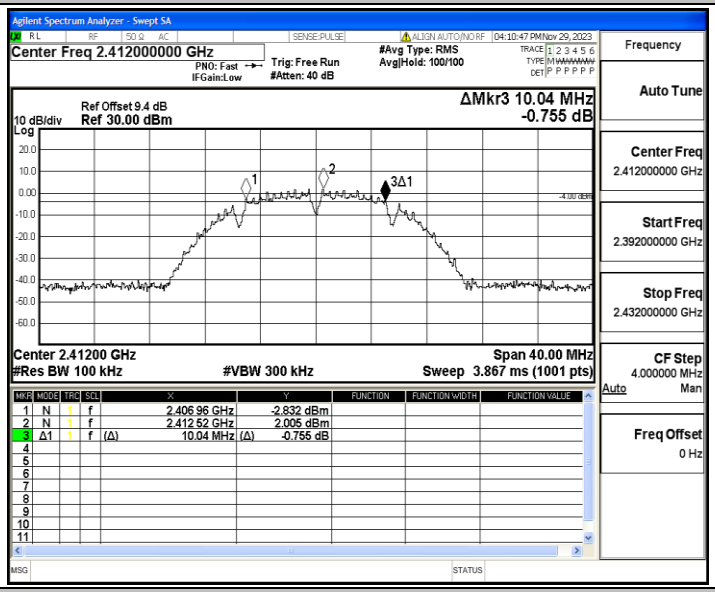

11B_Ant2_2412

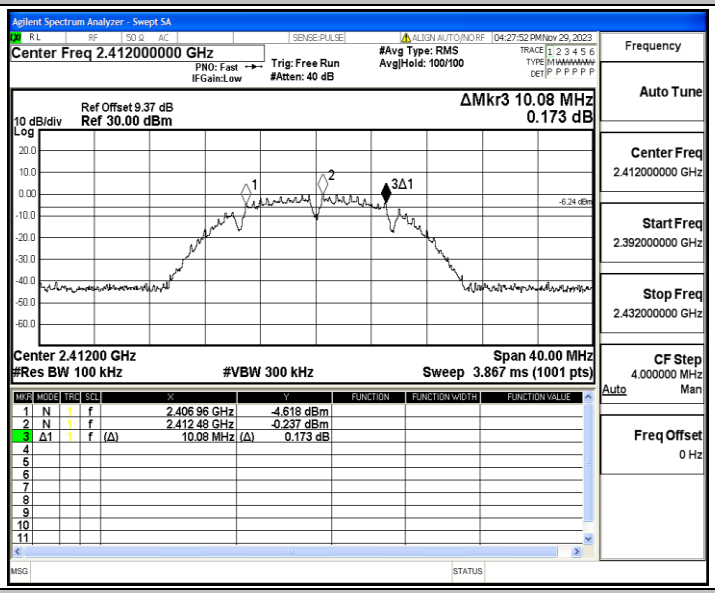

11B_Ant1_2437

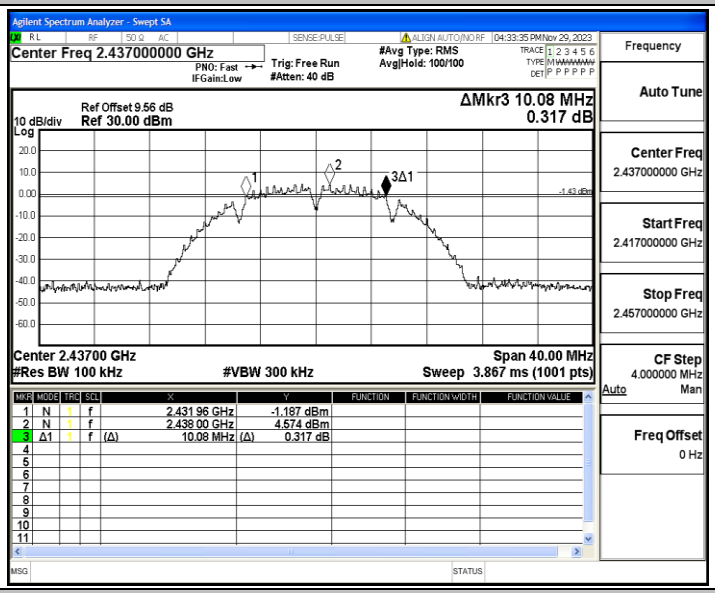

11B_Ant2_2437

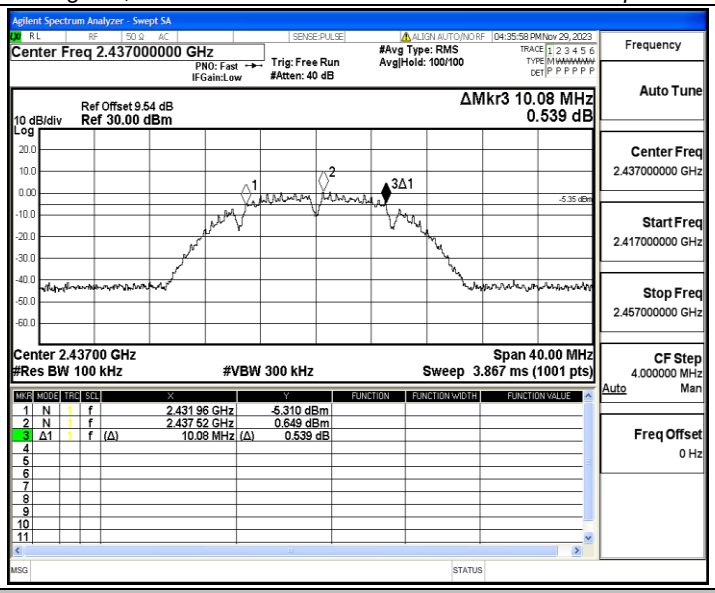

11B_Ant1_2462

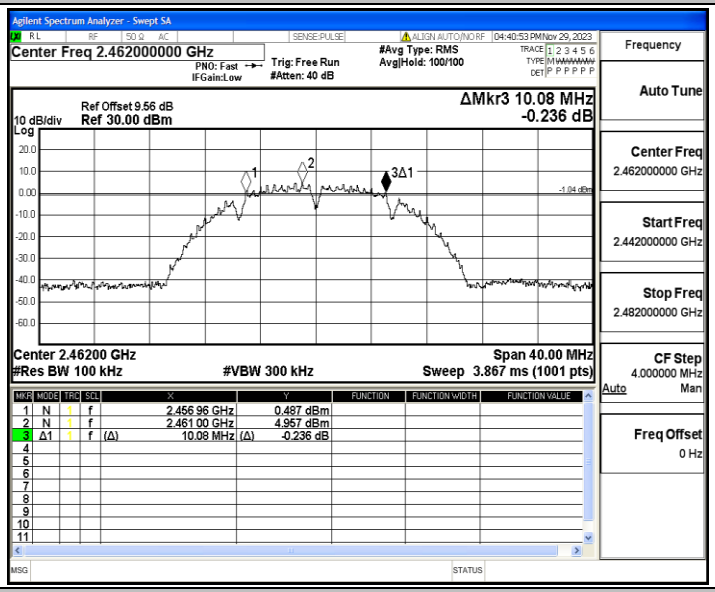

11B_Ant2_2462

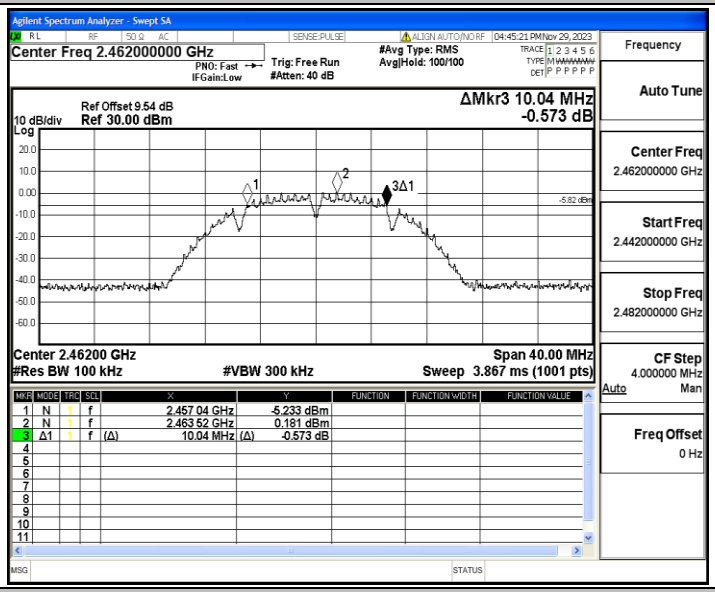

11G_Ant1_2412

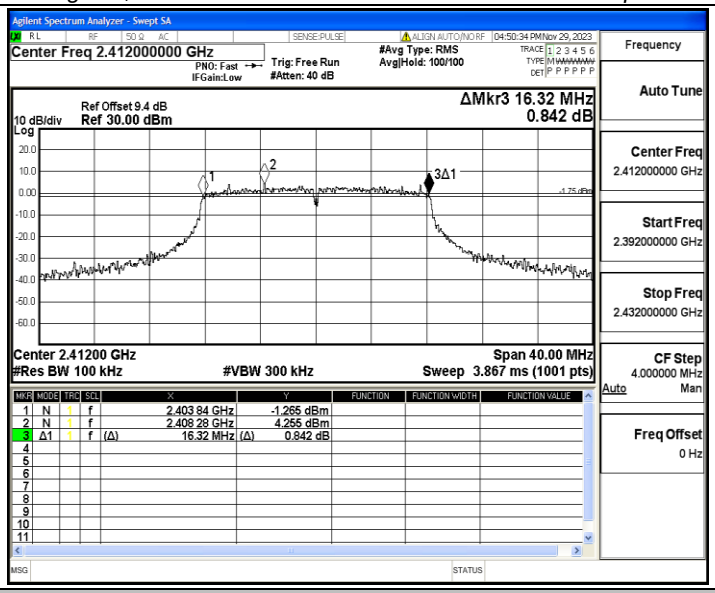

11G_Ant2_2412

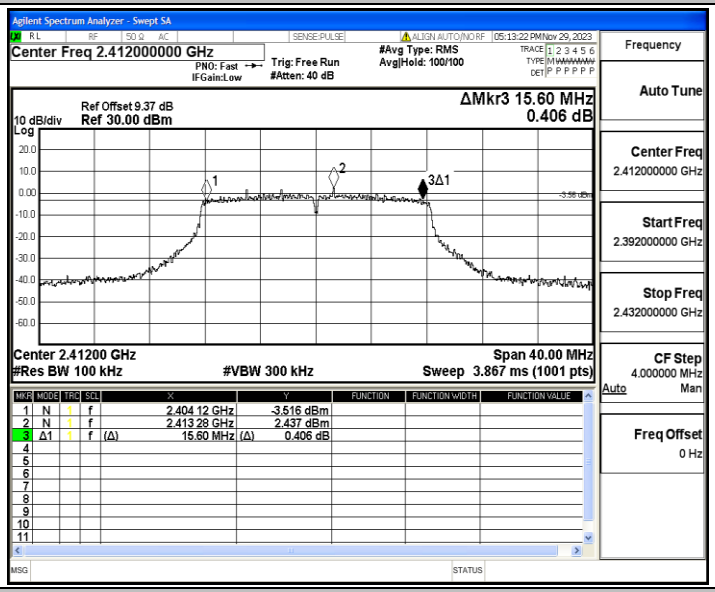

11G_Ant1_2437

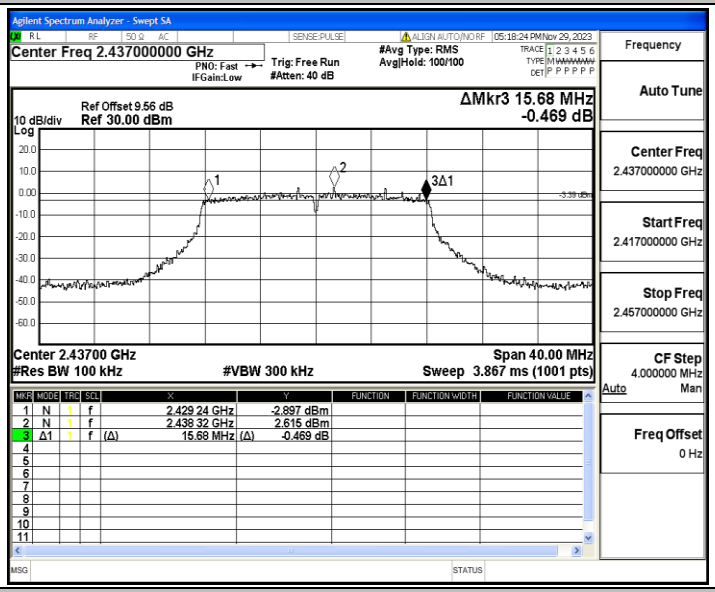

11G_Ant2_2437

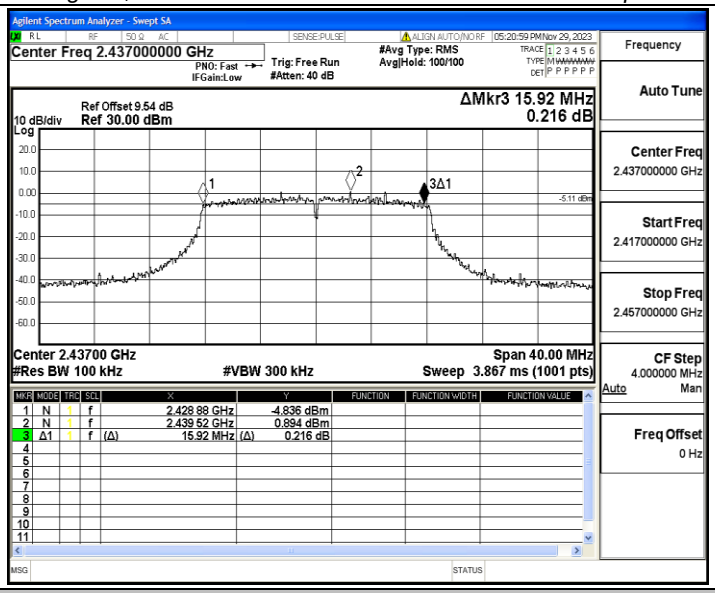

11G_Ant1_2462

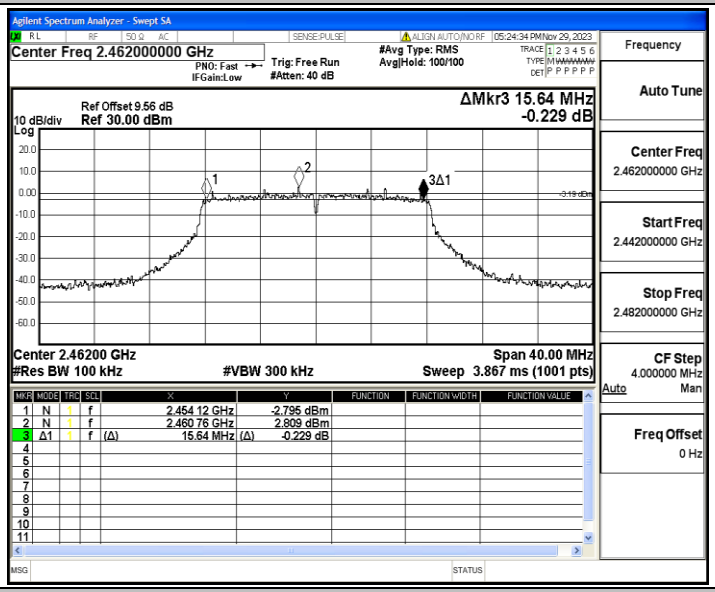

11G_Ant2_2462

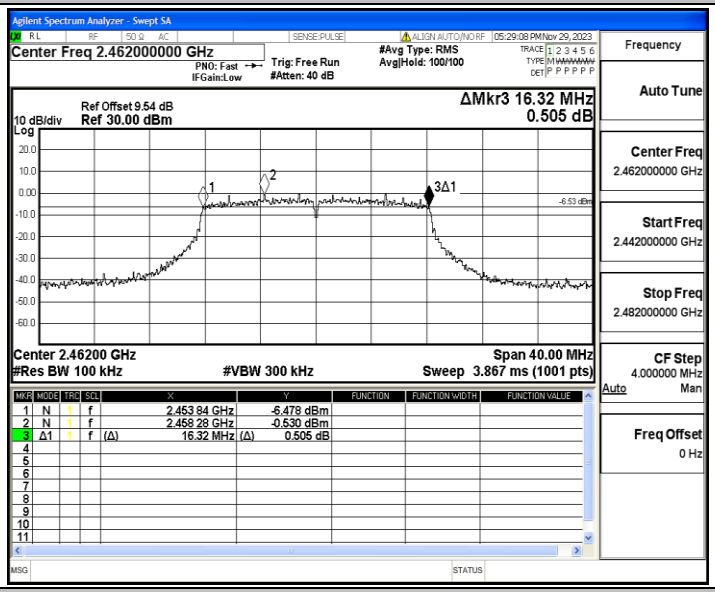

11N20MIMO_Ant1_2412

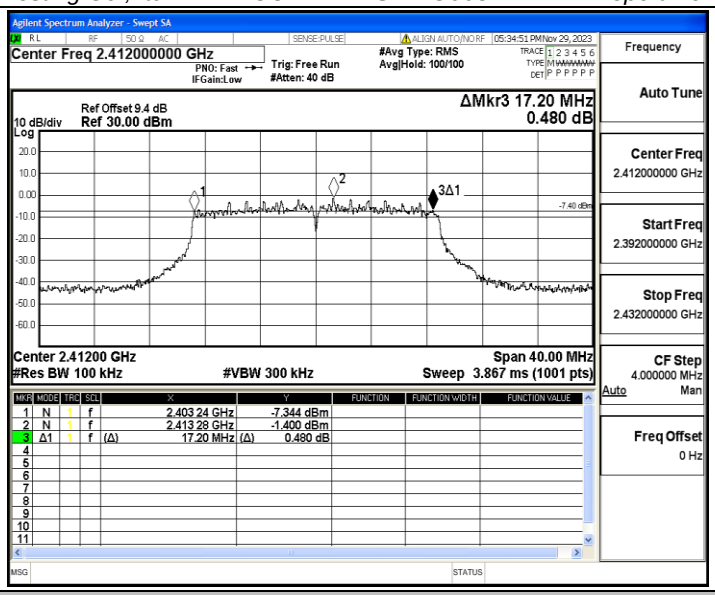

11N20MIMO_Ant2_2412

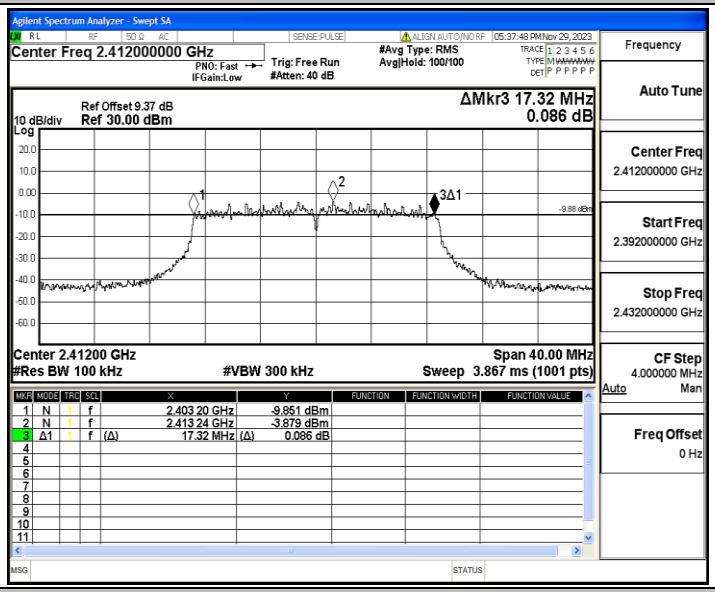

11N20MIMO_Ant1_2437

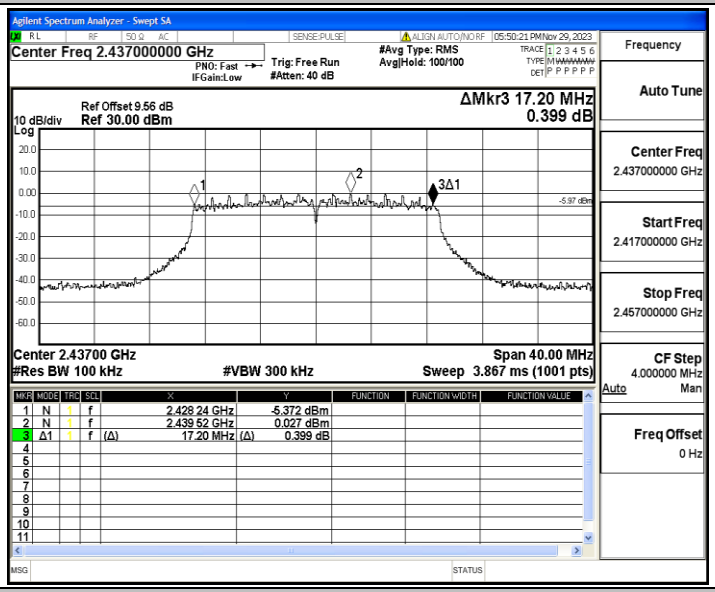

11N20MIMO_Ant2_2437

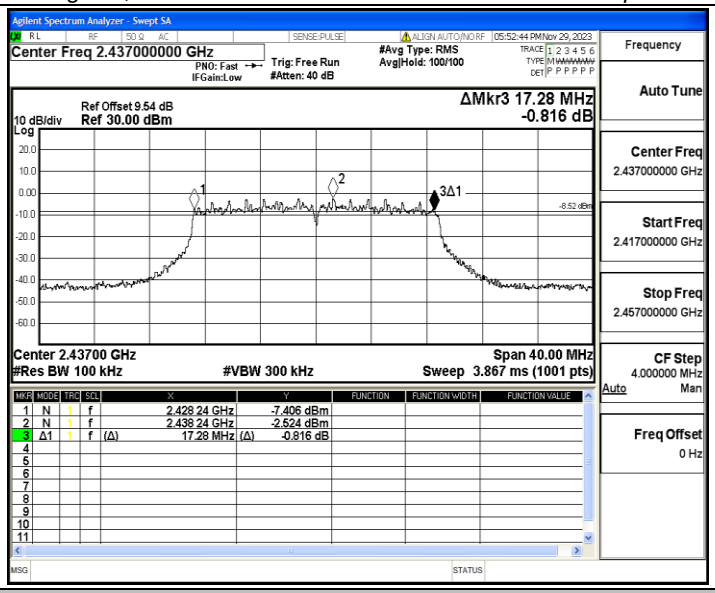

11N20MIMO_Ant1_2462

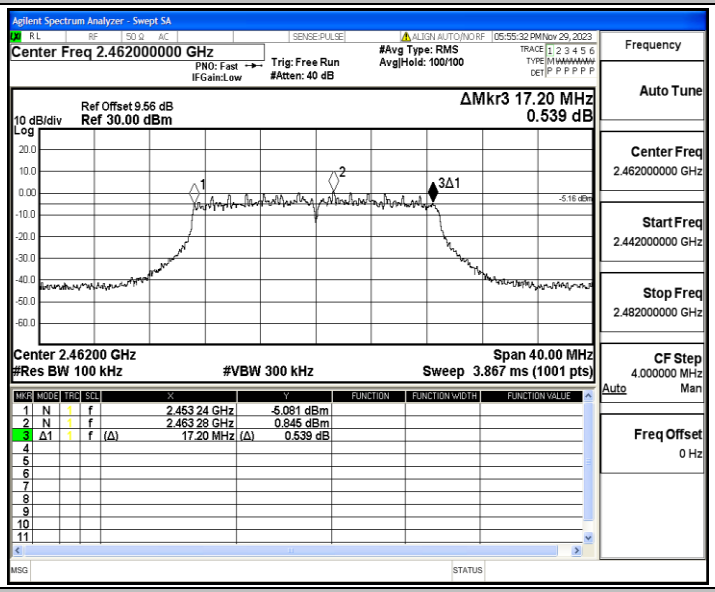

11N20MIMO_Ant2_2462

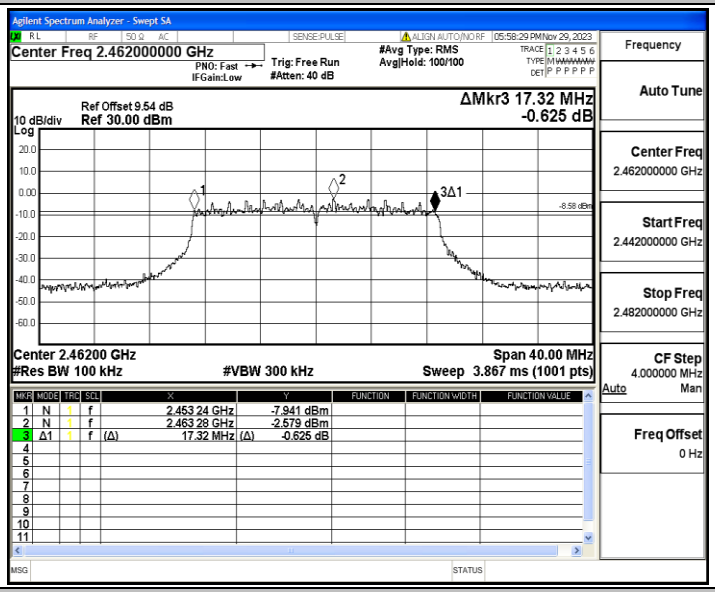

11N40MIMO_Ant1_2422

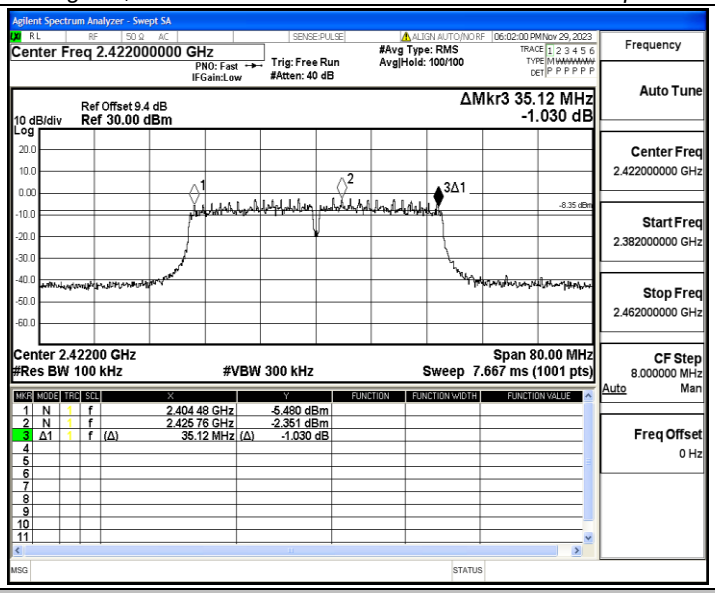

11N40MIMO_Ant2_2422

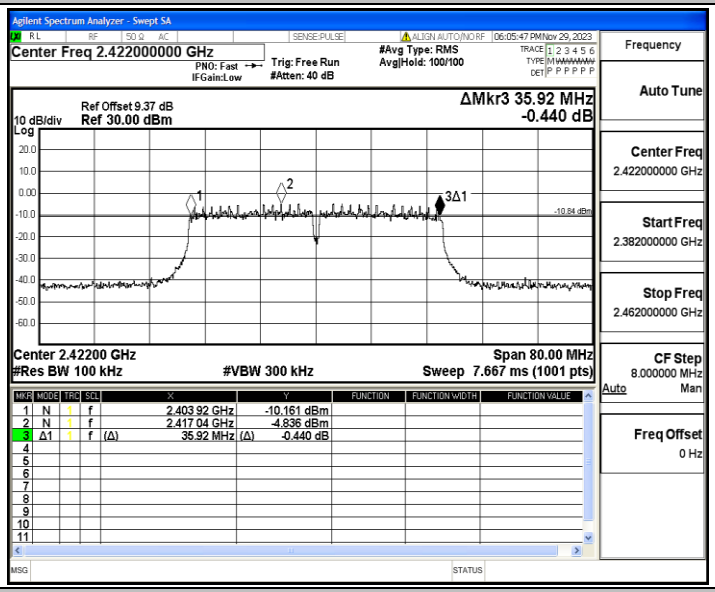

11N40MIMO_Ant1_2437

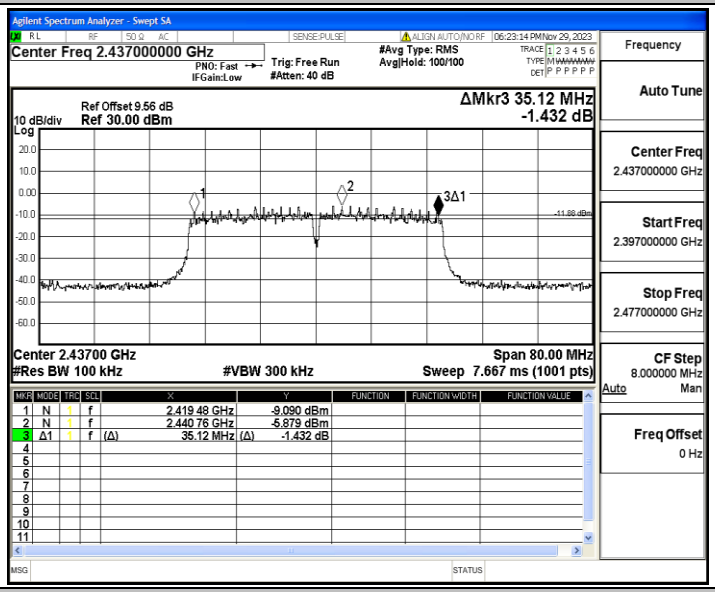

11N40MIMO_Ant2_2437

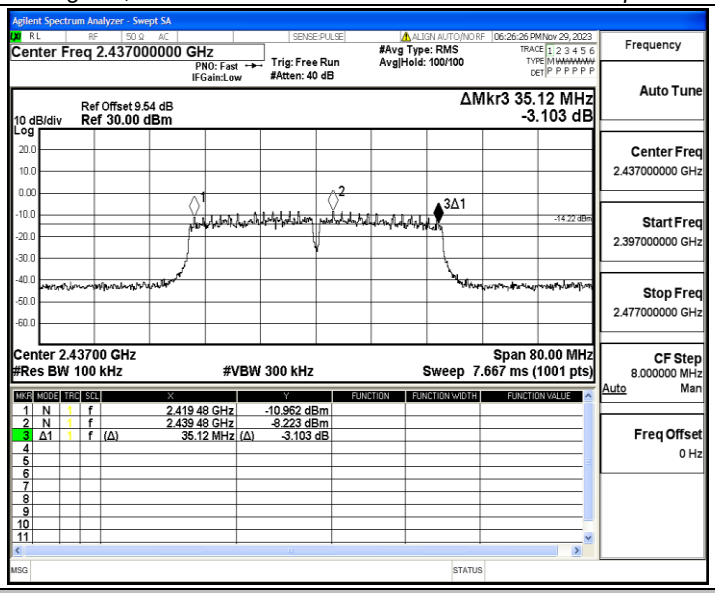

11N40MIMO_Ant1_2452

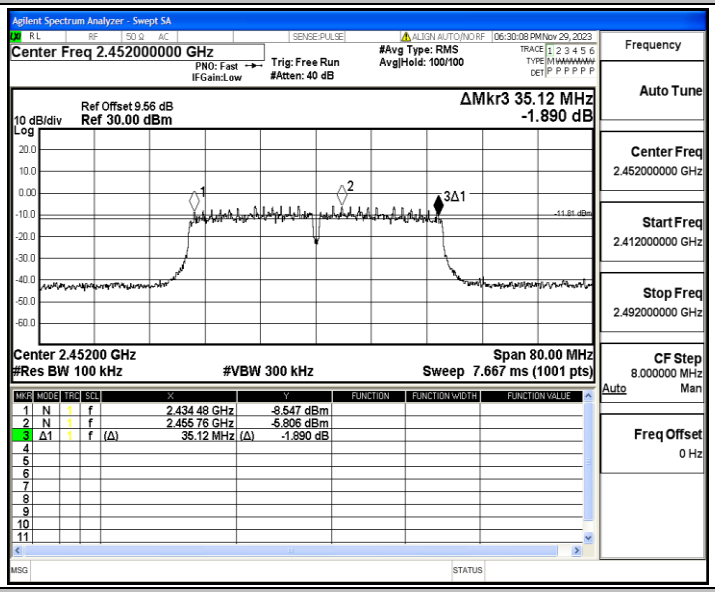

11N40MIMO_Ant2_2452

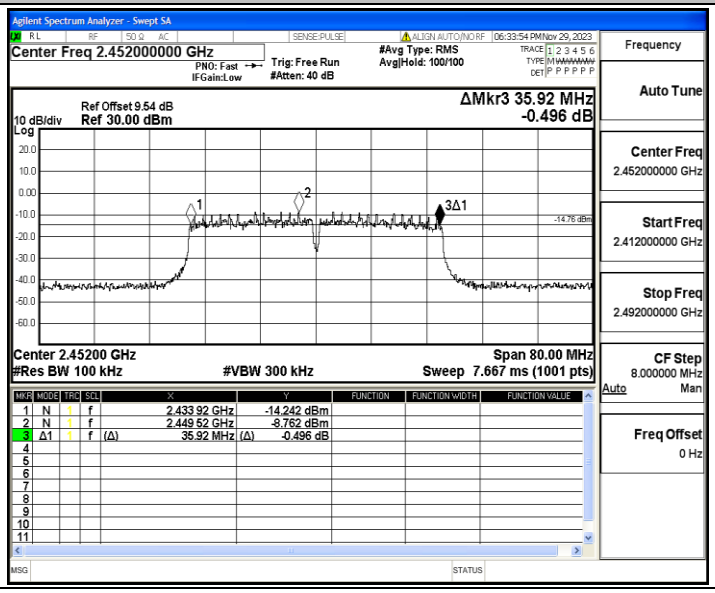

Appendix B: Occupied Channel Bandwidth

Test Result

TestMode	Antenna	Channel	OCB [MHz]	FL[MHz]	FH[MHz]	Limit[MHz]	Verdict
11B	Ant1	2412	14.643	2404.7495	2419.3925	---	---
	Ant2	2412	14.680	2404.6681	2419.3481	---	---
	Ant1	2437	14.666	2429.7519	2444.4179	---	---
	Ant2	2437	14.626	2429.6955	2444.3215	---	---
	Ant1	2462	14.705	2454.7211	2469.4261	---	---
	Ant2	2462	14.662	2454.7177	2469.3797	---	---
11G	Ant1	2412	16.773	2403.7043	2420.4773	---	---
	Ant2	2412	16.622	2403.7372	2420.3592	---	---
	Ant1	2437	16.727	2428.7133	2445.4403	---	---
	Ant2	2437	16.594	2428.7210	2445.3150	---	---
	Ant1	2462	16.730	2453.7028	2470.4328	---	---
	Ant2	2462	16.627	2453.7305	2470.3575	---	---
11N20MIMO	Ant1	2412	17.870	2403.1368	2421.0068	---	---
	Ant2	2412	17.893	2403.1412	2421.0342	---	---
	Ant1	2437	17.881	2428.1163	2445.9973	---	---
	Ant2	2437	17.867	2428.1152	2445.9822	---	---
	Ant1	2462	17.927	2453.1098	2471.0368	---	---
	Ant2	2462	17.939	2453.0881	2471.0271	---	---
11N40MIMO	Ant1	2422	36.196	2403.9817	2440.1777	---	---
	Ant2	2422	36.478	2403.8011	2440.2791	---	---
	Ant1	2437	36.247	2418.9663	2455.2133	---	---
	Ant2	2437	36.472	2418.8115	2455.2835	---	---
	Ant1	2452	36.259	2433.9329	2470.1919	---	---
	Ant2	2452	36.497	2433.8136	2470.3106	---	---

Test Graphs

11B_Ant1_2412

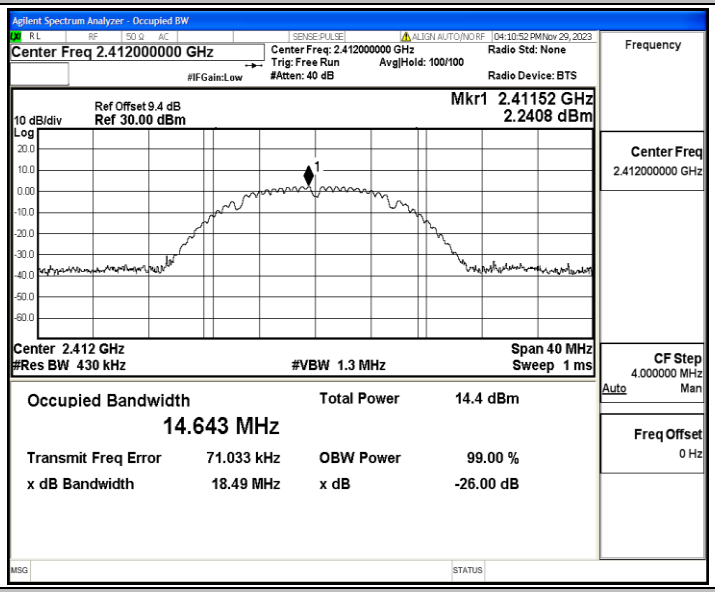

11B_Ant2_2412

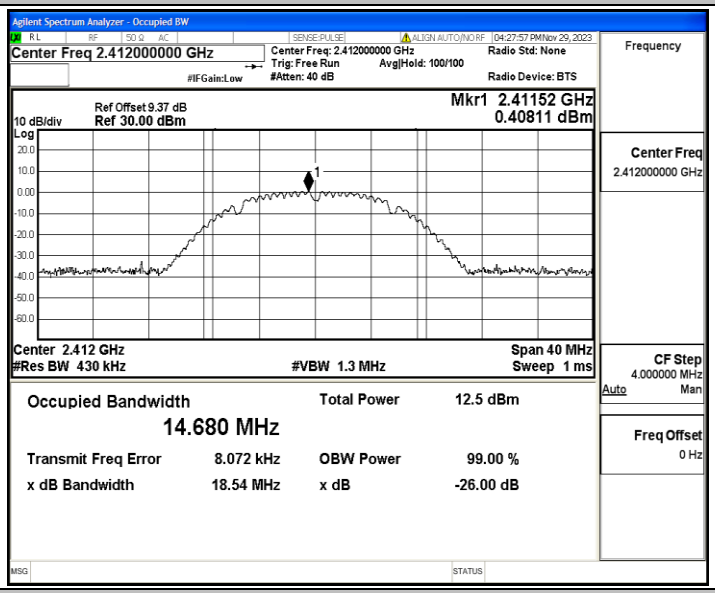

11B_Ant1_2437

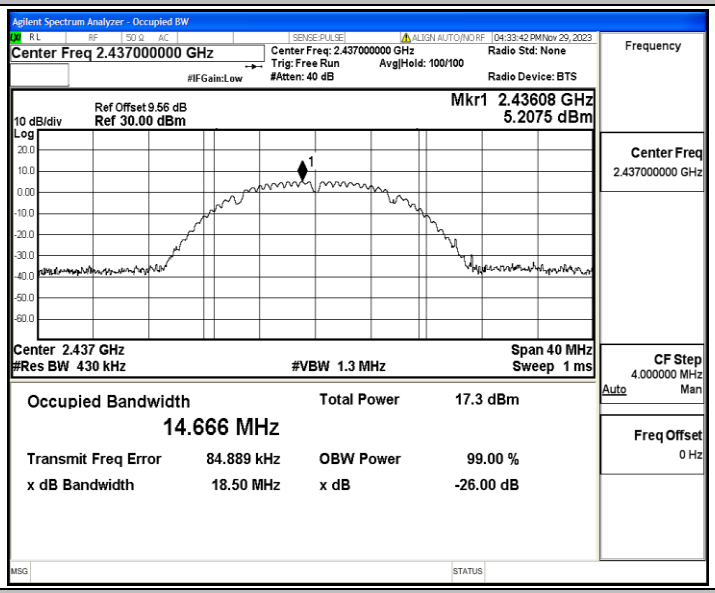

11B_Ant2_2437

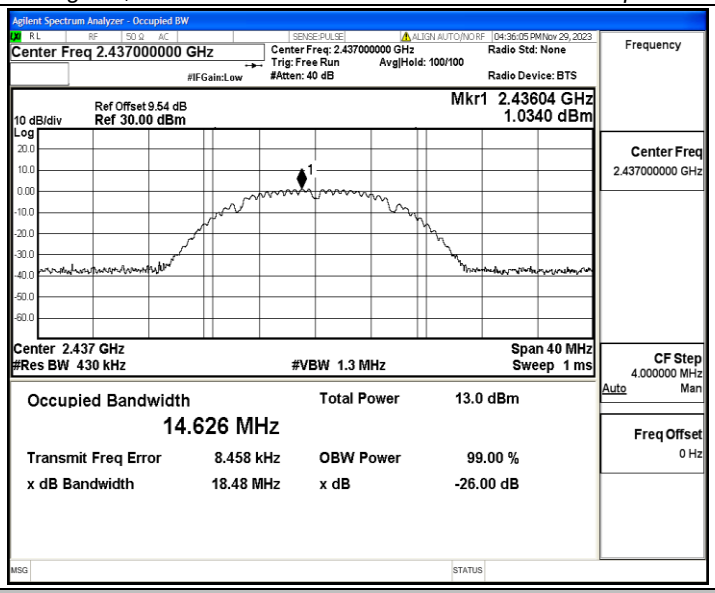

11B_Ant1_2462

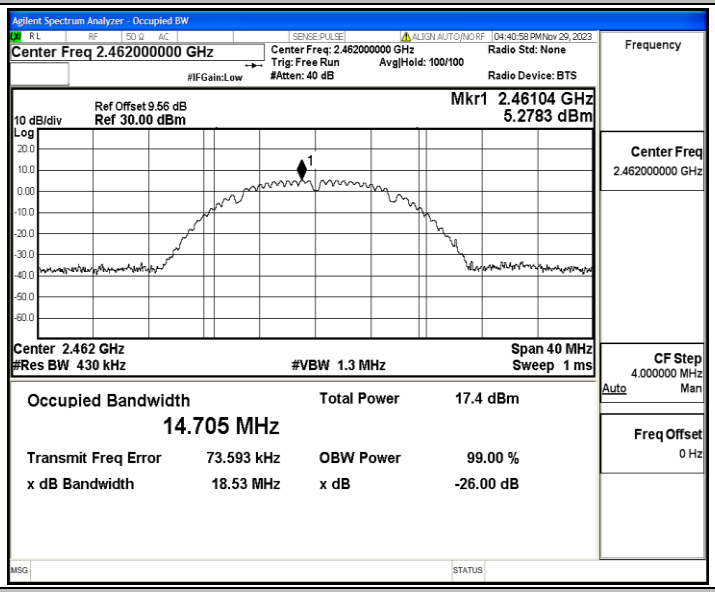

11B_Ant2_2462

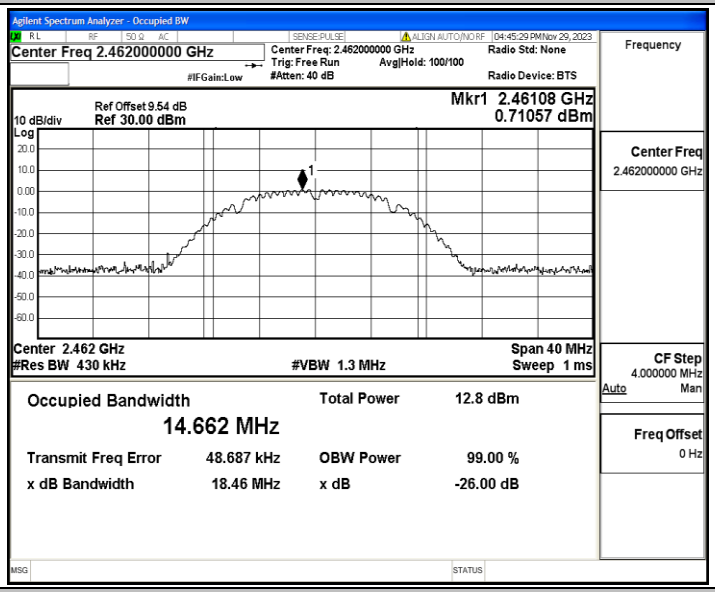

11G_Ant1_2412

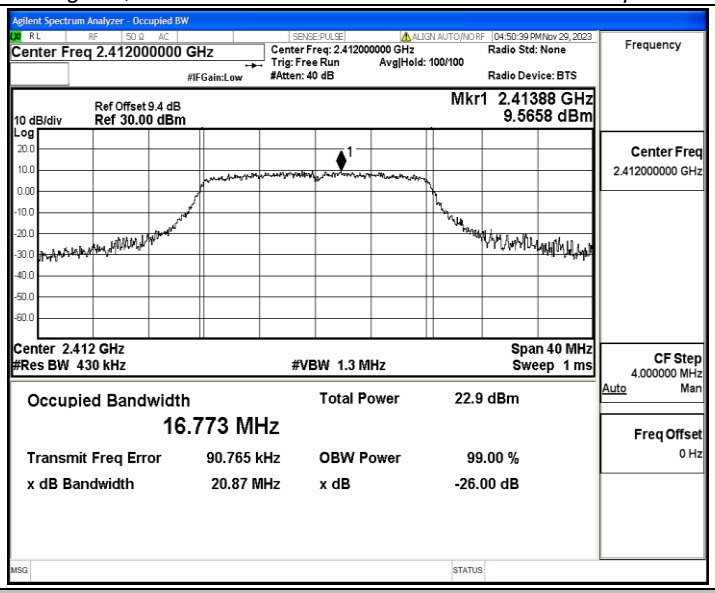

11G_Ant2_2412

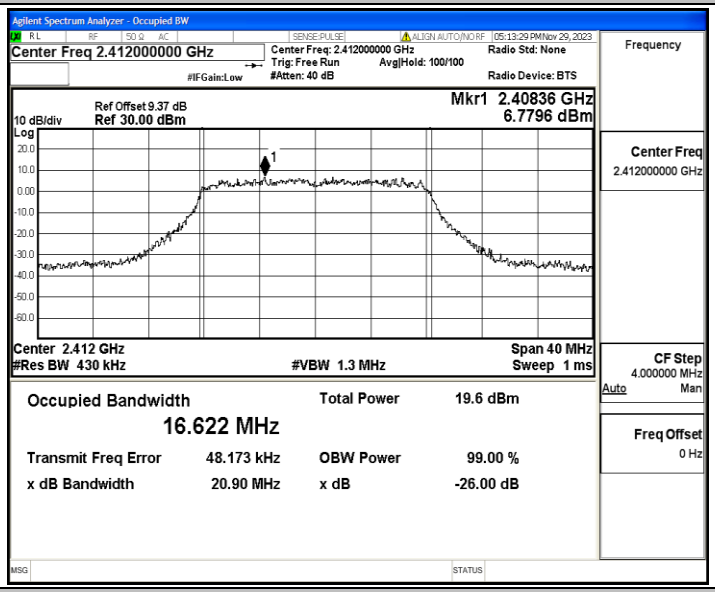

11G_Ant1_2437

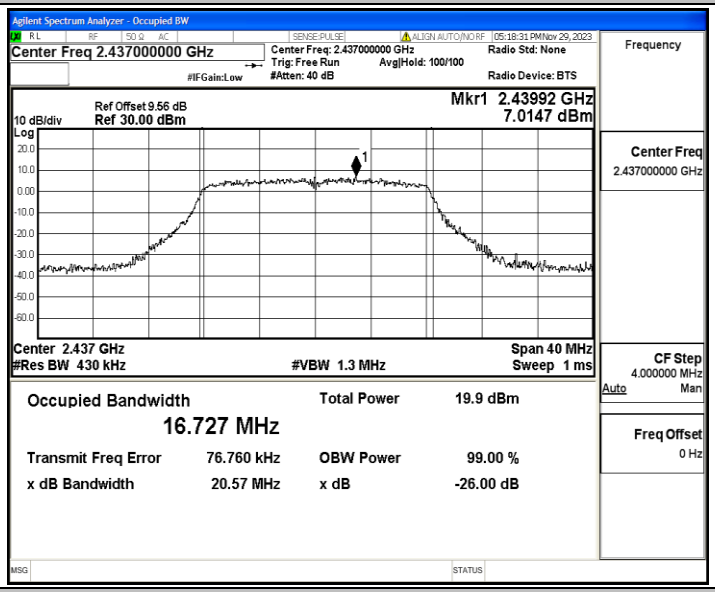

11G_Ant2_2437

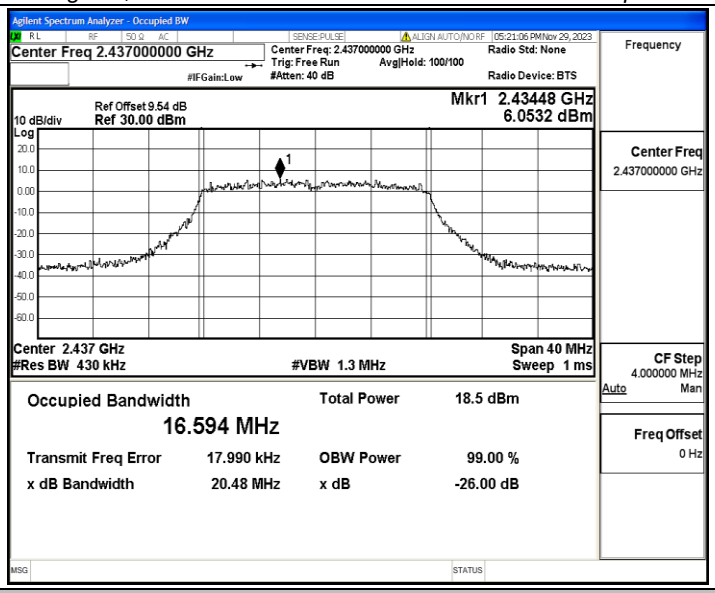

11G_Ant1_2462

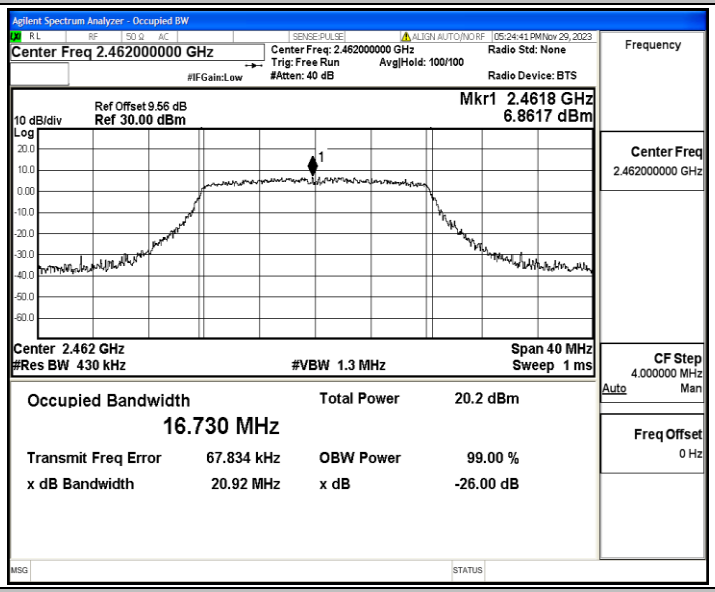

11G_Ant2_2462

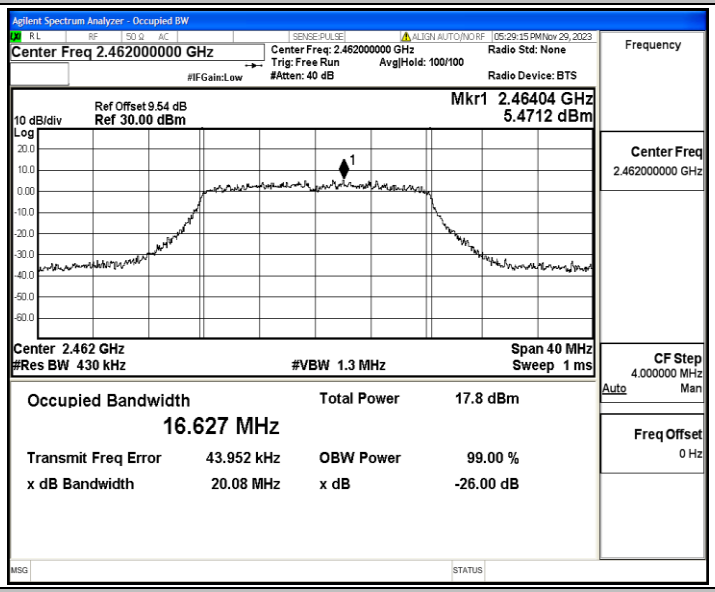

11N20MIMO_Ant1_2412

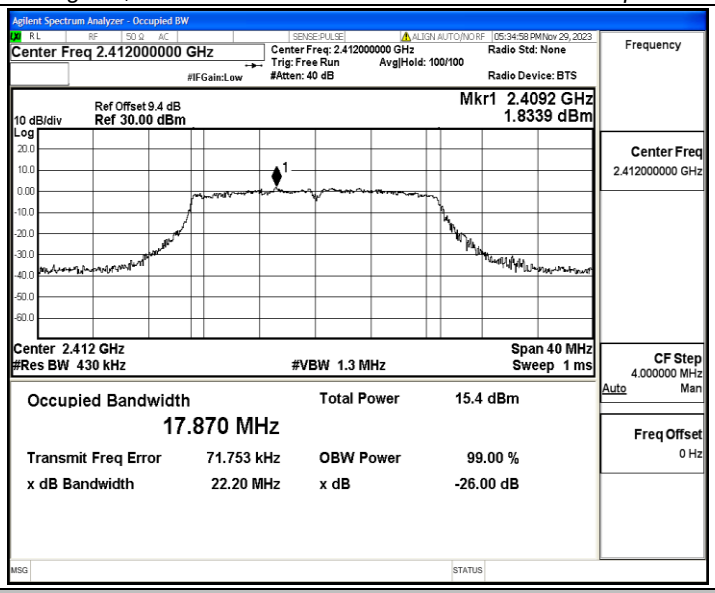

11N20MIMO_Ant2_2412

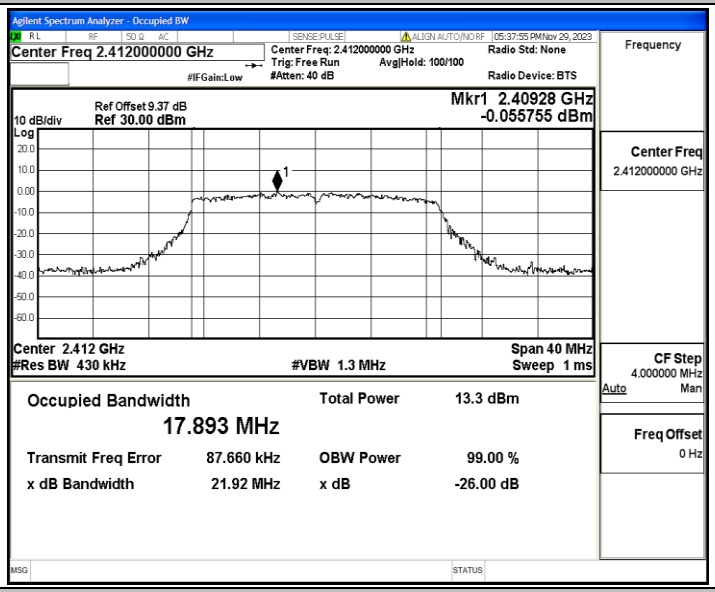

11N20MIMO_Ant1_2437

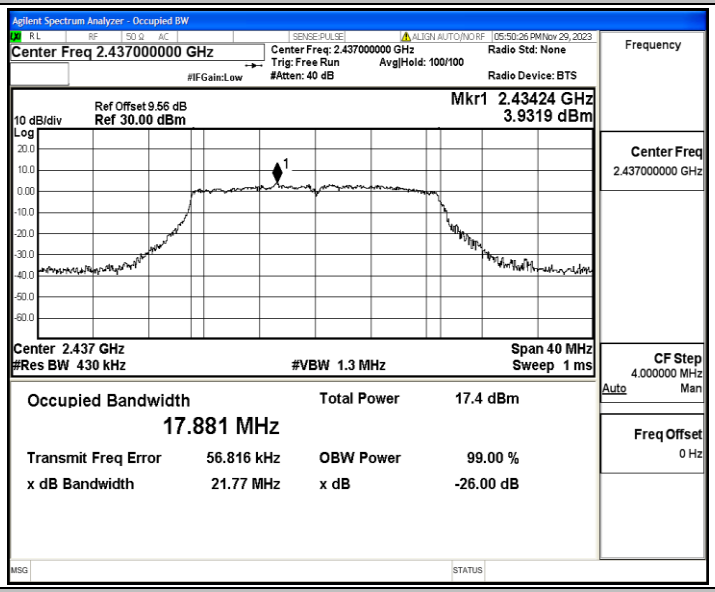

11N20MIMO_Ant2_2437

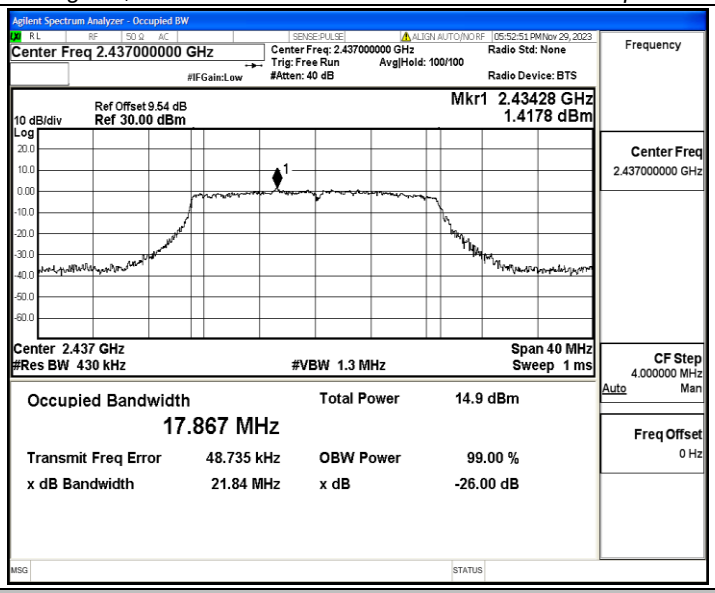

11N20MIMO_Ant1_2462

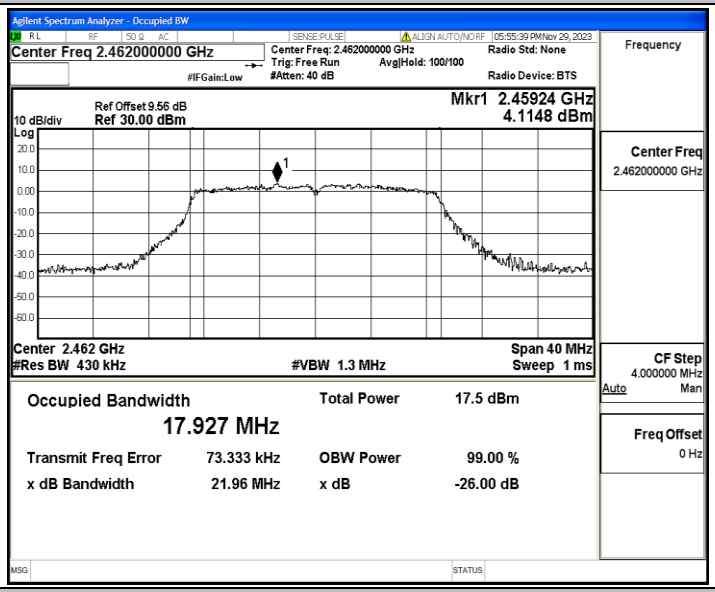

11N20MIMO_Ant2_2462

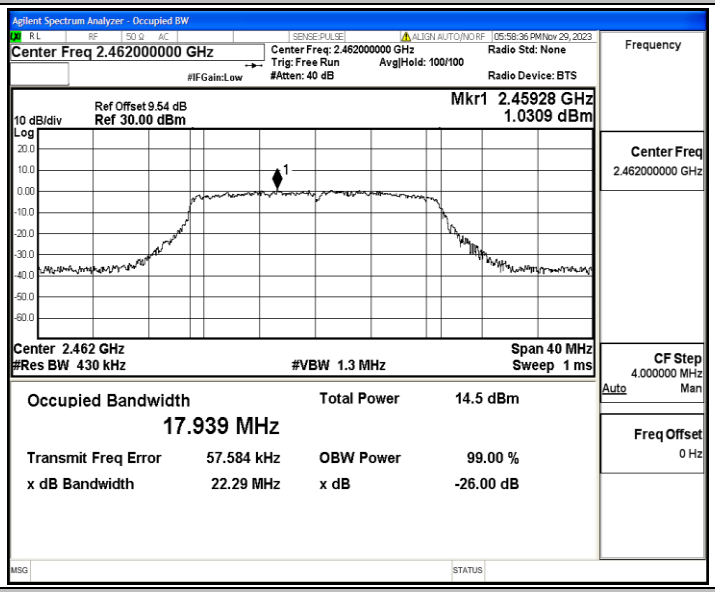

11N40MIMO_Ant1_2422

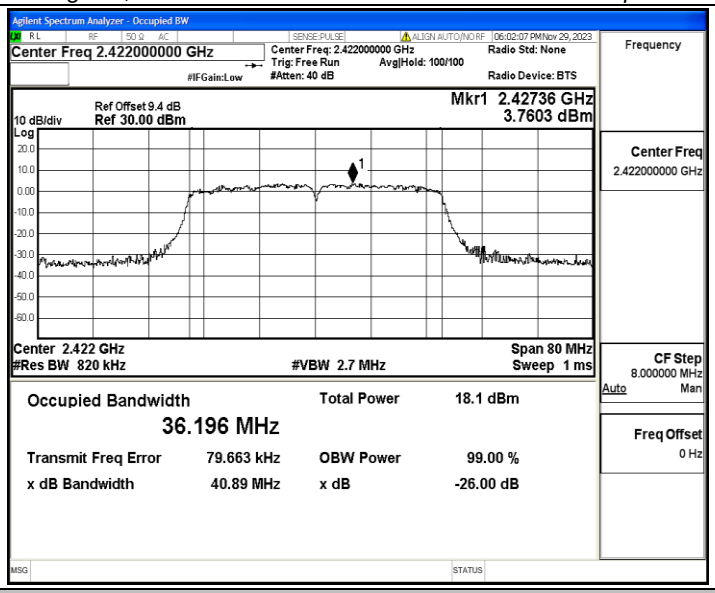

11N40MIMO_Ant2_2422

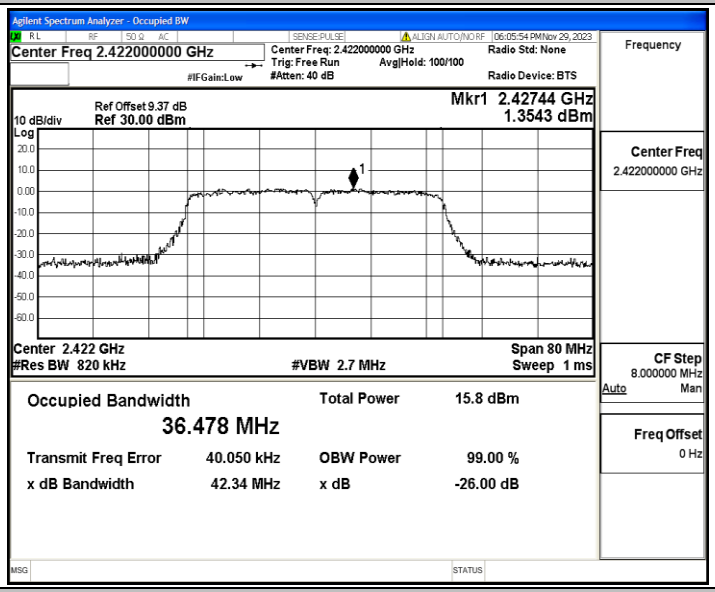

11N40MIMO_Ant1_2437

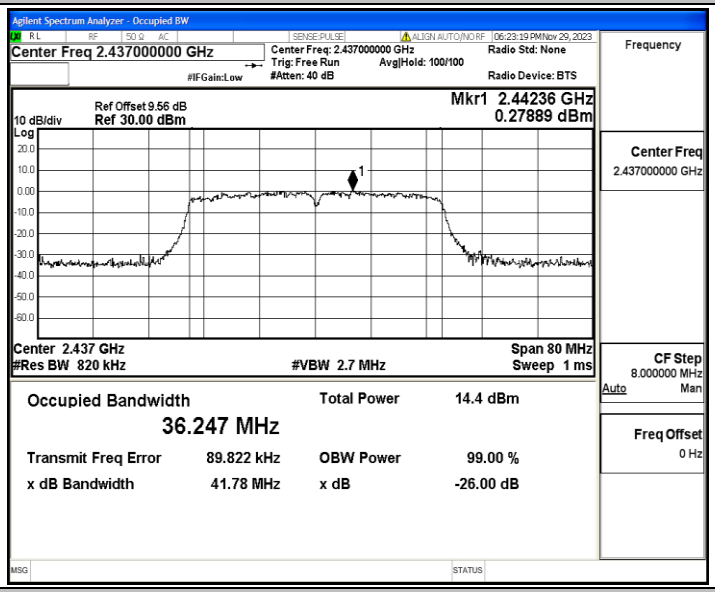

11N40MIMO_Ant2_2437

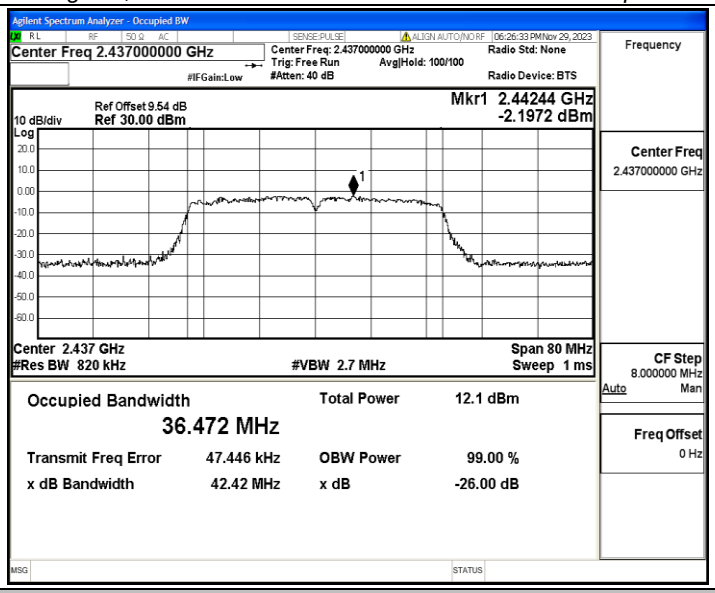

11N40MIMO_Ant1_2452

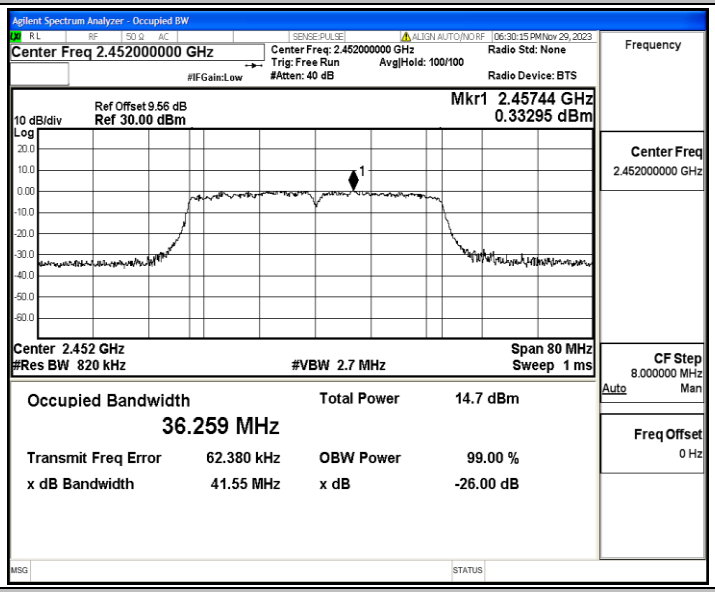

11N40MIMO_Ant2_2452

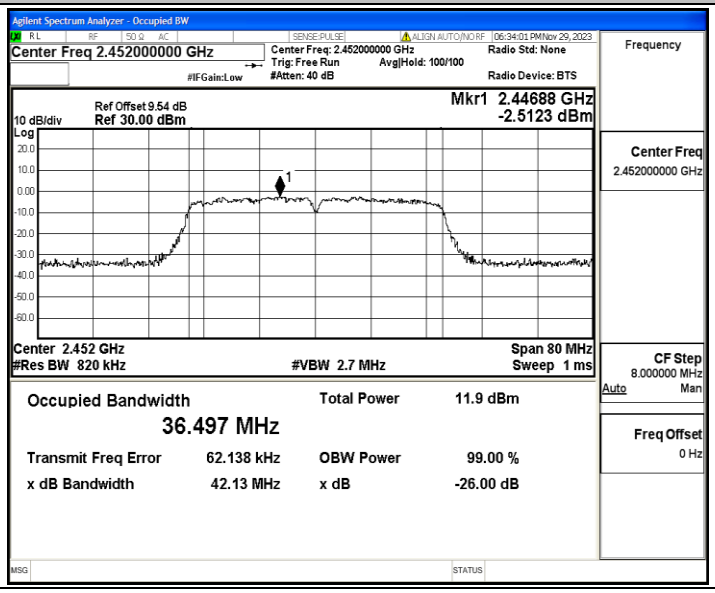

Appendix C: Maximum conducted output power

Test Result

TestMode	Antenna	Channel	Result[dBm]	Limit[dBm]	Verdict
11B	Ant1	2412	13.45	≤30.00	PASS
	Ant2	2412	9.35	≤30.00	PASS
	Ant1	2437	14.30	≤30.00	PASS
	Ant2	2437	10.23	≤30.00	PASS
	Ant1	2462	14.65	≤30.00	PASS
	Ant2	2462	9.70	≤30.00	PASS
11G	Ant1	2412	13.38	≤30.00	PASS
	Ant2	2412	13.36	≤30.00	PASS
	Ant1	2437	13.92	≤30.00	PASS
	Ant2	2437	12.01	≤30.00	PASS
	Ant1	2462	14.09	≤30.00	PASS
	Ant2	2462	11.66	≤30.00	PASS
11N20MIMO	Ant1	2412	10.57	≤30.00	PASS
	Ant2	2412	8.68	≤30.00	PASS
	total	2412	12.74	≤30.00	PASS
	Ant1	2437	11.20	≤30.00	PASS
	Ant2	2437	8.67	≤30.00	PASS
	total	2437	13.13	≤30.00	PASS
	Ant1	2462	11.56	≤30.00	PASS
	Ant2	2462	8.12	≤30.00	PASS
	total	2462	13.18	≤30.00	PASS
11N40MIMO	Ant1	2422	7.80	≤30.00	PASS
	Ant2	2422	5.39	≤30.00	PASS
	total	2422	9.77	≤30.00	PASS
	Ant1	2437	7.75	≤30.00	PASS
	Ant2	2437	5.32	≤30.00	PASS
	total	2437	9.71	≤30.00	PASS
	Ant1	2452	7.86	≤30.00	PASS
	Ant2	2452	5.24	≤30.00	PASS
	total	2452	9.75	≤30.00	PASS

Note：The Duty Cycle Factor is compensated in the test result.

Appendix D: Maximum power spectral density

Test Result

TestMode	Antenna	Channel	Result[dBm/3-100kHz]	Limit[dBm/3kHz]	Verdict
11B	Ant1	2412	-16.26	≤8.00	PASS
	Ant2	2412	-20.08	≤8.00	PASS
	Ant1	2437	-15	≤8.00	PASS
	Ant2	2437	-19.95	≤8.00	PASS
	Ant1	2462	-14.76	≤8.00	PASS
	Ant2	2462	-20.16	≤8.00	PASS
11G	Ant1	2412	-17.24	≤8.00	PASS
	Ant2	2412	-16.75	≤8.00	PASS
	Ant1	2437	-16.91	≤8.00	PASS
	Ant2	2437	-18.71	≤8.00	PASS
	Ant1	2462	-15.94	≤8.00	PASS
	Ant2	2462	-18.96	≤8.00	PASS
11N20MIMO	Ant1	2412	-15.54	≤8.00	PASS
	Ant2	2412	-18.17	≤8.00	PASS
	total	2412	-13.65	≤8.00	PASS
	Ant1	2437	-14.46	≤8.00	PASS
	Ant2	2437	-17.69	≤8.00	PASS
	total	2437	-12.77	≤8.00	PASS
	Ant1	2462	-13	≤8.00	PASS
	Ant2	2462	-19.07	≤8.00	PASS
	total	2462	-12.04	≤8.00	PASS
11N40MIMO	Ant1	2422	-20.68	≤8.00	PASS
	Ant2	2422	-24.81	≤8.00	PASS
	total	2422	-19.26	≤8.00	PASS
	Ant1	2437	-20.82	≤8.00	PASS
	Ant2	2437	-24.78	≤8.00	PASS
	total	2437	-19.35	≤8.00	PASS
	Ant1	2452	-21.07	≤8.00	PASS
	Ant2	2452	-24.81	≤8.00	PASS
	total	2452	-19.54	≤8.00	PASS

Note：The Duty Cycle Factor is compensated in the test result.

Test Graphs

11B_Ant1_2412

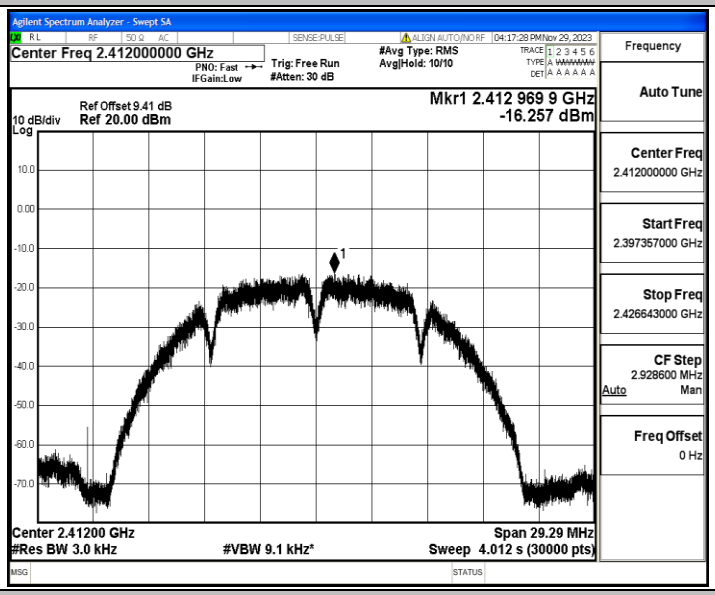

11B_Ant2_2412

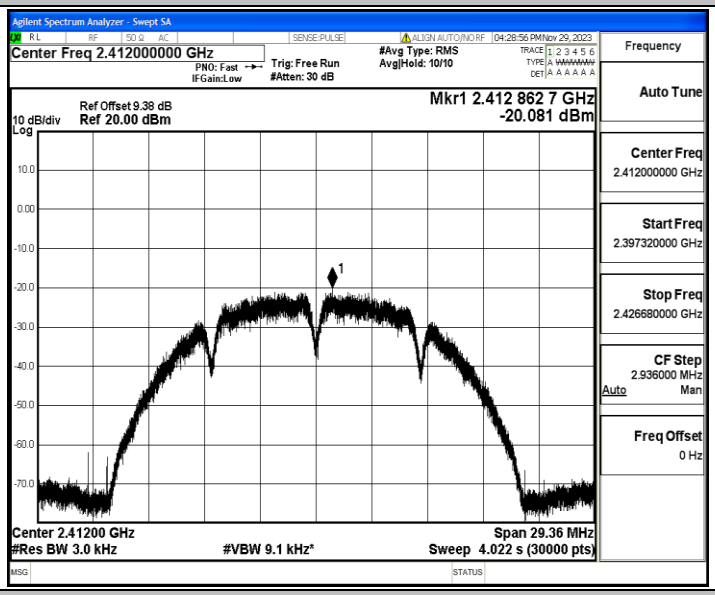

11B_Ant1_2437

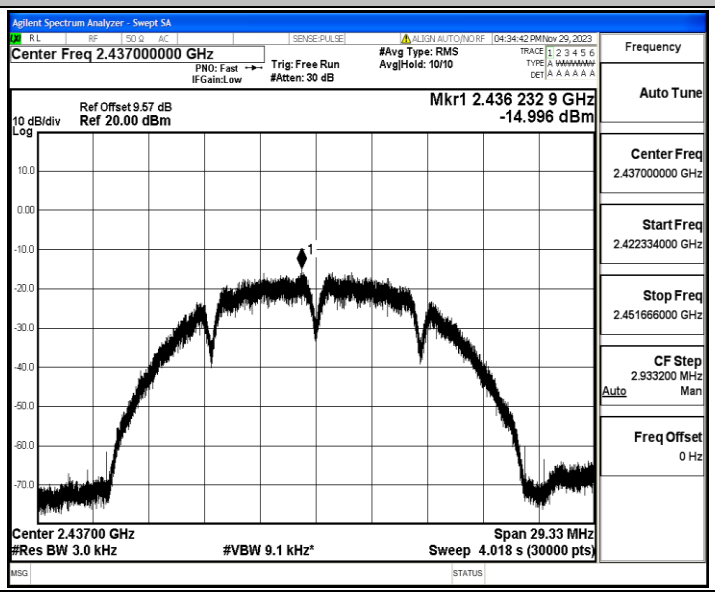

11B_Ant2_2437

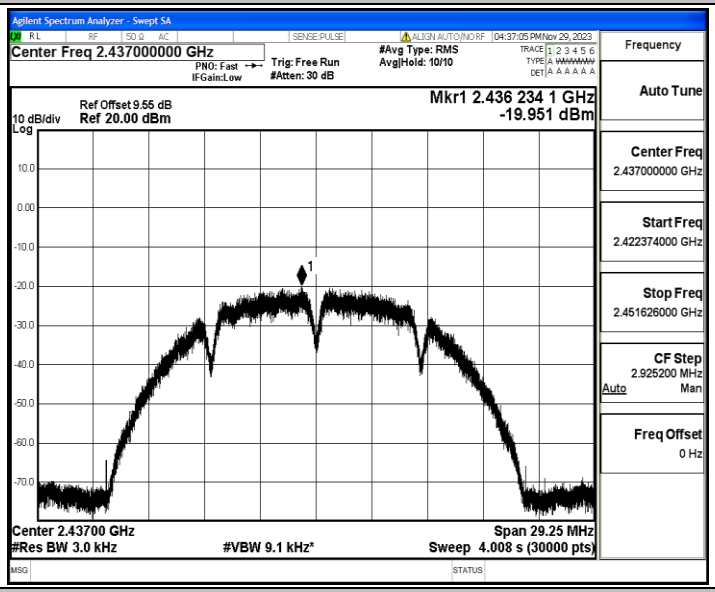

11B_Ant1_2462

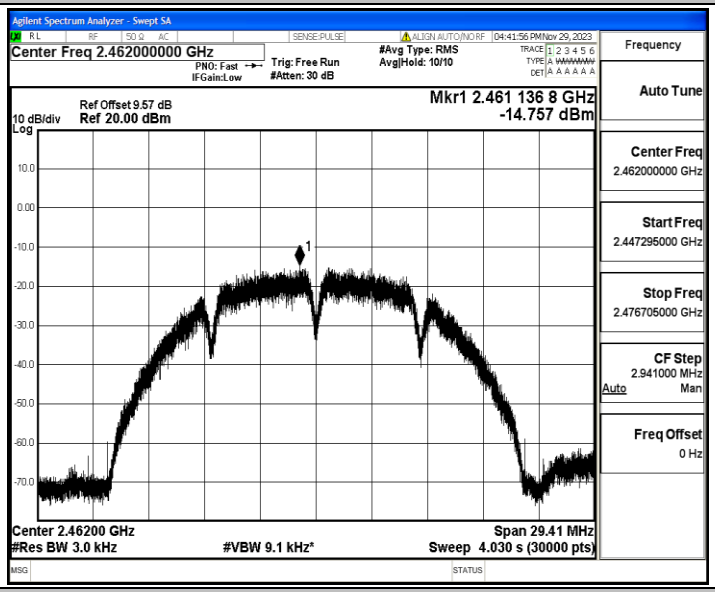

11B_Ant2_2462

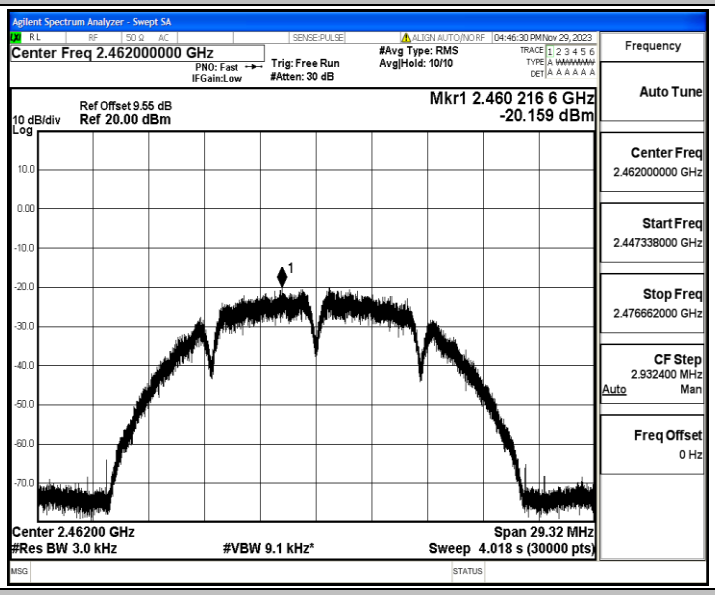

11G_Ant1_2412

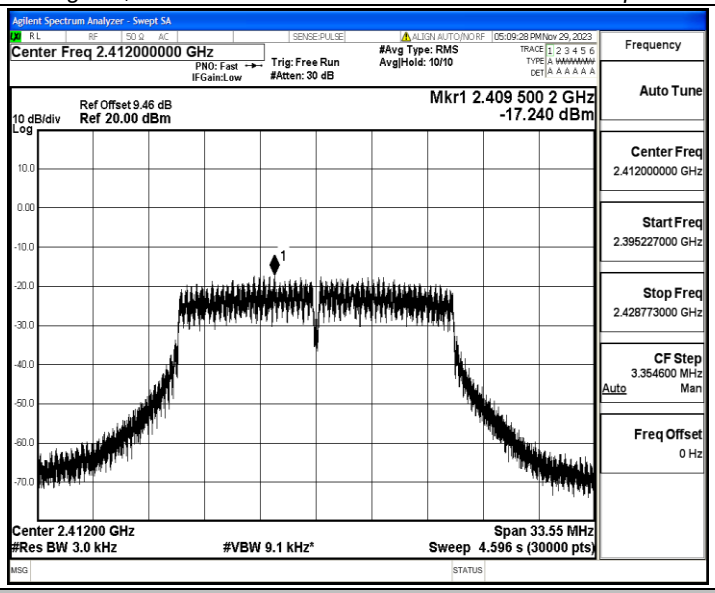

11G_Ant2_2412

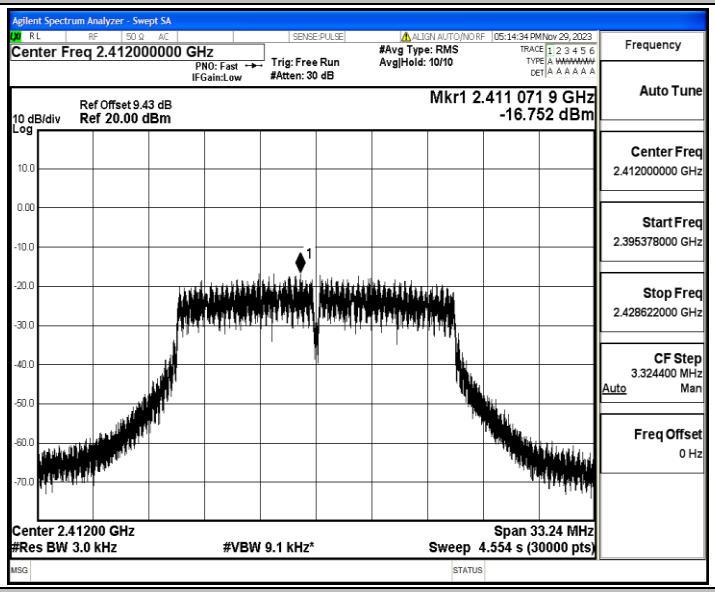

11G_Ant1_2437

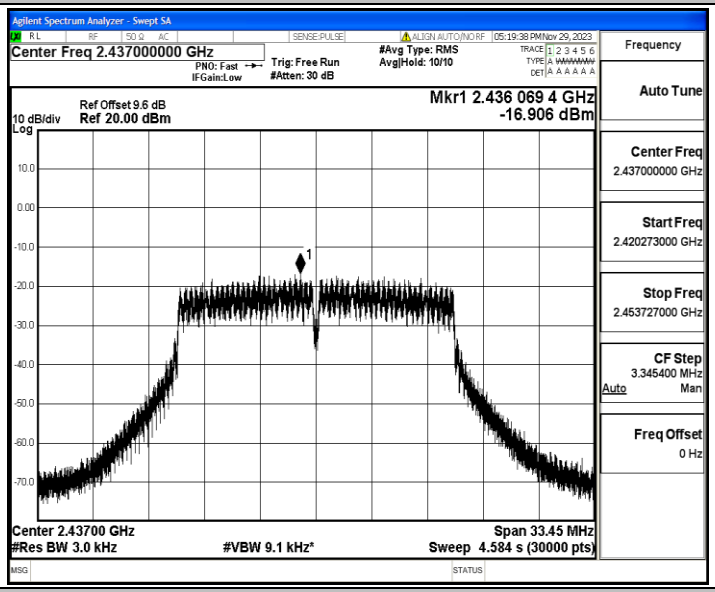

11G_Ant2_2437

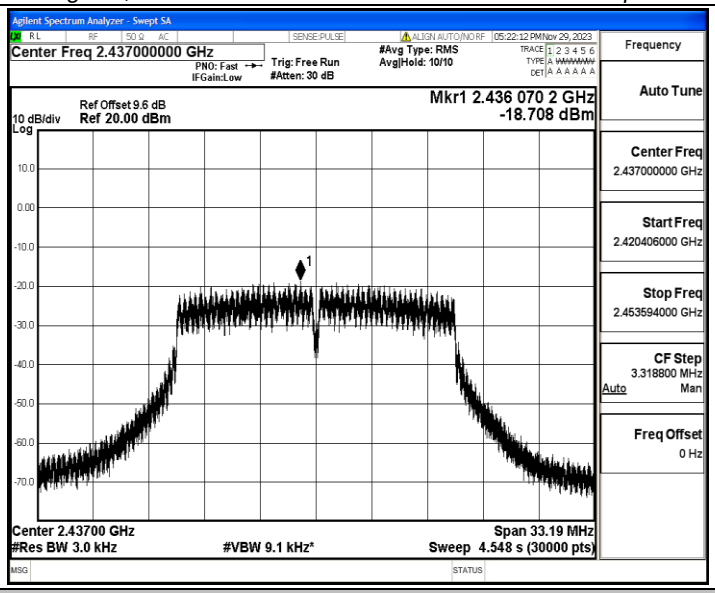

11G_Ant1_2462

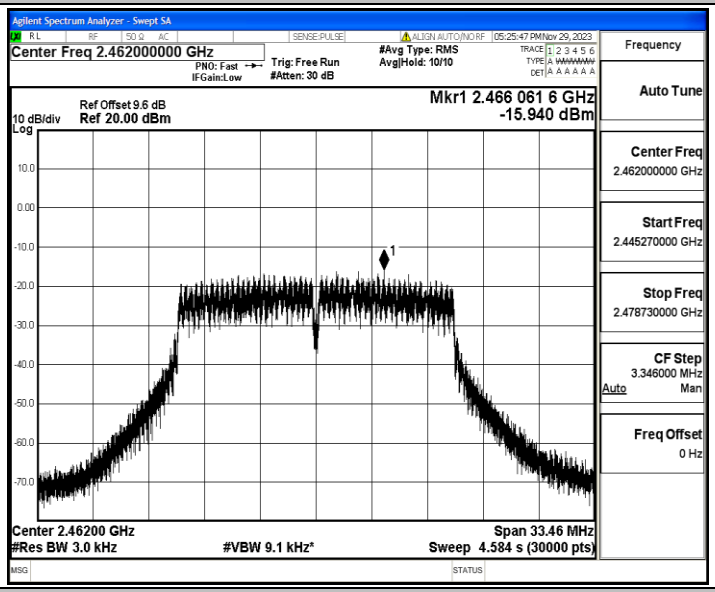

11G_Ant2_2462

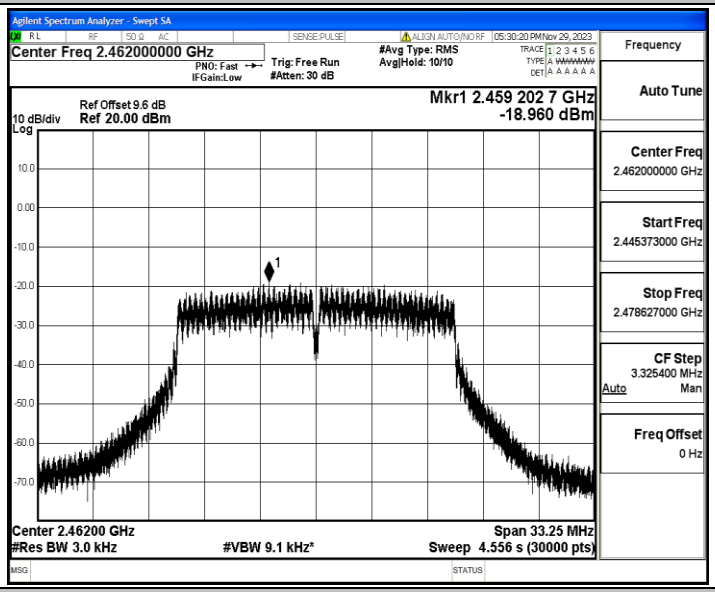

11N20MIMO_Ant1_2412

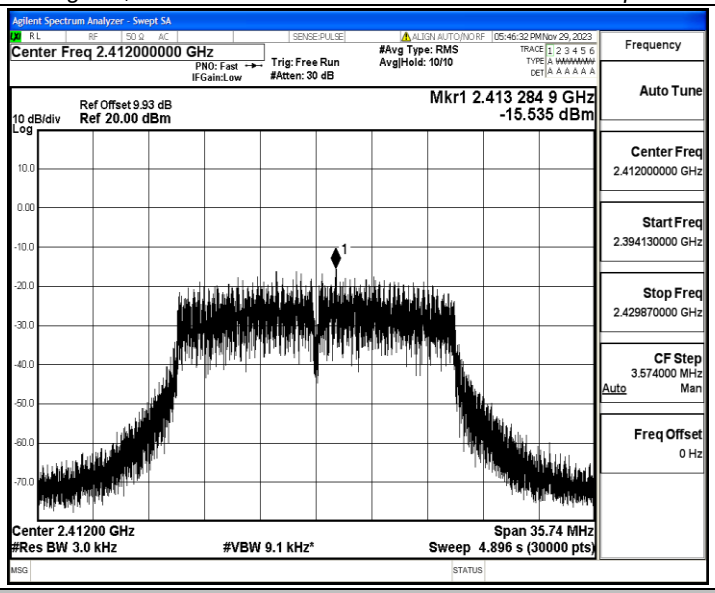

11N20MIMO_Ant2_2412

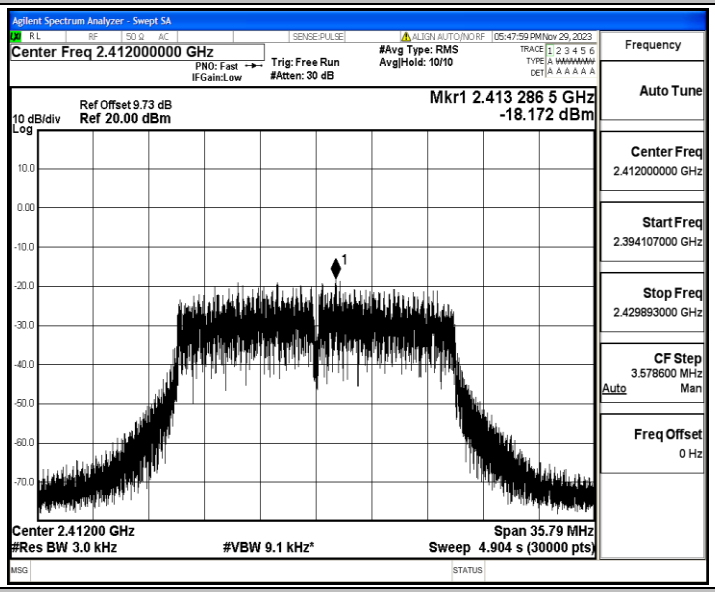

11N20MIMO_Ant1_2437

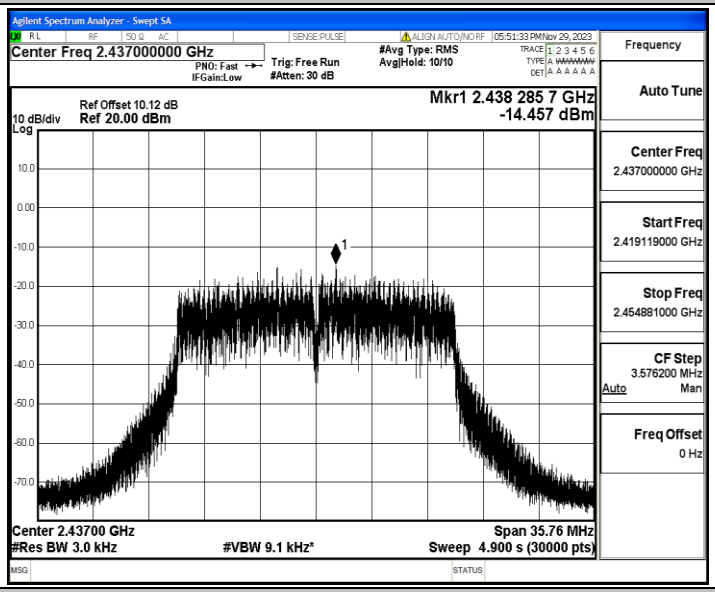

11N20MIMO_Ant2_2437

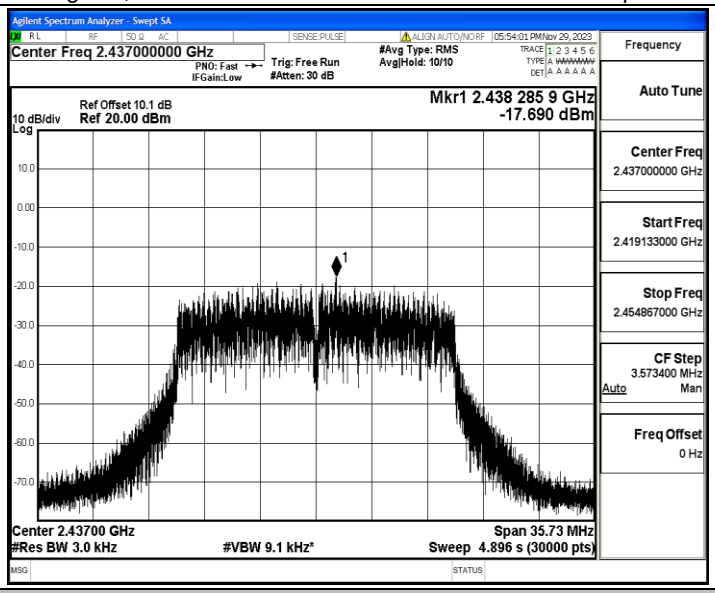

11N20MIMO_Ant1_2462

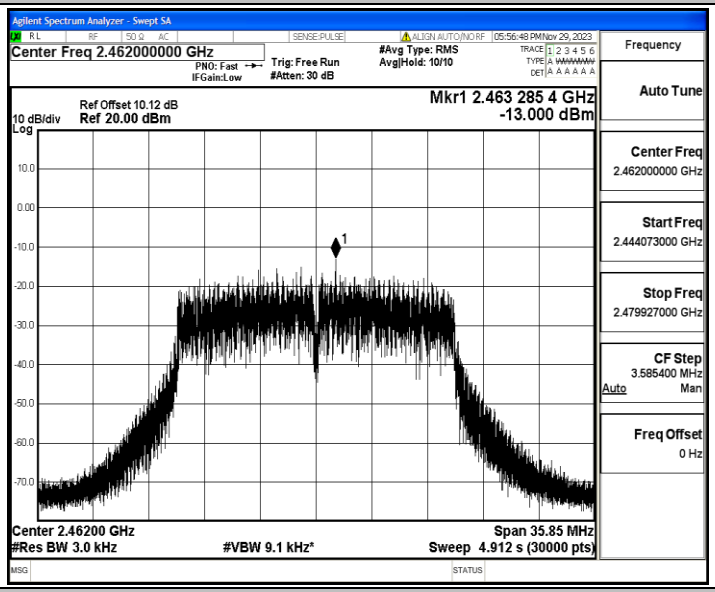

11N20MIMO_Ant2_2462

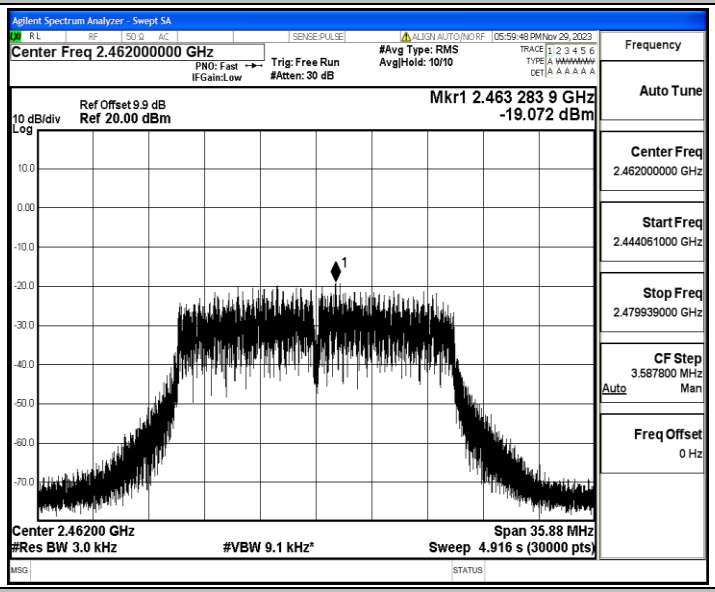

11N40MIMO_Ant1_2422

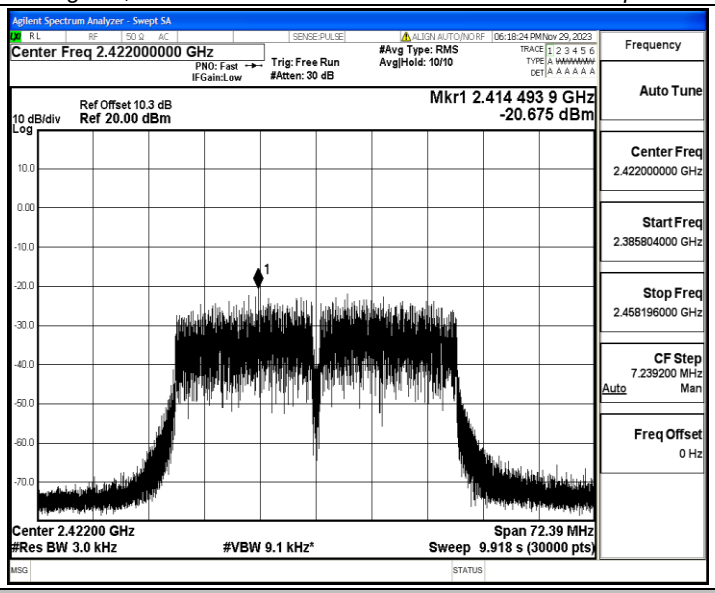

11N40MIMO_Ant2_2422

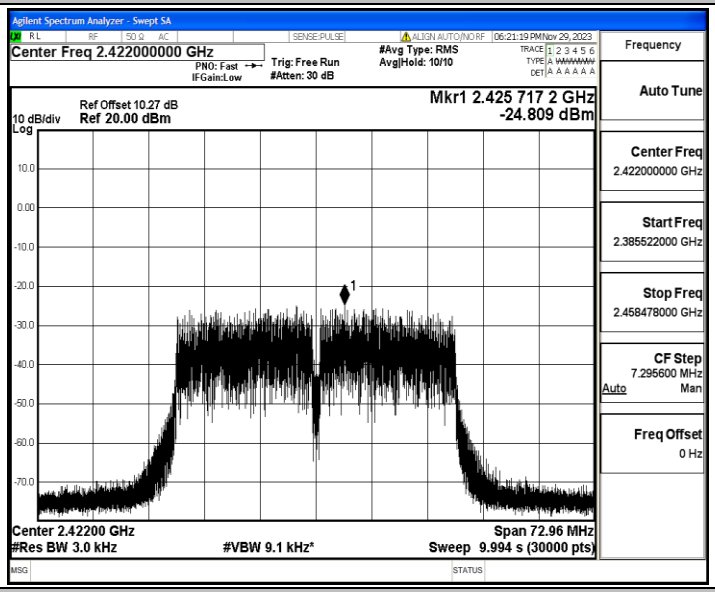

11N40MIMO_Ant1_2437

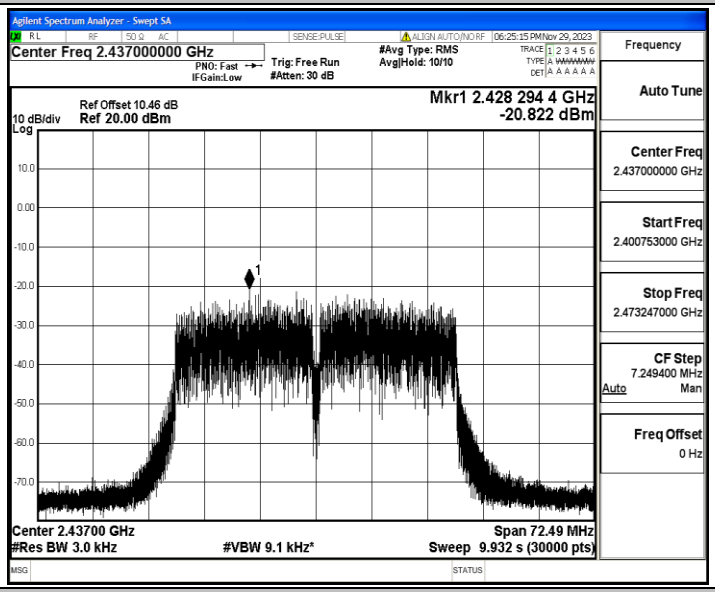

11N40MIMO_Ant2_2437

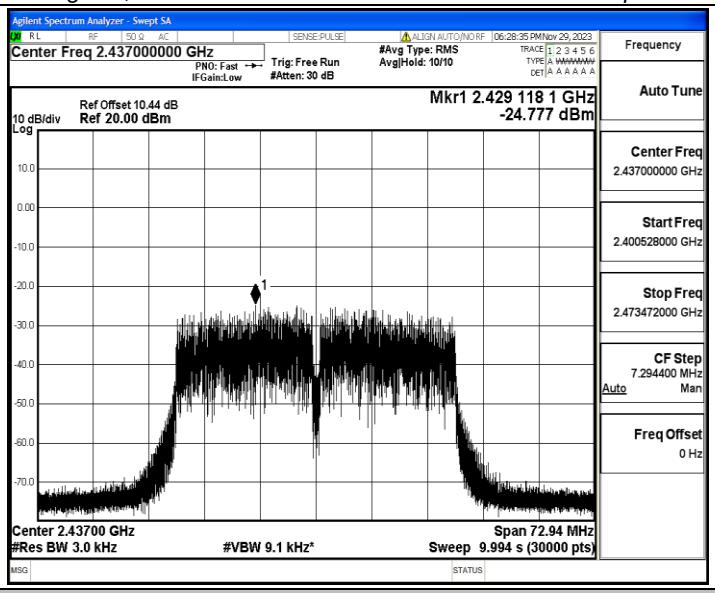

11N40MIMO_Ant1_2452

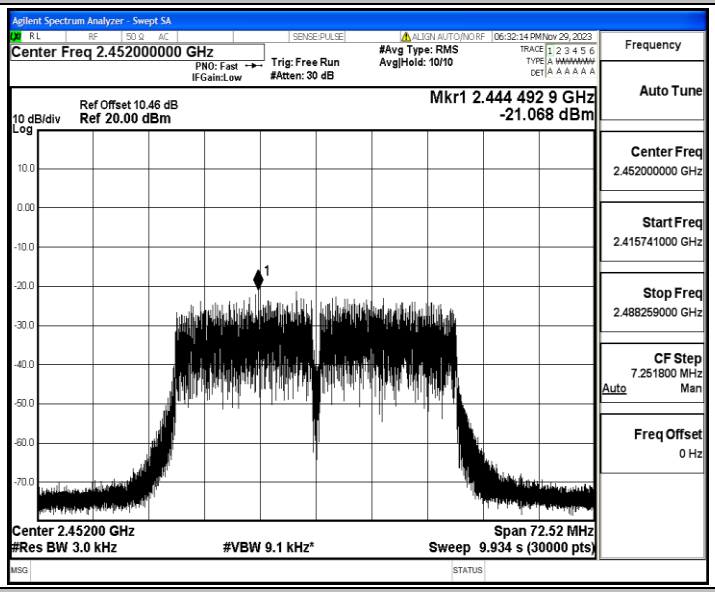

11N40MIMO_Ant2_2452

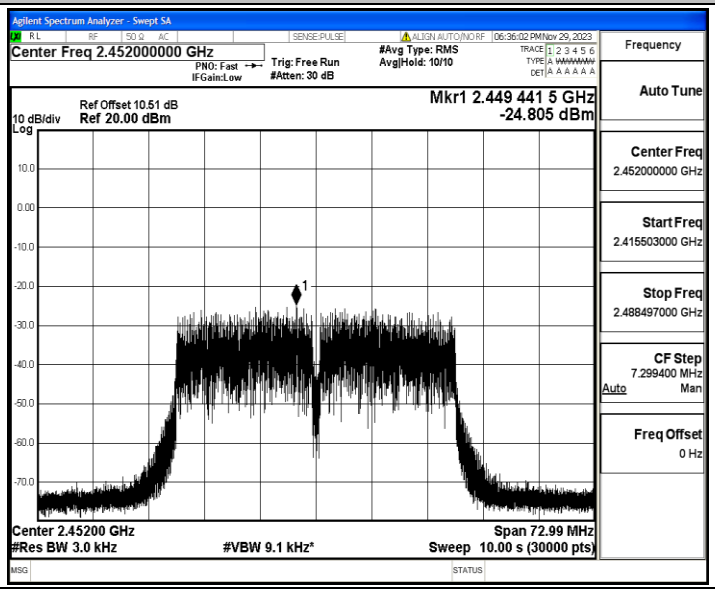

Appendix E: Band edge measurements

Test Result

TestMode	Antenna	ChName	Channel	RefLevel[dBm]	Result[dBm]	Limit[dBm]	Verdict
11B	Ant1	Low	2412	5.18	-39.08	≤-24.82	PASS
	Ant2	Low	2412	0.63	-45.47	≤-29.37	PASS
	Ant1	High	2462	5.53	-47.87	≤-24.47	PASS
	Ant2	High	2462	0.58	-47.61	≤-29.42	PASS
11G	Ant1	Low	2412	3.28	-34.92	≤-26.72	PASS
	Ant2	Low	2412	2.43	-34.53	≤-27.57	PASS
	Ant1	High	2462	3.11	-47.28	≤-26.89	PASS
	Ant2	High	2462	0.15	-47.42	≤-29.85	PASS
11N20MIMO	Ant1	Low	2412	-1.07	-39.15	≤-31.07	PASS
	Ant2	Low	2412	-3.63	-40.93	≤-33.63	PASS
	Ant1	High	2462	1.10	-46.58	≤-28.9	PASS
	Ant2	High	2462	-2.36	-47.98	≤-32.36	PASS
11N40MIMO	Ant1	Low	2422	-5.86	-43.83	≤-35.86	PASS
	Ant2	Low	2422	-8.21	-45.53	≤-38.21	PASS
	Ant1	High	2452	-5.61	-46.52	≤-35.61	PASS
	Ant2	High	2452	-8.48	-48.75	≤-38.48	PASS