Appendix Test Data

Report No.:	18220WC20018701	Test Sample No.:	1-2-2
Start Test Date:	2022.2.16	Finish Test Date:	2022.2.18
Test Engineer:	Tony.He	Auditor:	Edward.Pan
Temperature:	24.3℃	Relative Humidity:	55 %
Pressure:	1012 hPa		

Appendix A: DTS Bandwidth

Test Result

TestMode	Antenna	Channel	DTS BW [MHz]	FL[MHz]	FH[MHz]	Limit[MHz]	Verdict
11B	Ant1	2412	8.640	2407.960	2416.600	≥0.5	PASS
		2437	9.160	2432.400	2441.560	≥0.5	PASS
		2462	9.600	2457.480	2467.080	≥0.5	PASS
11G	Ant1	2412	14.280	2405.320	2419.600	≥0.5	PASS
		2437	15.680	2429.240	2444.920	≥0.5	PASS
		2462	15.240	2454.400	2469.640	≥0.5	PASS
11N20	Ant1	2412	15.200	2404.480	2419.680	≥0.5	PASS
		2437	15.120	2429.440	2444.560	≥0.5	PASS
		2462	15.720	2454.440	2470.160	≥0.5	PASS

Test Graphs

11B_Ant1_2412

11B_Ant1_2437

11B_Ant1_2462

11G_Ant1_2412

11G_Ant1_2437

11G_Ant1_2462

11N20_Ant1_2412

11N20_Ant1_2437

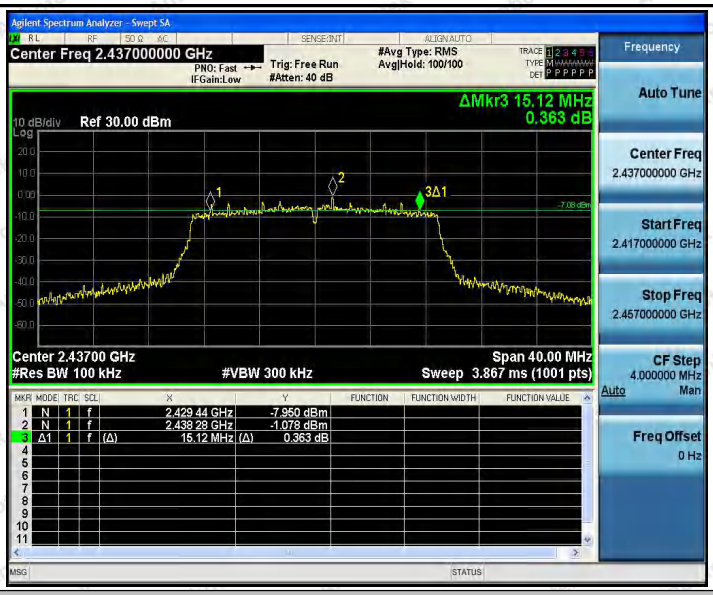

11N20_Ant1_2462

Appendix B: Occupied Channel Bandwidth

Test Result

TestMode	Antenna	Channel	OCB [MHz]	FL[MHz]	FH[MHz]	Limit[MHz]	Verdict
11B	Ant1	2412	12.413	2405.822	2418.235	---	PASS
		2437	12.419	2430.834	2443.253	---	PASS
		2462	12.385	2455.879	2468.264	---	PASS
11G	Ant1	2412	16.820	2403.589	2420.409	---	PASS
		2437	16.858	2428.611	2445.469	---	PASS
		2462	16.836	2453.618	2470.454	---	PASS
11N20	Ant1	2412	17.744	2403.135	2420.879	---	PASS
		2437	17.759	2428.160	2445.919	---	PASS
		2462	17.748	2453.179	2470.927	---	PASS

Test Graphs

11B_Ant1_2412

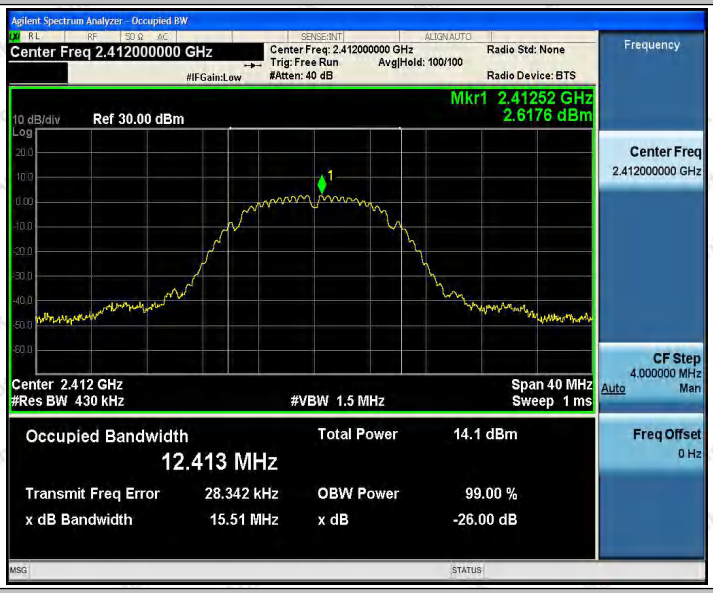

11B_Ant1_2437

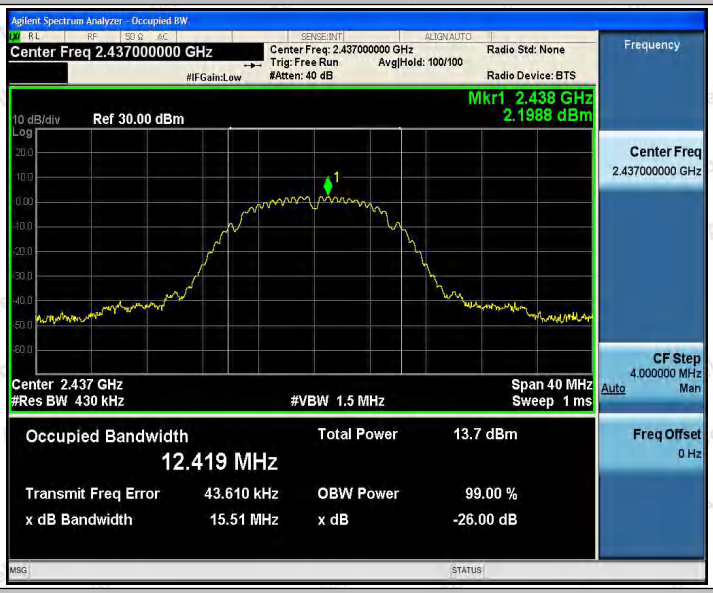

11B_Ant1_2462

11G_Ant1_2412

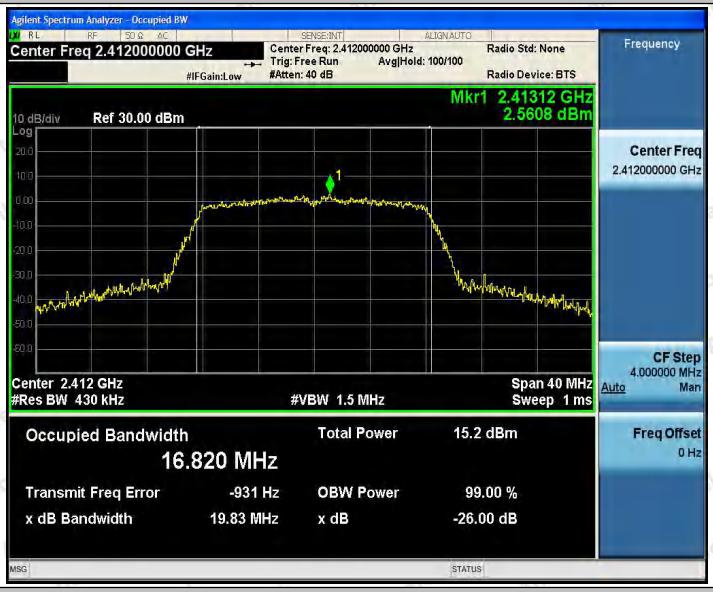

11G_Ant1_2437

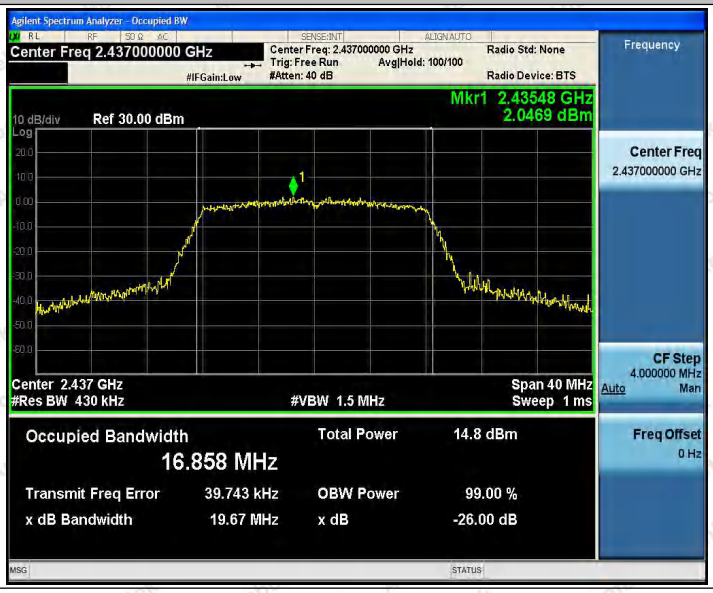

11G_Ant1_2462

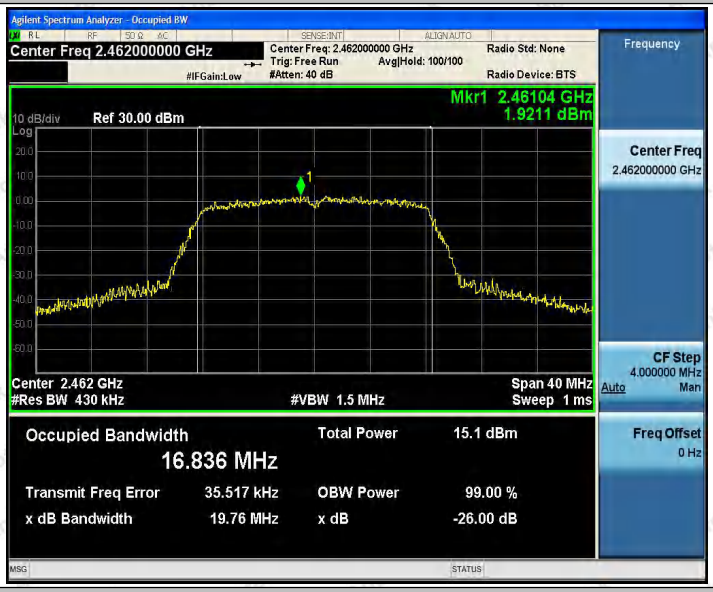

11N20_Ant1_2412

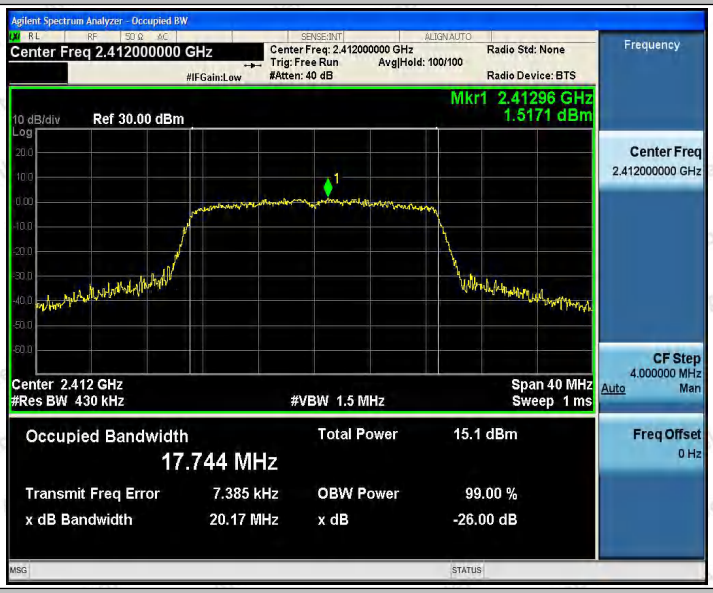

11N20_Ant1_2437

11N20_Ant1_2462

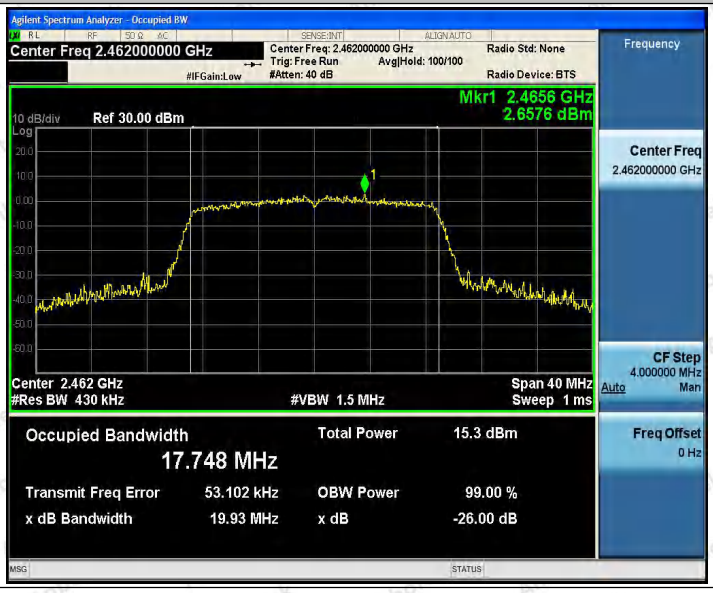

Appendix C: Maximum conducted output power

Test Result

TestMode	Antenna	Channel	Result[dBm]	Limit[dBm]	Verdict
11B	Ant1	2412	14.07	≤30	PASS
		2437	13.68	≤30	PASS
		2462	14.07	≤30	PASS
11G	Ant1	2412	16.17	≤30	PASS
		2437	16.13	≤30	PASS
		2462	16.21	≤30	PASS
11N20	Ant1	2412	16.25	≤30	PASS
		2437	16.15	≤30	PASS
		2462	16.41	≤30	PASS

Appendix D: Maximum power spectral density

Test Result

TestMode	Antenna	Channel	Result[dBm/3kHz]	Limit[dBm/3kHz]	Verdict
11B	Ant1	2412	-7.21	≤8	PASS
		2437	-10.64	≤8	PASS
		2462	-12.04	≤8	PASS
11G	Ant1	2412	-15.2	≤8	PASS
		2437	-14.84	≤8	PASS
		2462	-15.53	≤8	PASS
11N20	Ant1	2412	-15.87	≤8	PASS
		2437	-15.72	≤8	PASS
		2462	-14.45	≤8	PASS

Test Graphs

11B_Ant1_2412

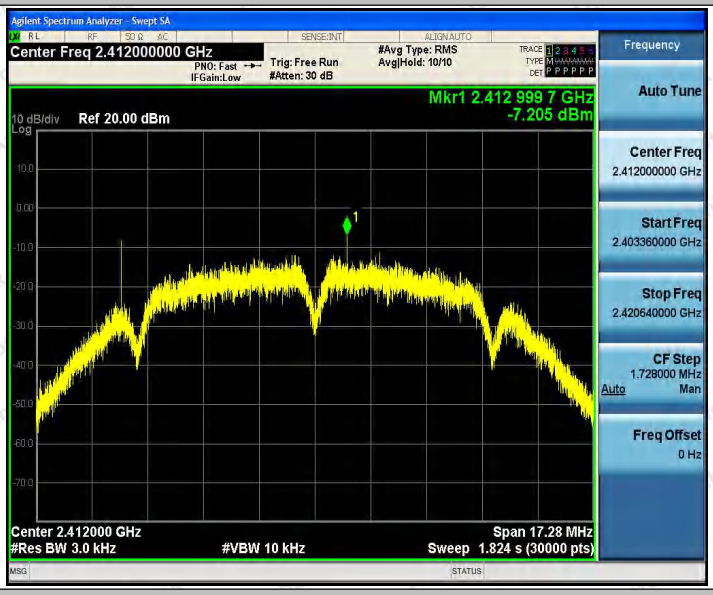

11B_Ant1_2437

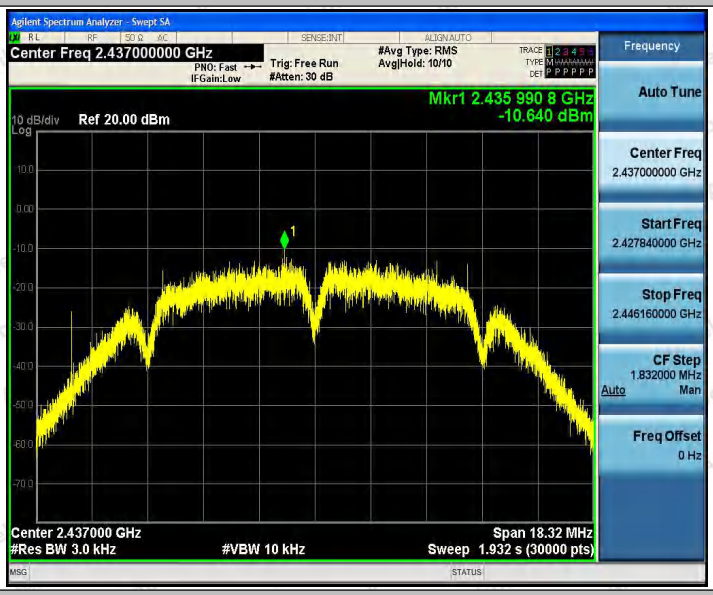

11B_Ant1_2462

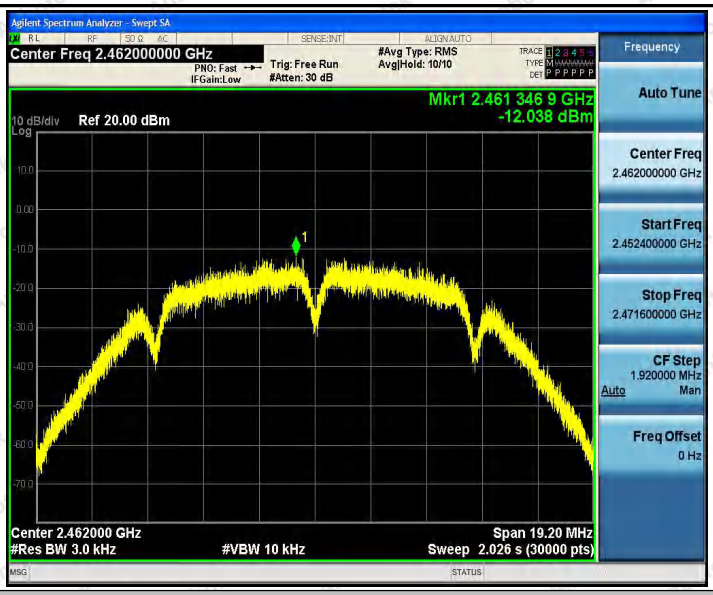

11G_Ant1_2412

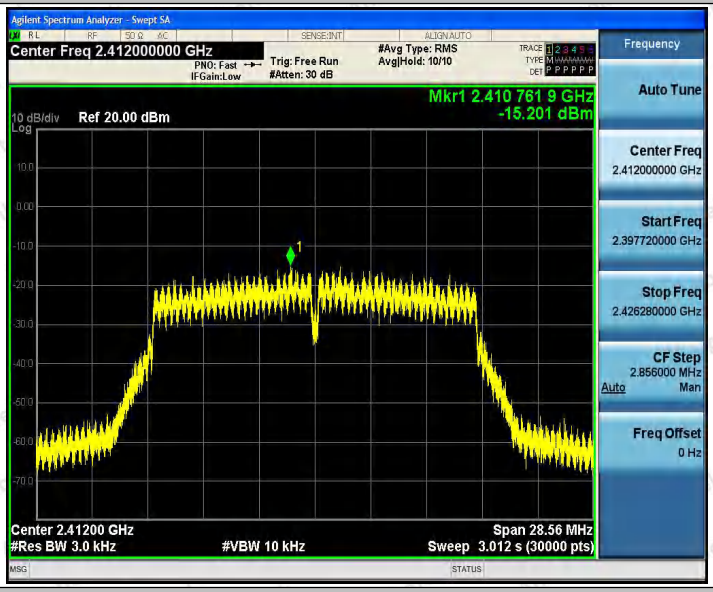

11G_Ant1_2437

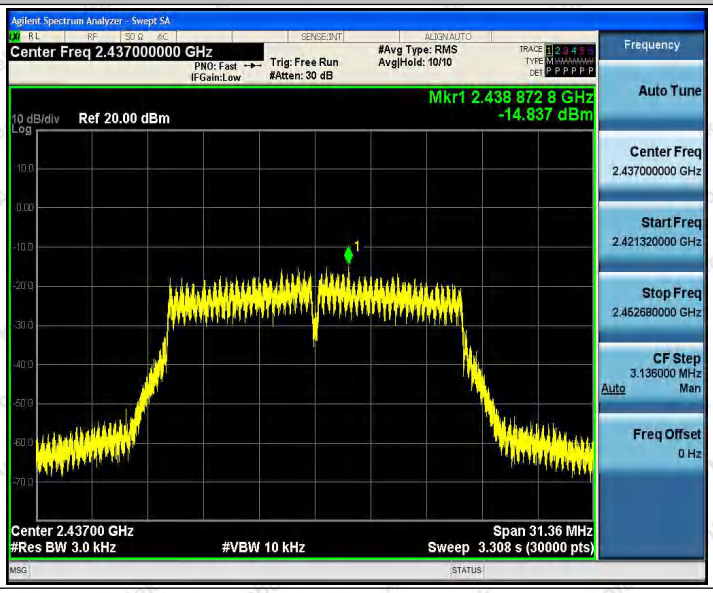

11G_Ant1_2462

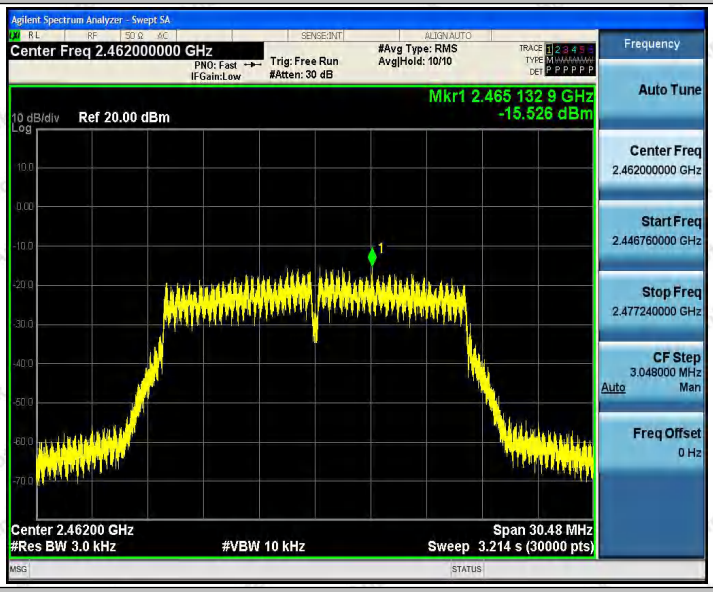

11N20_Ant1_2412

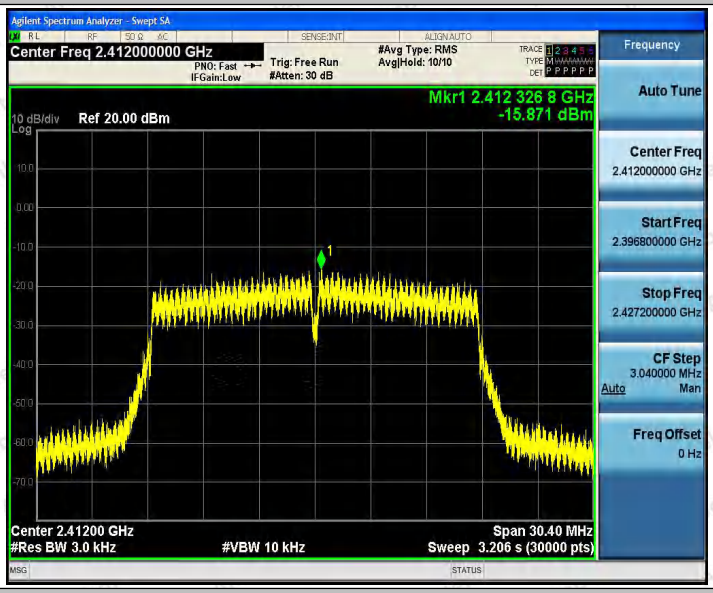

11N20_Ant1_2437

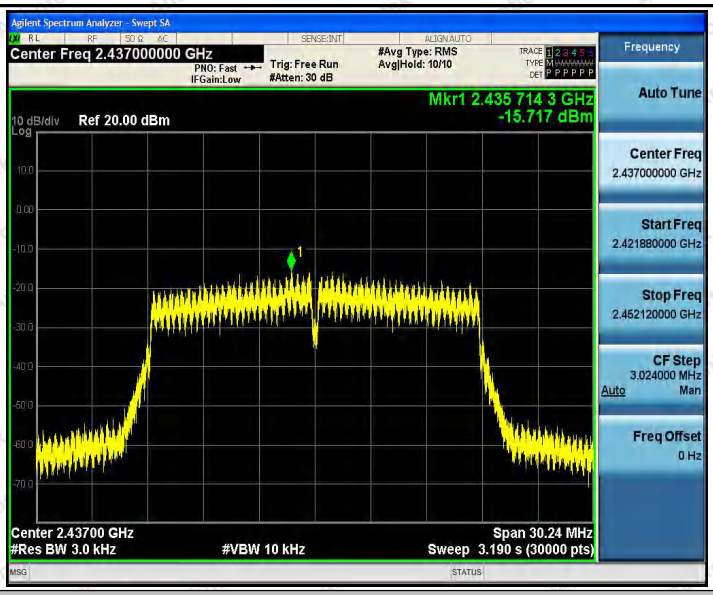

11N20_Ant1_2462

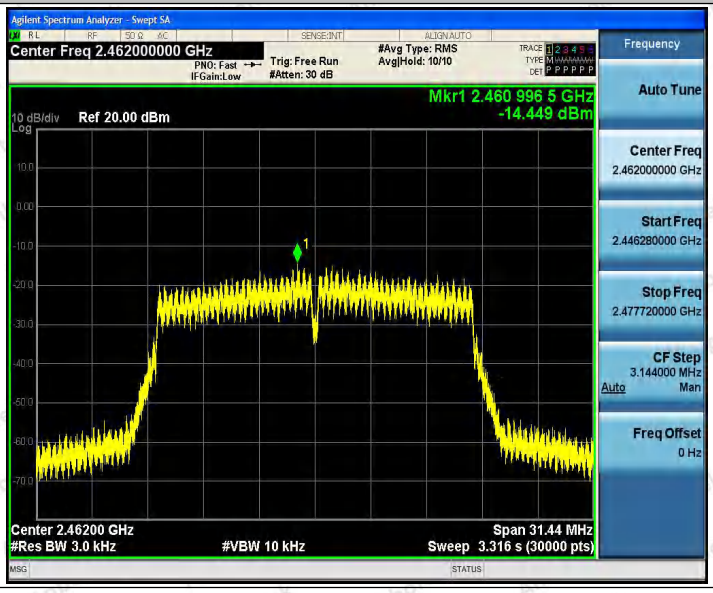

Appendix E: Band edge measurements

Test Result

TestMode	Antenna	ChName	Channel	RefLevel[dBm]	Result[dBm]	Limit[dBm]	Verdict
11B	Ant1	Low	2412	2.04	-46.36	≤-17.96	PASS
		High	2462	2.18	-56.8	≤-17.83	PASS
11G	Ant1	Low	2412	-2.49	-38.65	≤-22.49	PASS
		High	2462	-0.69	-52.93	≤-20.69	PASS
11N20	Ant1	Low	2412	-1.35	-37.29	≤-21.35	PASS
		High	2462	-0.86	-50.99	≤-20.86	PASS

Test Graphs

11B_Ant1_Low_2412

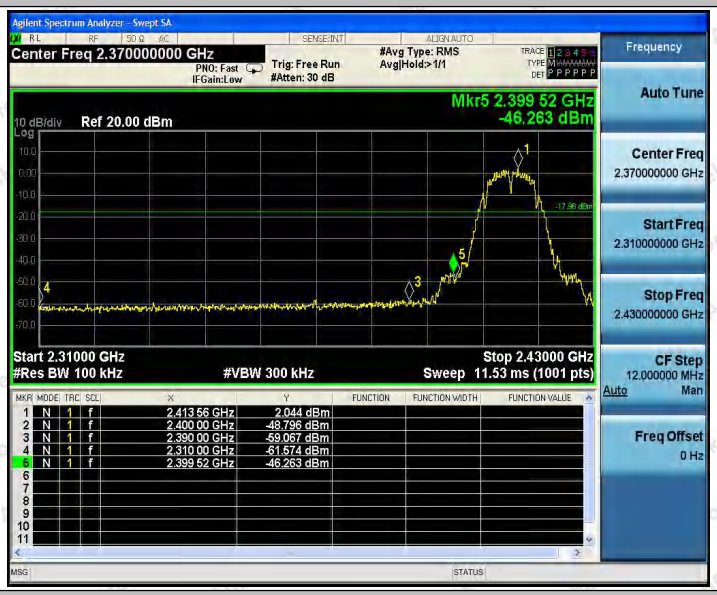

11B_Ant1_High_2462

11G_Ant1_Low_2412

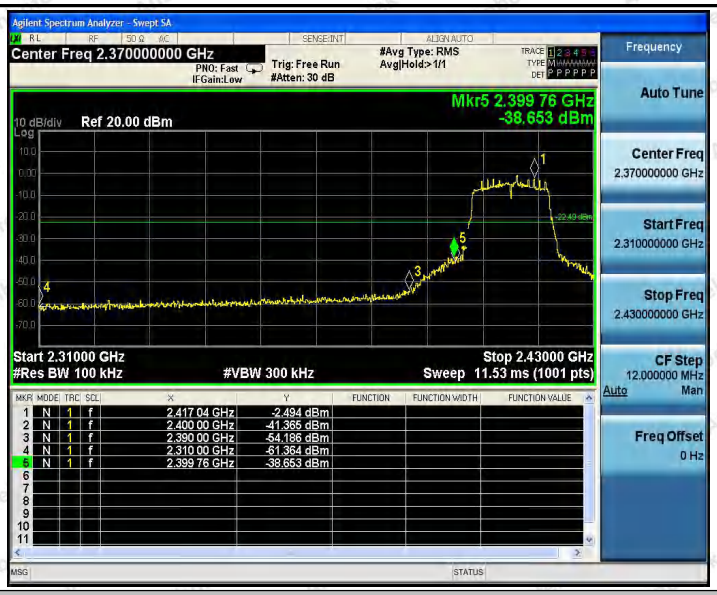

11G_Ant1_High_2462

11N20_Ant1_Low_2412

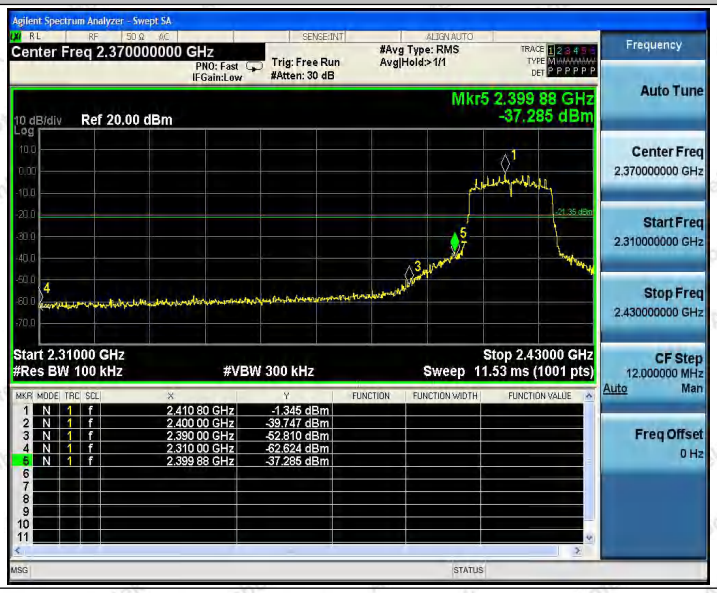

11N20_Ant1_High_2462

Appendix F: Conducted Spurious Emission

Test Result

TestMode	Antenna	Channel	FreqRange [Mhz]	RefLevel [dBm]	Result [dBm]	Limit [dBm]	Verdict
11B	Ant1	2412	Reference	1.62	1.62	---	PASS
			30~1000	1.62	-69.81	≤-18.38	PASS
			1000~26500	1.62	-52.7	≤-18.38	PASS
		2437	Reference	1.60	1.60	---	PASS
			30~1000	1.60	-70.06	≤-18.4	PASS
			1000~26500	1.60	-55.15	≤-18.4	PASS
		2462	Reference	2.11	2.11	---	PASS
			30~1000	2.11	-70.3	≤-17.89	PASS
			1000~26500	2.11	-55.25	≤-17.89	PASS
11G	Ant1	2412	Reference	-1.71	-1.71	---	PASS
			30~1000	-1.71	-70.07	≤-21.71	PASS
			1000~26500	-1.71	-54.63	≤-21.71	PASS
		2437	Reference	-2.83	-2.83	---	PASS
			30~1000	-2.83	-69.14	≤-22.83	PASS
			1000~26500	-2.83	-54.51	≤-22.83	PASS
		2462	Reference	-1.07	-1.07	---	PASS
			30~1000	-1.07	-70.66	≤-21.07	PASS
			1000~26500	-1.07	-55.12	≤-21.07	PASS
11N20	Ant1	2412	Reference	-2.00	-2.00	---	PASS
			30~1000	-2.00	-70.23	≤-22	PASS
			1000~26500	-2.00	-55.37	≤-22	PASS
		2437	Reference	-1.78	-1.78	---	PASS
			30~1000	-1.78	-70.15	≤-21.78	PASS
			1000~26500	-1.78	-54.61	≤-21.78	PASS
		2462	Reference	-1.82	-1.82	---	PASS
			30~1000	-1.82	-70.18	≤-21.82	PASS
			1000~26500	-1.82	-55.78	≤-21.82	PASS

Test Graphs

11B_Ant1_2412_0~Reference

11B_Ant1_2412_30~1000

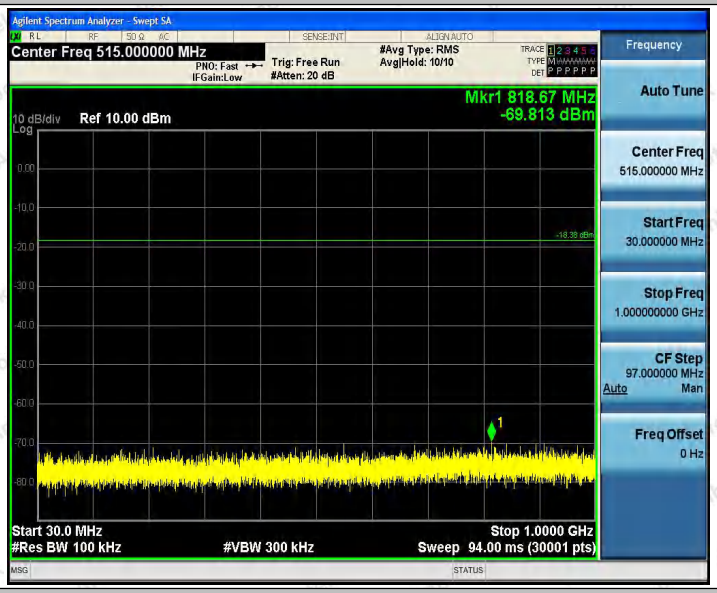

11B_Ant1_2412_1000~26500

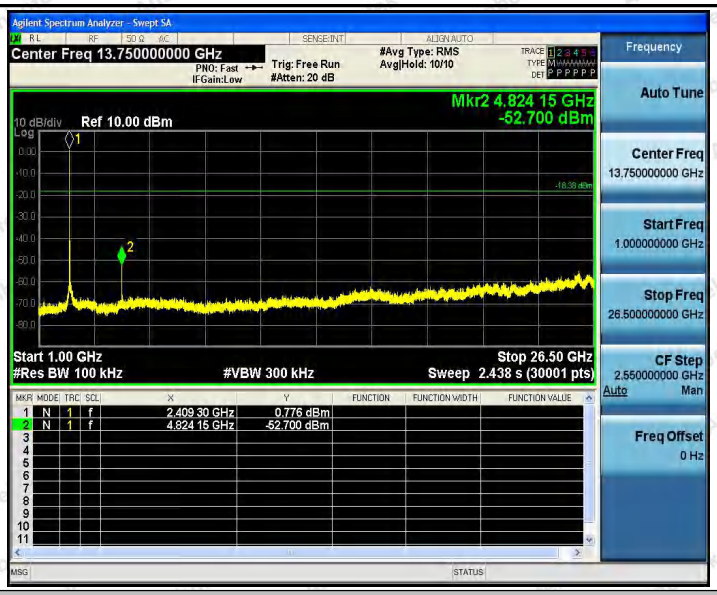

11B_Ant1_2437_0~Reference

11B_Ant1_2437_30~1000

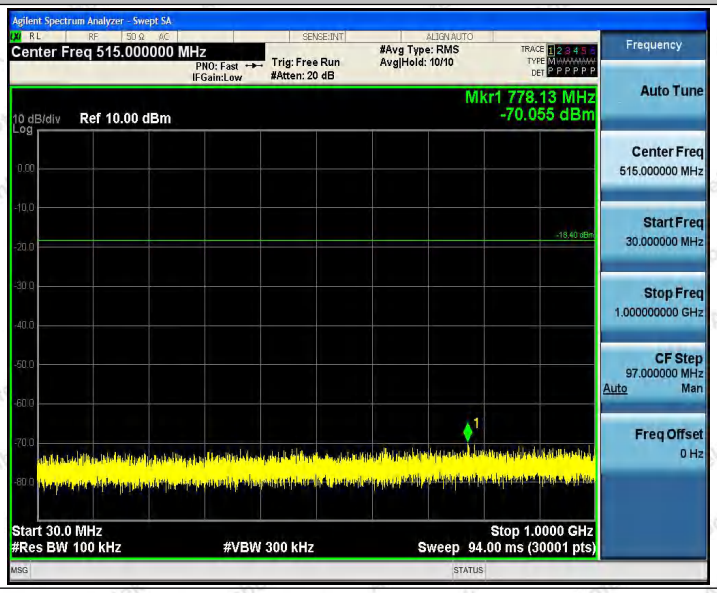

11B_Ant1_2437_1000~26500

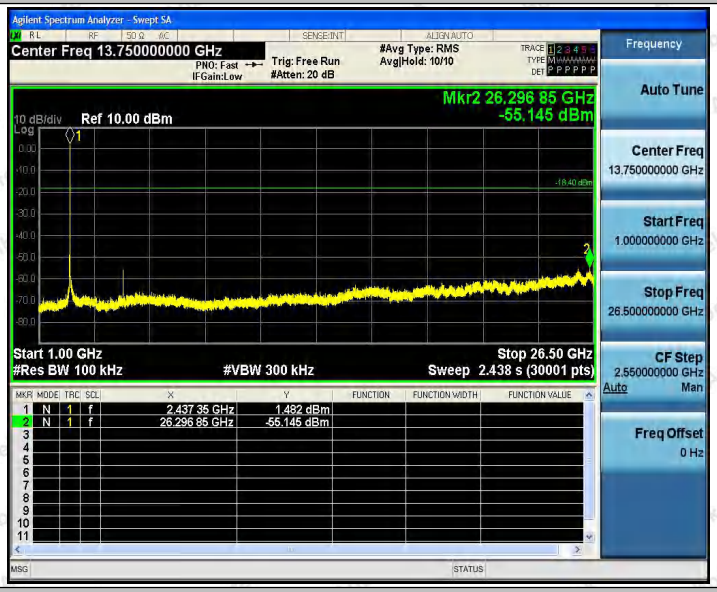

11B_Ant1_2462_0~Reference

11B_Ant1_2462_30~1000

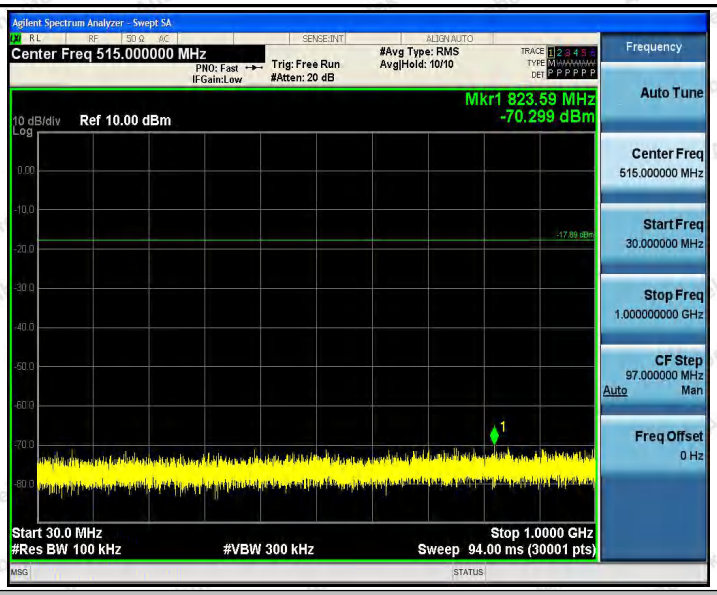

11B_Ant1_2462_1000~26500

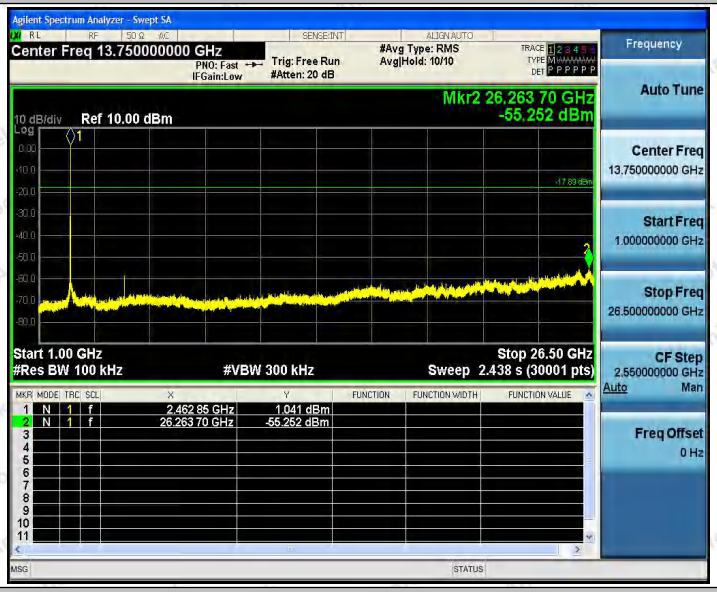

11G_Ant1_2412_0~Reference

11G_Ant1_2412_30~1000

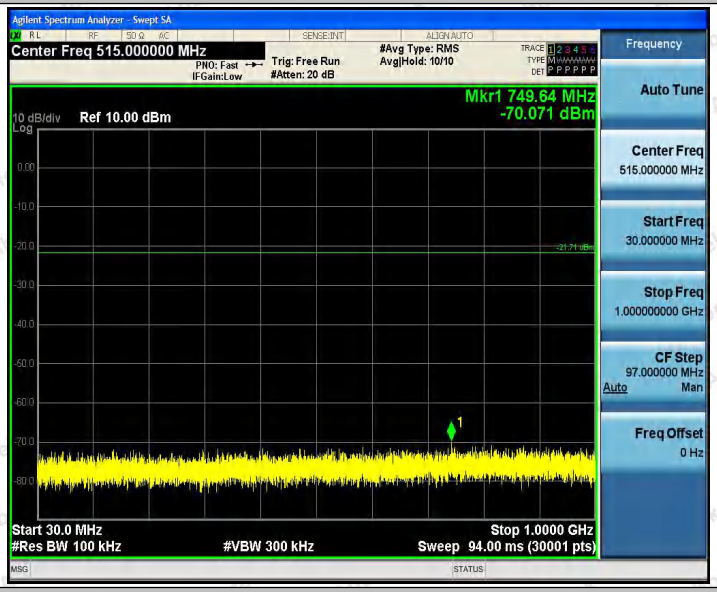

11G_Ant1_2412_1000~26500

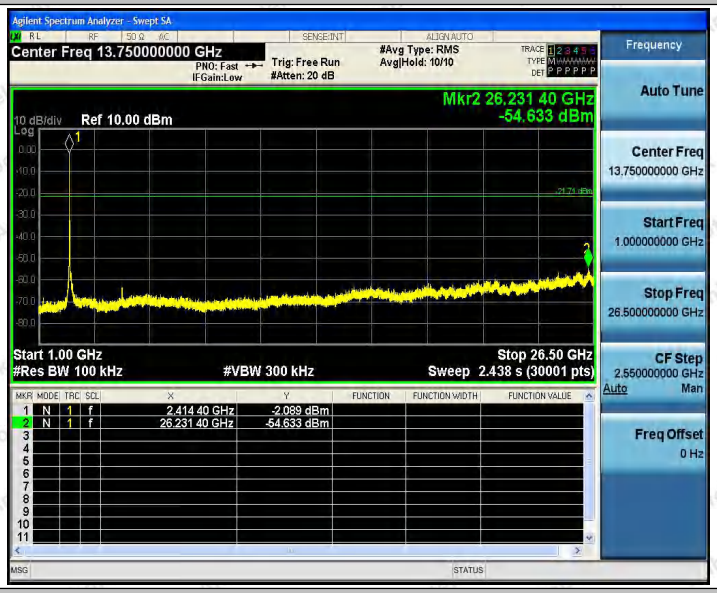

11G_Ant1_2437_0~Reference

11G_Ant1_2437_30~1000

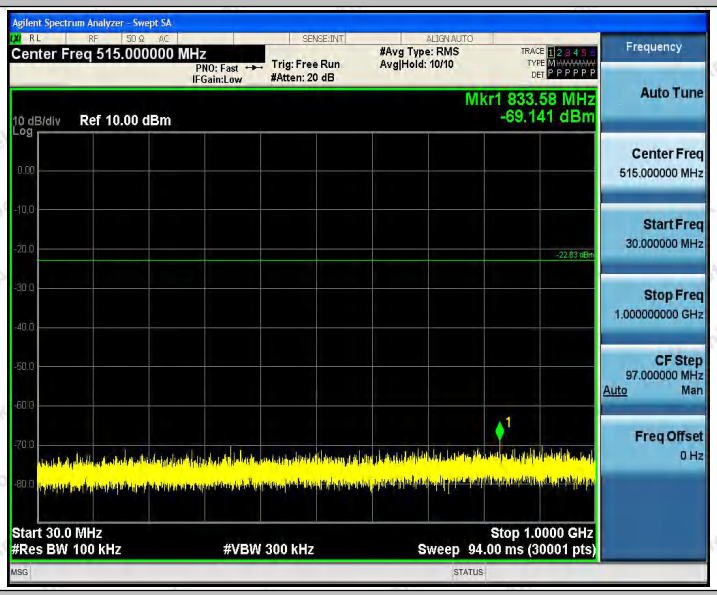

11G_Ant1_2437_1000~26500

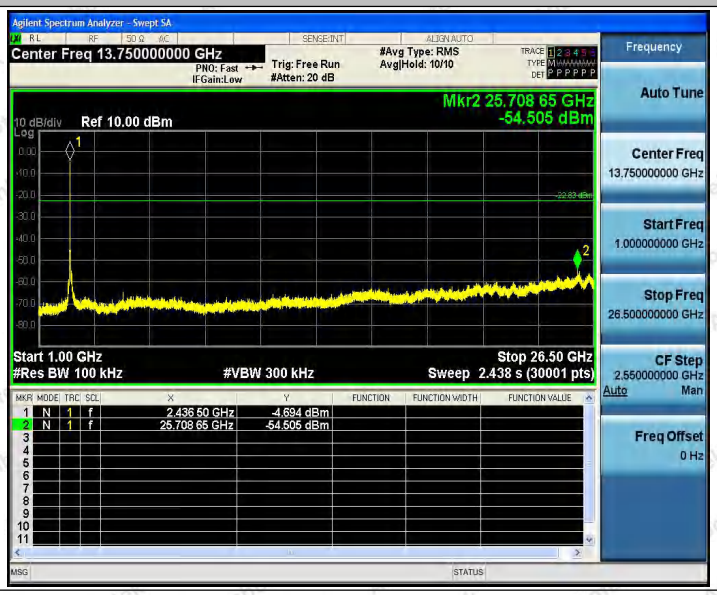

11G_Ant1_2462_0~Reference

11G_Ant1_2462_30~1000

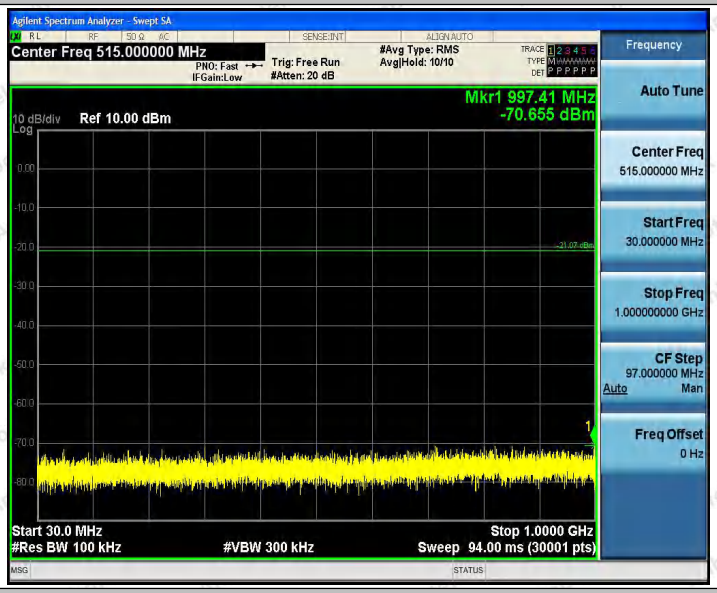

11G_Ant1_2462_1000~26500

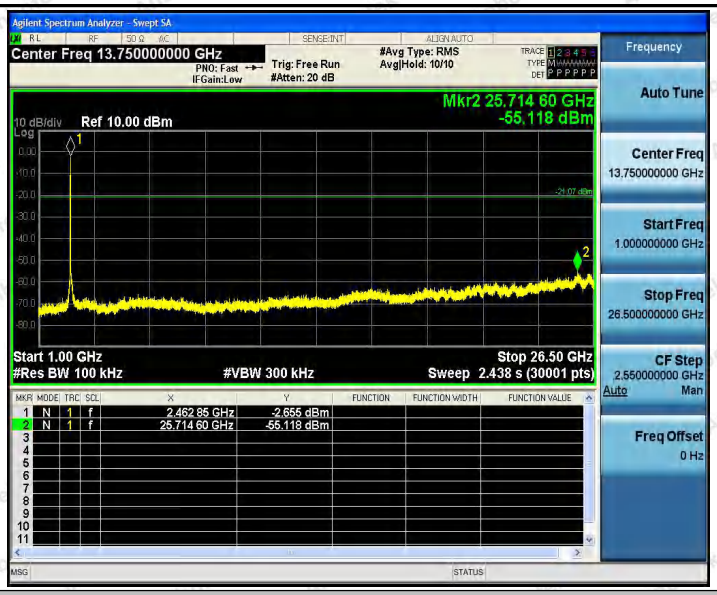

11N20_Ant1_2412_0~Reference

11N20_Ant1_2412_30~1000

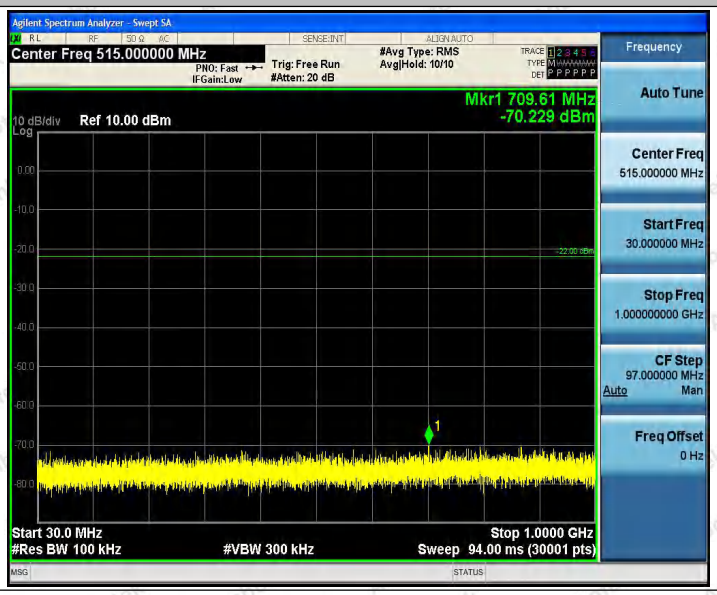

11N20_Ant1_2412_1000~26500

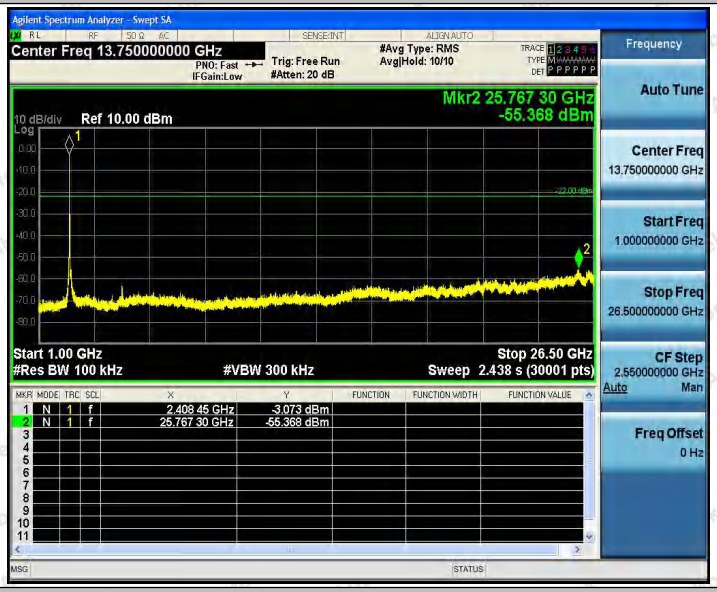

11N20_Ant1_2437_0~Reference

11N20_Ant1_2437_30~1000

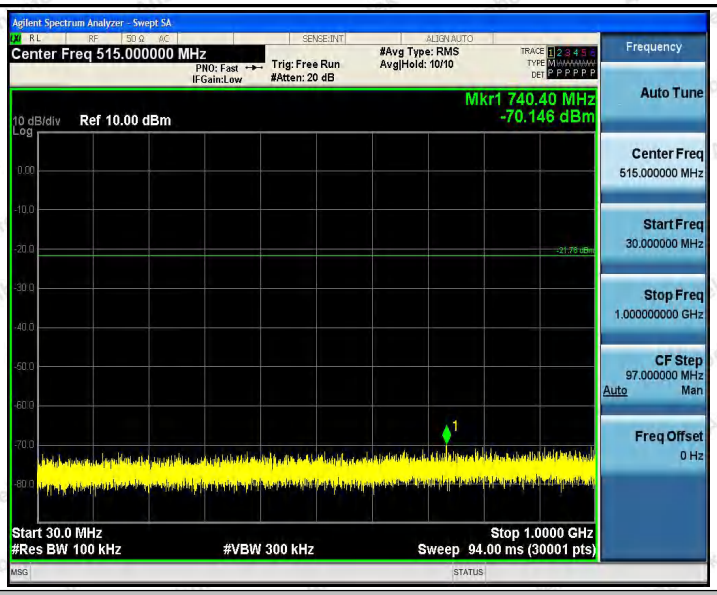

11N20_Ant1_2437_1000~26500

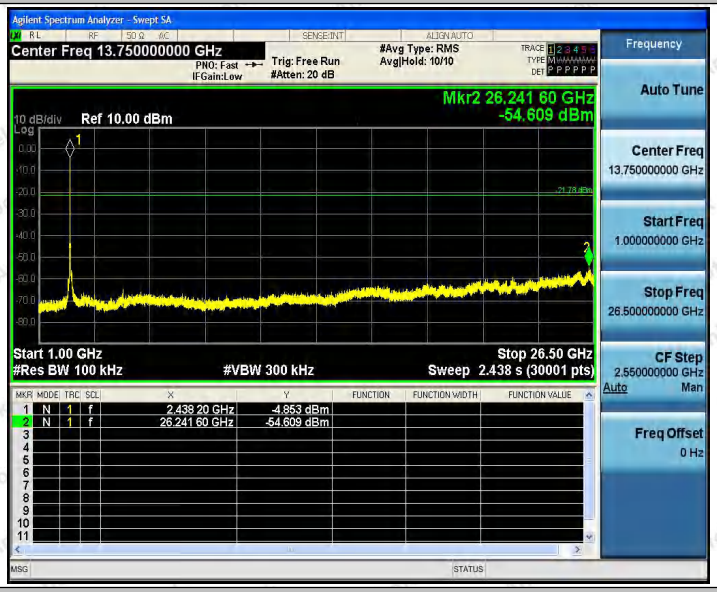

11N20_Ant1_2462_0~Reference

11N20_Ant1_2462_30~1000

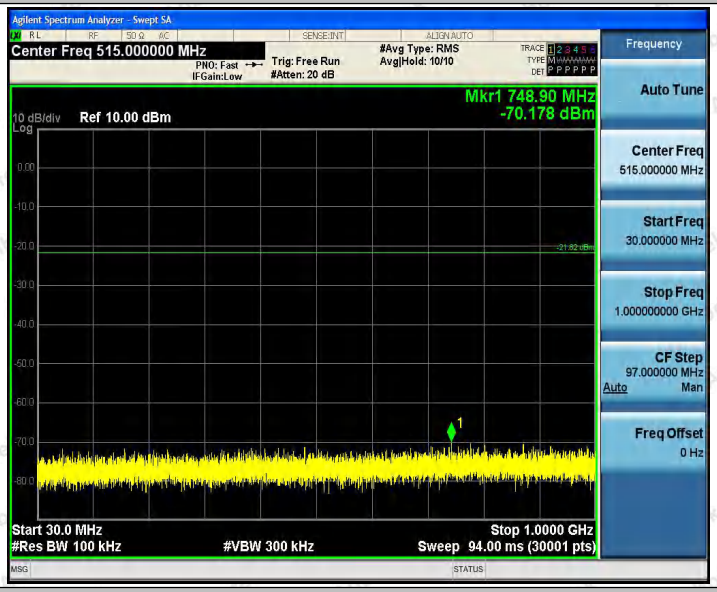

11N20_Ant1_2462_1000~26500

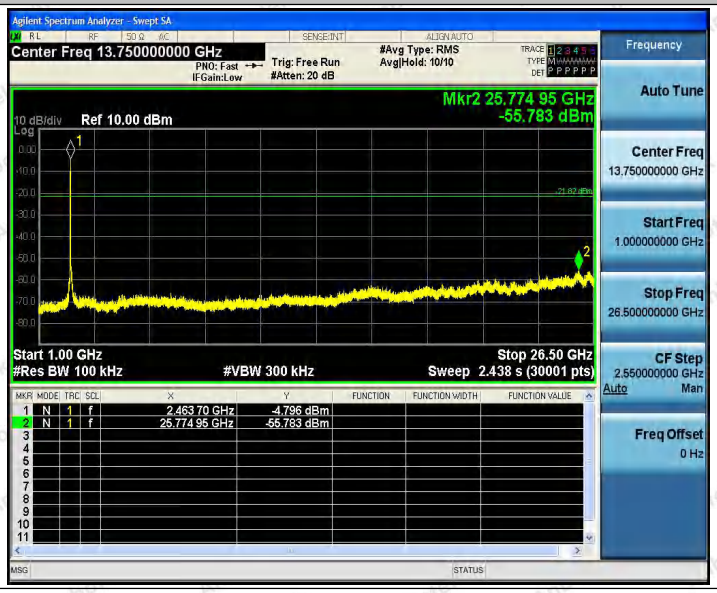

Appendix G: Duty Cycle

Test Result

TestMode	Antenna	Channel	Transmission Duration [ms]	Transmission Period [ms]	Duty Cycle [%]	Limit	Verdict
11B	Ant1	2412	8.38	8.41	99.64	---	PASS
		2437	8.38	8.41	99.64	---	PASS
		2462	8.38	8.41	99.64	---	PASS
11G	Ant1	2412	1.39	1.43	97.20	---	PASS
		2437	1.39	1.43	97.20	---	PASS
		2462	1.39	1.43	97.20	---	PASS
11N20	Ant1	2412	1.30	1.33	97.74	---	PASS
		2437	1.30	1.34	97.01	---	PASS
		2462	1.30	1.34	97.01	---	PASS

Test Graphs

11B_Ant1_2412

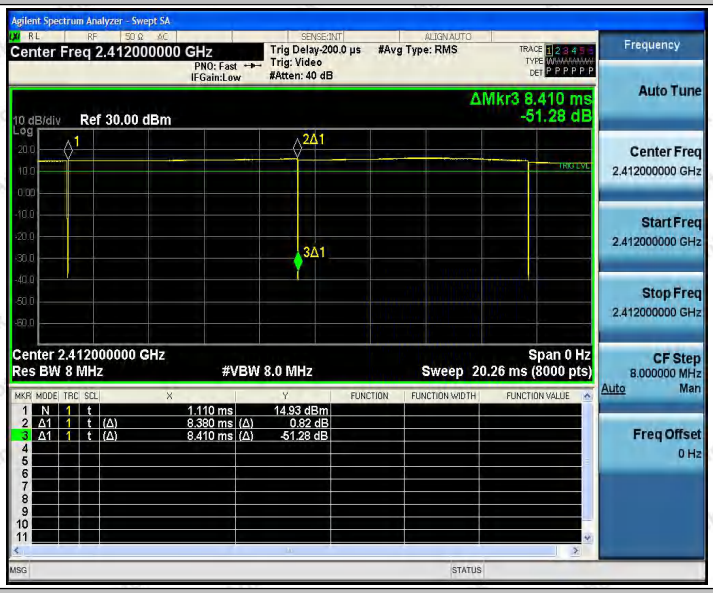

11B_Ant1_2437

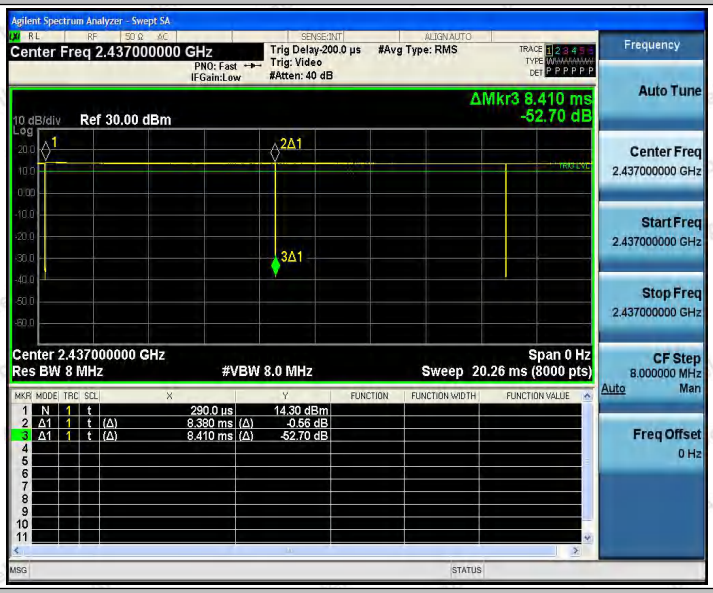

11B_Ant1_2462

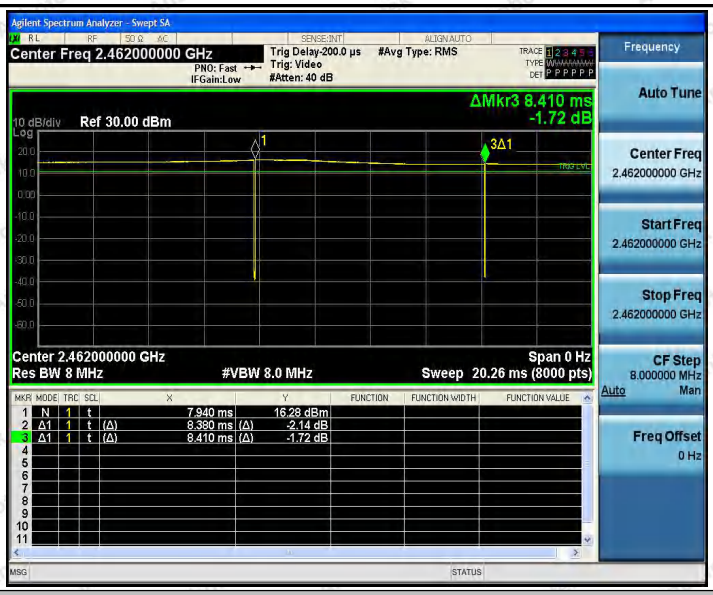

11G_Ant1_2412

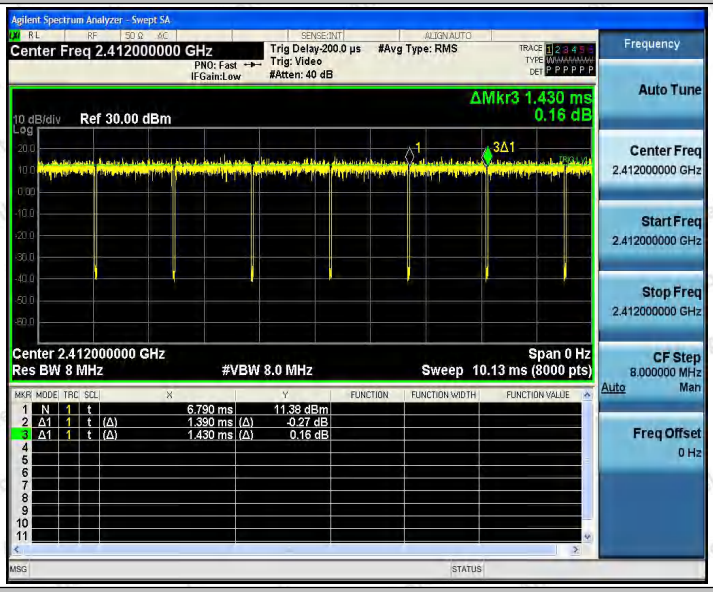

11G_Ant1_2437

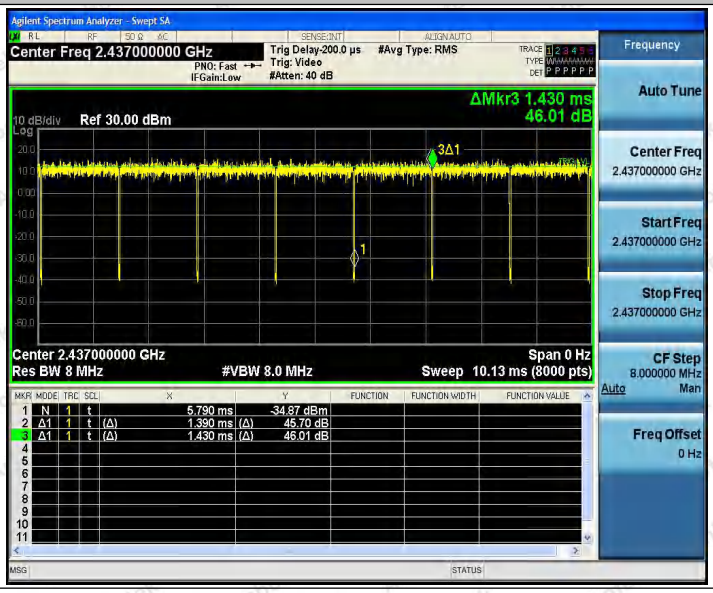

11G_Ant1_2462

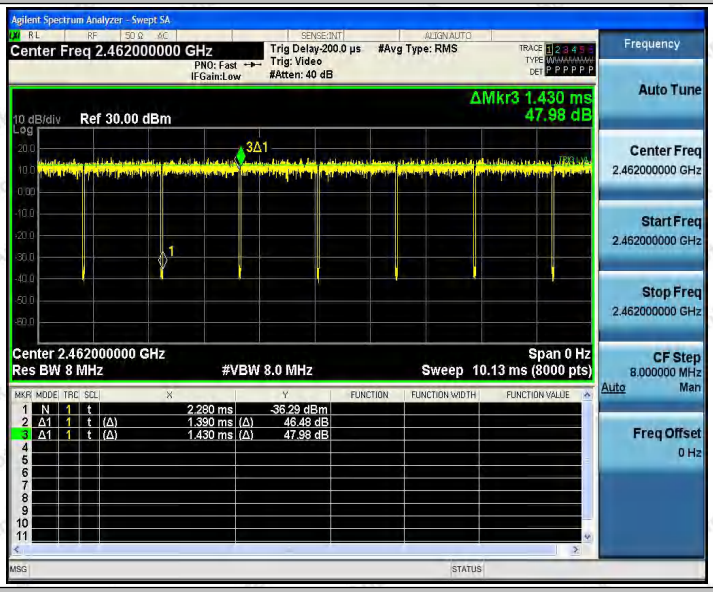

11N20_Ant1_2412

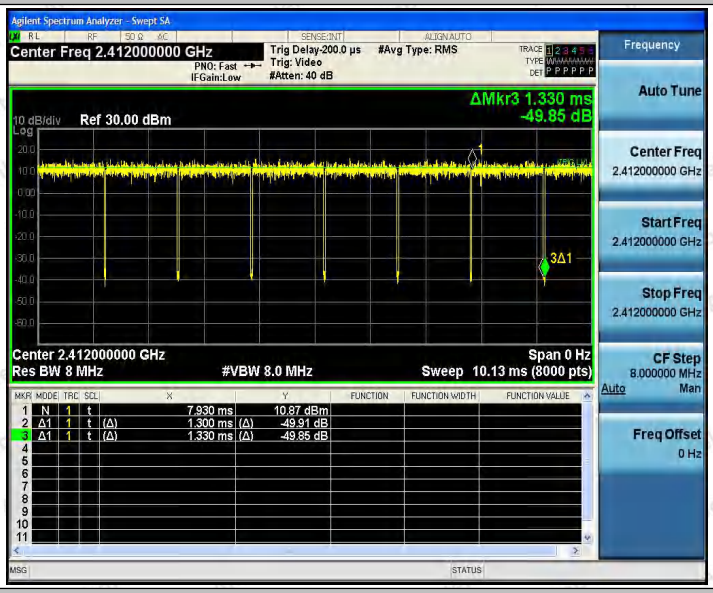

11N20_Ant1_2437

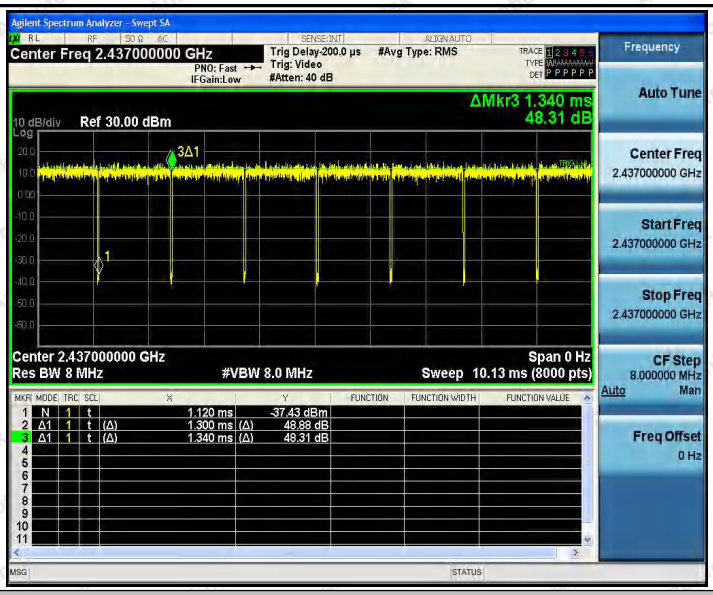

11N20_Ant1_2462

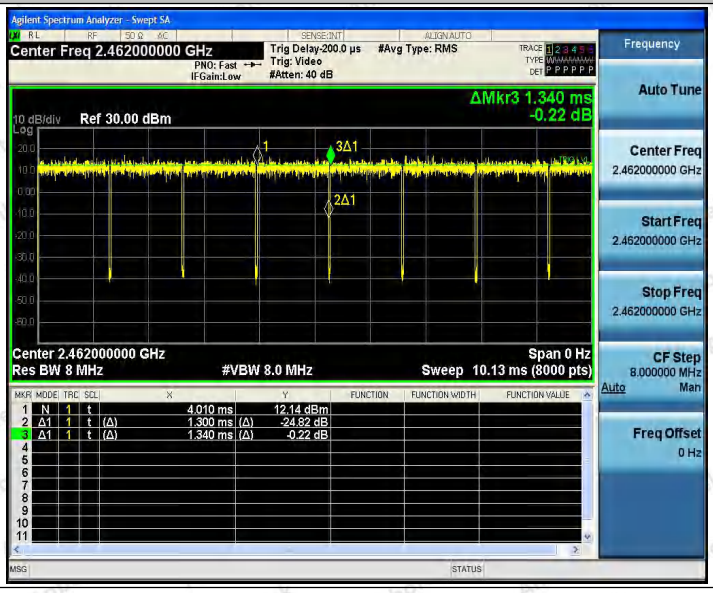

---End---