封底 封面 内1 2 3 4 5 6 7 8 9 10

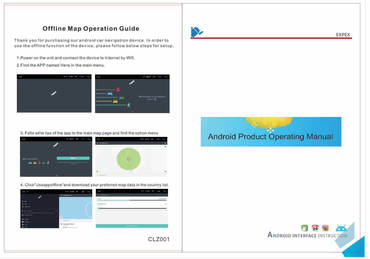



[To Customer]

Dear Customer:

Thanks for buy our car MP5 player; it is our honor and pleasure to server you to using our product. Before using this product, please read this manual very carefully and keep it for future reference. We hope you will find this product is worthy of your purchase, hope you will like this product and then we can build long term business relationship in near future. Your kindly feedback and support will prompt us to do the better.

[Instructions For Use]

1. For the safe of your safety, please don't use the video while driving and operating a machine. Please dispatch the volume to clearly while driving to the voice to the outside world. Before operation, please read this manual and other manual system, understand the meaning of all operation instruction, safety and warning signs, after reading in a readily accessible place for ready reference.

1. Pay attention to traffic safety in the first place.
2. If you meet difficulty in operation, please again after he parked his car in a safe place.
3. Don't let children operate this machine, wet cause personal injury and damage to the machine.
4. Please follow the traffic rules when using satellite navigation function in drive.
5. Please do not ban the use of electronic equipment or it is forbidden to use laser flashlight to shine the lens, because it will electromagnetic interference signal, otherwise may cause danger.
6. Don't maintenance, maintenance, installation of the machine itself. Under the circumstances of the machine power supply, it is forbidden to touch the electronic equipment or vehicles accessories installation personnel or the lack of experience installation and maintenance of the machine is very dangerous.
7. Don't place the machine in the place of the direct sunlight, don't put it in other harmful material environment, especially the LCD screen. If the installation of the LCD screen is in the air conditioner near the air duct, please keep cool and hot air blowing to the LCD screen, otherwise it may damage the machine, even on the live or personal injury.
8. Please do not use some sharp objects painted screen, don't use hard objects to touch the screen, otherwise it will cause permanent damage to the screen.
9. In order to guarantee the normal operation of the machine, and prevent the occurrence of fire or get an electric shock, please don't expose machine in damp air, rainwater or other liquids.

Tips and warnings:

In order to emphasize the important information of user manual, ⚠use this tag should pay special attention to, it said some important warning and precautions.

Safety note

Please read instructions before installation and suggested by car audio professional installation of the machine.

⚠ The machine is suitable for car 12V power supply system (must have grounding line), please do not install the machine in 24V car, otherwise it will damage the machine.



⚠ In his professional guidance, not to replace the power fuse, use only a fuse of the improper, can cause the damage of the machine and cause a fire.

⚠ In order to avoid the violation of traffic rules, the driver shall not watching while driving and operating the machine, lest produce unnecessary accidents.

⚠ For safety and ensure that the product normal use, please to the professional of this product installation, disassembly or repair the machine by yourself, lest cause the damage of machine, electric shock accidents, for details please contact with the local professional car audio store.

⚠ Please prevent this product in a humid environment and the water, in order to avoid the product short-circuit caused by electric shock, or other unnecessary damage and fire happened.

Note: In order to prevent it short out, before the installation, please remember that the car shell and breaking the ACC connection.

Machine reset

1. The first use of the system before or after the replacement battery, the machine must be reset.
2. When the machine function is not normal, the machine must be reset.
3. Press the factory settings in system settings interface, make the machine is in the initial state.
4. Use a pointed object, press the RESET button on the panel, or click the system settings interface factory settings, the machine will be RESET to turn it off, back to the factory the initial state.

Note: press the RESET button and the system initialization will lose time and set the value before

INSTALLATION

[Power Cable Definition]


RVC Camera
Video Input
+12V Output
Video Input (Left)
Audio Right Input
Video Input (Right)
Audio Left Input
Video Input (Left)
Video Input (Right)
Video Output (Left)
Video Output (Right)
Video Output (Left)
Video Output (Right)
Video Output (Left)
Video Output

FCC Warnning:

This equipment has been tested and found to comply with the limits for a Class B digital device, pursuant to part 15 of the FCC Rules. These limits are designed to provide reasonable protection againstharmful interference in a residential installation. This equipment generates, uses and can radiateradio frequency energy and, if not installed and used in accordance with the instructions, maycause harmful interference to radio communications. However, there is no guarantee thatinterference will not occur in a particular installation. If this equipment does cause harmfulinterference to radio or television reception, which can be determined by turning the equipmentoff and on, the user is encouraged to try to correct the interference by one or more of thefollowing measures:

- Reorient or relocate the receiving antenna.
- Increase the separation between the equipment and receiver.
- Connect the equipment into an outlet on a circuit different from that to which the receiver is connected.
- Consult the dealer or an experienced radio/TV technician for help.

Caution: Any changes or modifications to this device not explicitly approved by manufacturer could void your authority to operate this equipment.

This device complies with part 15 of the FCC Rules. Operation is subject to the following two conditions:

(1)This device may not cause harmful interference, and (2) this device must accept any interference received, including interference that may cause undesired operation.

This equipment complies with FCC radiation exposure limits set forth for an uncontrolled environment. This equipment should be installed and operated with minimum distance 20cm between the radiator and your body.