RK L75 MECHANICAL KEYBOARD



FCC WARNING:

This device complies with part 15 of the FCC Rules. Operation is subject to the following two conditions: (1) This device may not cause harmful interference, and (2) this device must accept any interference received, including interference that may cause undesired operation. Any Changes or modifications not expressly approved by the party responsible for compliance could void the user's authority to operate the equipment.

Note: This equipment has been tested and found to comply with the limits for a Class B digital device, pursuant to part 15 of the FCC Rules. These limits are designed to provide reasonable protection against harmful interference in a residential installation. This equipment generates, uses and can radiate radio frequency energy, and, if not installed and used in accordance with the instructions, may cause harmful interference to radio communications. However, there is no guarantee that interference will not occur in a particular installation.

If this equipment does cause harmful interference to radio or television reception, which can be determined by turning the equipment off and on, the user is encouraged to try to correct the interference by one or more of the following measures:

- Reorient or relocate the receiving antenna.
- Increase the separation between the equipment and receiver.
- Connect the equipment into an outlet on a circuit different from that to which the receiver is connected.
- Consult the dealer or an experienced radio/TV technician for help.

This device has been evaluated to meet general RF exposure requirement. This device can be used in portable exposure condition without restriction.

WHEN USING A KEYBOARD:

1. Maintain proper posture and avoid excessive force on the keys.
2. Take regular breaks to prevent wrist fatigue.
3. Clean the keyboard regularly to remove dust and dirt.
4. Avoid spilling liquids on the keyboard.
5. Keep the keyboard in a suitable environment. Note that extreme temperatures or humidity can damage the keyboard.

Remember these tips for a comfortable and durable keyboard experience.

WARRANTY 12 MONTHS WARRANTY

GUARANTEE
Non-human damage
12-month warranty

PRODUCT BASIC / ОСНОВНЫЕ СВЕДЕНИЯ

Manual Руководство пользователя	Switch and Keycaps Puller Съемник клавиш и переключателей	Keyboard Клавиатура	USB Type-C cable Кабель USB Type-C	2.4 G Dongle Адаптер 2.4 ГГц
Size Размеры 351.52(L)×144.90(L)×43.57(H)mm 351.52(Д)×144.90(Ш)×43.57(В) мм	Backlight RGB Подсветка RGB	Version USB2.0&BT Подключения USB2.0 &Гц/BT	Layout 85 Keys Раскладка 85 клавиш	Switch MechanicalSwitches Переключатели механические

INDICATOR LIGHT / СВЕТОВЫЕ ИНДИКАТОРЫ

Caps Lock

Win Lock

Charging Indication: The red light always lights on when charging, goes off when fully charged, and the red indicator light flashes when the power is low.

Индикация зарядки: красный световой индикатор загорается во время зарядки, выключается когда клавиатура полностью заряжена и мигает когда аккумулятор разряжен.

KNOB FUNCTION / ФУНКЦИИ РУЧКИ

Clockwise Volume +
Поверните по часовой стрелке для увеличения громкости +

Counterclockwise Volume -
Поверните против часовой стрелки для уменьшения громкости -

Press to mute
Нажмите для отключения звука

BATTERY LEVEL REMINDER / НАПОМИНАНИЕ ОБ УРОВНЕ ЗАРЯДА БАТАРЕИ

Battery level reminder
Напоминание об уровне заряда батареи

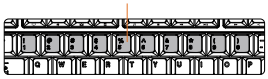

In BT and 2.4G mode, Press and hold FN+ENTER to view the battery level indicator

В режимах Bluetooth и 2.4 ГГц нажмите и удерживайте FN+ENTER чтобы увидеть уровень заряда батареи.

For example / Например

The backlight of the "1" key is illuminated, indicating that the keyboard's current attery level is at 10%.

Подсветка клавиши "1" что указывает на то, что текущий уровень заряда батареи составляет 10%.

The "1" and "2" keys are both illuminated, indicating that the keyboard's current battery level is at 20%.

Одновременная подсветка клавиш "1" и "2" указывает на то, что текущий уровень заряда батареи составляет 20%.

Similarly / Аналогично

When the backlighting illuminates from"1" to "0" simultaneously, it indicates that the keyboard battery is at 100% charge.

Когда подсветка одновременно загорается для всех клавиш от "1" до "0", это указывает на то, что аккумулятор клавиатуры полностью заряжен на 100%.

WIRED CONNECTION / ПРОВОДНОЕ ПОДКЛЮЧЕНИЕ

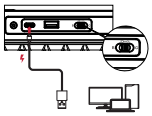

Toggle the switch to the middle position, and then connect the USB cable to the device.

Установите переключатель в среднее положение, а затем подключите USB-кабель к устройству.

It supports 5V 1A rated power supply to charge.
Поддерживает питание 5В 1А для зарядки.

BT CONNECTION / BLUETOOTH ПОДКЛЮЧЕНИЕ

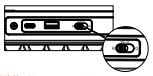

Toggle switch to B position.
Установите переключатель в положение B

1.Linking / Связывание устройств

Short press FN+Q/W/E to change BT channel.
Для смены Bluetooth канала используйте комбинацию клавиш FN+Q/W/E.

2.Pairing / Сопряжение устройств

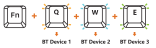

Long press FN+Q/W/E enter pairing mode.
Для включения режима сопряжения нажмите и удерживайте комбинацию клавиш FN+Q/W/E

2.4 G MODE / БЕСПРОВОДНОЕ ПОДКЛЮЧЕНИЕ 2.4 ГГц

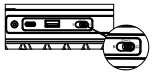

Toggle switch to G position
Установите переключатель в положение G

Pairing / Сопряжение адаптера

Long press FN+P to match the code
Для сопряжения адаптера нажмите и удерживайте комбинацию клавиш Fn+P

Friendly reminder: The devices are already paired at the factory, so there is no need to pair them again.

Примечание: Устройства уже были сопряжены на фабрике, поэтому нет необходимости в повторном сопряжении.

TOUCH FUNCTION / ФУНКЦИИ СЕНСОРНОГО ЛОГОТИПА

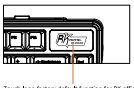

Touch logo factory default function for RK official website function:
https://en.rkgaming.com/download/1/

По умолчанию сенсорный логотип открывает ссылку на официальный сайт RK Royal Kludge:
https://en.rkgaming.com/download/1/

RK L75 MECHANICAL KEYBOARD

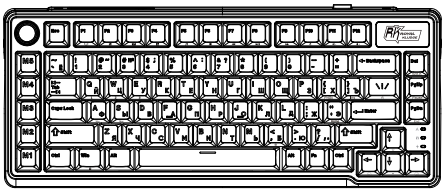

ISED STATEMENT:

English: This device contains licence-exempt transmitter(s)/receiver(s) that comply with Innovation, Science and Economic Development Canada's licence-exempt RSS(s). Operation is subject to the following two conditions:
(1) This device may not cause interference,
(2) This device must accept any interference, including interference that may cause undesired operation of the device.
Français: Cet appareil contient des émetteurs/récepteurs exempts de licence qui sont conformes aux CNR exemptes de licence d'Innovation, Sciences et Développement économique Canada. L'exploitation est autorisée au deux conditions suivantes:
(1) L'appareil ne doit pas produire de brouillage,
(2) L'appareil doit accepter tout brouillage radioélectrique, y compris les interférences susceptibles de provoquer un fonctionnement indésirable de l'appareil.

This equipment complies with ISED RF radiation exposure limits set forth for an uncontrolled environment.
This transmitter must not be co-located or operating in conjunction with any other antenna or transmitter.
Cet équipement est conforme aux limites d'exposition aux rayonnements RF ISED à l'intérieur de environnement non contrôlé.
Cet émetteur ne doit pas être co-implanté ou fonctionner en conjonction avec aucun autre antenne ou émetteur.

BATTERIES:

A warning that batteries (battery pack or batteries installed) shall not be exposed to excessive heat such as sunshine, fire or the like.
(1) Replacement of batteries with an incorrect type that can defeat a safeguard.
(2) Disposal in a fire or a hot oven, or crushing or cutting of a battery.
(3) Leaving in a surrounding environment of high temperature.
(4) Battery pack or batteries with a series of extremely low atmospheric pressure.
(5) Mixing of batteries of different types.
(6) If a battery is replaced by an incorrect type that can defeat a safeguard, the battery shall be disposed of.

WARRANTY 12 MONTHS WARRANTY

GUARANTEE
Non-human damage
12-month warranty

CUSTOM BACKLIGHT SET / НАСТРОЙКА ПОДСВЕТКИ

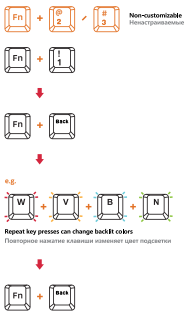

SECONDARY COMBINATION FUNCTION KEYS / СПЕЦИАЛЬНЫЕ ФУНКЦИОНАЛЬНЫЕ КЛАВИШИ

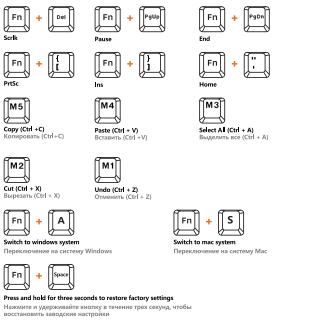

BACKLIGHT CONTROL / УПРАВЛЕНИЕ ПОДСВЕТКОЙ

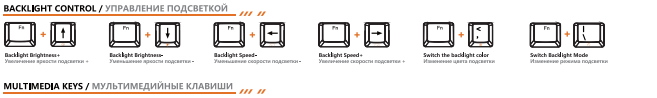

MULTIMEDIA KEYS / МУЛЬТИМЕДИЙНЫЕ КЛАВИШИ

Windows system(Fn + A: switch to Windows system)
Система Windows(Fn + A: переключение на систему Windows)

MAC system(Fn + S: switch to Mac system)
Система MAC (Fn + S: переключение на систему Mac)

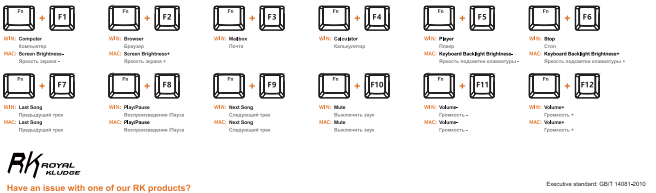

Have an issue with one of our RK products?

Feel free to contact us with any product issues or questions,We will reply as quickly as possible to ensure all your needs are handled.

For better technicalsupport,pleasecontact rkgaming@rkgaming.com

Executive standard: GB/T 14081-2010
Made in China https://en.rkgaming.com
Download Driver Address: https://en.rkgaming.com/download/1/
1664799514201