User Manual

Portable Vintage Radio Speaker

R-919



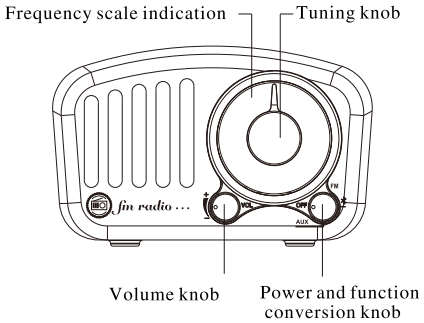

CONTENTS

- FM Radio
- Bluetooth Speaker
- TF Card Player
- AUX Player
- USB Port Charging
- Specifications
- Safety Instructions
- Warranty

FM Radio

- Turn the power switch to the " FM ", the Frequency scale will turn to red.
- Rotate the tuning knob to select a channel,

Bluetooth Speaker

- Turn the power switch to "BT"
- " Bluetooth Mode " will be heard after 3s. At the same time, the Bluetooth indicator turn to blue.
- Turn on the Bluetooth device such as a mobile phone to find the name of " FY-R919 " and click it to connect.
- When is connected, there will be a beep and the frequency scale will stay blue, open the music player to listen to music.
- After disconnected the Bluetooth, the radio will send a beep sound.

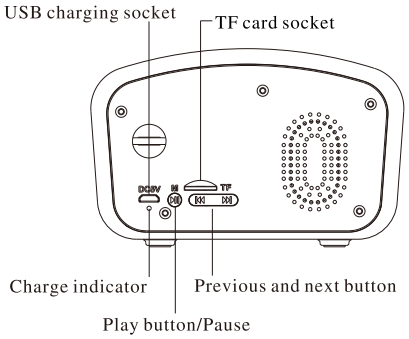

TF Card Player

- Insert TF Card to socket
- Turn the power switch to "BT"
- Long press the play button " M ", it will automatically play music

Note: This product have memorize playback function.

AUX Player

- Turn the power switch to " AUX "
- " AUX Input Mode " will be heard after 3s
- Insert the supplied AUX cable to connect your phone, or TV etc.

Specifications

Frequency range:	FM 87-108MHz
Dimensions	4.4*2.7*2in
Weight	200g/0.44lb
Product material	Wood,PVC
Power consumption	5W (max)
Working voltage	2.7V-4.2V
Output voltage/current	5V/ 600mA
Power source	3.7V/ 1100mAh Li-ion
Speaker	Φ40mm/4Ω NdFeB full range speaker
Bluetooth	Bluetooth 5.0
Maximum distortion	⩽5 %
Noise-limited sensitivity	FM: 30dB Noise-limited sensitivity is better than 6 V
SNR	FM: ⩾50 dB
Transmission distance	⩽10 meters

USB Port Charging

- To charge the radio, insert the supplied USB cable to the power source.
- The charging indicator will stay red. After fully charged, the red light will turn off.
- It takes 4 hours for the internal 1100mAh Li-ion battery to be fully charged.
- When completely charged, the battery will deliver 9 hours of radio play(depending on the volume) or 8 hours of Bluetooth speaker time.

Product Features

- This product uses 1100mAh, rechargeable, built-in polymer lithium battery. It has passed the safety test and certification, and the capacity is larger than most of the same size of the Bluetooth speaker, so there is a longer working time.
- This product uses a high-end professional radio chip, using a special antenna and matching circuit, coupled with other professional-grade circuits, making its receiving sensitivity better than other performance.
- It uses a special elector-acoustic design, which is tuned by a professional tuner, making this radio very good sound quality.
- Its small and elegant appearance is loved by collectors and players.

Note: To ensure the sound quality of Bluetooth, the best reception distance is within 10 meters.

Safety Instructions

1. Avoid violent shocks or falling.
2. Keep out of direct sunlight, high temperature and humidity
3. Cassettes, magnetic cards, and other magnetic recording software should be placed away from the body speakers to prevent the recorded content from being erased or noise on the cassette (cassette).
4. If there is any debris falling into the machine, please check with qualified maintenance personnel before using.
5. When cleaning the case, wipe it with a soft cloth dampened with detergent solution. Do not use strong solvents such as alcohol or thinner to clean.
6. Keep listening at the right volume so you can pay attention to your surroundings at the same time to ensure safety.
7. In the dry and cold season, chemical fiber, silk and other items that are prone to static electricity will affect or damage sensitive devices in the radio. This product has corresponding protective measures, but please try to avoid rubbing with the above items.

Warranty

- This vintage radio has full 12-month warranty against manufacturing defects.
- The warranty period begins from the date of purchase.

Federal Communications Commission (FCC) Statement. This device complies with part 15 of the FCC Rules. Operation is subject to the following twoconditions:

(1) This device may not cause harmful interference, and

(2) this device must accept any interference received,

including interference that may cause undesired operation. Note: This equipment has been tested and found to comply with the limits for a Class B digital device, pursuant to part 15 of the FCC Rules. These limits are designed to provide Reasonable protection against harmful interference in a residential installation. This equipment generates, uses and can radiate radio frequency energy and, if not installed and used in accordance with the instructions, may cause harmful interference to radio communications. However, there is no guarantee that interference will not occur in a particular installation. If this equipment does cause harmful interference to radio or television reception, which can be determined by turning the equipment off and on, the user is encouraged to try to correct the interference by one ormore of the following measures:

•Reorient or relocate the receiving antenna.

•Increase the separation between the equipment and receiver.

•Connect the equipment into an outlet on a circuit different from that to which the receiver is connected.

•Consult the dealer or an experienced radio/TV technician for help.

Warning: Changes or modifications made to this device not expressly approved by **Shenzhen Fuyin Electronic Technology Co., Ltd.** may void the FCC authorization to operate this device.Note: The manufacturer is not responsible for any radio or TV interference caused by unauthorized modifications to this equipment. Such modifications could void the user's authority to operate the equipment.

RF exposure statement:

The device compliance RF exposure requirement and can installed and used without restriction