4 IN 1

WIRELESS CHARGING STAND

PART LIST

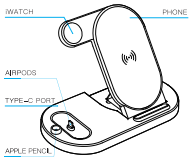

4 in 1 Charging Stand* 1

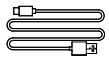

Cable* 1

Wall Charger* 1

Padding* 1

FOLDABLE DESIGN

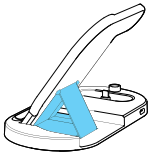

1

3 ANGLES ADJUSTMENT

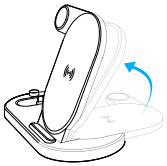

CAN BE PLACED HORIZONTALLY

2

CHARGE IN THE CENTER

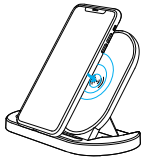

HIGH TEMPERATURE PROTECTION

Try again later

When the output power of the charging station is too large, in order to prevent overheating, the machine will suspend work and will restart after the temperature is restored.

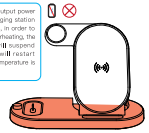

3

COVERED BY SOMETHING (METAL OBJECT)

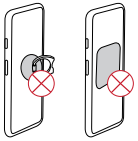

PHONE CASE ≤5MM

4

PRODUCT PARAMETER

INPUT : 5V/2.0A-5V/3.0A
QC2.0/3.0 Charger
PD Charger

OUTPUT: 5W/7.5W/10W(phone)
5V/500mAh(watch)
5V/500mAh(earphone)
5V/500mAh(pencil)

OTHER ISSUE

If you want to return or refund please contact us at this email address:
hahappyshopping@163.com

物料号：ST-V18说明书版本v1.1

FCC Statement

This device complies with part 15 of the FCC rules. Operation is subject to the following two cond itions: (1) this device may not cause harmful interference, and (2) this device must accept any inte rference received, including interference that may cause undesired operation.
Caution: Changes or modifications not expressly approved by the party responsible for compliance could void the user's authority to operate the equipment.
NOTE: This equipment has been tested and found to comply with the limits for a Class B digital d evice, pursuant to part 15 of the FCC Rules. These limits are designed to provide reasonable prote ction against harmful interference in a residential installation. This equipment generates uses and c an radiate radio frequency energy and, if not installed and used in accordance with the instructions , may cause harmful interference to radio communications. However, there is no guarantee that int erference will not occur in a particular installation. If this equipment does cause harmful interferen ce to radio or television reception, which can be determined by turning the equipment off and on, t he user is encouraged to try to correct the interference by one or more of the following measures:

- Reorient or relocate the receiving antenna.
- Increase the separation between the equipment and receiver.
- Connect the equipment into an outlet on a circuit different from that to which the receiver is connected.
- Consult the dealer or an experienced radio/TV technician for help important announcement

Radiation Exposure Statement
The equipment complies with FCC radiation exposure limits set forth for an uncontrolled environment. During the operation of device a distance of 15 cm surrounding the device and 20 cm above the top surface of the device must be respected.