尺寸: 294(D)*49(H) mm

LED Lamp Wireless Charger User Manual

CE FC RoHS

1.Introduction:

1.LED light touch switch
2.LED energy-saving three-color table lamp
3.Flexible lamp-post
4.Operating indicator
5.Wireless charging area of mobile phone
6.Micro USB

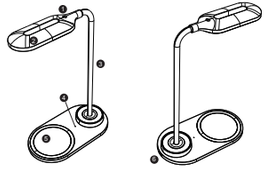

2.Product Introduction

1. Devices with built-in quick charge/normal charge wireless receiver (Samsung Note 8 , iPHONE 8 , etc)
2. Devices with outerface wireless charging receiver (Samsung Galaxy S3, S4, S5 ,Note 3, Note 4, HUAWEI, LENOVO, XIAOMI , etc.)
3. Devices with wireless charging receiver in its protection case iPhone 5/5s, iPhone 6, iPhone6p, etc.)

Note: All devices must be Qi standard.

3.Operation instructions:

1. Connect wireless charger with AC source by power adapter, wireless charger turn on, indicator shows green color in 3 seconds and go into blue color in 15 secondsfor standby mode.

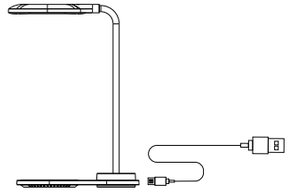

2. Put your phones onto the wireless charging area, phones starts to charge and indicator shows flashing blue color, once phones are full chargered , blue indicator will keep lighting on.

3.Light touch lamp switch, the lamp will lighting on, the lamp has 3 types of lighting mode, strong warm light, cold light, subdued light, then touch 1 more time to turn off.

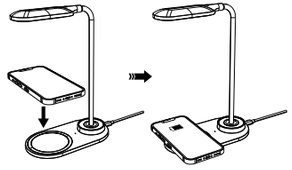

4.Specifications

Name	LED Lamp Wireless Charger	Model	HT-12
Product size	160*85*260mm	Power Supply Port	Micro USB
Input Power	18W(max)	Output Power (QC)	10W
Luminance	18-26IM*10	Lamp Power	200MW*10

Attention

1. Please keep the charger away from water or other liquid.
2. If you need to lean the charger, please make sure it is power off.
3. Using Environment tempeature remain 1-45℃ degree.

FCC WARNING

This device complies with part 15 of the FCC Rules. Operation is subject to the following two conditions: (1) this device may not cause harmful interference, and (2) this device must accept any interference received, including interference that may cause undesired operation.

Any changes or modifications not expressly approved by the party responsible for compliance could void the user's authority to operate the equipment.

NOTE: This equipment has been tested and found to comply with the limits for a Class B digital device, pursuant to Part 15 of the FCC Rules. These limits are designed to provide reasonable protection against harmful interference in a residential installation. This equipment generates, uses and can radiate radio frequency energy and, if not installed and used in accordance with the instructions, may cause harmful interference to radio communications. However, there is no guarantee that interference will not occur in a particular installation.

If this equipment does cause harmful interference to radio or television reception, which can be determined by turning the equipment off and on, the user is encouraged to try to correct the interference by one or more of the following measures:

-- Reorient or relocate the receiving antenna.

-- Increase the separation between the equipment and receiver.

-- Connect the equipment into an outlet on a circuit different from that to which the receiver is connected.

-- Consult the dealer or an experienced radio/TV technician for help.

RF warning for WPT device:

The equipment complies with FCC radiation exposure limits set forth for an uncontrolled environment. During the operation of device a distance of 15cm surrounding the device and 20 cm above the top surface of the device must be respected.