Appendix Test Data

Report No.:	18220WC30277302	Test Sample No.:	1-2-2
Start Test Date:	2024.01.05	Finish Test Date:	2024.01.05
Test Engineer:	Hayman Chen	Auditor:	Rick Luo
Temperature:	23.1℃	Relative Humidity:	40%
Pressure:	101kPa		

Appendix A: DTS Bandwidth

Test Result

TestMode	Antenna	Frequency[MHz]	DTS BW [MHz]	FL[MHz]	FH[MHz]	Limit[MHz]	Verdict
11B	Ant1	2412	7.560	2407.960	2415.520	0.5	PASS
		2437	7.560	2433.440	2441.000	0.5	PASS
		2462	7.040	2458.440	2465.480	0.5	PASS
11G	Ant1	2412	16.320	2403.840	2420.160	0.5	PASS
		2437	16.360	2428.800	2445.160	0.5	PASS
		2462	16.360	2453.800	2470.160	0.5	PASS
11N20SISO	Ant1	2412	17.560	2403.200	2420.760	0.5	PASS
		2437	17.560	2428.200	2445.760	0.5	PASS
		2462	17.600	2453.200	2470.800	0.5	PASS
11N40SISO	Ant1	2422	36.320	2403.840	2440.160	0.5	PASS
		2437	36.080	2419.160	2455.240	0.5	PASS
		2452	35.680	2434.480	2470.160	0.5	PASS

Test Graphs

11B_Ant1_2412

11B_Ant1_2437

11B_Ant1_2462

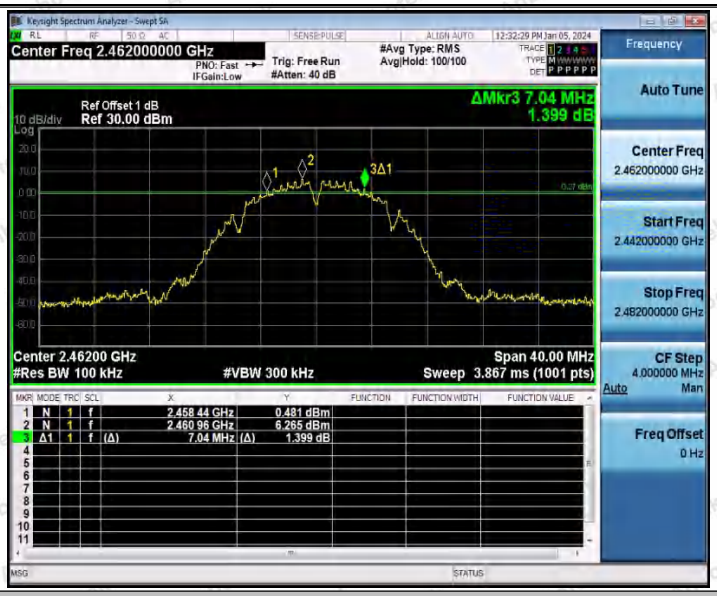

11G_Ant1_2412

11G_Ant1_2437

11G_Ant1_2462

11N20SISO_Ant1_2412

11N20SISO_Ant1_2437

11N20SISO_Ant1_2462

11N40SISO_Ant1_2422

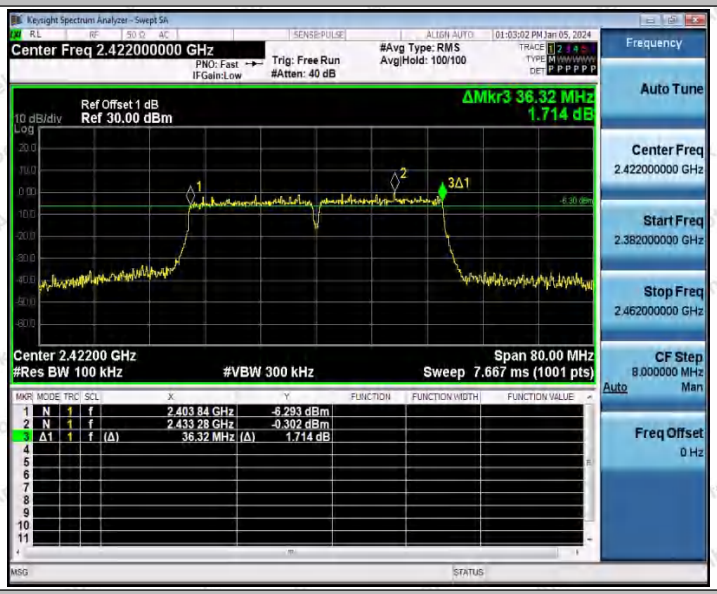

11N40SISO_Ant1_2437

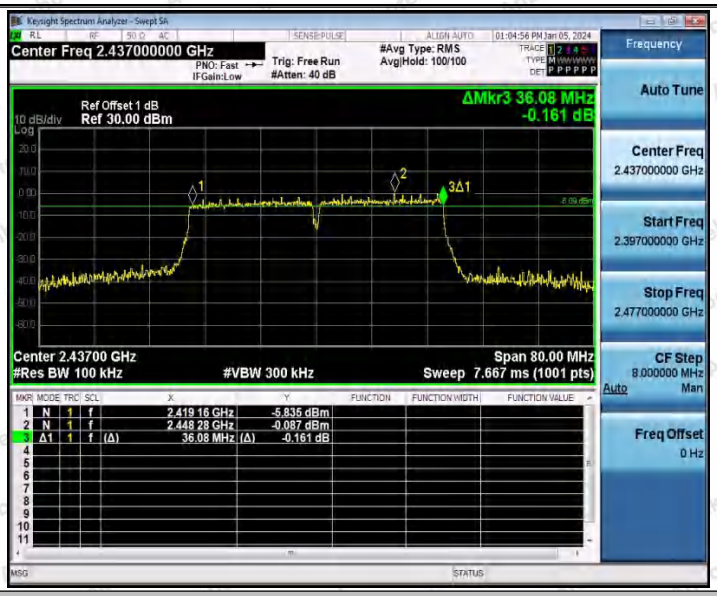

11N40SISO_Ant1_2452

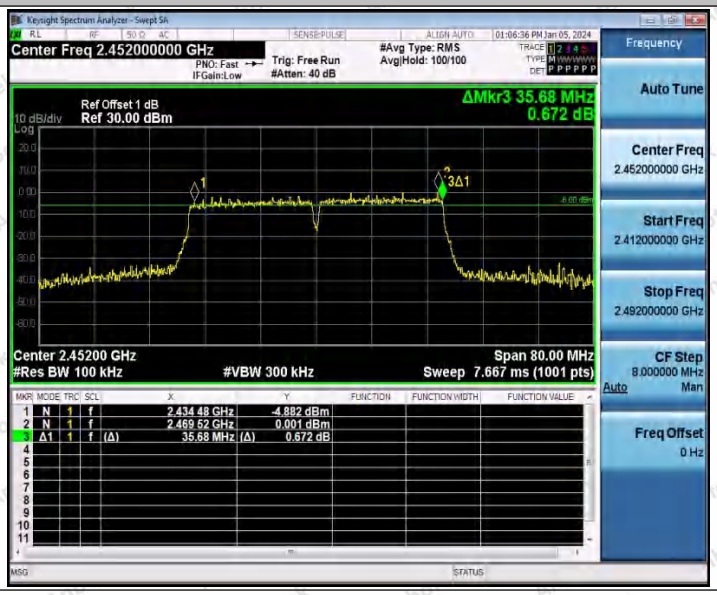

Appendix B: Occupied Channel Bandwidth

Test Result

TestMode	Antenna	Channel Frequency[MHz]	OCB [MHz]	FL[MHz]	FH[MHz]	Limit[MHz]	Verdict
11B	Ant1	2412	11.995	2406.0477	2418.0427	---	---
		2437	11.375	2431.4433	2442.8183	---	---
		2462	11.459	2456.4127	2467.8717	---	---
11G	Ant1	2412	17.091	2403.5001	2420.5911	---	---
		2437	17.162	2428.4486	2445.6106	---	---
		2462	17.200	2453.4731	2470.6731	---	---
11N20SISO	Ant1	2412	18.209	2402.9408	2421.1498	---	---
		2437	18.291	2427.9275	2446.2185	---	---
		2462	18.206	2452.9559	2471.1619	---	---
11N40SISO	Ant1	2422	36.476	2403.8762	2440.3522	---	---
		2437	36.602	2418.8653	2455.4673	---	---
		2452	36.527	2433.8972	2470.4242	---	---

Test Graphs

11B_Ant1_2412

11B_Ant1_2437

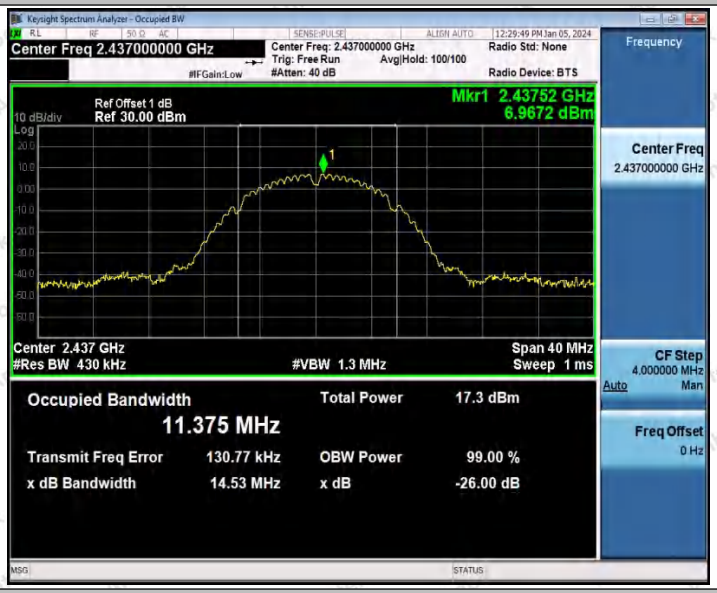

11B_Ant1_2462

11G_Ant1_2412

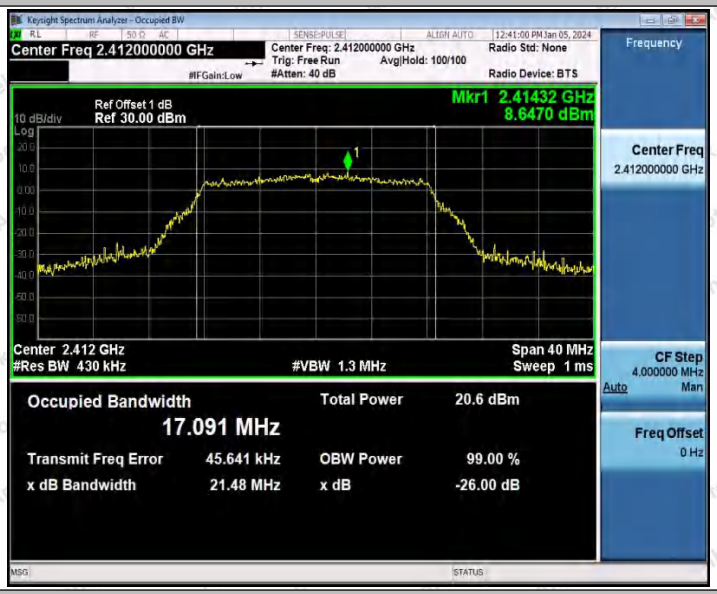

11G_Ant1_2437

11G_Ant1_2462

11N20SISO_Ant1_2412

11N20SISO_Ant1_2437

11N20SISO_Ant1_2462

11N40SISO_Ant1_2422

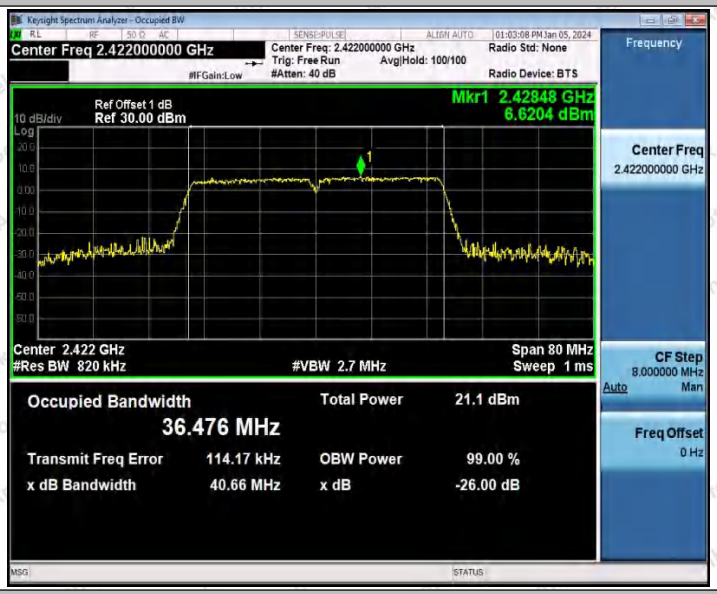

11N40SISO_Ant1_2437

11N40SISO_Ant1_2452

Appendix C: Maximum conducted output power

Test Result

TestMode	Antenna	Frequency[MHz]	Average Output Power[dBm]	Conducted Limit[dBm]
11B	Ant1	2412	**14.86**	≤30.00
		2437	14.44	≤30.00
		2462	14.58	≤30.00
11G	Ant1	2412	14.49	≤30.00
		2437	13.99	≤30.00
		2462	13.89	≤30.00
11N20SISO	Ant1	2412	14.46	≤30.00
		2437	13.93	≤30.00
		2462	13.80	≤30.00
11N40SISO	Ant1	2422	14.34	≤30.00
		2437	14.50	≤30.00
		2452	14.47	≤30.00

Note：The Duty Cycle Factor(10*log(1/D)) and cable loss are compensated in the graph.

Test Graphs

11B_Ant1_2412

11B_Ant1_2437

11B_Ant1_2462

11G_Ant1_2412

11G_Ant1_2437

11G_Ant1_2462

11N20SISO_Ant1_2412

11N20SISO_Ant1_2437

11N20SISO_Ant1_2462

11N40SISO_Ant1_2422

11N40SISO_Ant1_2437

11N40SISO_Ant1_2452

Appendix D: Maximum power spectral density

Test Result

TestMode	Antenna	Frequency[MHz]	Result[dBm/30kHz]	Result[dBm/3kHz]	Limit[dBm/3kHz]	Verdict
11B	Ant1	2412	-6.22	-16.22	≤8.00	PASS
		2437	-6.73	-16.73	≤8.00	PASS
		2462	-6.41	-16.41	≤8.00	PASS
11G	Ant1	2412	-7.67	-17.67	≤8.00	PASS
		2437	-8.90	-18.90	≤8.00	PASS
		2462	-8.78	-18.78	≤8.00	PASS
11N20SISO	Ant1	2412	-8.87	-18.87	≤8.00	PASS
		2437	-9.54	-19.54	≤8.00	PASS
		2462	-9.50	-19.50	≤8.00	PASS
11N40SISO	Ant1	2422	-12.16	-22.16	≤8.00	PASS
		2437	-12.07	-22.07	≤8.00	PASS
		2452	-11.99	-21.99	≤8.00	PASS

Note：

1. The Duty Cycle Factor(10*log(1/D)) and cable loss are compensated in the graph.
2. PSD(dBm/3kHz)= PSD(dBm/30kHz)- (10*log(30/3))

Test Graphs

11B_Ant1_2412

11B_Ant1_2437

11B_Ant1_2462

11G_Ant1_2412

11G_Ant1_2437

11G_Ant1_2462

11N20SISO_Ant1_2412

11N20SISO_Ant1_2437

11N20SISO_Ant1_2462

11N40SISO_Ant1_2422

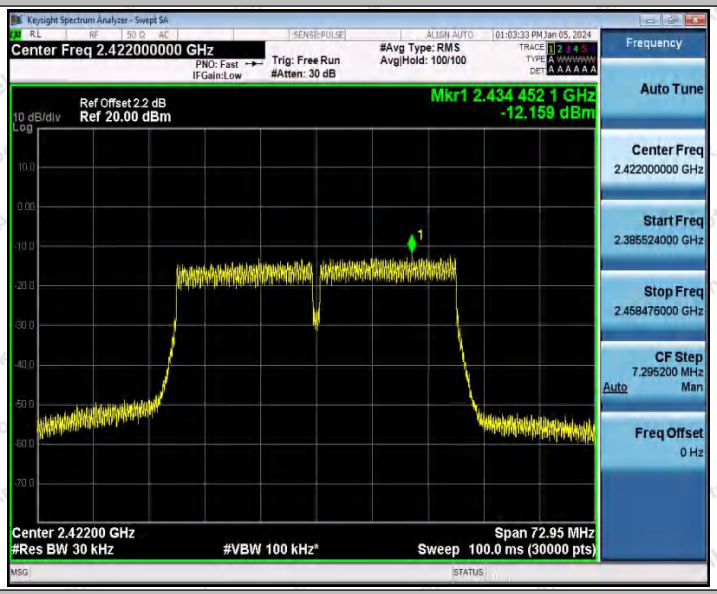

11N40SISO_Ant1_2437

11N40SISO_Ant1_2452

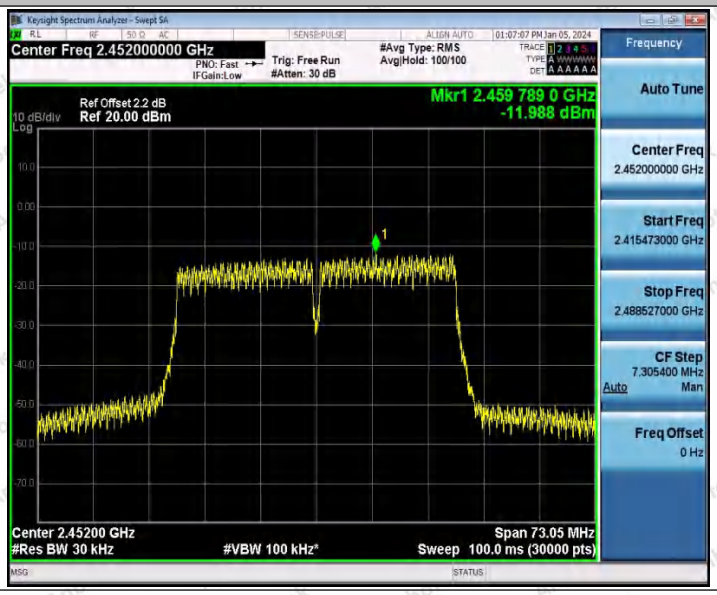

Appendix E: Band edge measurements

Test Result

TestMode	Antenna	ChName	Frequency[MHz]	RefLevel[dBm]	Result[dBm]	Limit[dBm]	Verdict
11B	Ant1	Low	2412	5.99	-37.33	≤-24.01	PASS
		High	2462	6.25	-48.37	≤-23.75	PASS
11G	Ant1	Low	2412	2.84	-33.83	≤-27.16	PASS
		High	2462	1.24	-44.43	≤-28.76	PASS
11N20SISO	Ant1	Low	2412	2.43	-34.81	≤-27.57	PASS
		High	2462	2.00	-43.42	≤-28	PASS
11N40SISO	Ant1	Low	2422	-0.69	-33.3	≤-30.69	PASS
		High	2452	0.08	-33.78	≤-29.93	PASS

Test Graphs

11B_Ant1_Low_2412

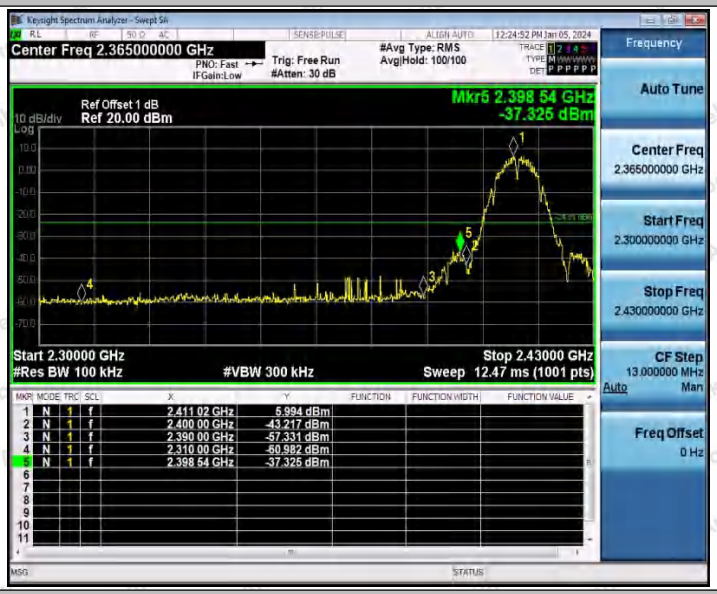

11B_Ant1_High_2462

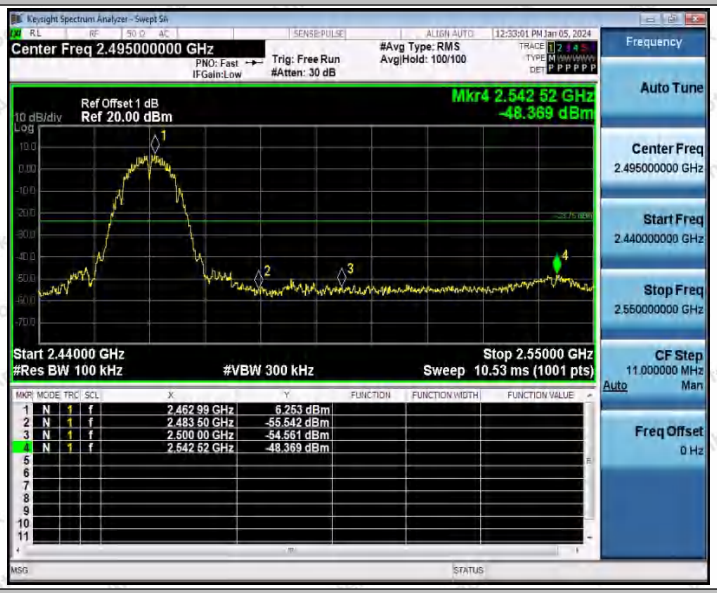

11G_Ant1_Low_2412

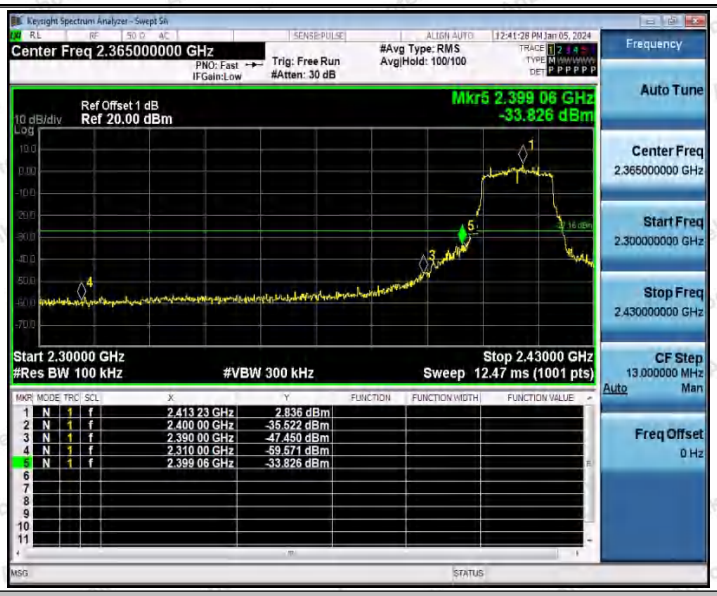

11G_Ant1_High_2462

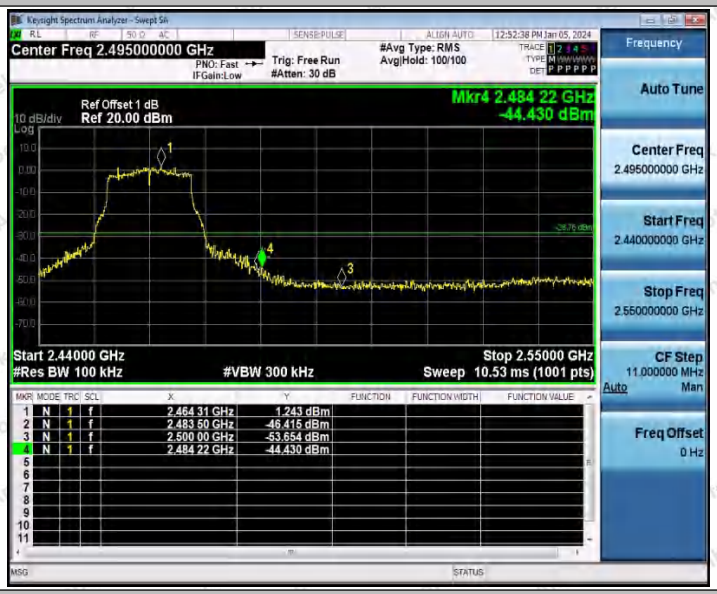

11N20SISO_Ant1_Low_2412

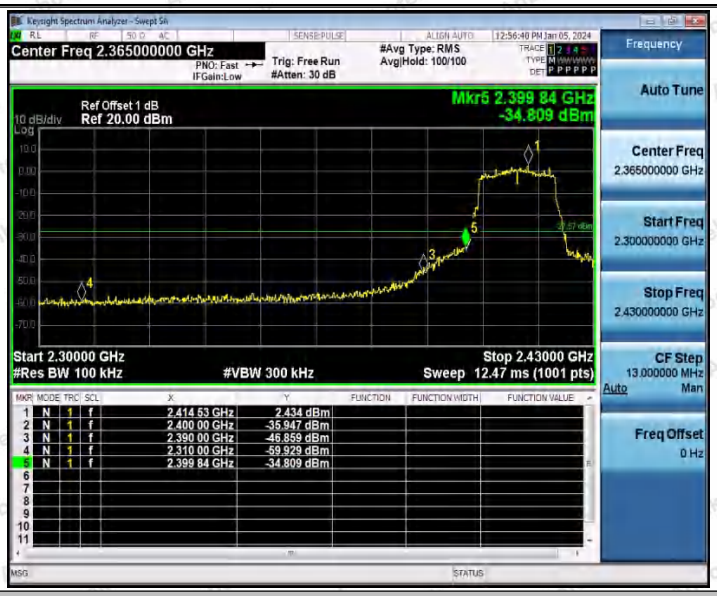

11N20SISO_Ant1_High_2462

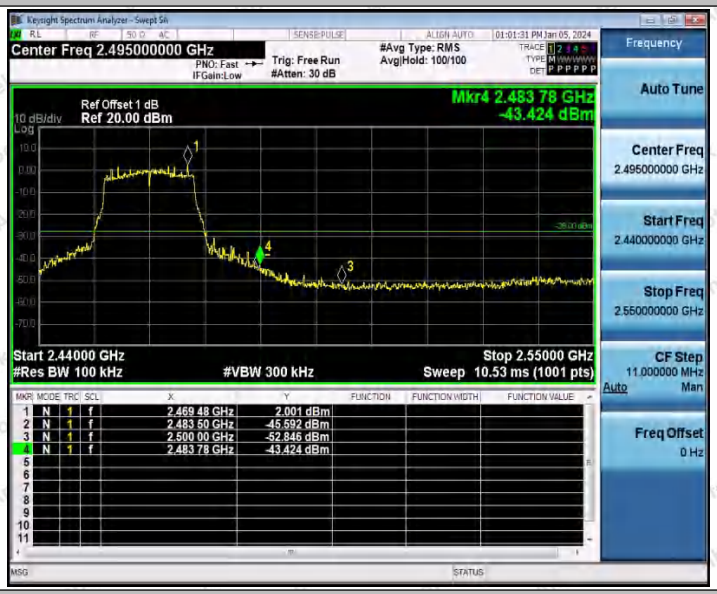

11N40SISO_Ant1_Low_2422

11N40SISO_Ant1_High_2452

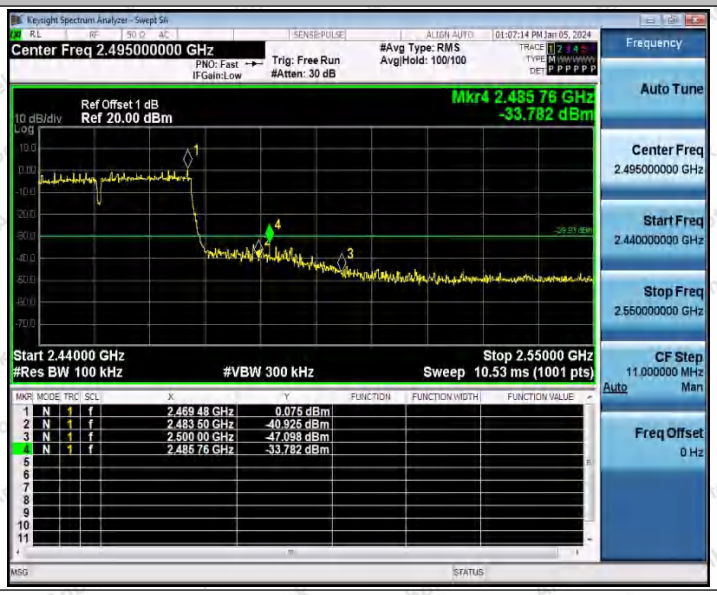

Appendix F: Conducted Spurious Emission

Test Result

TestMode	Antenna	Frequency[MHz]	FreqRange [Mhz]	RefLevel [dBm]	Result [dBm]	Limit [dBm]	Verdict
11B	Ant1	2412	Reference	6.14	6.14	---	PASS
			30~1000	6.14	-69.23	≤-23.86	PASS
			1000~26500	6.14	-49.89	≤-23.86	PASS
		2437	Reference	5.86	5.86	---	PASS
			30~1000	5.86	-69.02	≤-24.14	PASS
			1000~26500	5.86	-50.51	≤-24.14	PASS
		2462	Reference	5.77	5.77	---	PASS
			30~1000	5.77	-68.75	≤-24.23	PASS
			1000~26500	5.77	-49.61	≤-24.23	PASS
11G	Ant1	2412	Reference	1.98	1.98	---	PASS
			30~1000	1.98	-69.57	≤-28.02	PASS
			1000~26500	1.98	-49.35	≤-28.02	PASS
		2437	Reference	0.37	0.37	---	PASS
			30~1000	0.37	-68.65	≤-29.63	PASS
			1000~26500	0.37	-49.33	≤-29.63	PASS
		2462	Reference	0.21	0.21	---	PASS
			30~1000	0.21	-68.98	≤-29.79	PASS
			1000~26500	0.21	-49.98	≤-29.79	PASS
11N20SISO	Ant1	2412	Reference	0.98	0.98	---	PASS
			30~1000	0.98	-68.23	≤-29.02	PASS
			1000~26500	0.98	-48.44	≤-29.02	PASS
		2437	Reference	0.27	0.27	---	PASS
			30~1000	0.27	-69.3	≤-29.73	PASS
			1000~26500	0.27	-47.84	≤-29.73	PASS
		2462	Reference	0.10	0.10	---	PASS
			30~1000	0.10	-68.53	≤-29.9	PASS
			1000~26500	0.10	-48.7	≤-29.9	PASS
11N40SISO	Ant1	2422	Reference	-0.54	-0.54	---	PASS
			30~1000	-0.54	-68.79	≤-30.54	PASS
			1000~26500	-0.54	-53.05	≤-30.54	PASS
		2437	Reference	-0.63	-0.63	---	PASS
			30~1000	-0.63	-69.11	≤-30.63	PASS
			1000~26500	-0.63	-53.16	≤-30.63	PASS
		2452	Reference	-3.08	-3.08	---	PASS
			30~1000	-3.08	-68.46	≤-33.08	PASS

			1000~26500	-3.08	-52.68	≤-33.08	PASS

Test Graphs

11B_Ant1_2412_0~Reference

11B_Ant1_2412_30~1000

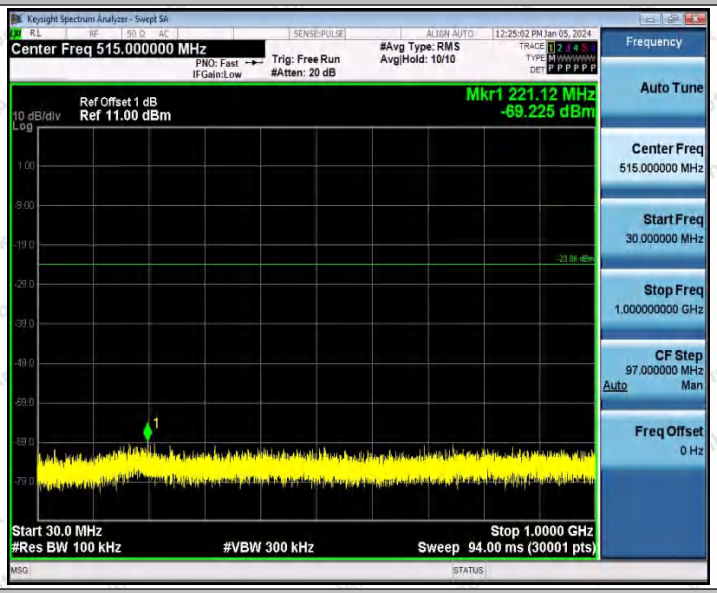

11B_Ant1_2412_1000~26500

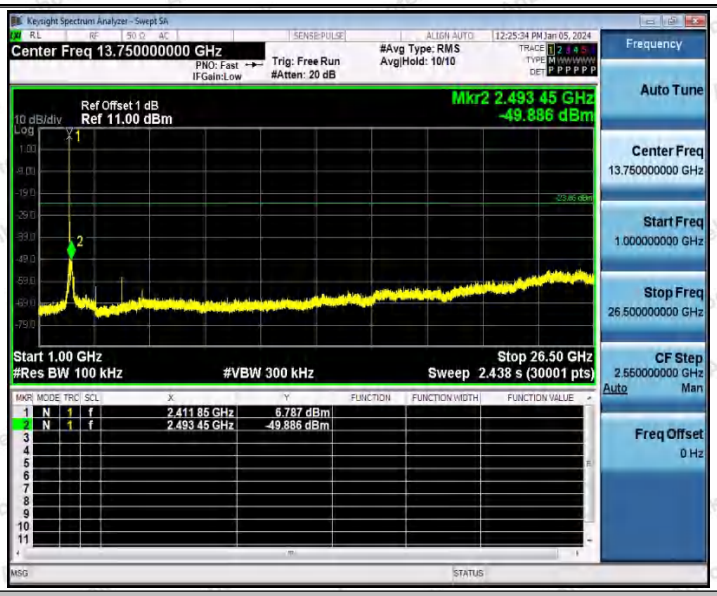

11B_Ant1_2437_0~Reference

11B_Ant1_2437_30~1000

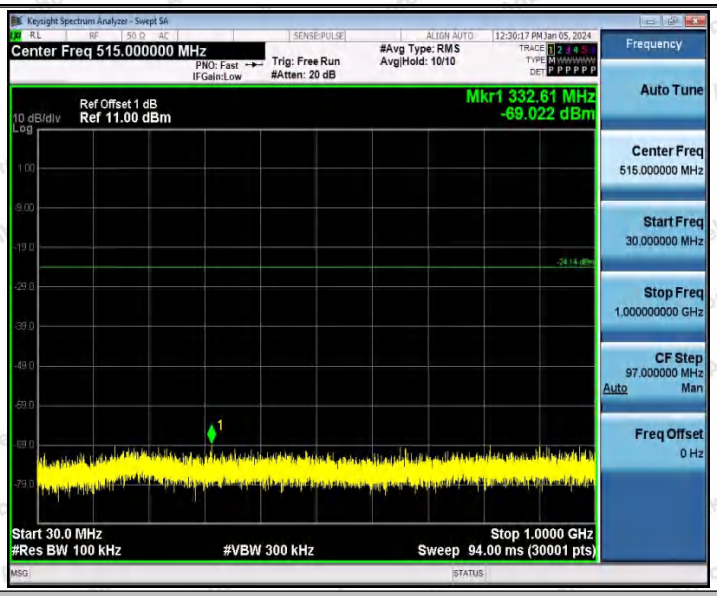

11B_Ant1_2437_1000~26500

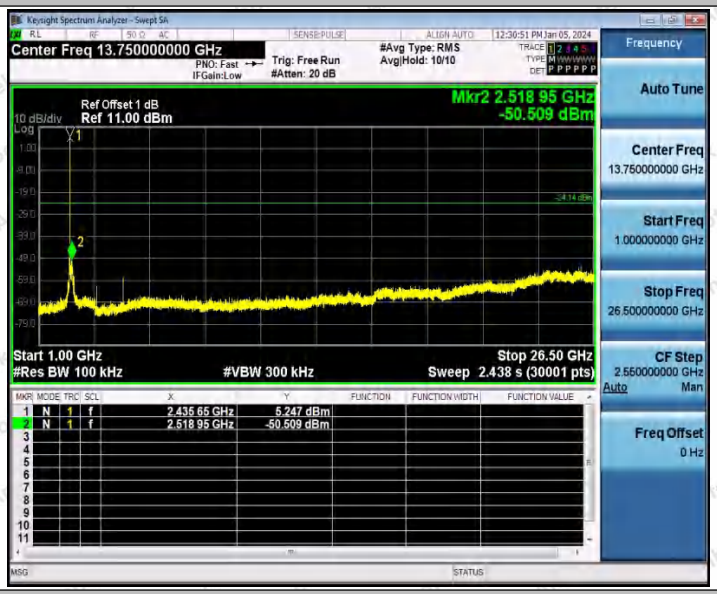

11B_Ant1_2462_0~Reference

11B_Ant1_2462_30~1000

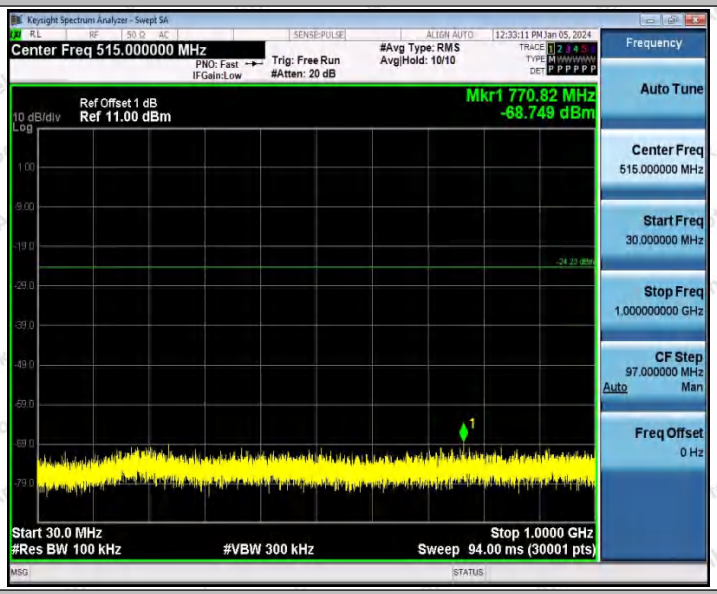

11B_Ant1_2462_1000~26500

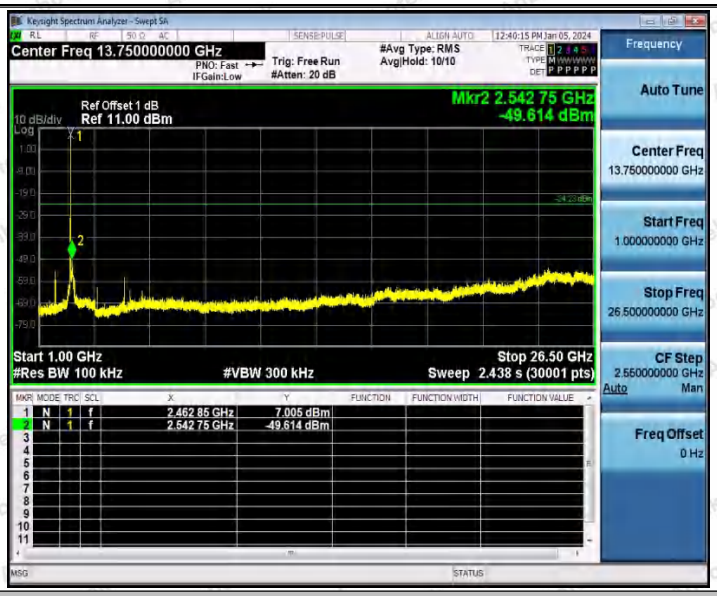

11G_Ant1_2412_0~Reference

11G_Ant1_2412_30~1000

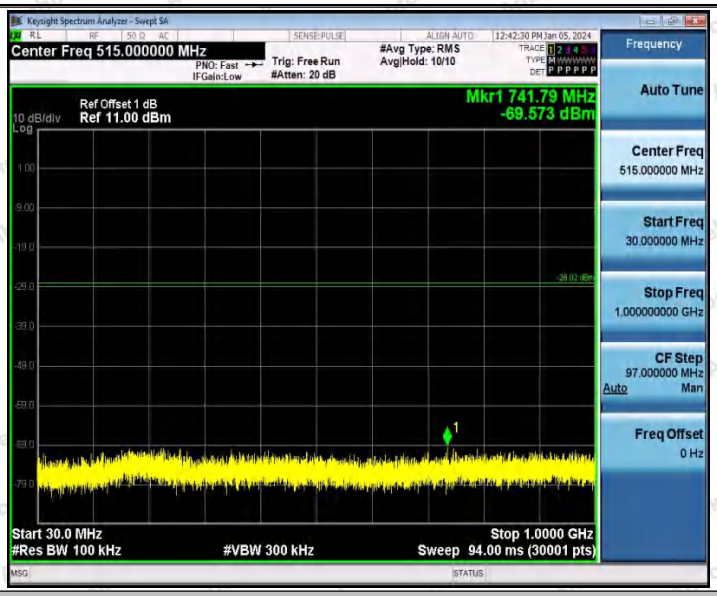

11G_Ant1_2412_1000~26500

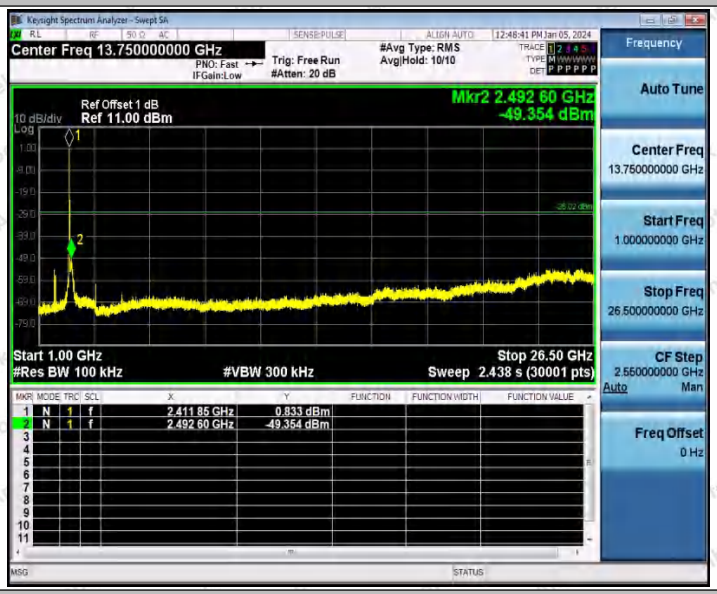

11G_Ant1_2437_0~Reference

11G_Ant1_2437_30~1000

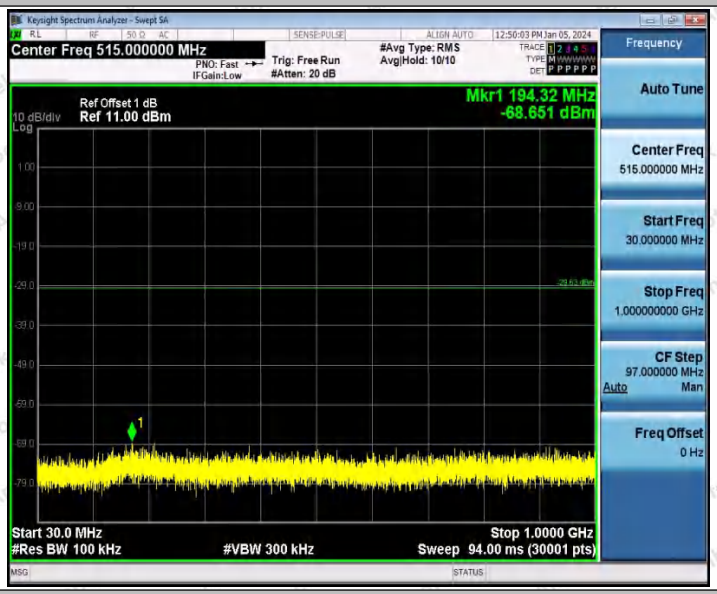

11G_Ant1_2437_1000~26500

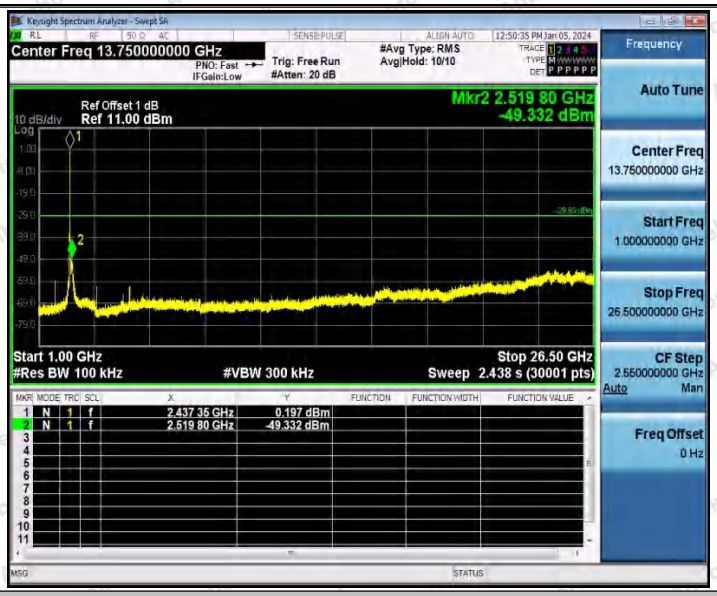

11G_Ant1_2462_0~Reference

11G_Ant1_2462_30~1000

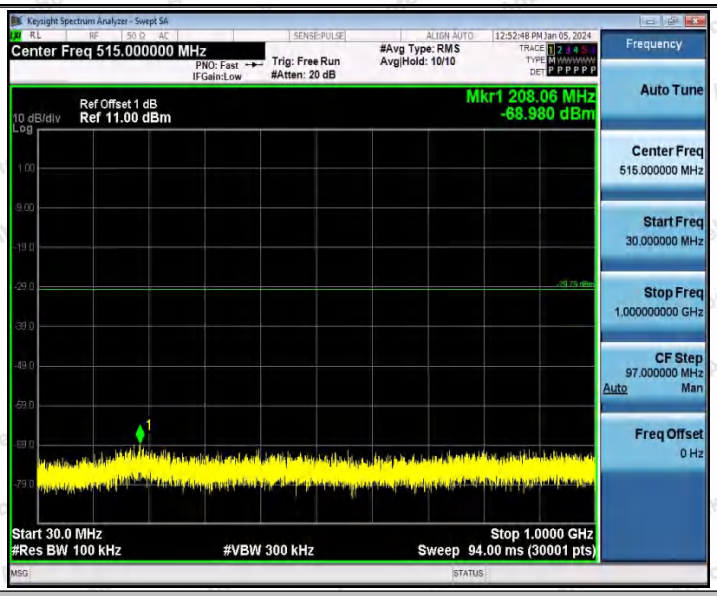

11G_Ant1_2462_1000~26500

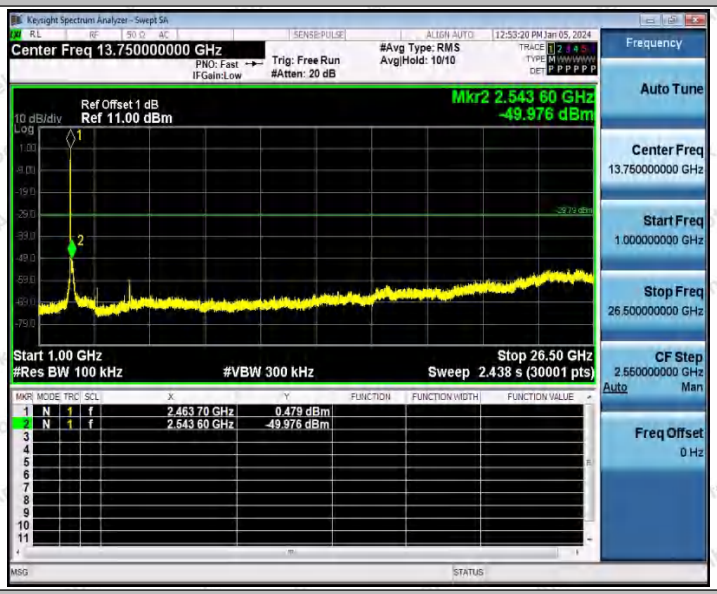

11N20SISO_Ant1_2412_0~Reference

11N20SISO_Ant1_2412_30~1000

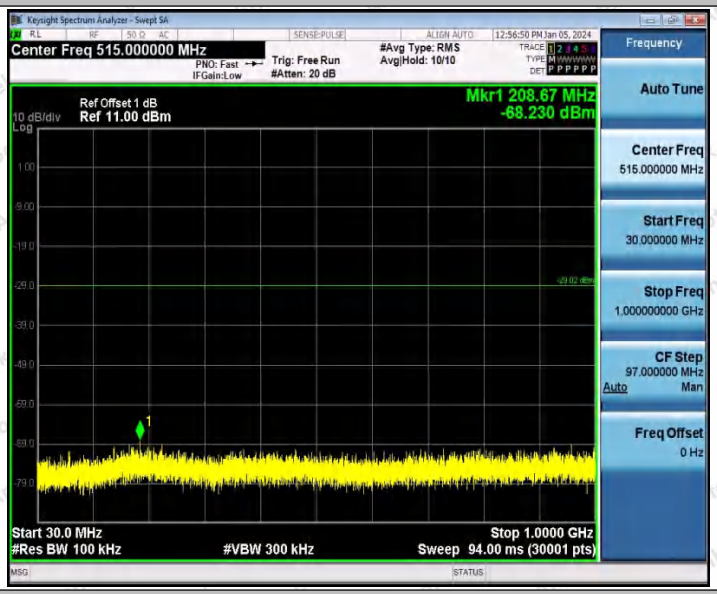

11N20SISO_Ant1_2412_1000~26500

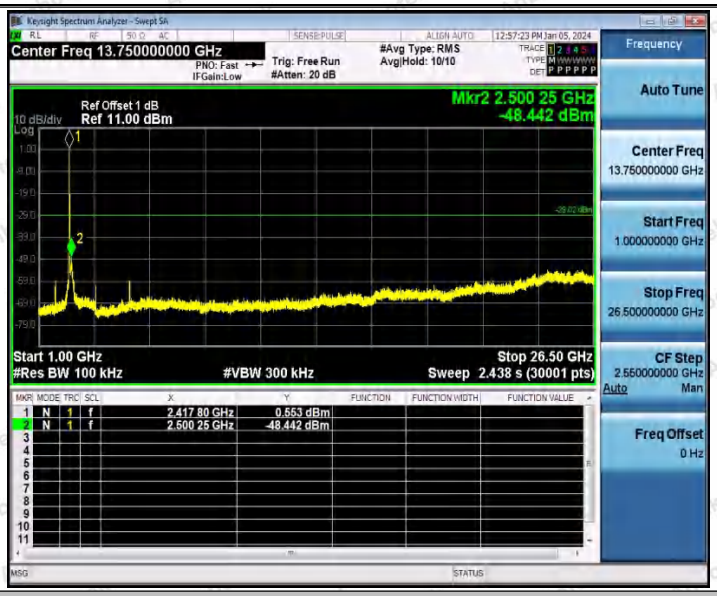

11N20SISO_Ant1_2437_0~Reference

11N20SISO_Ant1_2437_30~1000

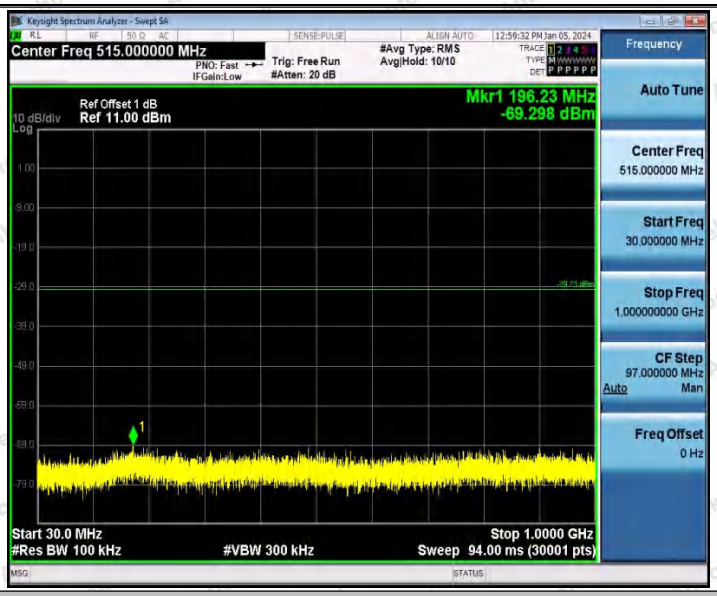

11N20SISO_Ant1_2437_1000~26500

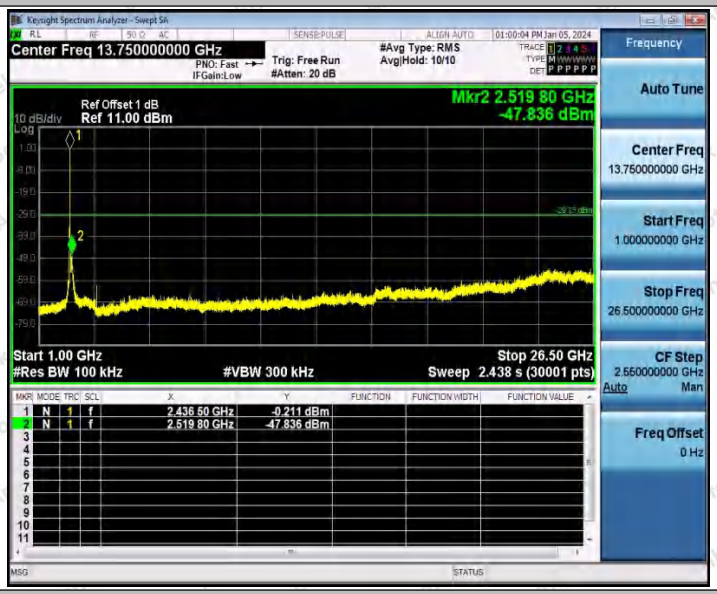

11N20SISO_Ant1_2462_0~Reference

11N20SISO_Ant1_2462_30~1000

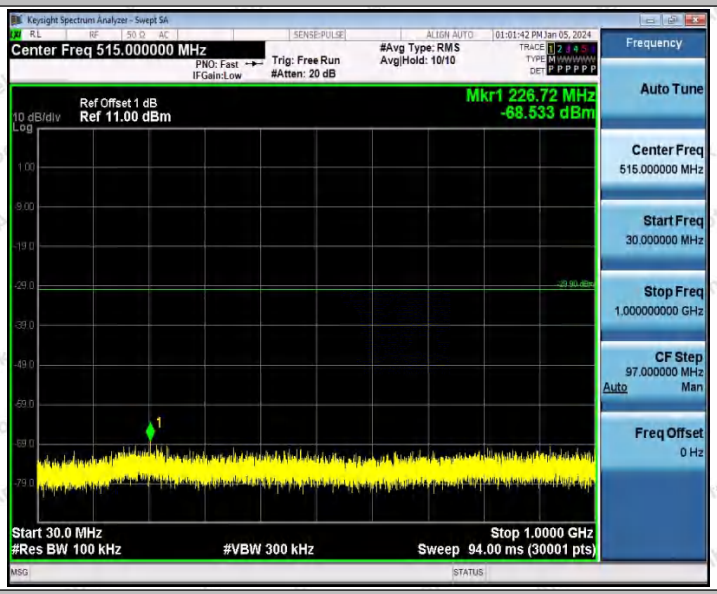

11N20SISO_Ant1_2462_1000~26500

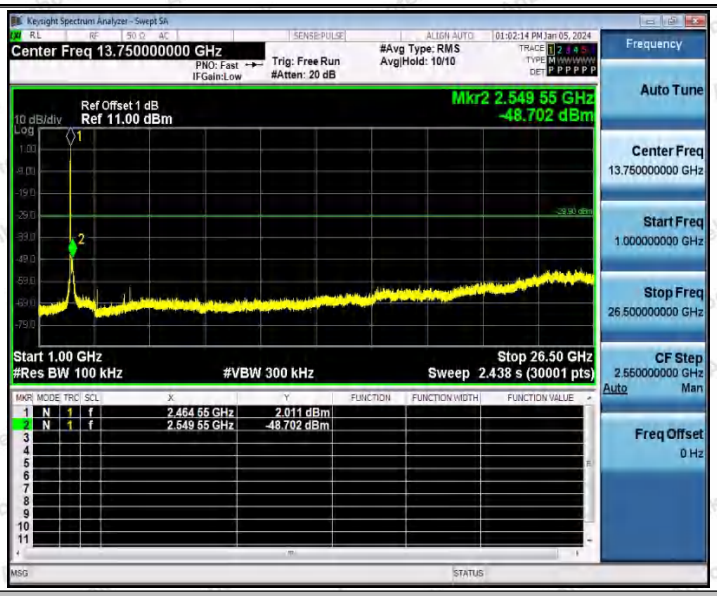

11N40SISO_Ant1_2422_0~Reference

11N40SISO_Ant1_2422_30~1000

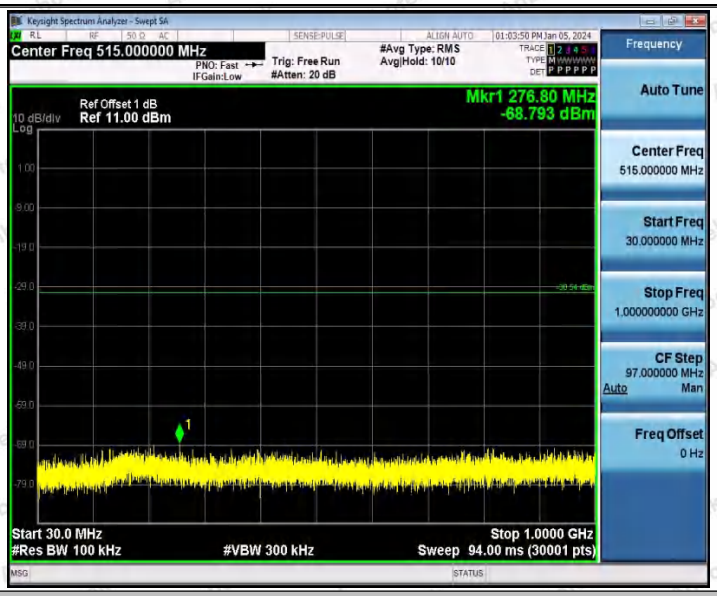

11N40SISO_Ant1_2422_1000~26500

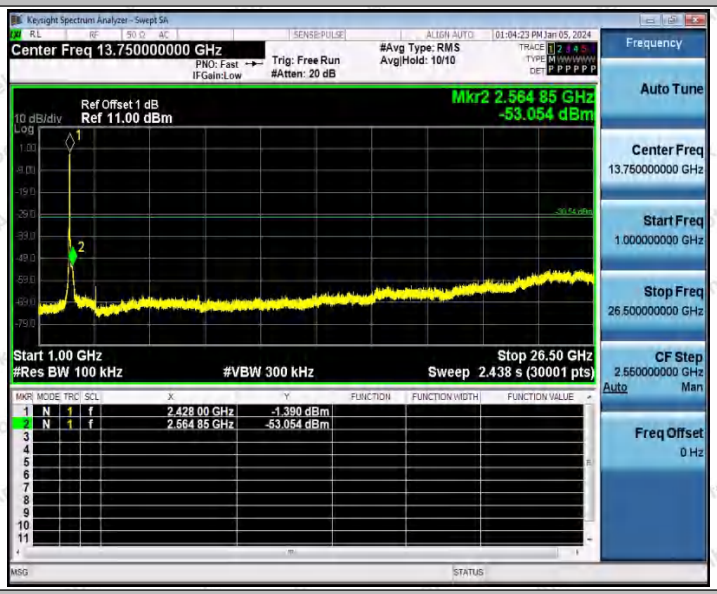

11N40SISO_Ant1_2437_0~Reference

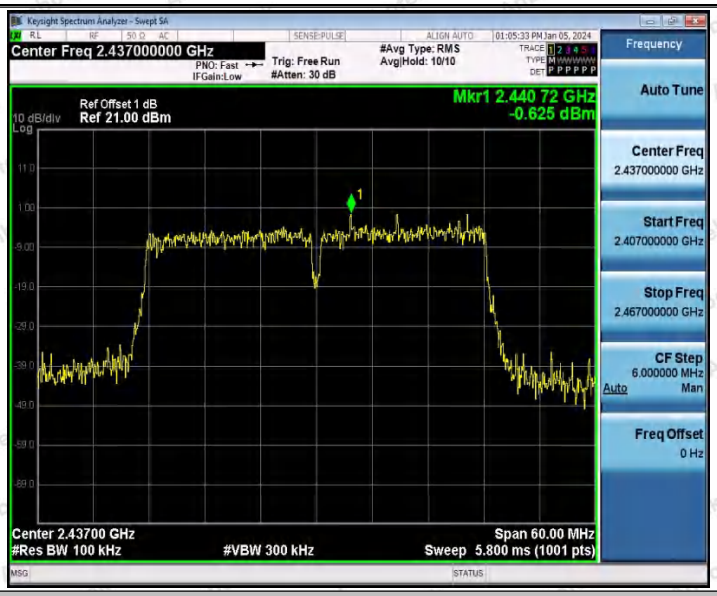

11N40SISO_Ant1_2437_30~1000

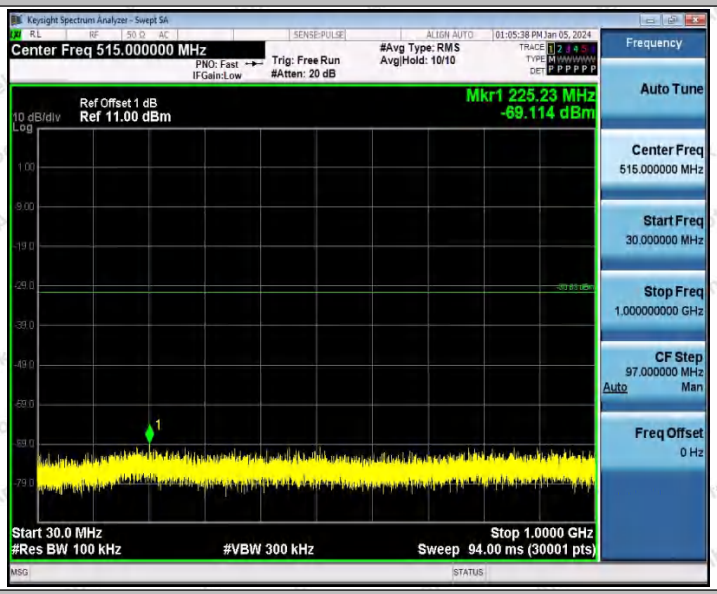

11N40SISO_Ant1_2437_1000~26500

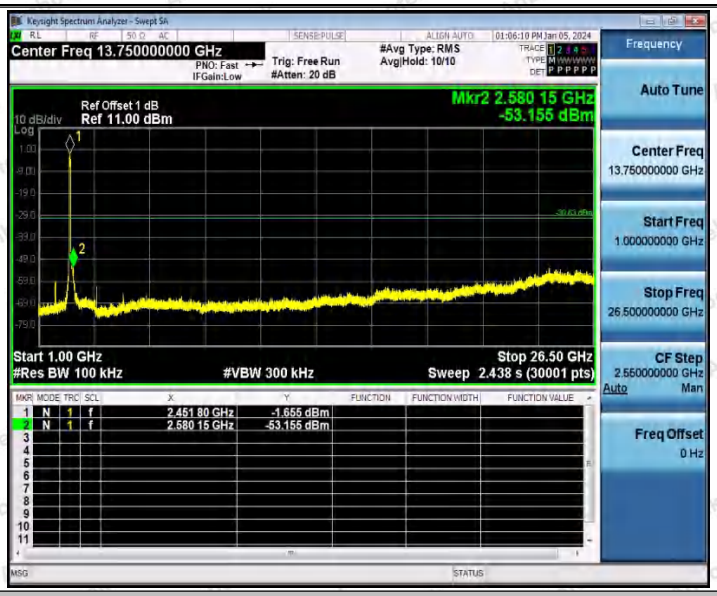

11N40SISO_Ant1_2452_0~Reference

11N40SISO_Ant1_2452_30~1000

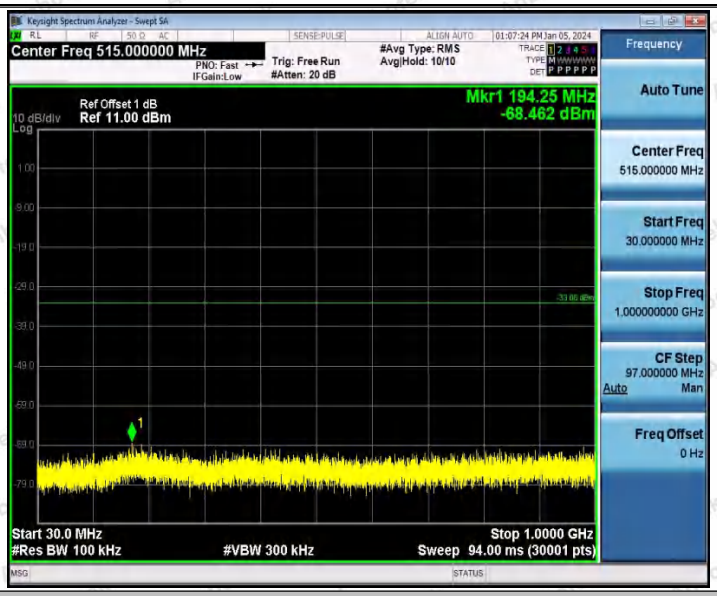

11N40SISO_Ant1_2452_1000~26500

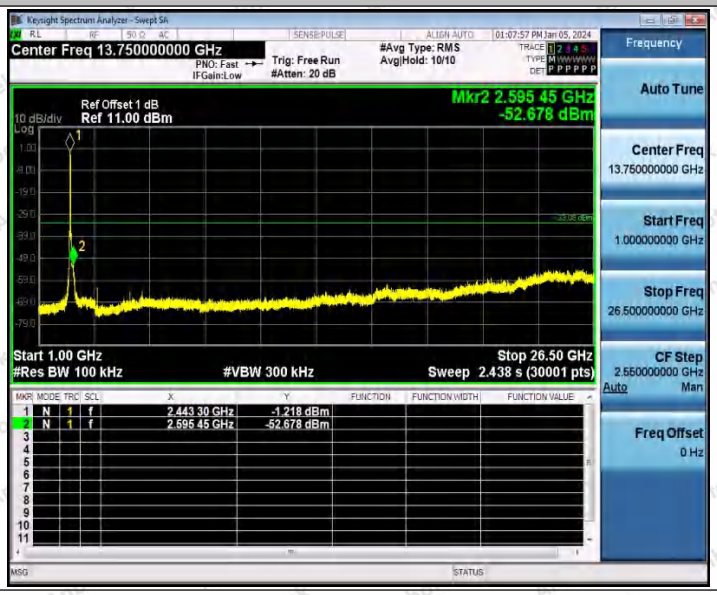

Appendix G: Duty Cycle

Test Result

TestMode	Antenna	Frequency[MHz]	Transmission Duration [ms]	Transmission Period [ms]	Duty Cycle [%]	Factor
11B	Ant1	2412	12.41	12.71	97.64	0.10
		2437	12.41	12.70	97.72	0.10
		2462	12.41	12.71	97.64	0.10
11G	Ant1	2412	2.06	2.36	87.29	0.59
		2437	2.06	2.36	87.29	0.59
		2462	2.07	2.37	87.34	0.59
11N20SISO	Ant1	2412	1.92	2.22	86.49	0.63
		2437	1.92	2.22	86.49	0.63
		2462	1.92	2.22	86.49	0.63
11N40SISO	Ant1	2422	0.94	1.24	75.81	1.20
		2437	0.94	1.25	75.20	1.24
		2452	0.94	1.24	75.81	1.20

Test Graphs

11B_Ant1_2412

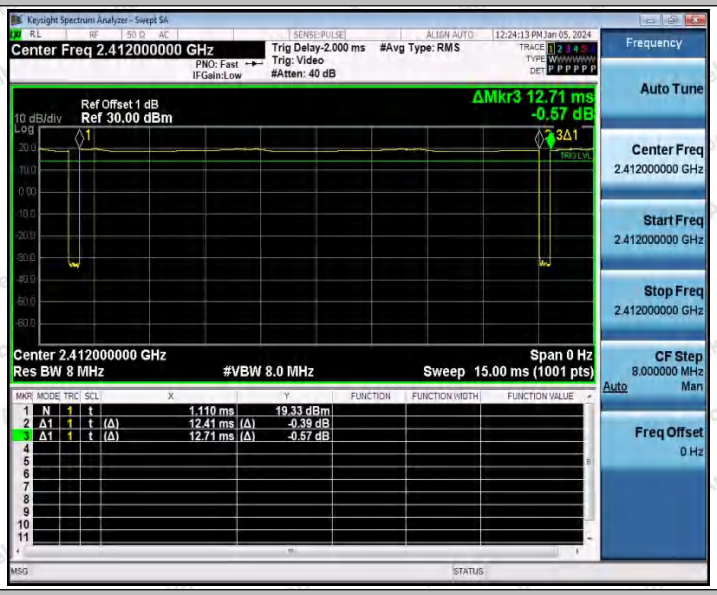

11B_Ant1_2437

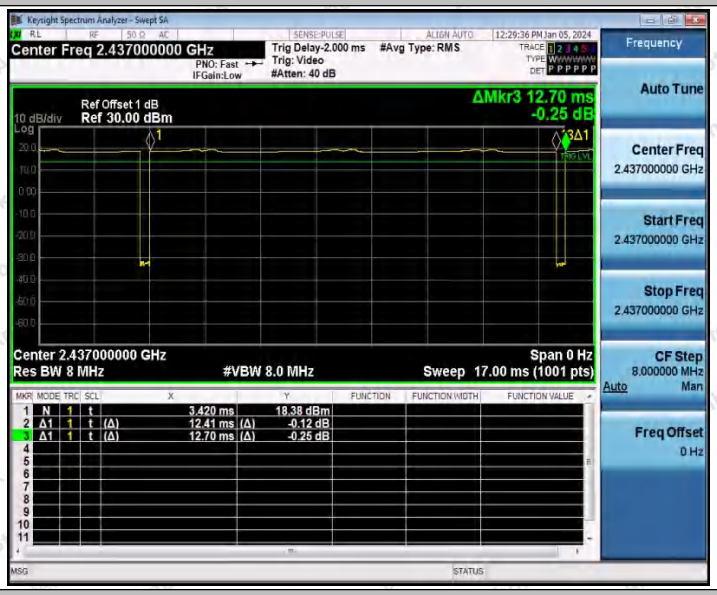

11B_Ant1_2462

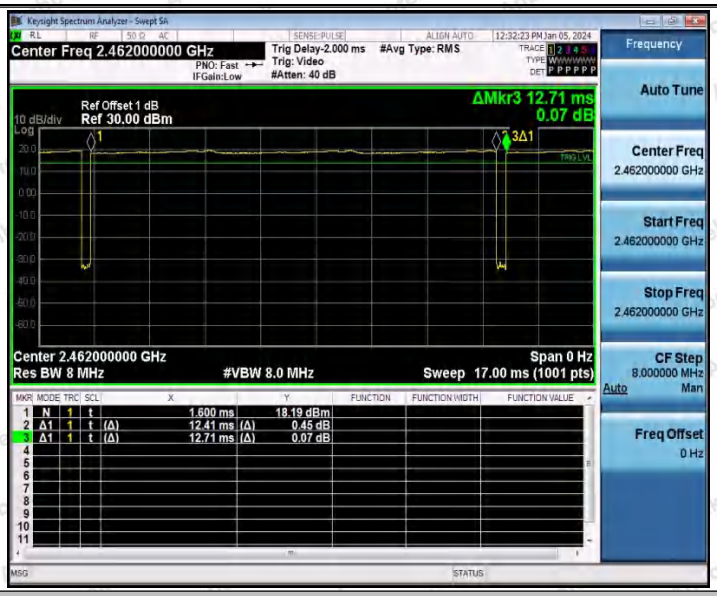

11G_Ant1_2412

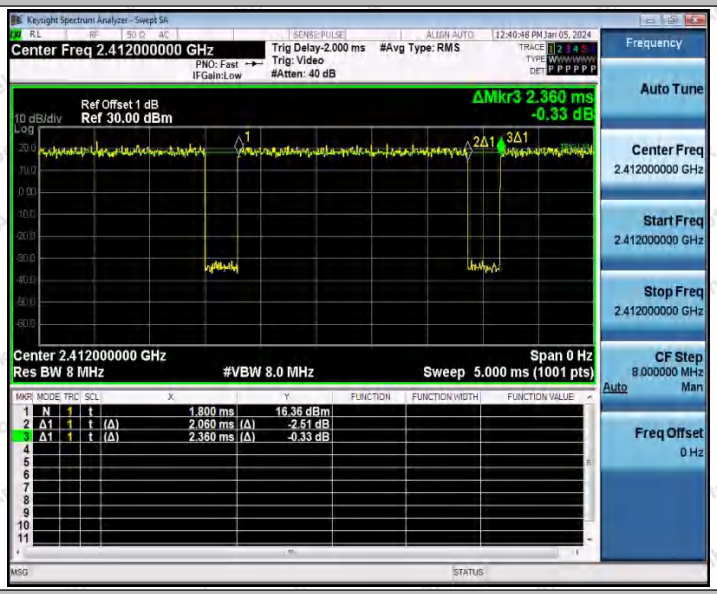

11G_Ant1_2437

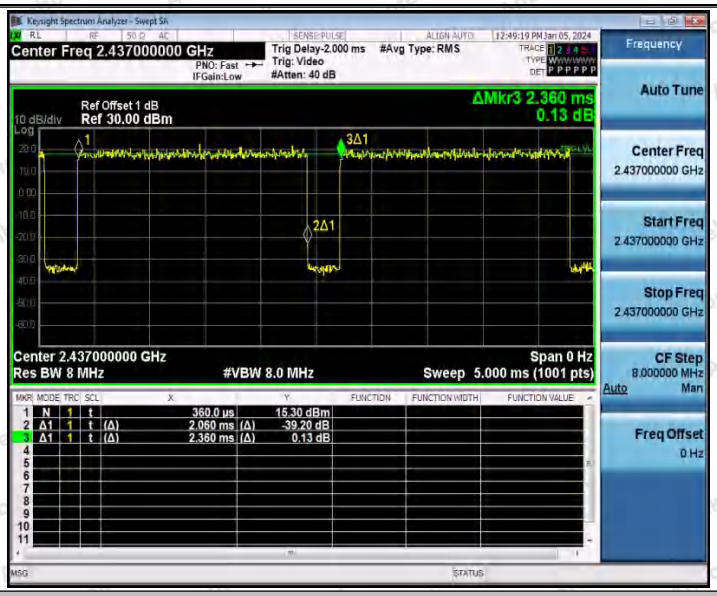

11G_Ant1_2462

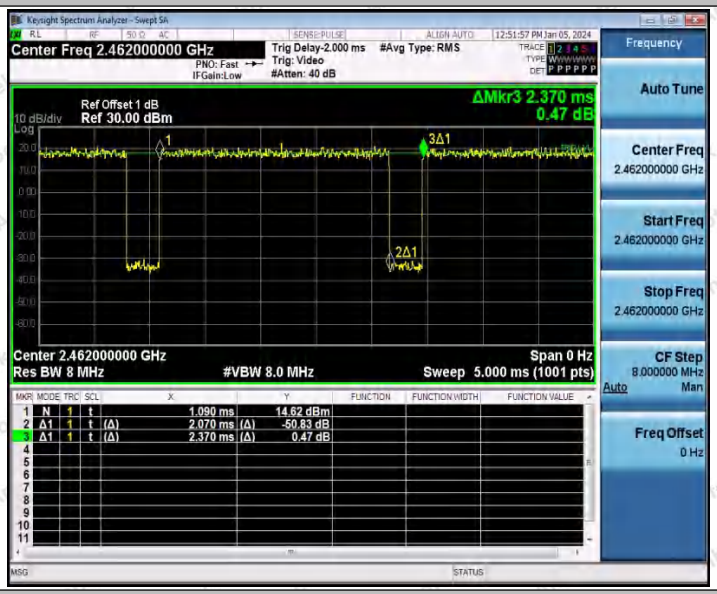

11N20SISO_Ant1_2412

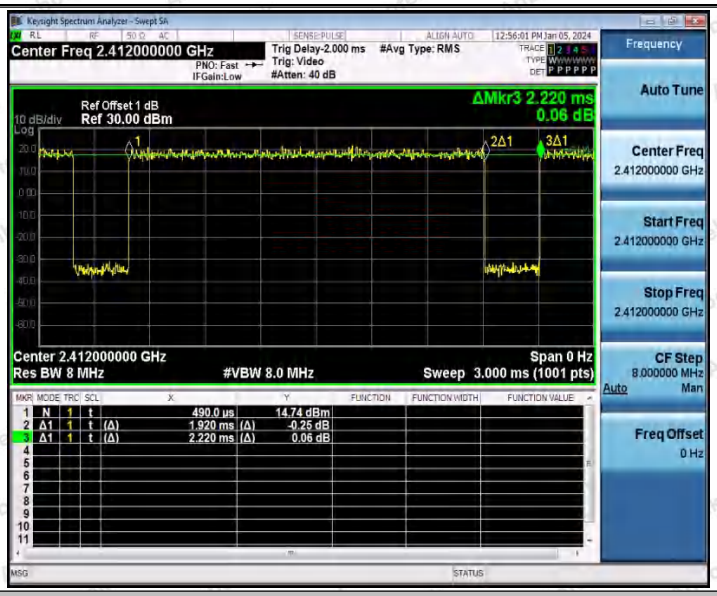

11N20SISO_Ant1_2437

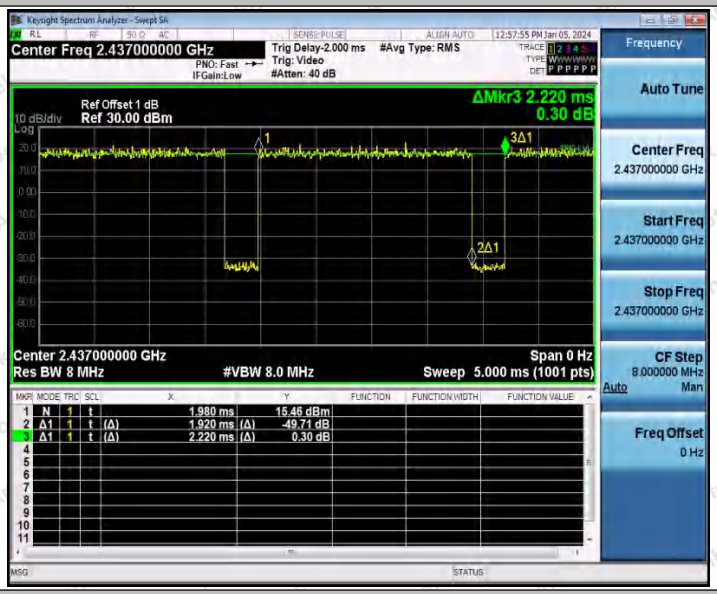

11N20SISO_Ant1_2462

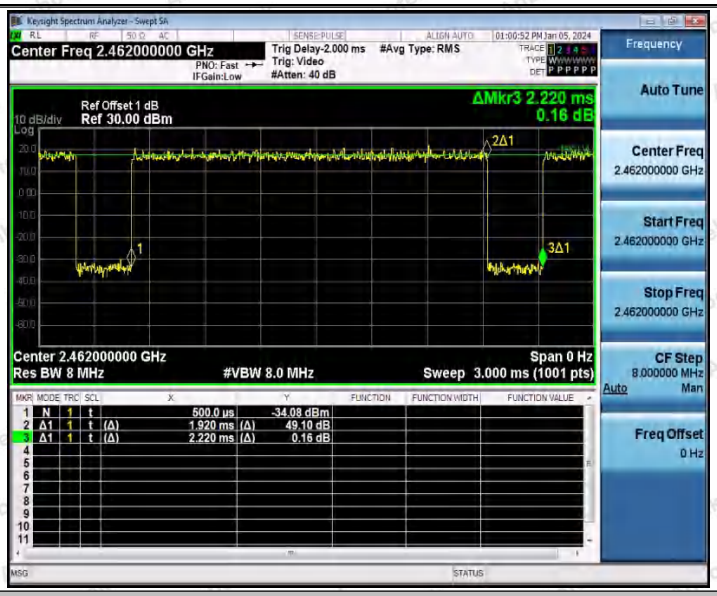

11N40SISO_Ant1_2422

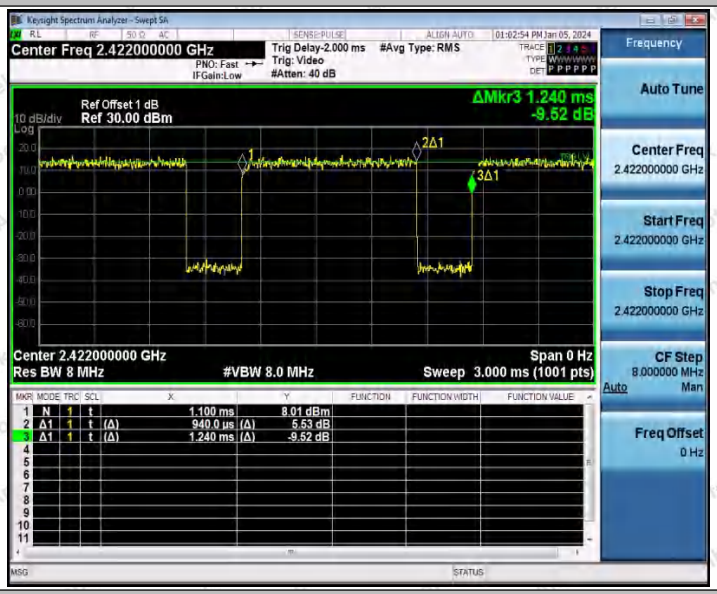

11N40SISO_Ant1_2437

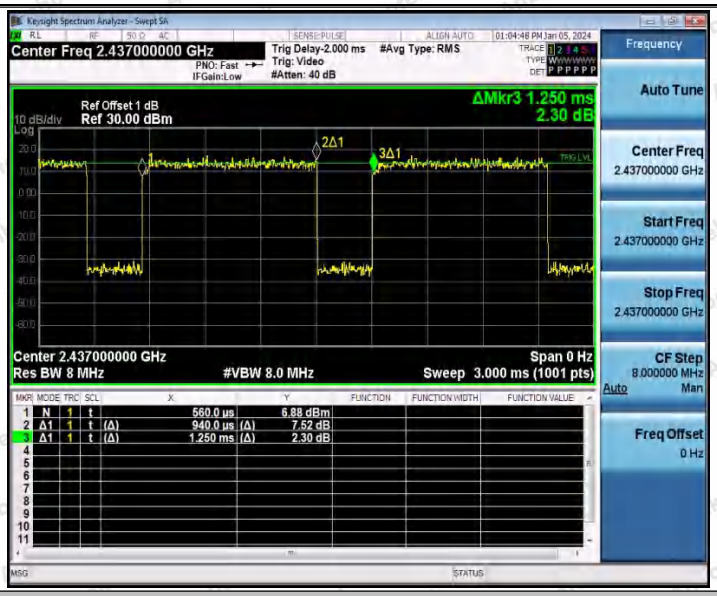

11N40SISO_Ant1_2452

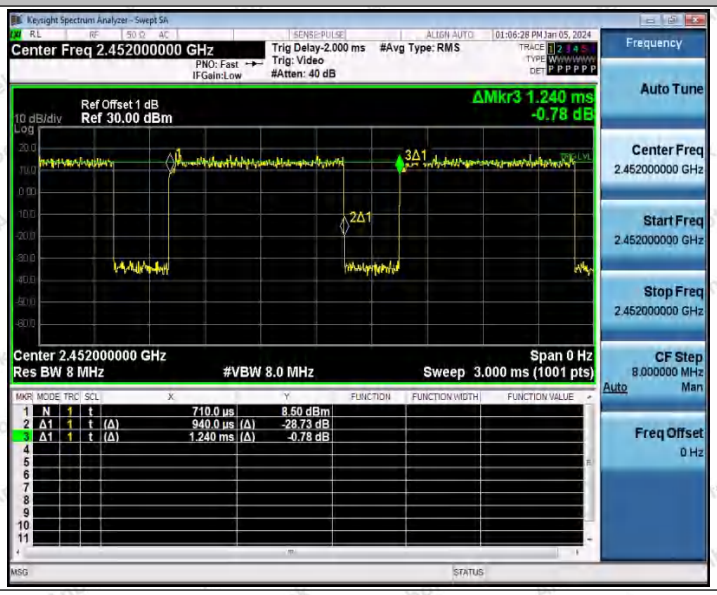

---End---