Appendix Test Data

Report No.:	18220WC30277303	Test Sample No.:	1-2-2
Start Test Date:	2024.01.05	Finish Test Date:	2024.01.16
Test Engineer:	Hayman Chen	Auditor:	Rick Luo
Temperature:	23.1℃	Relative Humidity:	40%
Pressure:	101kPa		

Appendix A1: Emission Bandwidth

Test Result

TestMode	Antenna	Frequency[MHz]	26db EBW [MHz]	FL[MHz]	FH[MHz]	Limit[MHz]	Verdict
11A	Ant1	5180	21.200	5169.320	5190.520	---	---
		5200	21.240	5189.280	5210.520	---	---
		5240	20.960	5229.480	5250.440	---	---
		5260	21.120	5249.360	5270.480	---	---
		5300	21.200	5289.360	5310.560	---	---
		5320	20.800	5309.480	5330.280	---	---
		5745	21.040	5734.280	5755.320	---	---
		5785	21.040	5774.360	5795.400	---	---
		5825	21.200	5814.400	5835.600	---	---
11N20SISO	Ant1	5180	21.280	5169.280	5190.560	---	---
		5200	21.280	5189.360	5210.640	---	---
		5240	21.320	5229.360	5250.680	---	---
		5260	21.240	5249.320	5270.560	---	---
		5300	21.040	5289.560	5310.600	---	---
		5320	21.600	5309.120	5330.720	---	---
		5745	21.400	5734.200	5755.600	---	---
		5785	21.200	5774.360	5795.560	---	---
		5825	21.160	5814.320	5835.480	---	---
11N40SISO	Ant1	5190	40.000	5169.840	5209.840	---	---
		5230	39.760	5210.160	5249.920	---	---
		5270	40.080	5250.080	5290.160	---	---
		5310	39.680	5290.160	5329.840	---	---
		5755	39.920	5734.920	5774.840	---	---
		5795	39.680	5775.000	5814.680	---	---

Test Graphs

11A_Ant1_5180

11A_Ant1_5200

11A_Ant1_5240

11A_Ant1_5260

11A_Ant1_5300

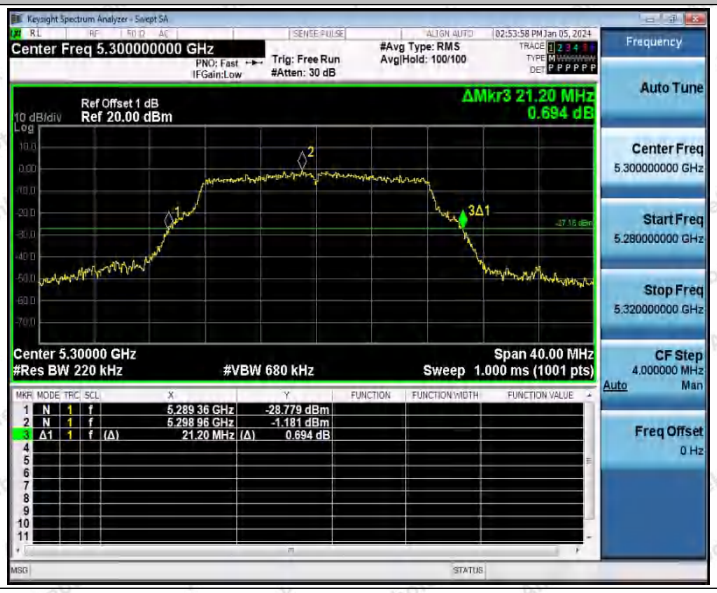

11A_Ant1_5320

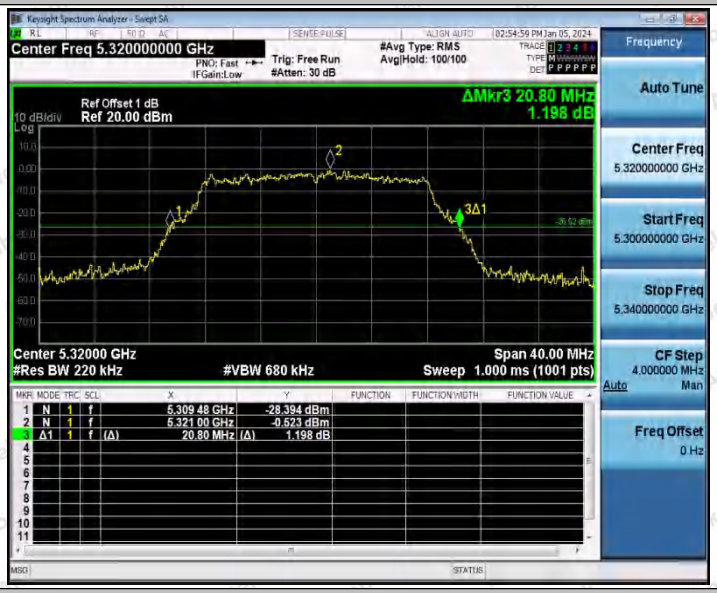

11A_Ant1_5745

11A_Ant1_5785

11A_Ant1_5825

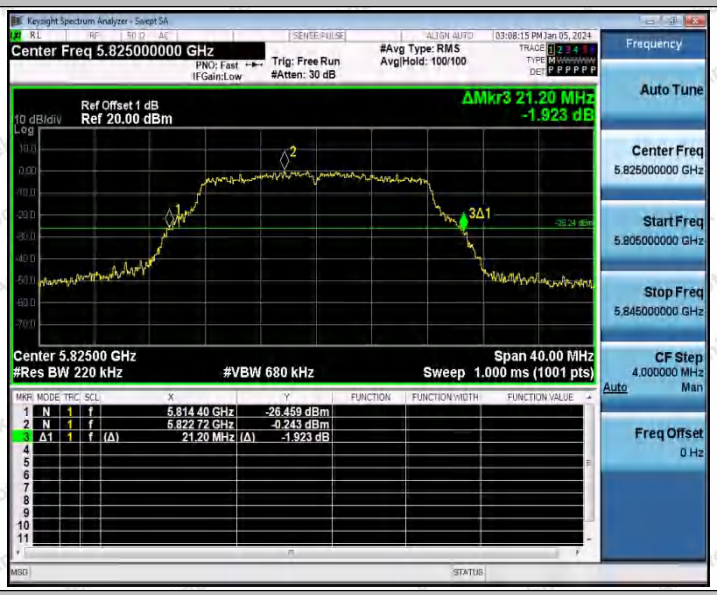

11N20SISO_Ant1_5180

11N20SISO_Ant1_5200

11N20SISO_Ant1_5240

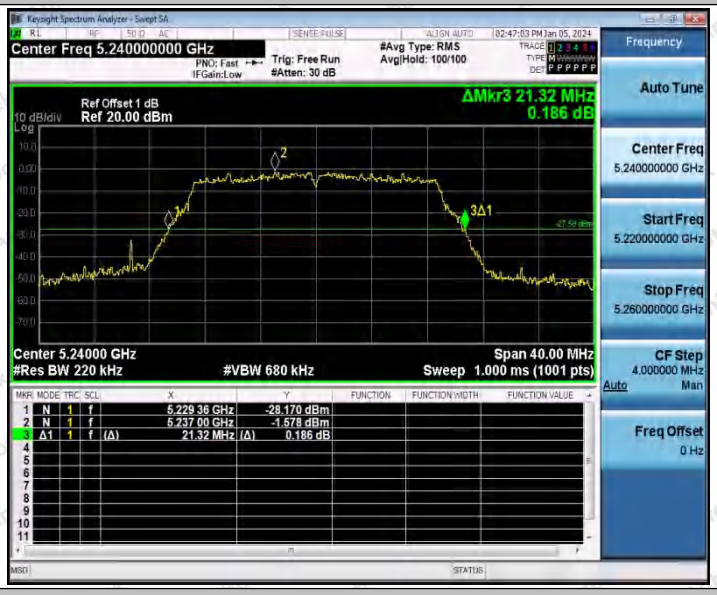

11N20SISO_Ant1_5260

11N20SISO_Ant1_5300

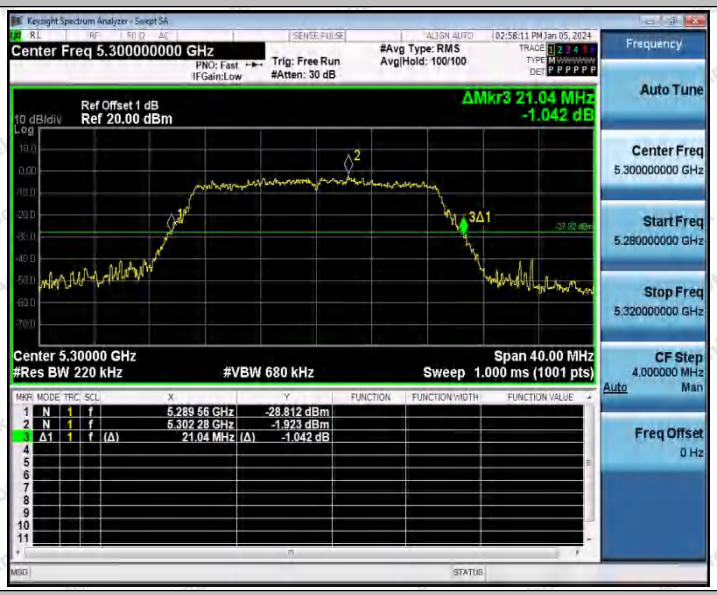

11N20SISO_Ant1_5320

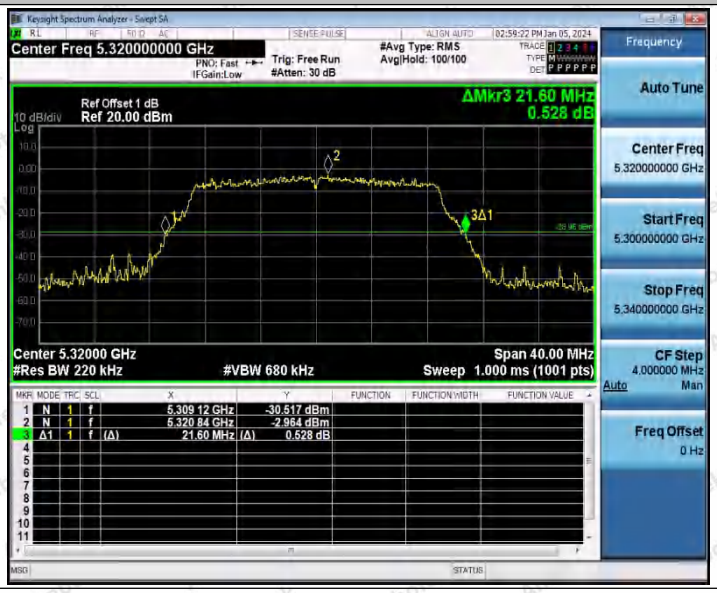

11N20SISO_Ant1_5745

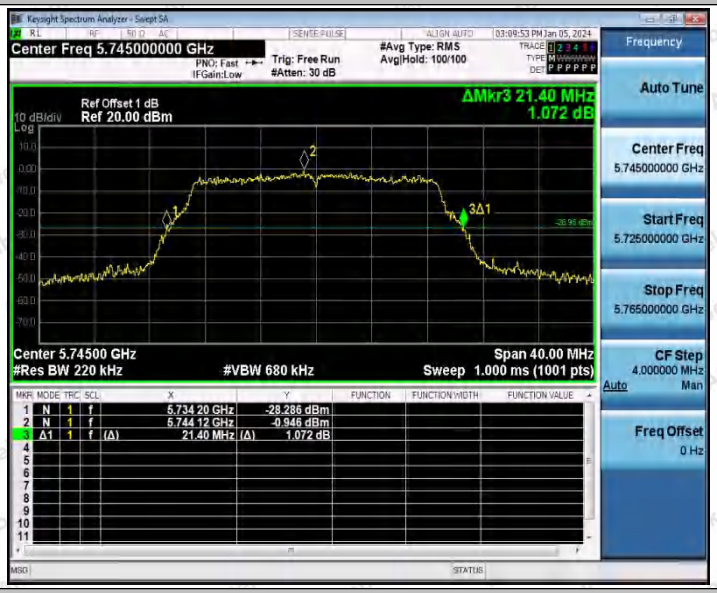

11N20SISO_Ant1_5785

11N20SISO_Ant1_5825

11N40SISO_Ant1_5190

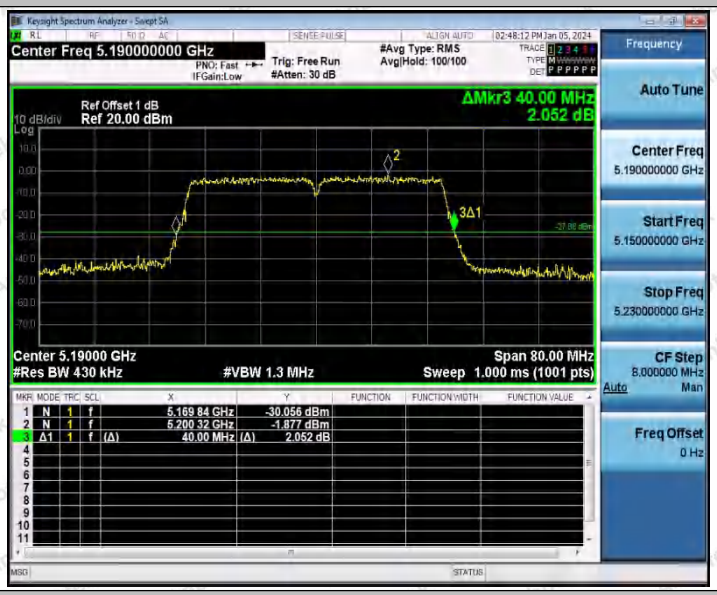

11N40SISO_Ant1_5230

11N40SISO_Ant1_5270

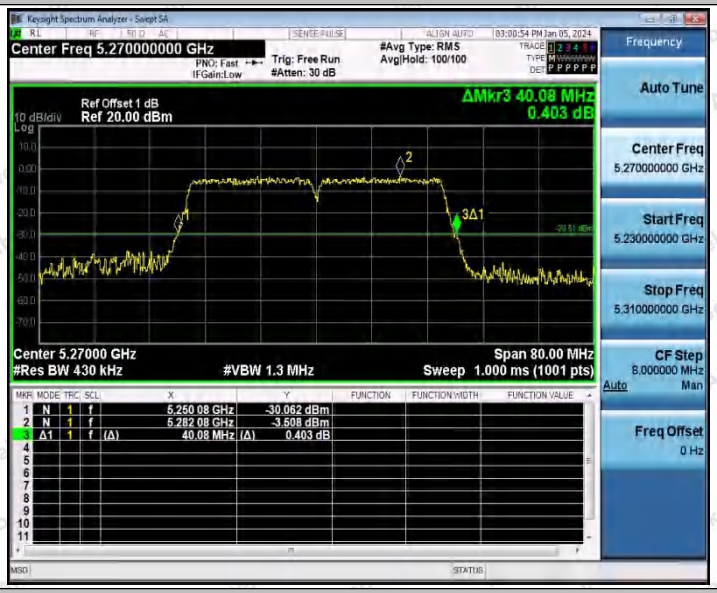

11N40SISO_Ant1_5310

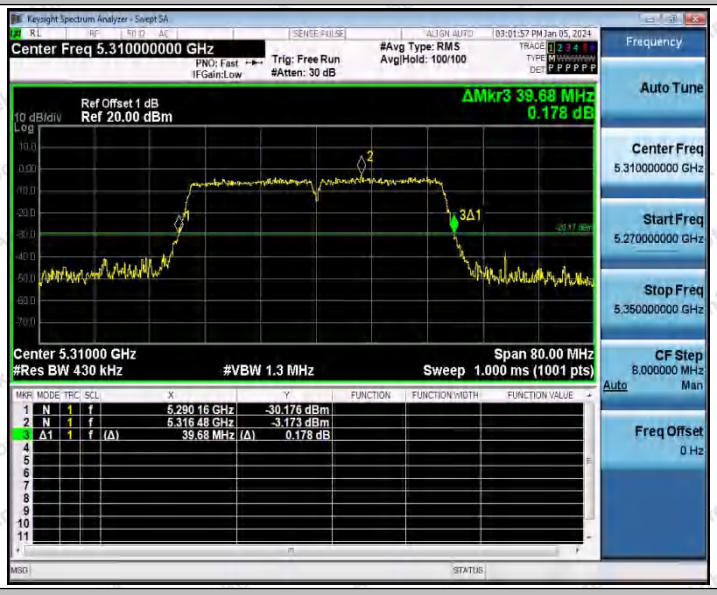

11N40SISO_Ant1_5755

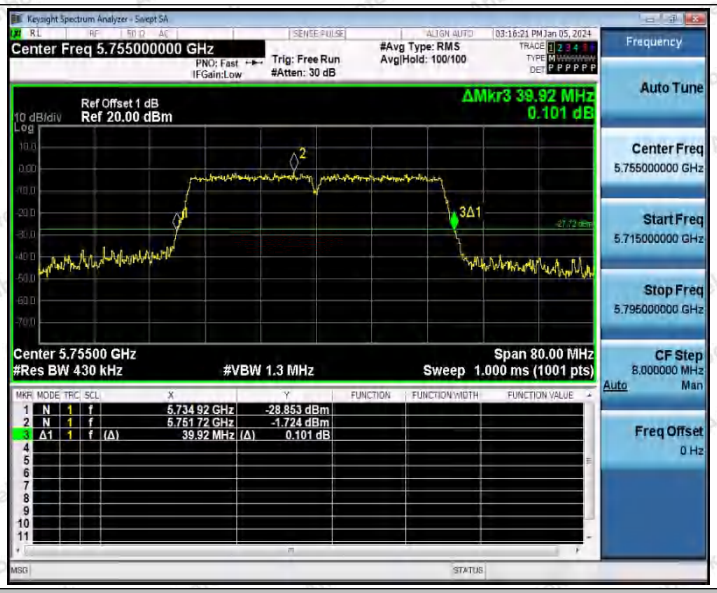

11N40SISO_Ant1_5795

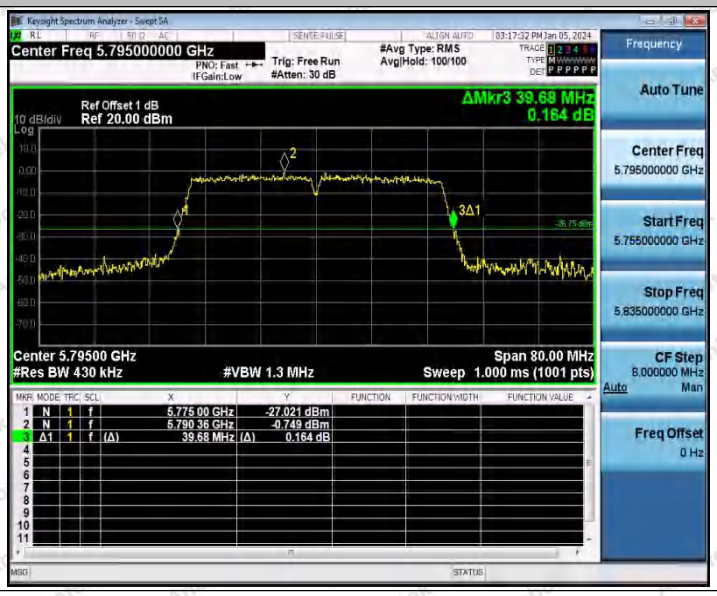

Appendix A2: Occupied channel bandwidth

Test Result

TestMode	Antenna	Frequency[MHz]	OCB [MHz]	FL[MHz]	FH[MHz]	Limit[MHz]	Verdict
11A	Ant1	5180	17.253	5171.3196	5188.5726	---	---
		5200	17.209	5191.3643	5208.5733	---	---
		5240	17.259	5231.3474	5248.6064	---	---
		5260	17.252	5251.3148	5268.5668	---	---
		5300	17.189	5291.3912	5308.5802	---	---
		5320	17.248	5311.3827	5328.6307	---	---
		5745	17.232	5736.3509	5753.5829	---	---
		5785	17.274	5776.3029	5793.5769	---	---
		5825	17.288	5816.3041	5833.5921	---	---
11N20SISO	Ant1	5180	18.232	5170.8531	5189.0851	---	---
		5200	18.306	5190.8146	5209.1206	---	---
		5240	18.316	5230.8172	5249.1332	---	---
		5260	18.327	5250.7892	5269.1162	---	---
		5300	18.296	5290.8557	5309.1517	---	---
		5320	18.320	5310.8187	5329.1387	---	---
		5745	18.285	5735.8040	5754.0890	---	---
		5785	18.266	5775.7981	5794.0641	---	---
		5825	18.251	5815.8152	5834.0662	---	---
11N40SISO	Ant1	5190	36.699	5171.6420	5208.3410	---	---
		5230	36.721	5211.6446	5248.3656	---	---
		5270	36.675	5251.6610	5288.3360	---	---
		5310	36.689	5291.7342	5328.4232	---	---
		5755	36.758	5736.5754	5773.3334	---	---
		5795	36.622	5776.6437	5813.2657	---	---

Test Graphs

11A_Ant1_5180

11A_Ant1_5200

11A_Ant1_5240

11A_Ant1_5260

11A_Ant1_5300

11A_Ant1_5320

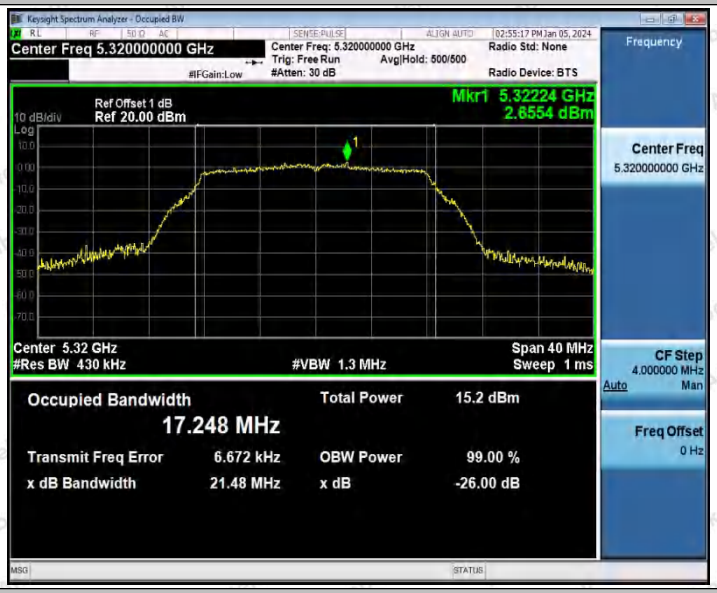

11A_Ant1_5745

11A_Ant1_5785

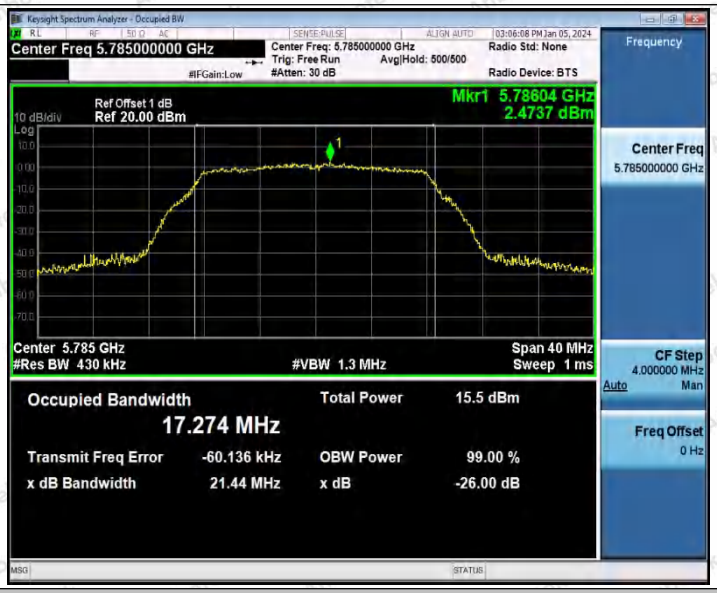

11A_Ant1_5825

11N20SISO_Ant1_5180

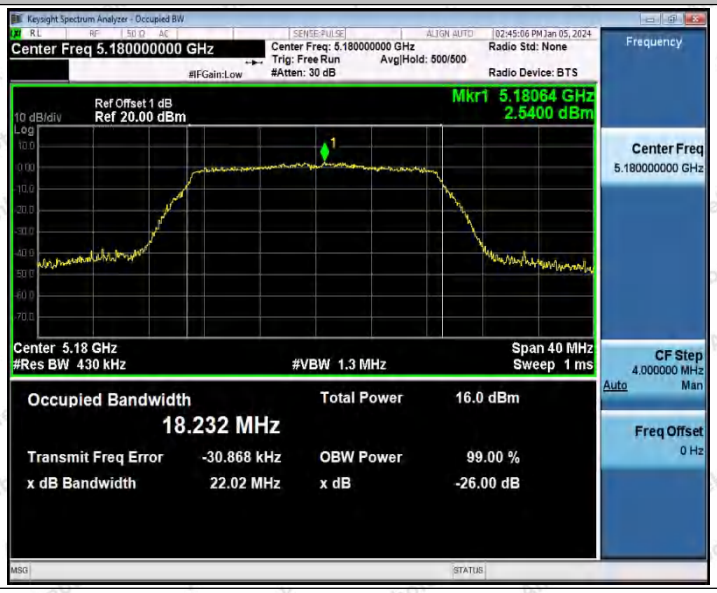

11N20SISO_Ant1_5200

11N20SISO_Ant1_5240

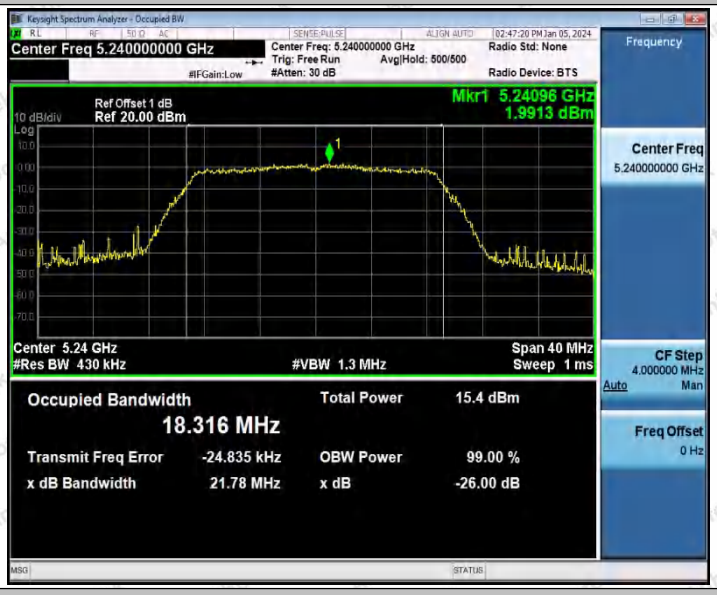

11N20SISO_Ant1_5260

11N20SISO_Ant1_5300

11N20SISO_Ant1_5320

11N20SISO_Ant1_5745

11N20SISO_Ant1_5785

11N20SISO_Ant1_5825

11N40SISO_Ant1_5190

11N40SISO_Ant1_5230

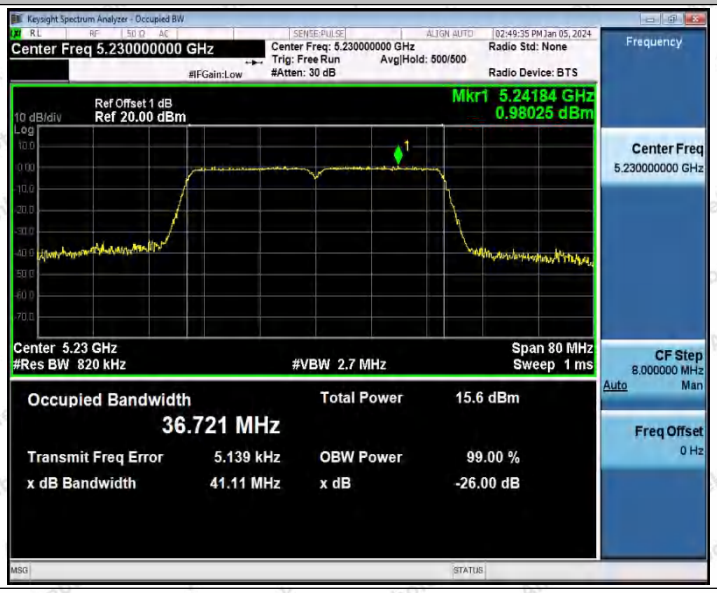

11N40SISO_Ant1_5270

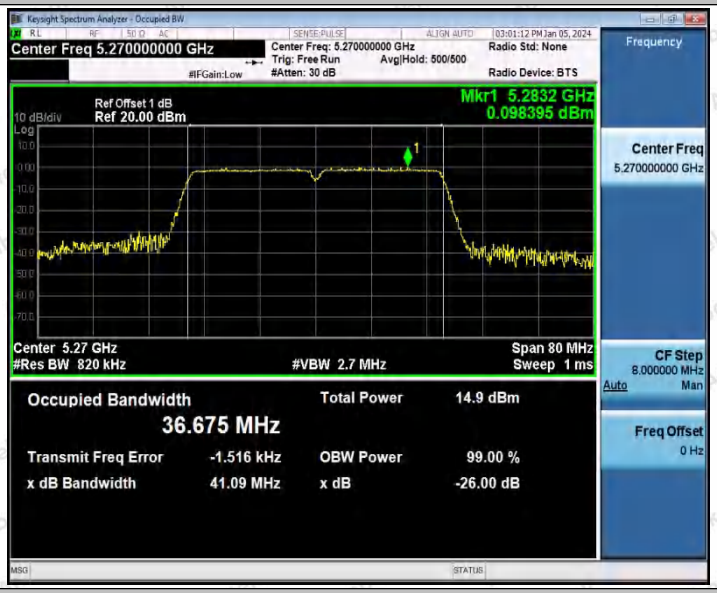

11N40SISO_Ant1_5310

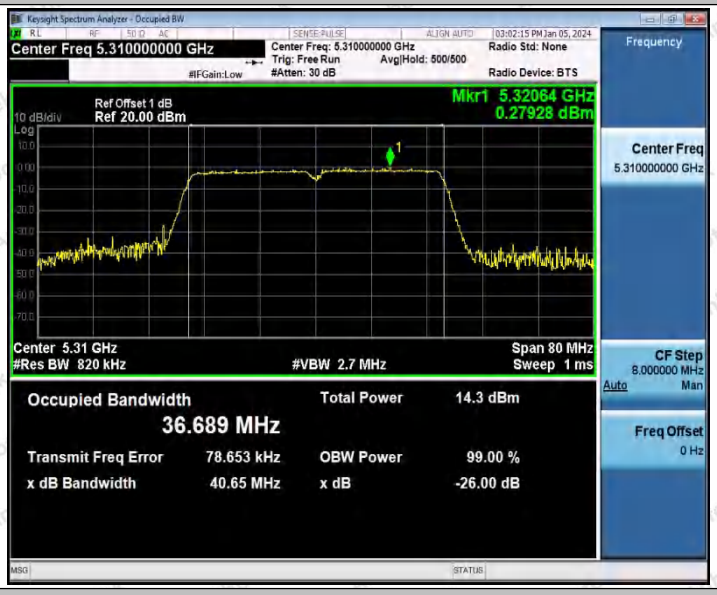

11N40SISO_Ant1_5755

11N40SISO_Ant1_5795

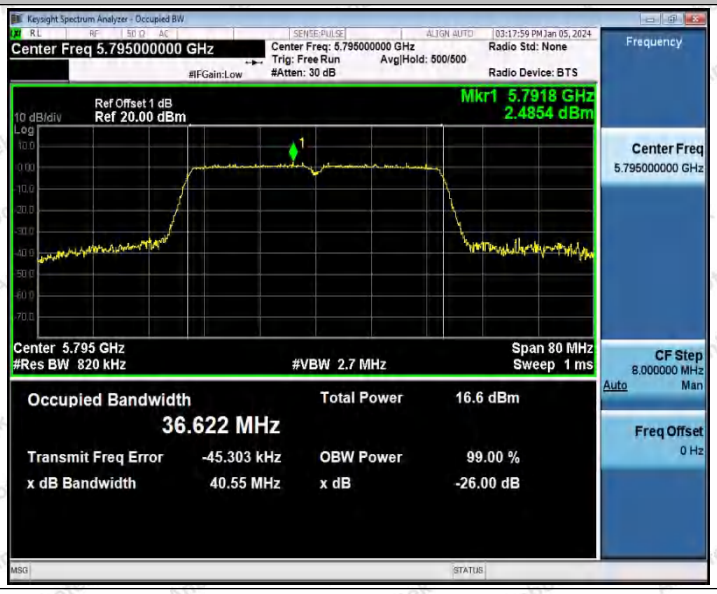

Appendix A3: Min emission bandwidth

Test Result B4

TestMode	Antenna	Frequency[MHz]	6db EBW [MHz]	FL[MHz]	FH[MHz]	Limit[MHz]	Verdict
11A	Ant1	5745	16.280	5736.800	5753.080	0.5	PASS
		5785	16.320	5776.760	5793.080	0.5	PASS
		5825	16.280	5816.760	5833.040	0.5	PASS
11N20SISO	Ant1	5745	17.560	5736.120	5753.680	0.5	PASS
		5785	17.520	5776.160	5793.680	0.5	PASS
		5825	17.320	5816.360	5833.680	0.5	PASS
11N40SISO	Ant1	5755	36.320	5736.760	5773.080	0.5	PASS
		5795	36.320	5776.760	5813.080	0.5	PASS

Test Graphs B4

11A_Ant1_5745

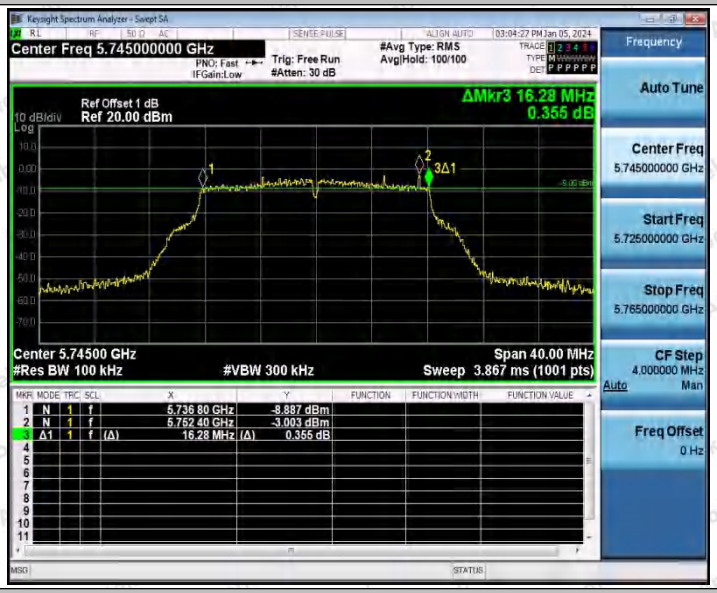

11A_Ant1_5785

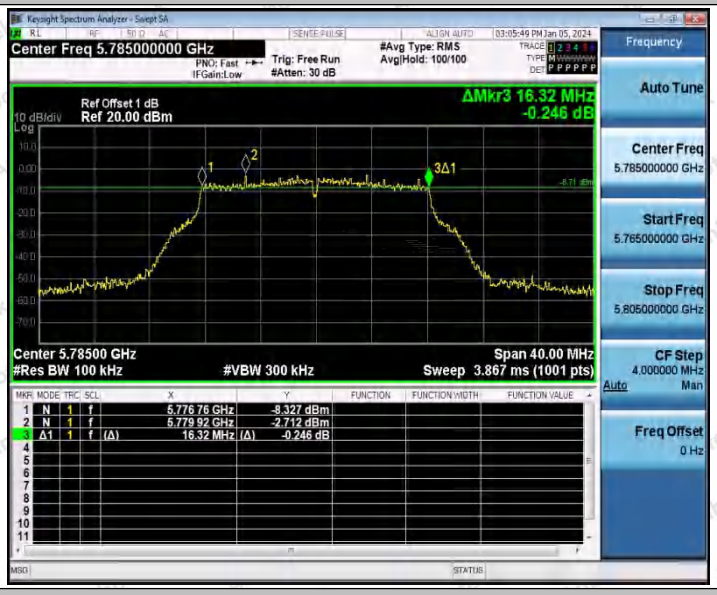

11A_Ant1_5825

11N20SISO_Ant1_5745

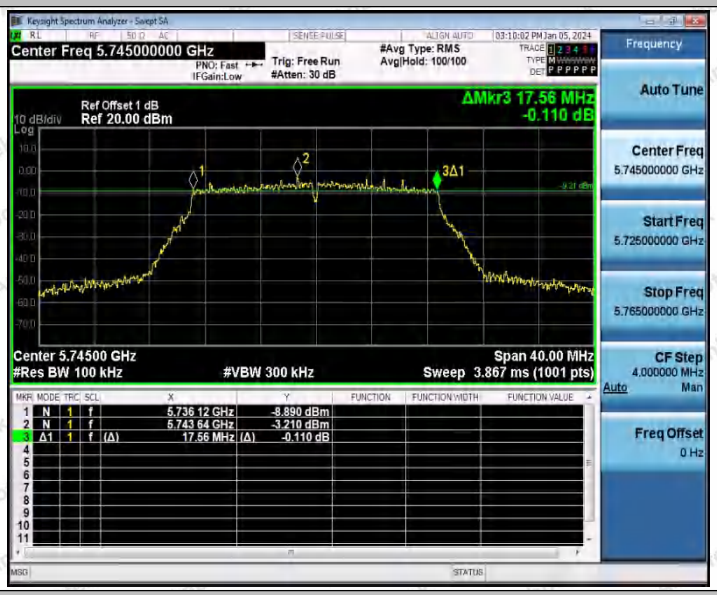

11N20SISO_Ant1_5785

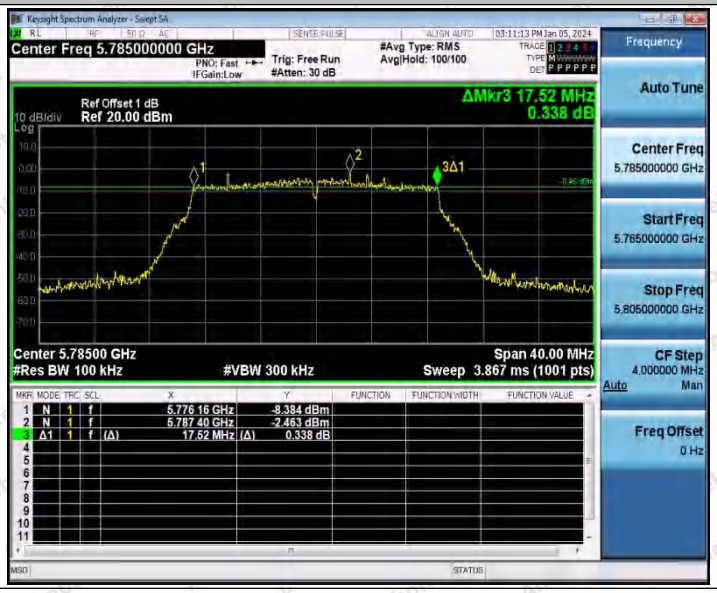

11N20SISO_Ant1_5825

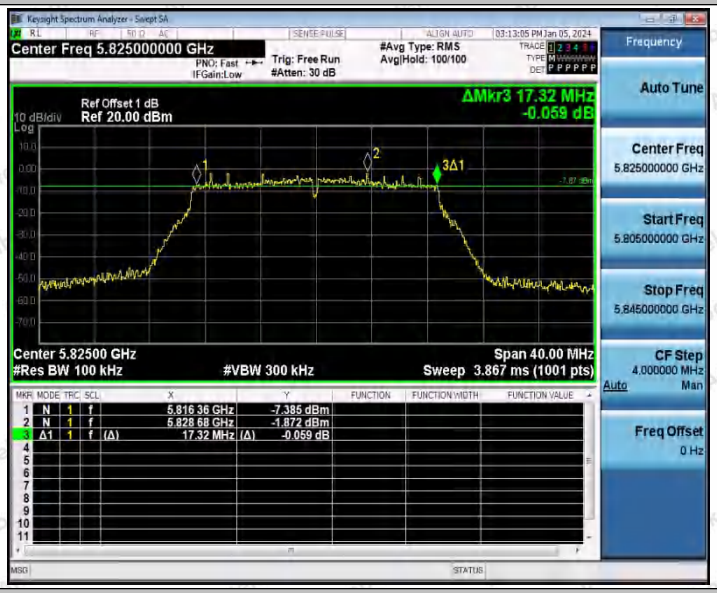

11N40SISO_Ant1_5755

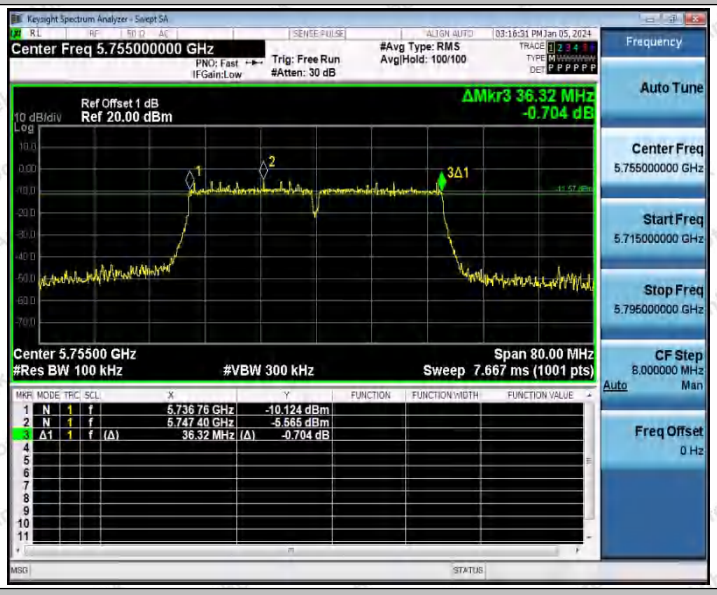

11N40SISO_Ant1_5795

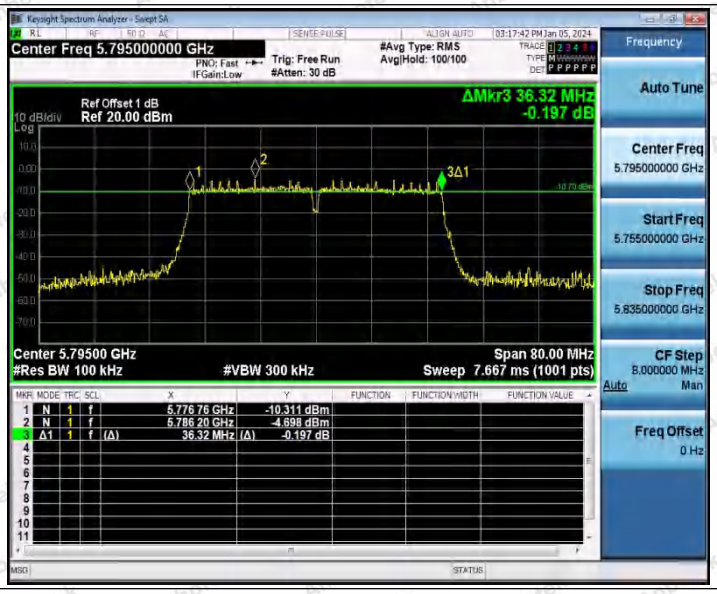
Keysight Spectrum Analyzer - Swept SA
Center Freq 5.795000000 GHz
PNO: Fast
IFGain:Low
Trig: Free Run
#Atten: 30 dB
#Avg Type: RMS
Avg|Hold: 100/100
03:17:42 PM Jan 05, 2024
Ref Offset 1 dB
10 dB/div Ref 20.00 dBm
Log
ΔMkr3 36.32 MHz
-0.197 dB
Center 5.79500 GHz
#Res BW 100 kHz
#VBW 300 kHz
Span 80.00 MHz
Sweep 7.667 ms (1001 pts)
1 N 1 f 5.776 76 GHz -10.311 dBm
2 N 1 f 5.786 20 GHz -4.698 dBm
3 Δ1 1 f (Δ) 36.32 MHz (Δ) -0.197 dB
Frequency
Auto Tune
Center Freq
5.795000000 GHz
Start Freq
5.755000000 GHz
Stop Freq
5.835000000 GHz
CF Step
8.000000 MHz
Auto Man
Freq Offset
0 Hz

Appendix B: Duty Cycle

Test Result

TestMode	Antenna	Frequency[MHz]	Transmission Duration [ms]	Transmission Period [ms]	Duty Cycle [%]
11A	Ant1	5180	2.07	2.37	87.34
		5200	2.06	2.36	87.29
		5240	2.06	2.36	87.29
		5260	2.07	2.37	87.34
		5300	2.06	2.36	87.29
		5320	2.07	2.37	87.34
		5745	2.07	2.37	87.34
		5785	2.06	2.36	87.29
		5825	2.06	2.36	87.29
11N20SISO	Ant1	5180	1.92	2.23	86.10
		5200	1.92	2.22	86.49
		5240	1.92	2.21	86.88
		5260	1.92	2.22	86.49
		5300	1.92	2.22	86.49
		5320	1.92	2.22	86.49
		5745	1.92	2.22	86.49
		5785	1.92	2.22	86.49
		5825	1.92	2.22	86.49
11N40SISO	Ant1	5190	0.95	1.24	76.61
		5230	0.94	1.24	75.81
		5270	0.95	1.25	76.00
		5310	0.95	1.25	76.00
		5755	0.94	1.24	75.81
		5795	0.94	1.24	75.81

Test Graphs

11A_Ant1_5180

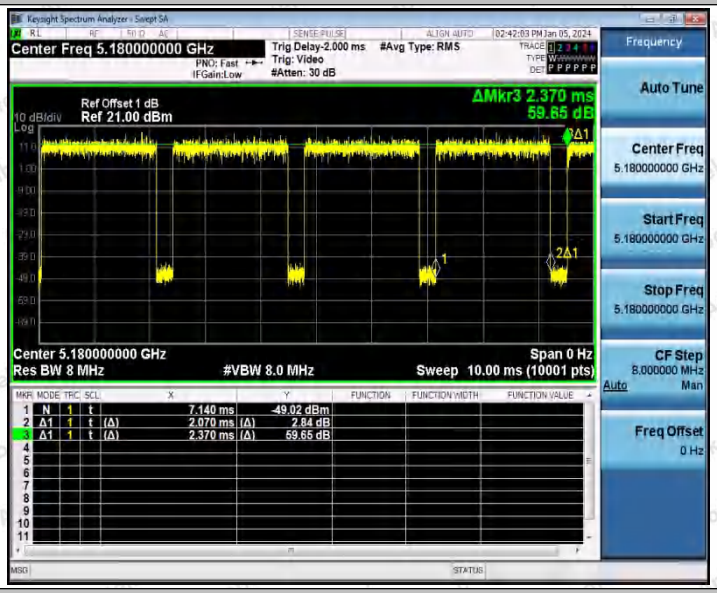

11A_Ant1_5200

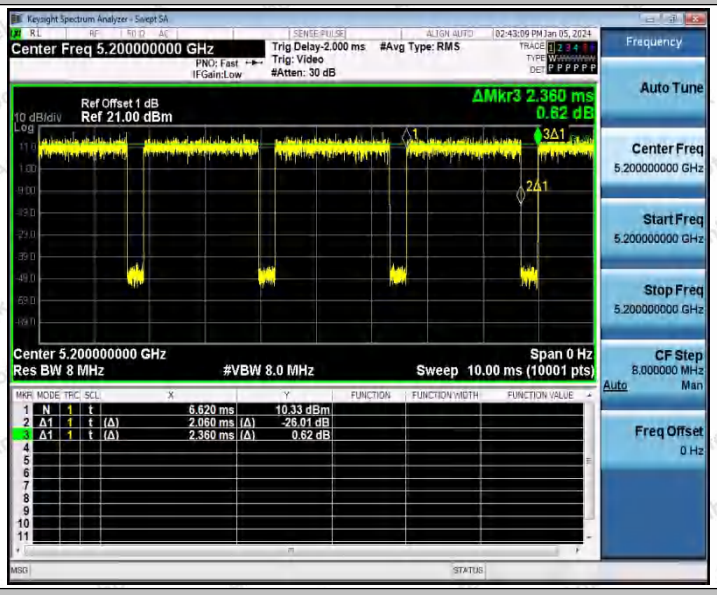

11A_Ant1_5240

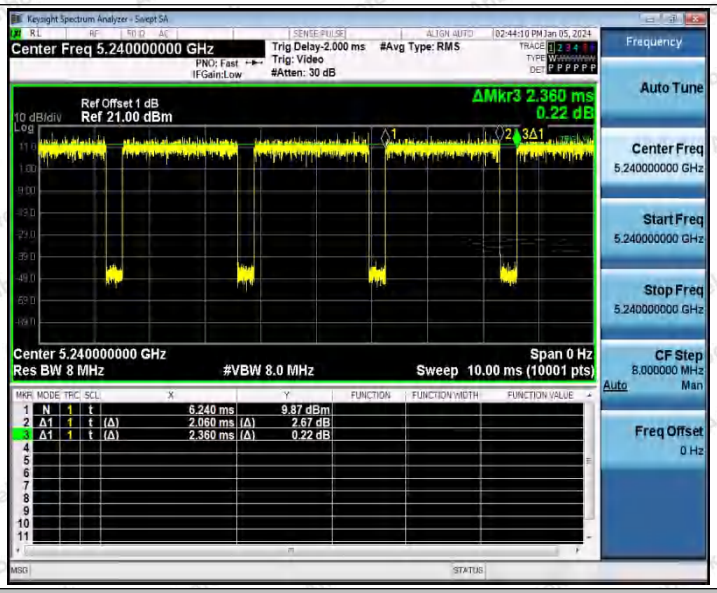

11A_Ant1_5260

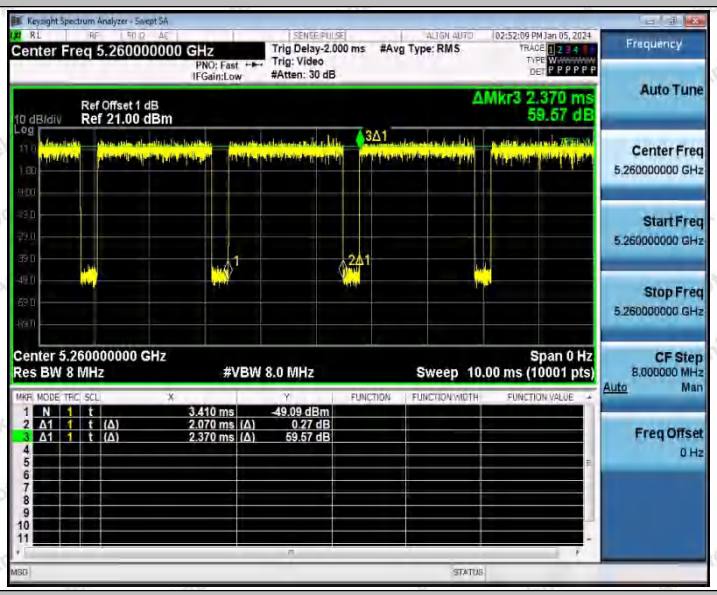

11A_Ant1_5300

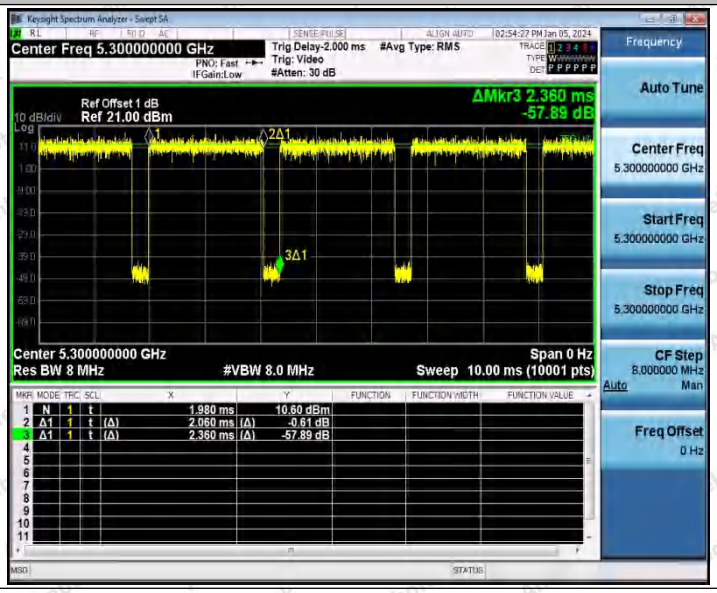

11A_Ant1_5320

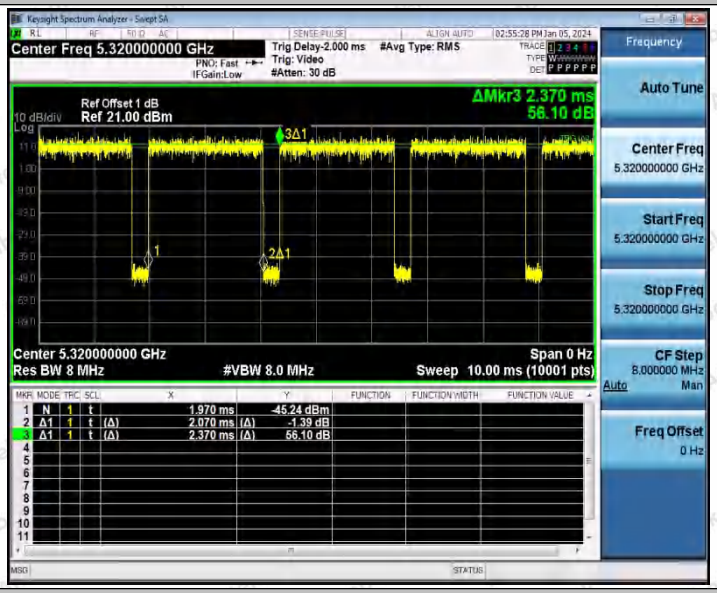

11A_Ant1_5745

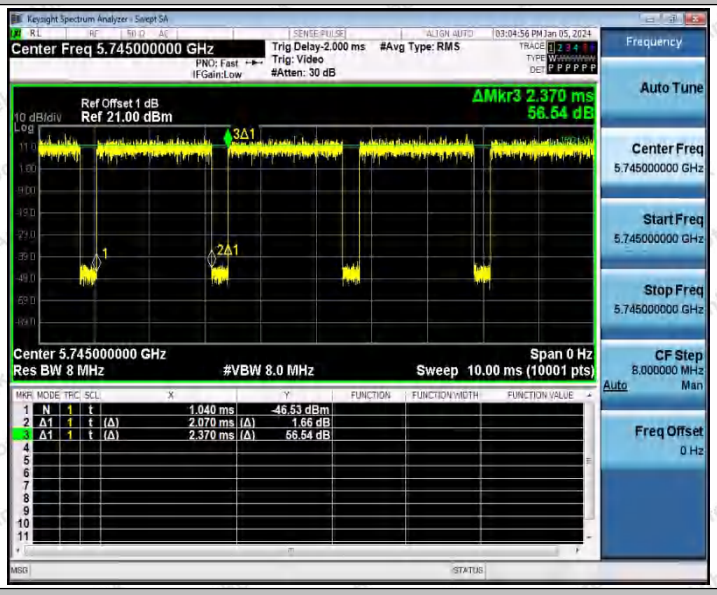

11A_Ant1_5785

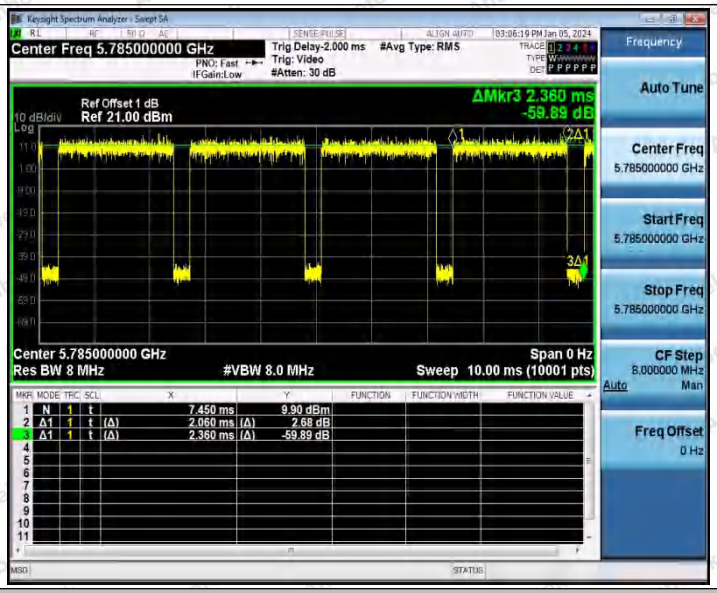

11A_Ant1_5825

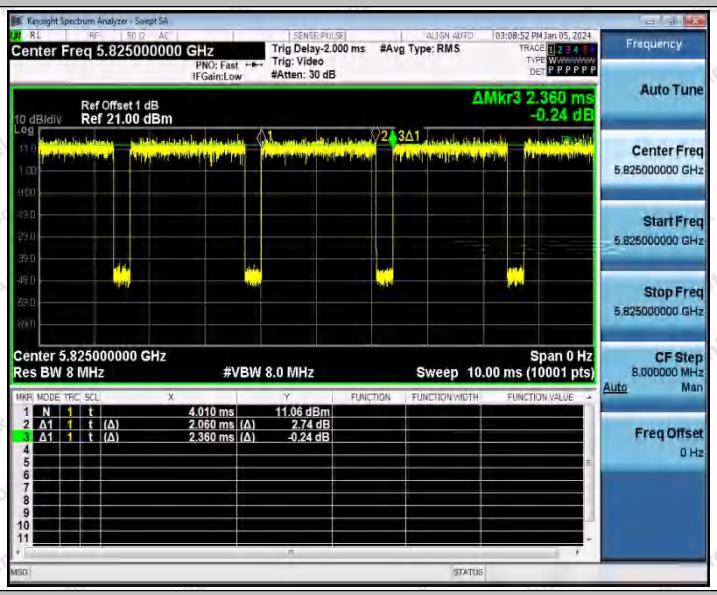

11N20SISO_Ant1_5180

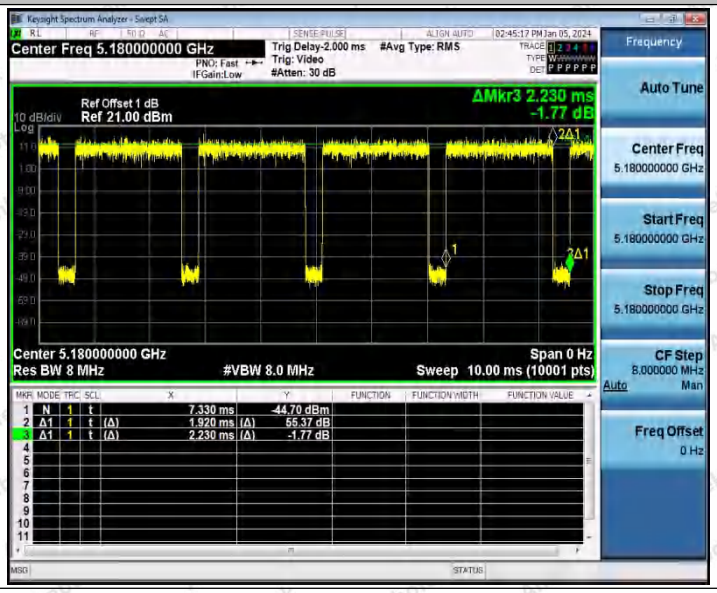

11N20SISO_Ant1_5200

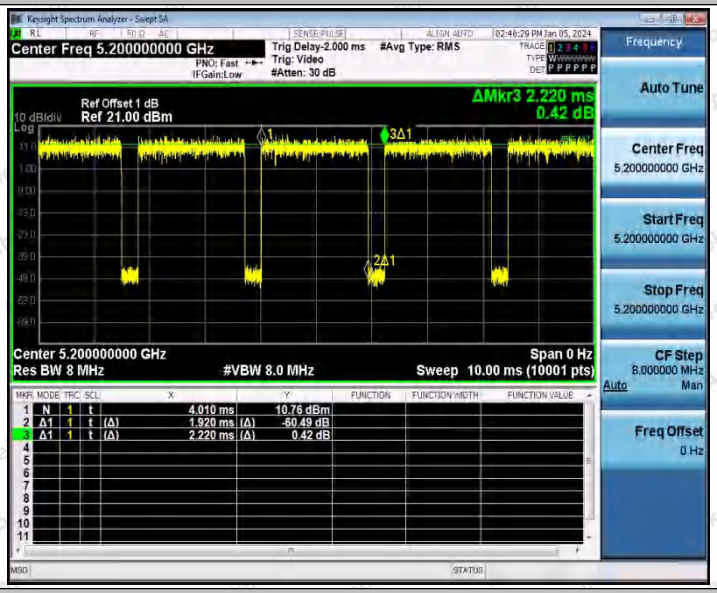

11N20SISO_Ant1_5240

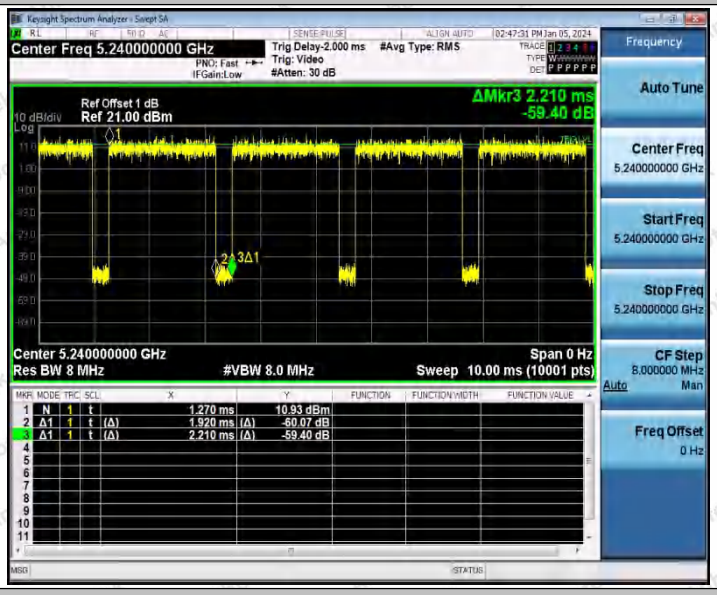

11N20SISO_Ant1_5260

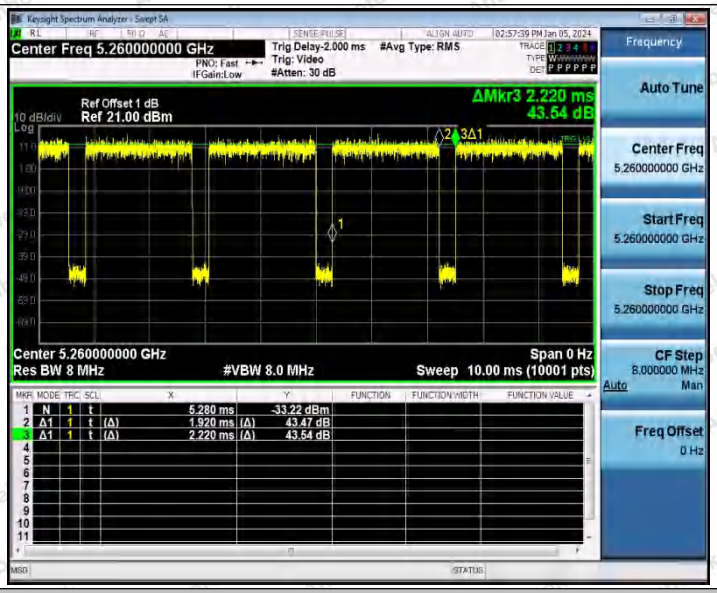

11N20SISO_Ant1_5300

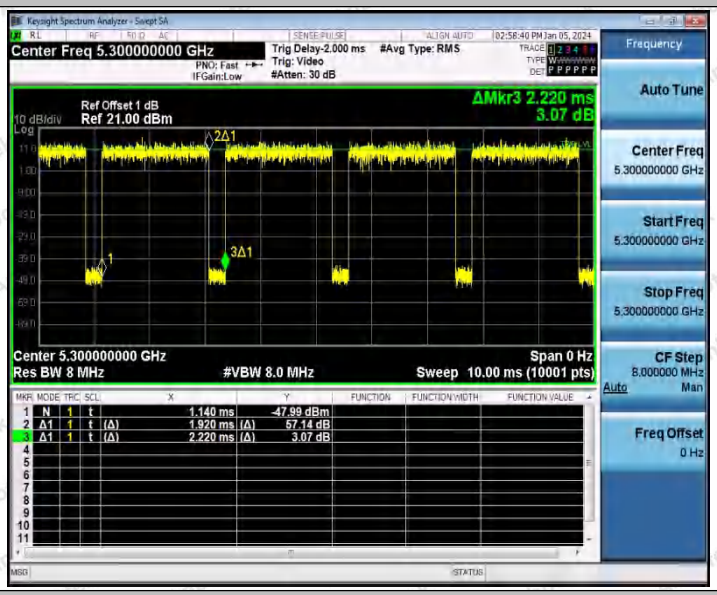

11N20SISO_Ant1_5320

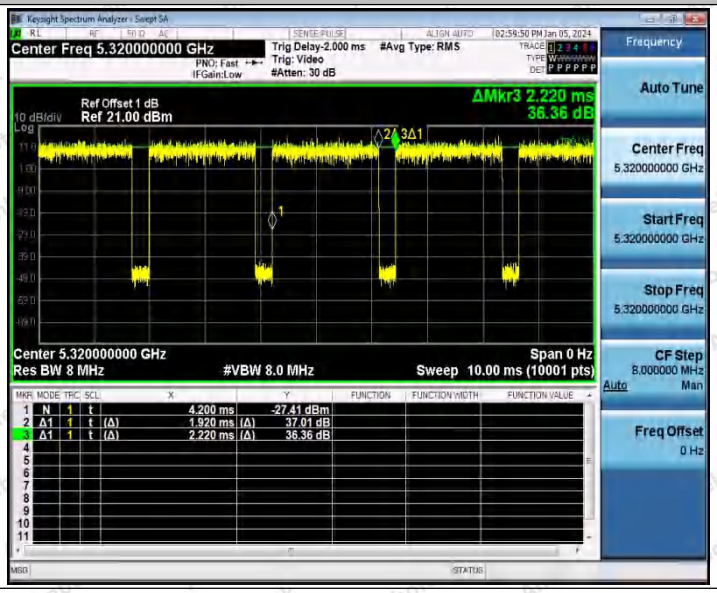

11N20SISO_Ant1_5745

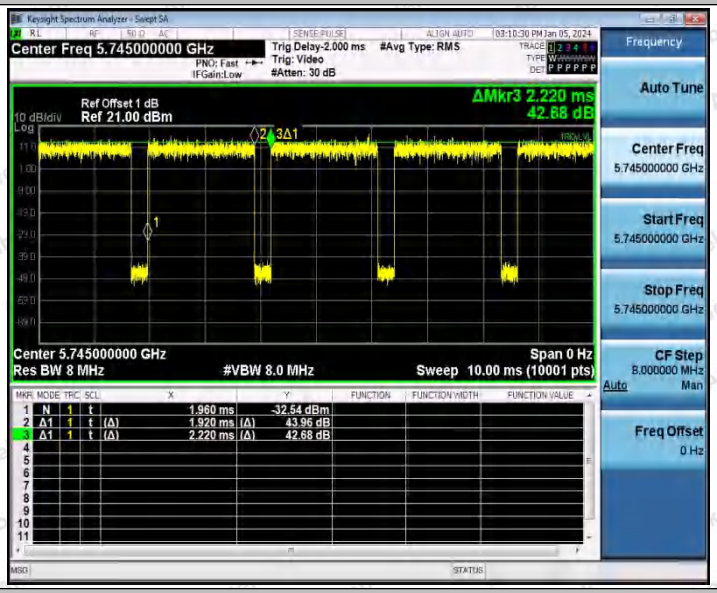

11N20SISO_Ant1_5785

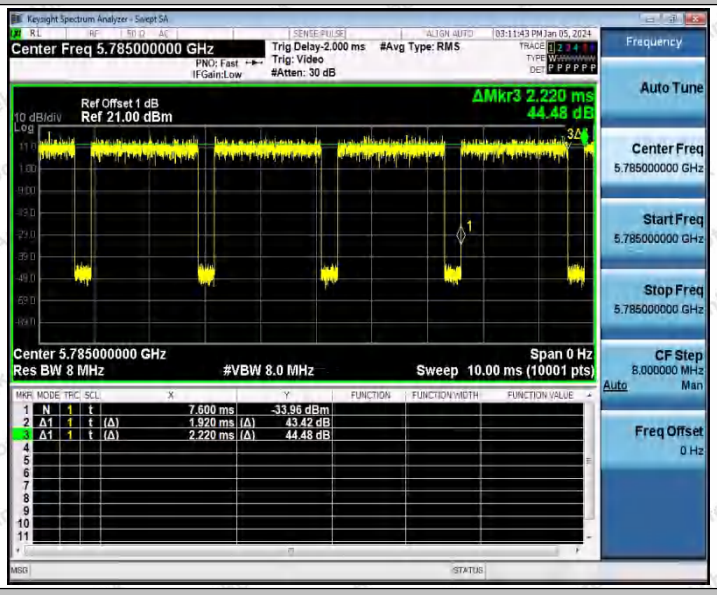

11N20SISO_Ant1_5825

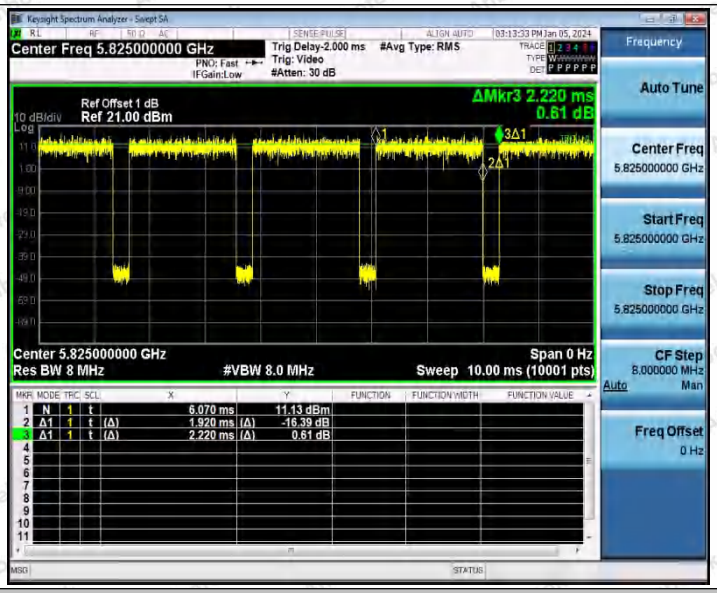

11N40SISO_Ant1_5190

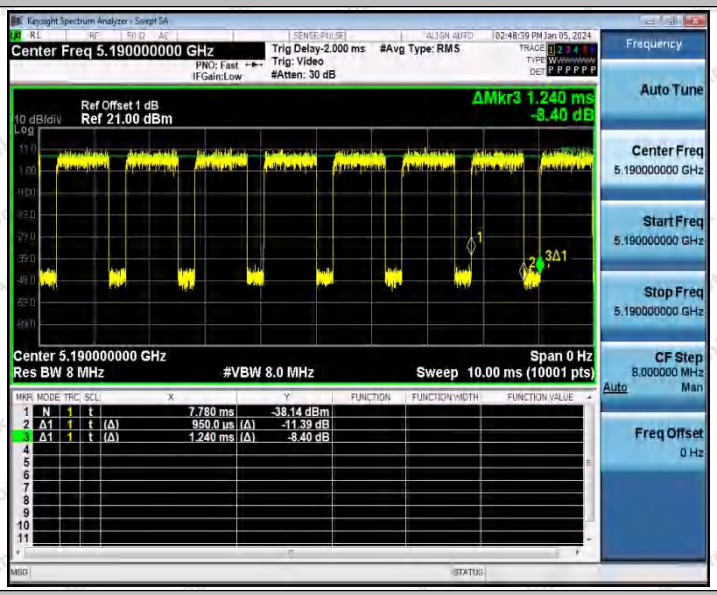

11N40SISO_Ant1_5230

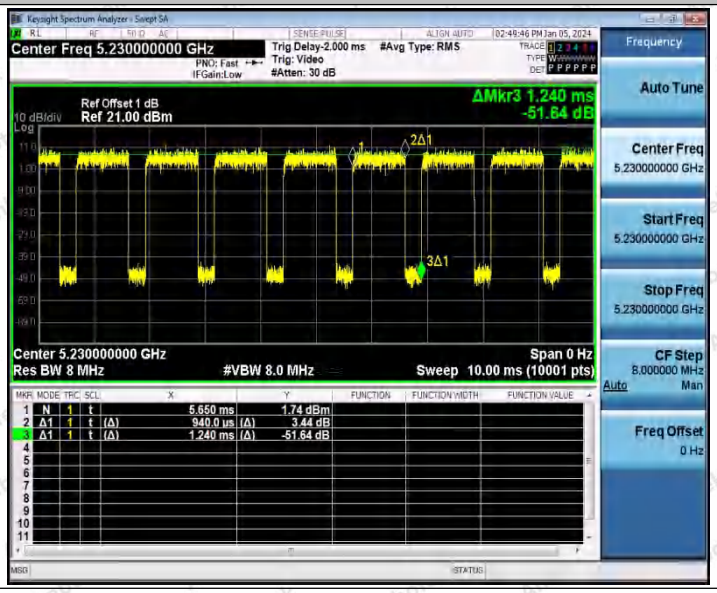

11N40SISO_Ant1_5270

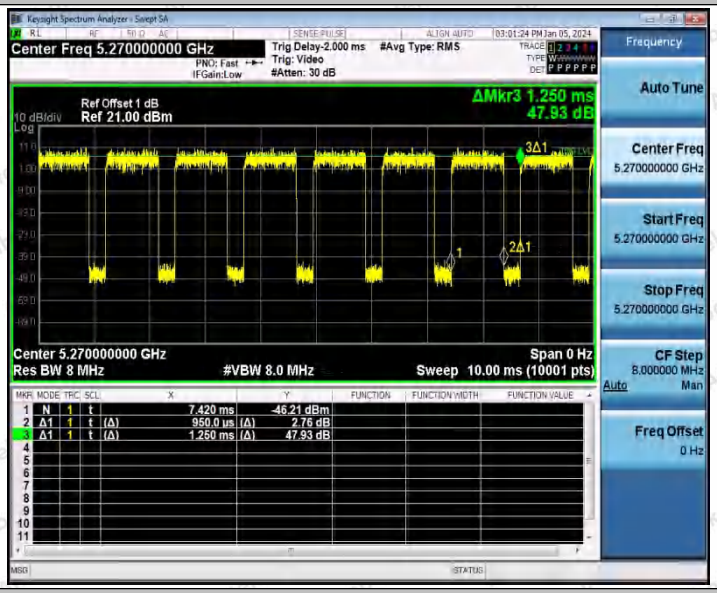

11N40SISO_Ant1_5310

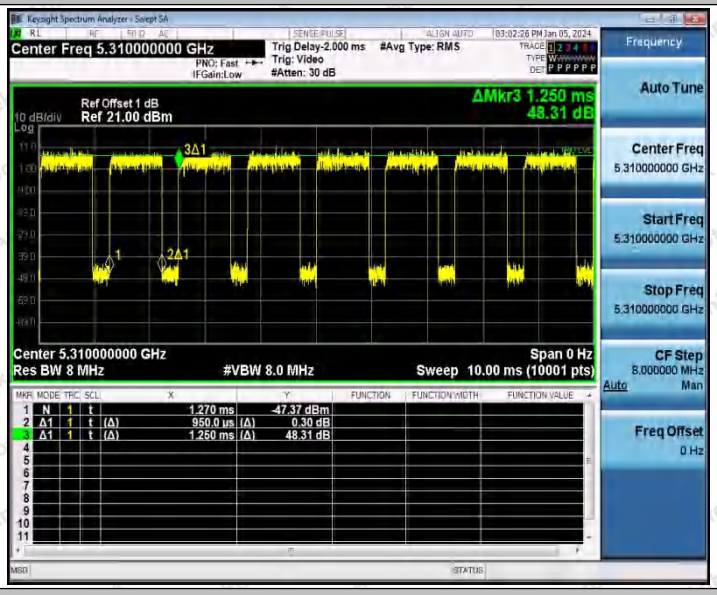

11N40SISO_Ant1_5755

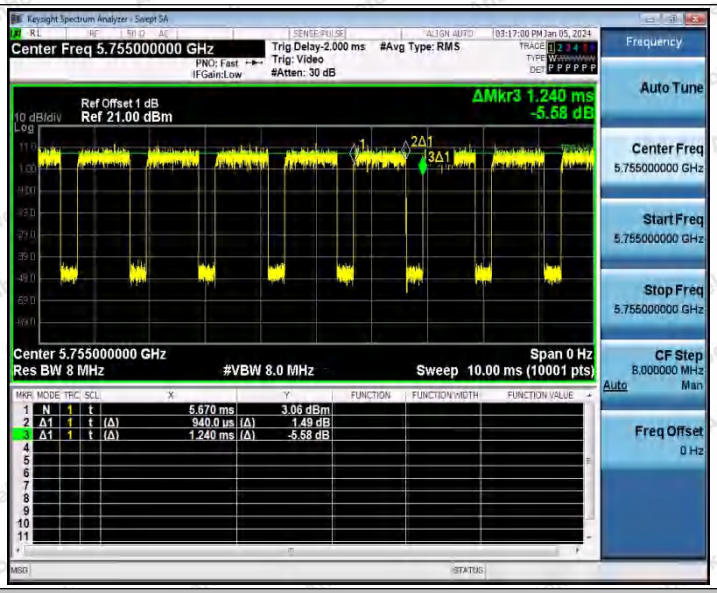

11N40SISO_Ant1_5795

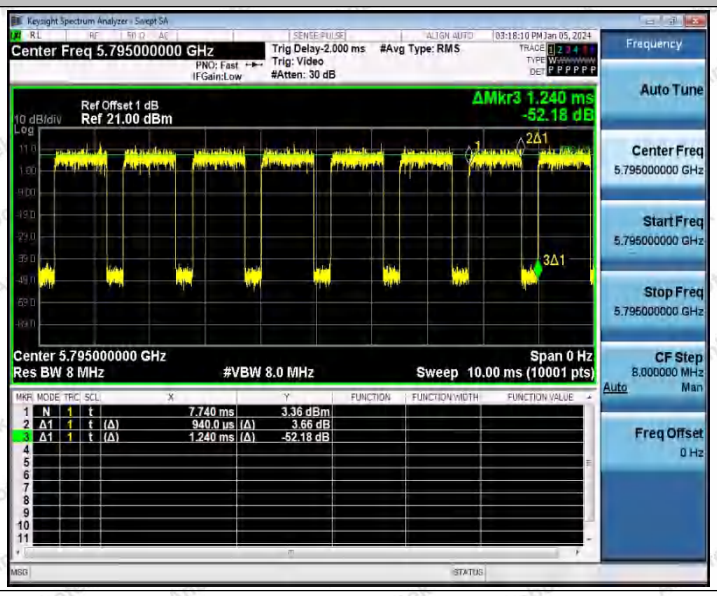

Appendix C: Maximum conducted output power

Test Result Channel Power

Test Mode	Antenna	Frequency[MHz]	Set Power	Channel Power [dBm]	Duty Cycle [%]	DC Factor [dBm]	Result [dBm]	Limit [dBm]
11A	Ant1	5180	---	13.87	87.34	0.59	14.46	≤23.98
		5200	---	13.91	87.29	0.59	14.50	≤23.98
		5240	---	13.51	87.29	0.59	14.10	≤23.98
		5260	---	13.35	87.34	0.59	13.94	≤23.98
		5300	---	13.64	87.29	0.59	14.23	≤23.98
		5320	---	13.44	87.34	0.59	14.03	≤23.98
		5745	---	13.45	87.34	0.59	14.04	≤30.00
		5785	---	13.77	87.29	0.59	14.36	≤30.00
		5825	---	14.57	87.29	0.59	15.16	≤30.00
11N20 SISO	Ant1	5180	---	14.19	86.10	0.65	14.84	≤23.98
		5200	---	14.05	86.49	0.63	14.68	≤23.98
		5240	---	13.58	86.88	0.61	14.19	≤23.98
		5260	---	13.38	86.49	0.63	14.01	≤23.98
		5300	---	12.32	86.49	0.63	12.95	≤23.98
		5320	---	12.06	86.49	0.63	12.69	≤23.98
		5745	---	13.39	86.49	0.63	14.02	≤30.00
		5785	---	13.75	86.49	0.63	14.38	≤30.00
		5825	---	14.54	86.49	0.63	15.17	≤30.00
11N40 SISO	Ant1	5190	---	13.62	76.61	1.16	14.78	≤23.98
		5230	---	13.23	75.81	1.20	14.43	≤23.98
		5270	---	12.56	76.00	1.19	13.75	≤23.98
		5310	---	12.00	76.00	1.19	13.19	≤23.98
		5755	---	13.82	75.81	1.20	15.02	≤30.00
		5795	---	14.24	75.81	1.20	**15.44**	≤30.00

Note：The Duty Cycle Factor is compensated in the graph.

Test Graphs Channel Power

11A_Ant1_5180

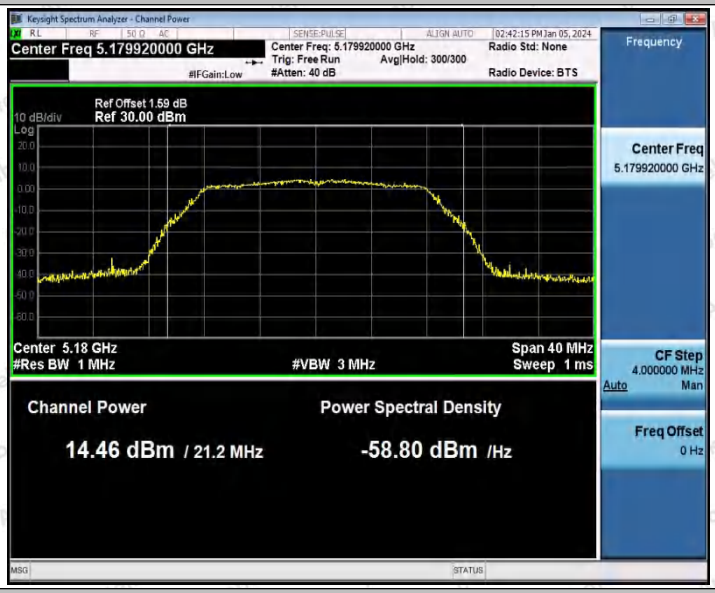

11A_Ant1_5200

11A_Ant1_5240

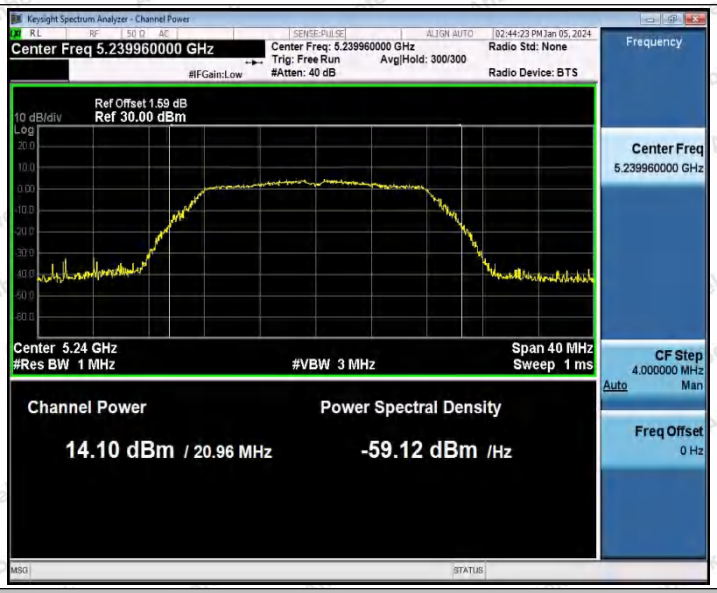

11A_Ant1_5260

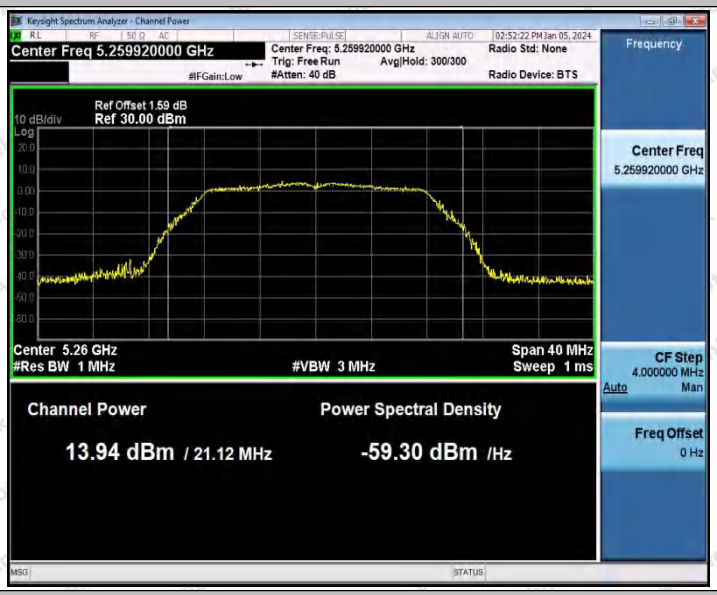

11A_Ant1_5300

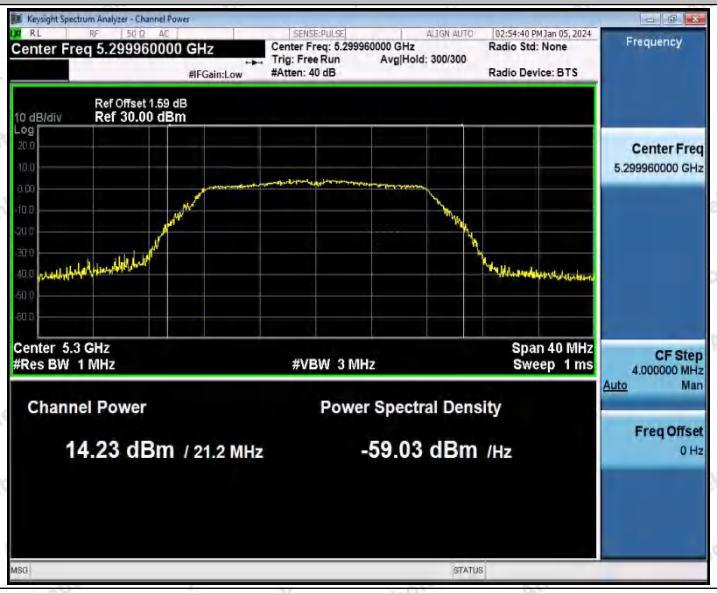

11A_Ant1_5320

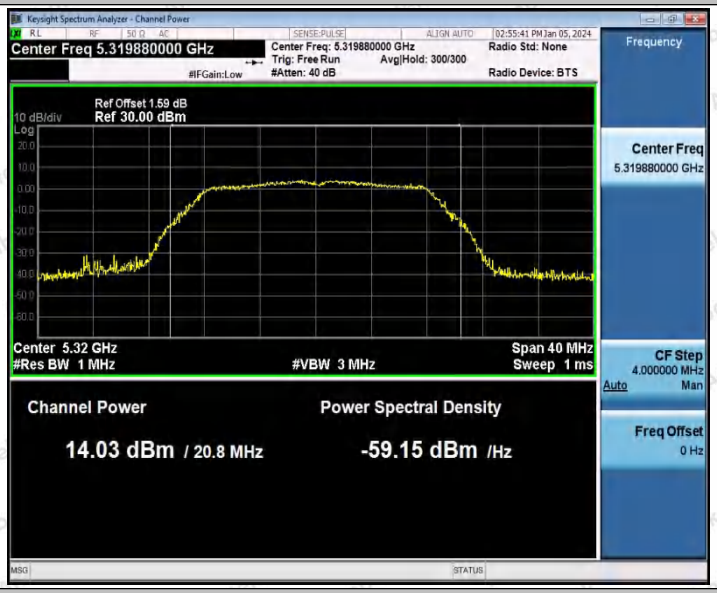

11A_Ant1_5745

11A_Ant1_5785

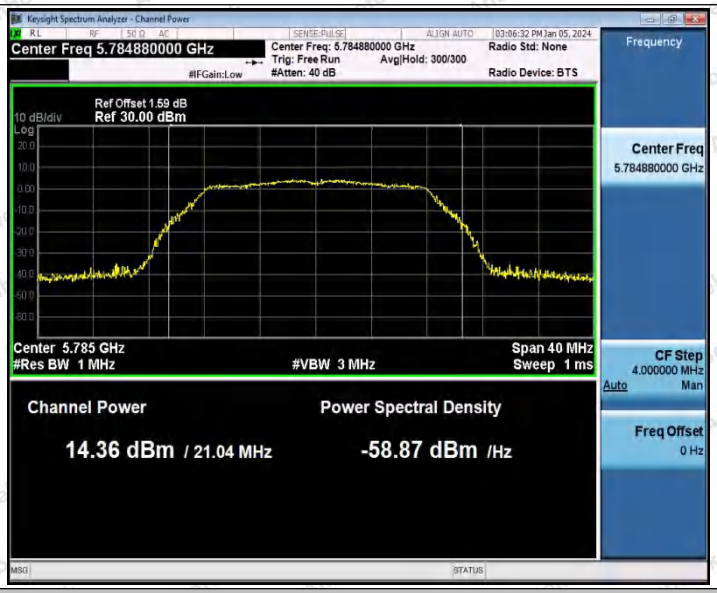

11A_Ant1_5825

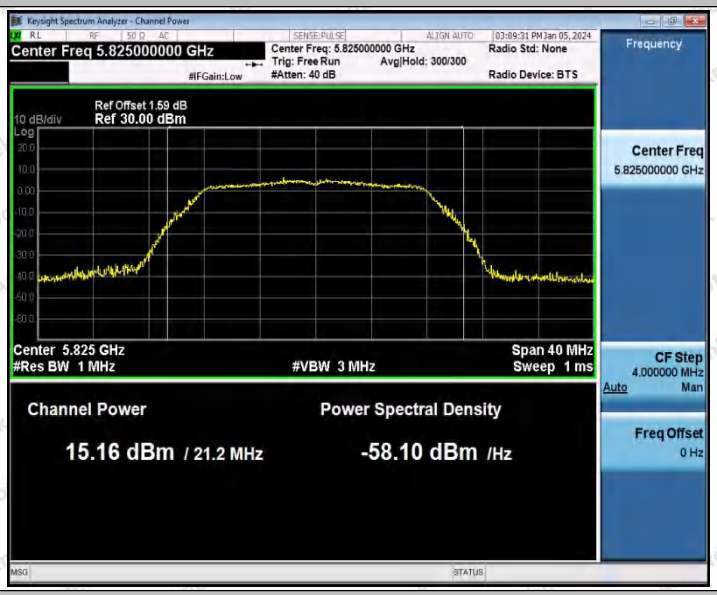

11N20SISO_Ant1_5180

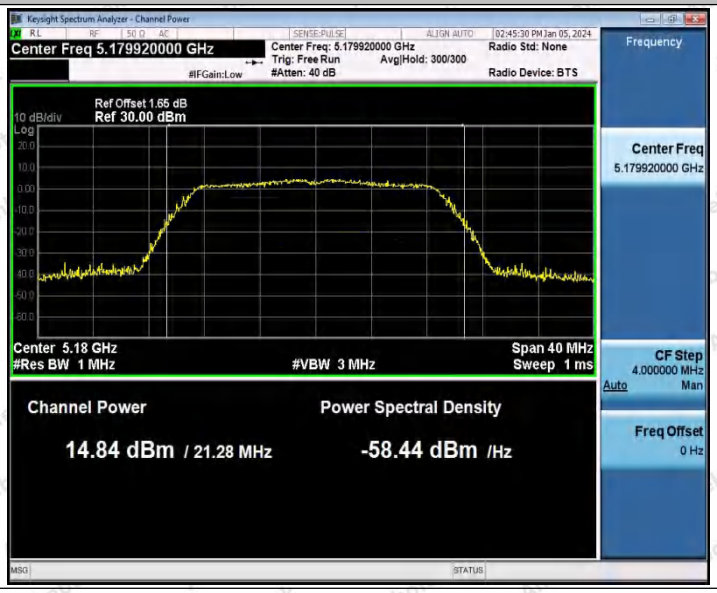

11N20SISO_Ant1_5200

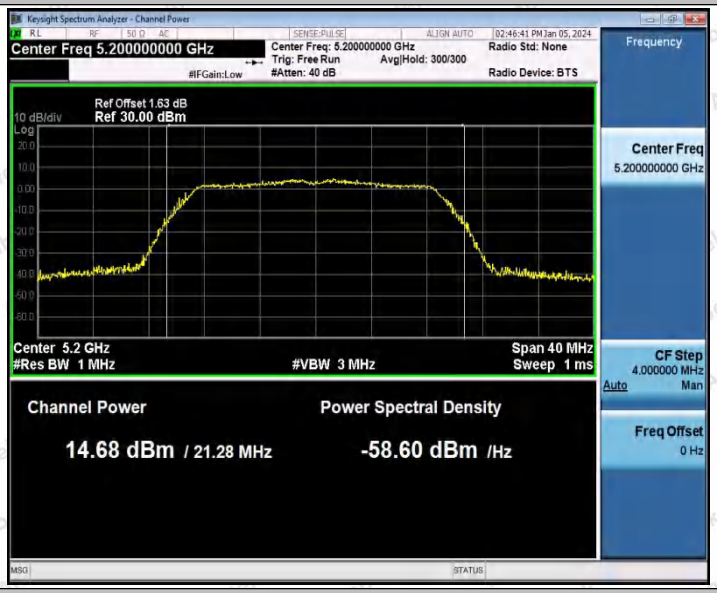

11N20SISO_Ant1_5240

11N20SISO_Ant1_5260

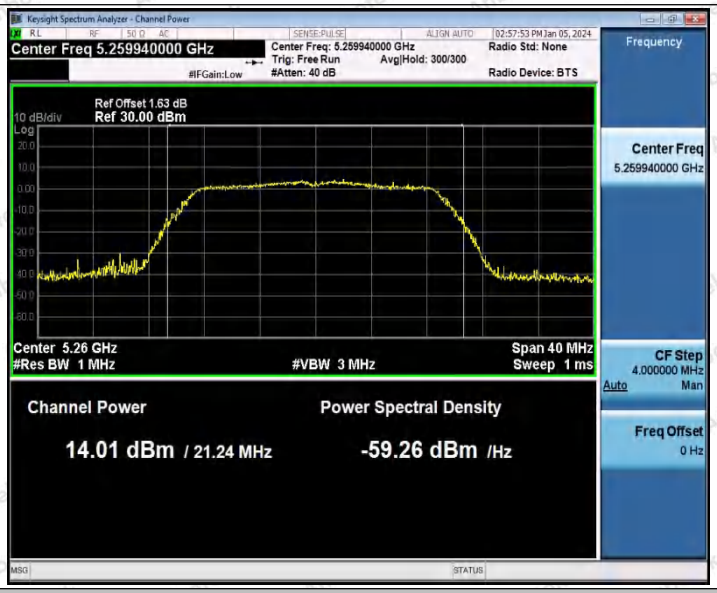

11N20SISO_Ant1_5300

11N20SISO_Ant1_5320

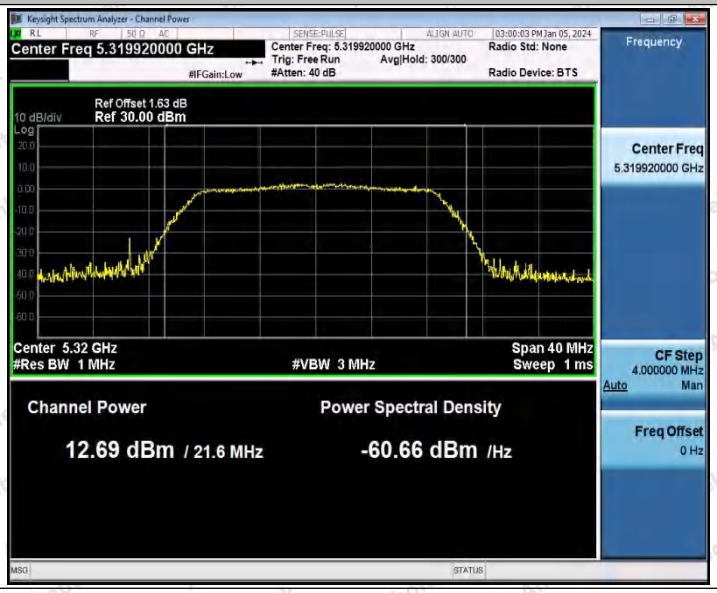

11N20SISO_Ant1_5745

11N20SISO_Ant1_5785

11N20SISO_Ant1_5825

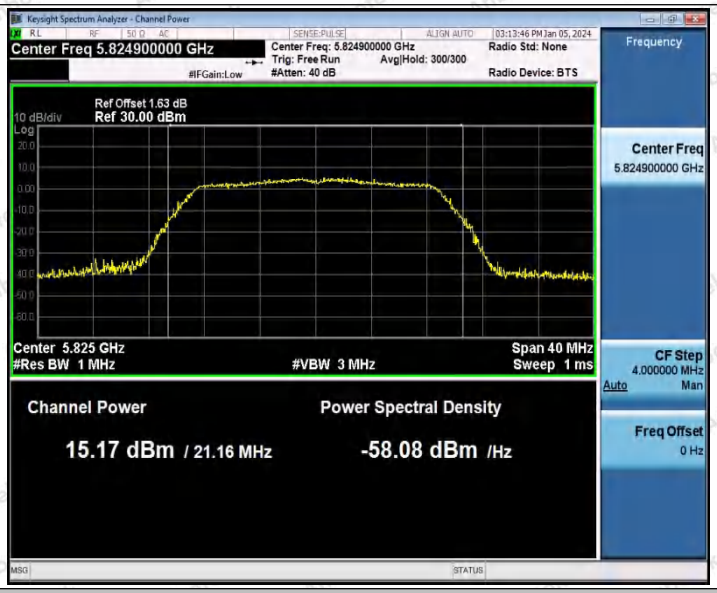

11N40SISO_Ant1_5190

11N40SISO_Ant1_5230

11N40SISO_Ant1_5270

11N40SISO_Ant1_5310

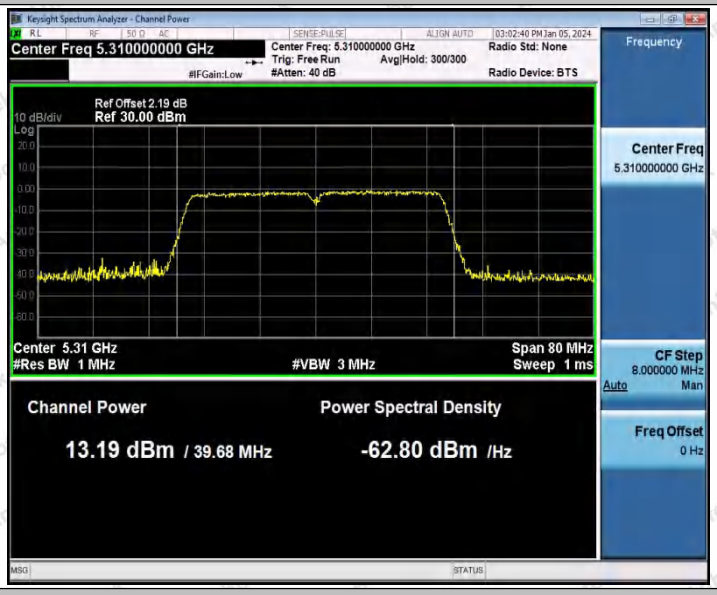

11N40SISO_Ant1_5755

11N40SISO_Ant1_5795

Appendix D: Maximum power spectral density

Test Result B1/2

TestMode	Antenna	Frequency[MHz]	Result [dBm/MHz]	Limit[dBm/MHz]	Verdict
11A	Ant1	5180	-0.91	≤11.00	PASS
		5200	-1.1	≤11.00	PASS
		5240	-1.54	≤11.00	PASS
		5260	-2	≤11.00	PASS
		5300	-1.57	≤11.00	PASS
		5320	-1.56	≤11.00	PASS
11N20SISO	Ant1	5180	-1.15	≤11.00	PASS
		5200	-1.41	≤11.00	PASS
		5240	-1.71	≤11.00	PASS
		5260	-1.46	≤11.00	PASS
		5300	-2.94	≤11.00	PASS
		5320	-2.8	≤11.00	PASS
11N40SISO	Ant1	5190	-5.83	≤11.00	PASS
		5230	-6.03	≤11.00	PASS
		5270	-6.52	≤11.00	PASS
		5310	-7.26	≤11.00	PASS

Note：1.The Duty Cycle Factor and RBW Factor is compensated in the graph.

Test Result B4

TestMode	Antenna	Frequency[MHz]	Result [dBm/500KHz]	Limit[dBm/500KHz]	Verdict
11A	Ant1	5745	-6.89	≤30.00	PASS
		5785	-3.61	≤30.00	PASS
		5825	-2.78	≤30.00	PASS
11N20SISO	Ant1	5745	-4.81	≤30.00	PASS
		5785	-3.98	≤30.00	PASS
		5825	-3.02	≤30.00	PASS
11N40SISO	Ant1	5755	-8.68	≤30.00	PASS
		5795	-7.64	≤30.00	PASS

Note：1.The Duty Cycle Factor and RBW Factor is compensated in the graph.

Test Graphs B1/2

11A_Ant1_5180

11A_Ant1_5200

11A_Ant1_5240

11A_Ant1_5260

11A_Ant1_5300

11A_Ant1_5320

11N20SISO_Ant1_5180

11N20SISO_Ant1_5200

11N20SISO_Ant1_5240

11N20SISO_Ant1_5260

11N20SISO_Ant1_5300

11N20SISO_Ant1_5320

11N40SISO_Ant1_5190

11N40SISO_Ant1_5230

11N40SISO_Ant1_5270

11N40SISO_Ant1_5310

Test Graphs B4

11A_Ant1_5745

11A_Ant1_5785

11A_Ant1_5825

11N20SISO_Ant1_5745

11N20SISO_Ant1_5785

11N20SISO_Ant1_5825

11N40SISO_Ant1_5755

11N40SISO_Ant1_5795

Appendix F: DFS Detection Thresholds

Test Result

TestMode	Frequency[dbm]	Radar Type	Result	Limit[dbm]	Verdict
11N40SISO	5310	Type0	-62.07	-62.00	PASS

Test Graphs

11N40SISO_5310_Type0

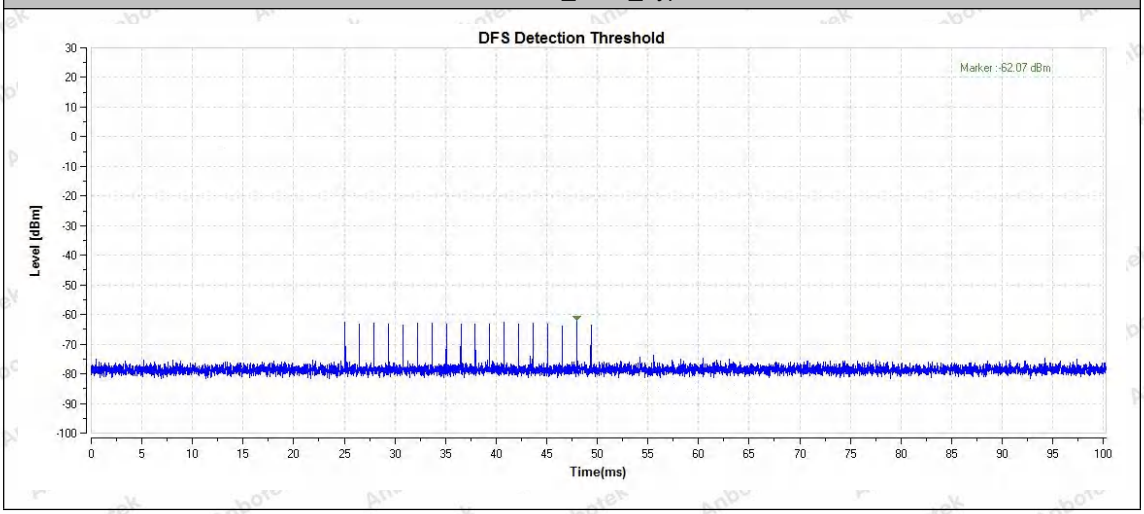

Appendix G: Channel Move Time and Channel Closing Transmission Time

Test Result

TestMode	Frequency[MHz]	CCT[ms]	Limit[ms]	CMT[ms]	Limit[ms]	Verdict
11N40SISO	5310	200+0	200+60	188.2	10000	PASS

Test Graphs

11N40SISO_5310

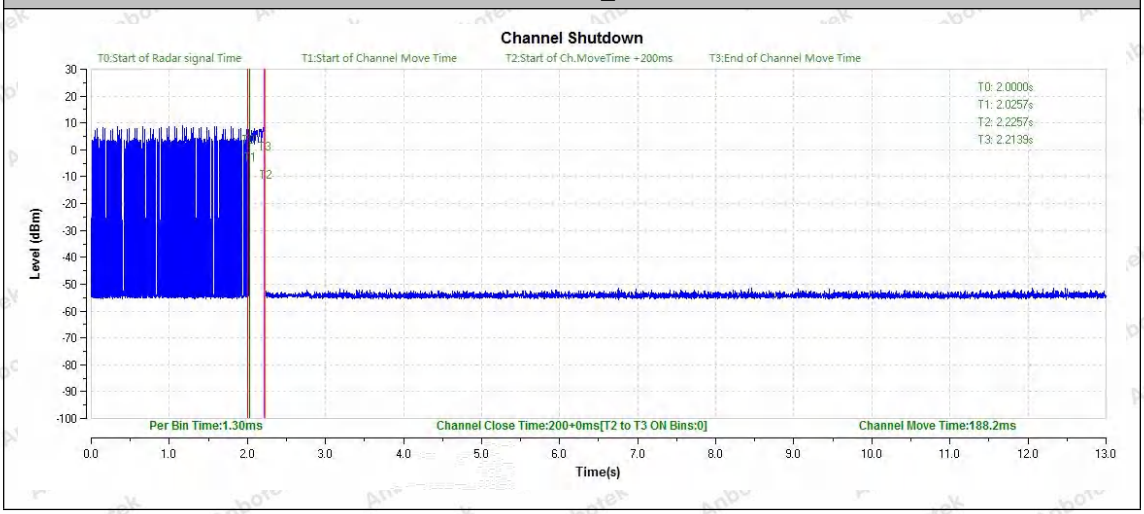

---End---