Appendix Test Data

Report No:	18220WC30028902	Test Sample NO:	1-2-2
Start Test Date:	2023.02.24	Finish Test Date:	2023.03.09
Test Engineer:	Tony.He	Auditor:	Edward.Pan
Temperature:	24.0℃	Relative Humidity:	46%
Pressure:	1012 hPa		

Appendix A1: Emission Bandwidth

Test Result

Test Mode	Antenna	Frequency[MHz]	26db EBW [MHz]	FL[MHz]	FH[MHz]
11A	Ant1	5180	20.560	5169.600	5190.160
		5200	20.720	5189.760	5210.480
		5240	20.920	5229.600	5250.520
		5260	20.720	5249.680	5270.400
		5280	20.920	5269.320	5290.240
		5320	20.880	5309.800	5330.680
		5500	21.440	5489.680	5511.120
		5580	20.680	5569.560	5590.240
		5700	20.360	5690.280	5710.640
		5745	20.280	5734.960	5755.240
		5785	20.920	5774.840	5795.760
		5825	21.360	5814.480	5835.840
11N20SISO	Ant1	5180	20.960	5169.600	5190.560
		5200	21.600	5189.480	5211.080
		5240	21.560	5229.360	5250.920
		5260	21.400	5249.240	5270.640
		5280	18.280	5270.920	5289.200
		5320	21.360	5309.240	5330.600
		5500	22.520	5488.720	5511.240
		5580	21.440	5569.360	5590.800
		5700	21.560	5689.200	5710.760
		5745	22.120	5734.160	5756.280
		5785	21.360	5774.440	5795.800
		5825	21.560	5814.440	5836.000
11N40SISO	Ant1	5190	40.960	5169.840	5210.800

		5230	42.640	5208.960	5251.600
		5270	40.960	5249.360	5290.320
		5310	41.120	5289.600	5330.720
		5510	50.640	5488.080	5538.720
		5550	42.400	5529.040	5571.440
		5670	40.960	5649.440	5690.400
		5755	41.120	5735.240	5776.360
		5795	41.760	5773.640	5815.400
11AC20SISO	Ant1	5180	21.320	5169.520	5190.840
		5200	21.640	5189.080	5210.720
		5240	21.520	5229.320	5250.840
		5260	21.120	5249.760	5270.880
		5280	21.000	5269.600	5290.600
		5320	21.920	5309.240	5331.160
		5500	23.120	5487.800	5510.920
		5580	21.080	5569.520	5590.600
		5700	21.280	5689.200	5710.480
		5745	21.320	5734.080	5755.400
		5785	21.560	5774.320	5795.880
		5825	20.880	5814.360	5835.240
11AC40SISO	Ant1	5190	41.840	5169.360	5211.200
		5230	41.760	5208.720	5250.480
		5270	41.520	5249.200	5290.720
		5310	42.080	5288.960	5331.040
		5510	42.640	5488.720	5531.360
		5550	42.240	5528.880	5571.120
		5670	41.680	5648.960	5690.640
		5755	41.200	5734.360	5775.560
		5795	40.400	5775.080	5815.480
11AC80SISO	Ant1	5210	80.480	5170.480	5250.960
		5290	80.960	5248.880	5329.840
		5530	81.600	5489.360	5570.960
		5775	81.440	5734.360	5815.800

Test Graphs

11A_Ant1_5180

11A_Ant1_5200

11A_Ant1_5240

11A_Ant1_5260

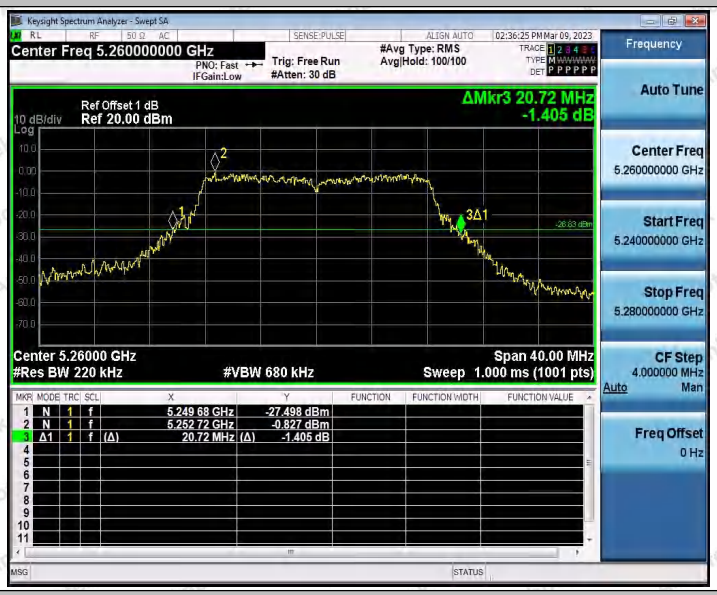

11A_Ant1_5280

11A_Ant1_5320

11A_Ant1_5500

11A_Ant1_5580

11A_Ant1_5700

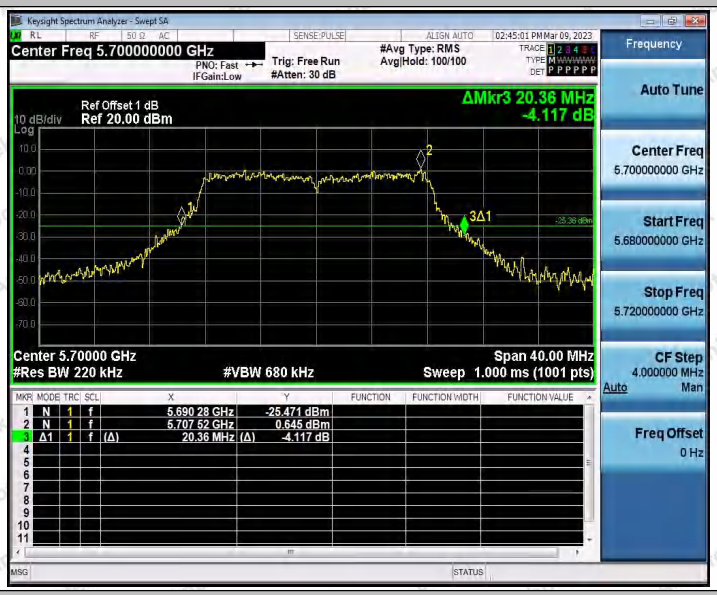

11A_Ant1_5745

11A_Ant1_5785

11A_Ant1_5825

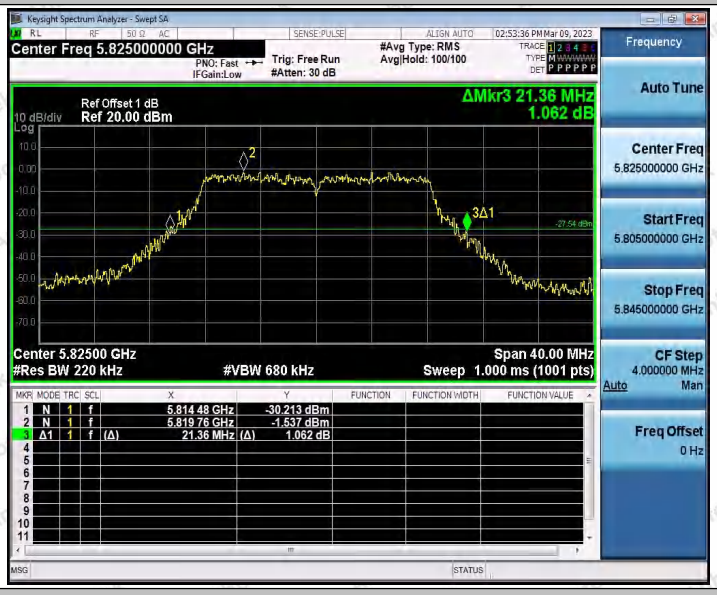

11N20SISO_Ant1_5180

11N20SISO_Ant1_5200

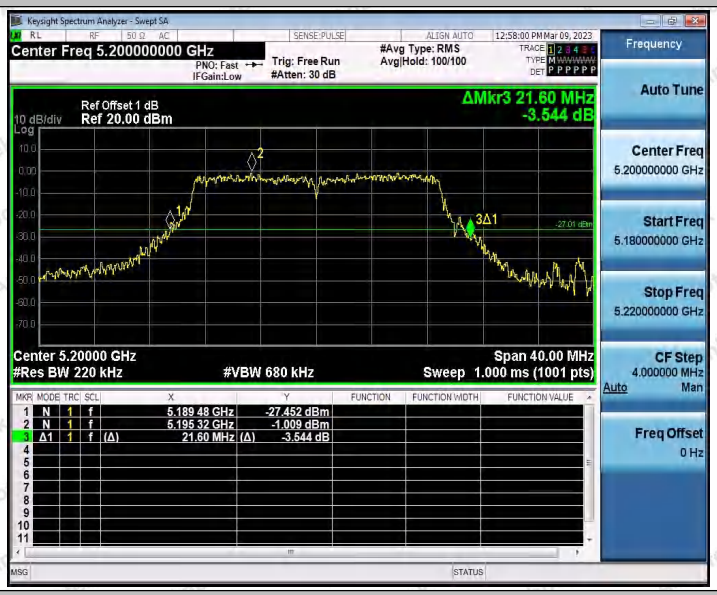

11N20SISO_Ant1_5240

11N20SISO_Ant1_5260

11N20SISO_Ant1_5280

11N20SISO_Ant1_5320

11N20SISO_Ant1_5500

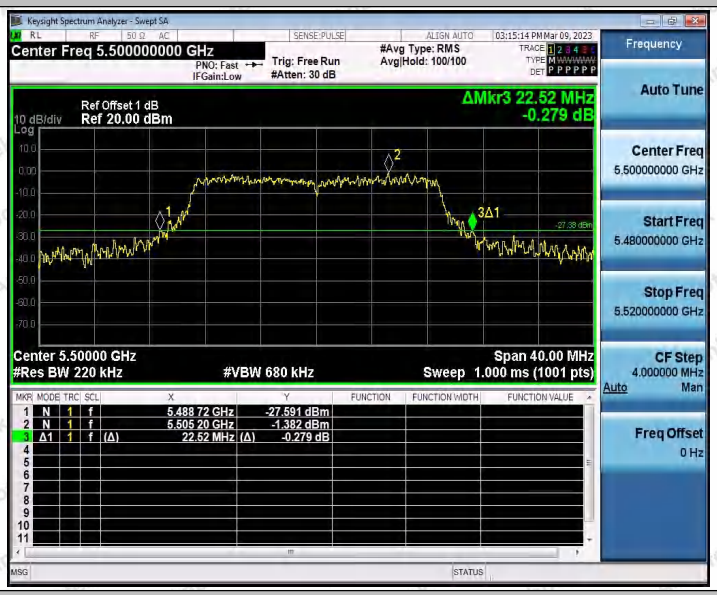

11N20SISO_Ant1_5580

11N20SISO_Ant1_5700

11N20SISO_Ant1_5745

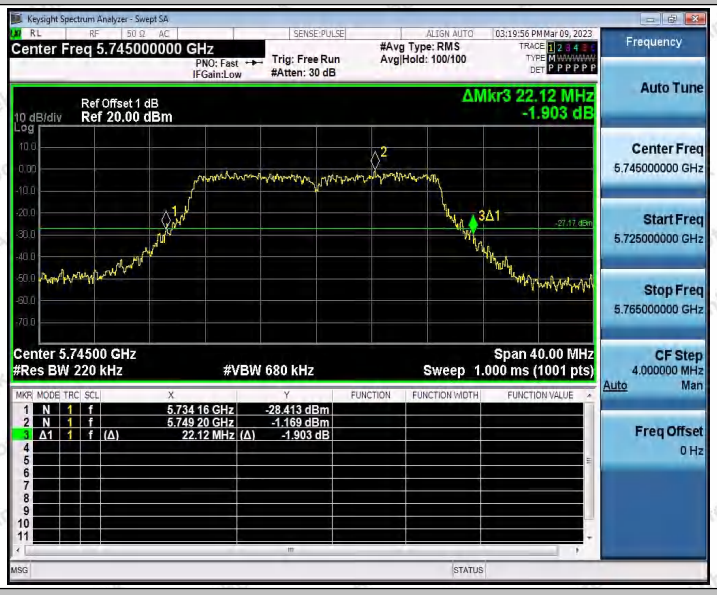

11N20SISO_Ant1_5785

11N20SISO_Ant1_5825

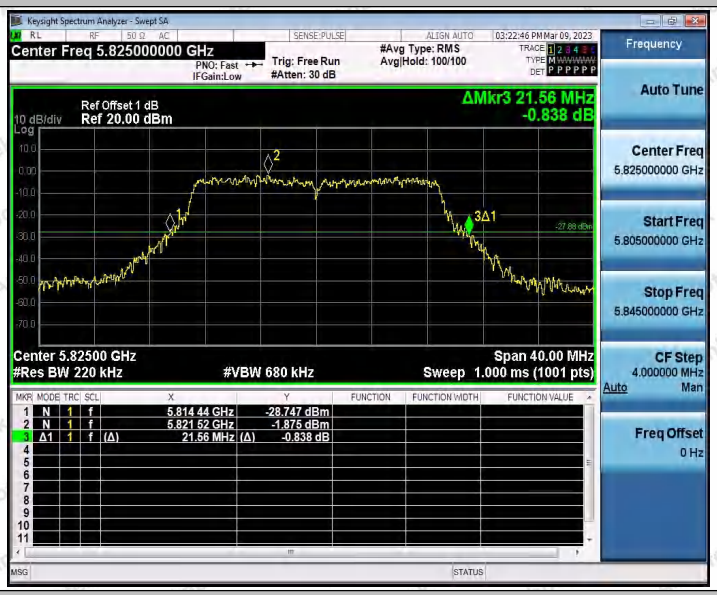

11N40SISO_Ant1_5190

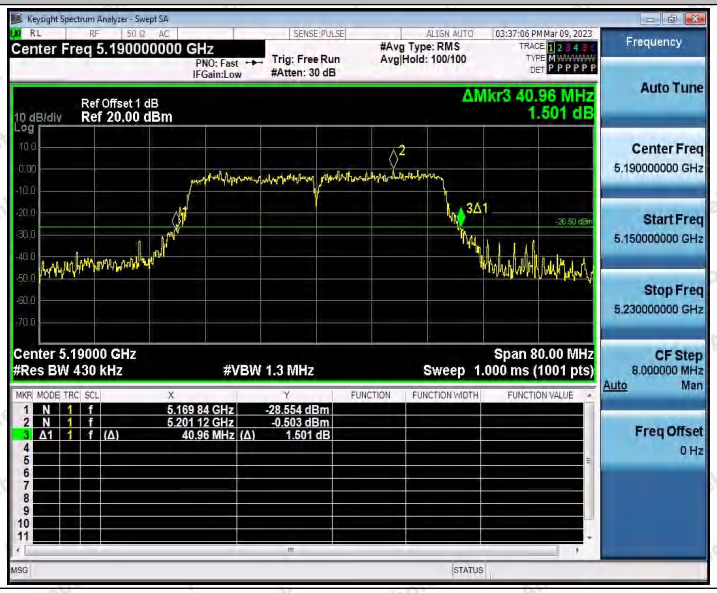

11N40SISO_Ant1_5230

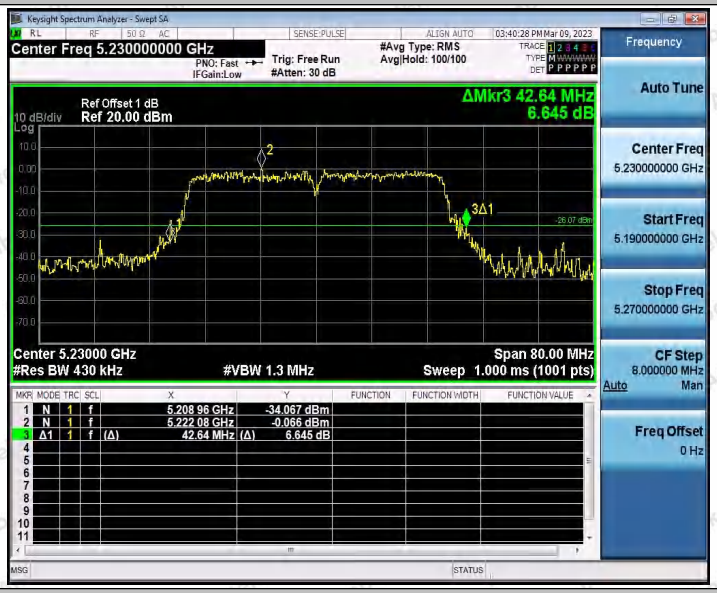

11N40SISO_Ant1_5270

11N40SISO_Ant1_5310

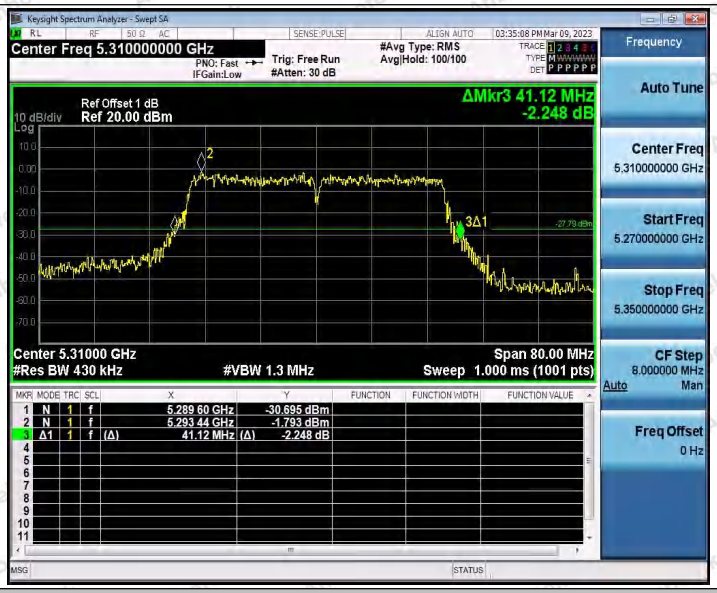

11N40SISO_Ant1_5510

11N40SISO_Ant1_5550

11N40SISO_Ant1_5670

11N40SISO_Ant1_5755

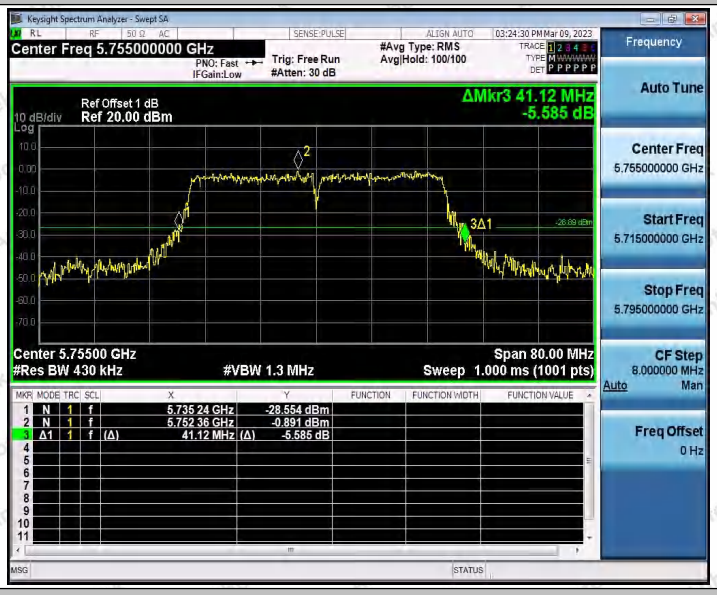

11N40SISO_Ant1_5795

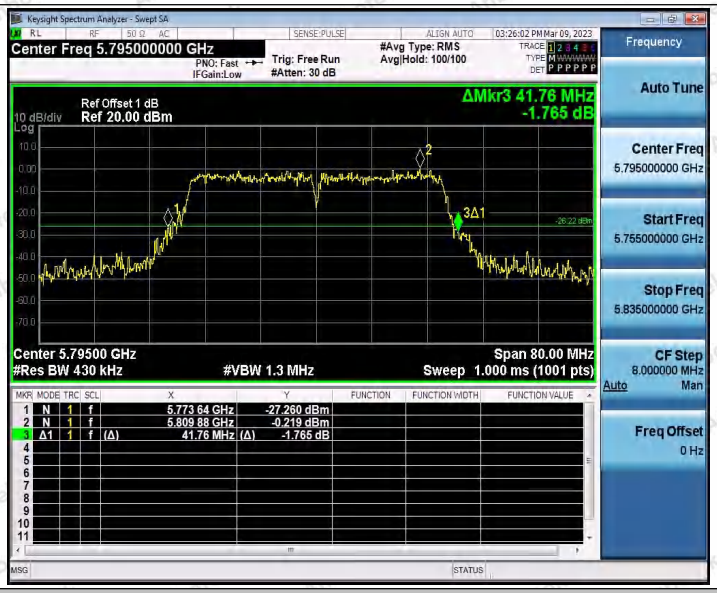

11AC20SISO_Ant1_5180

11AC20SISO_Ant1_5200

11AC20SISO_Ant1_5240

11AC20SISO_Ant1_5260

11AC20SISO_Ant1_5280

11AC20SISO_Ant1_5320

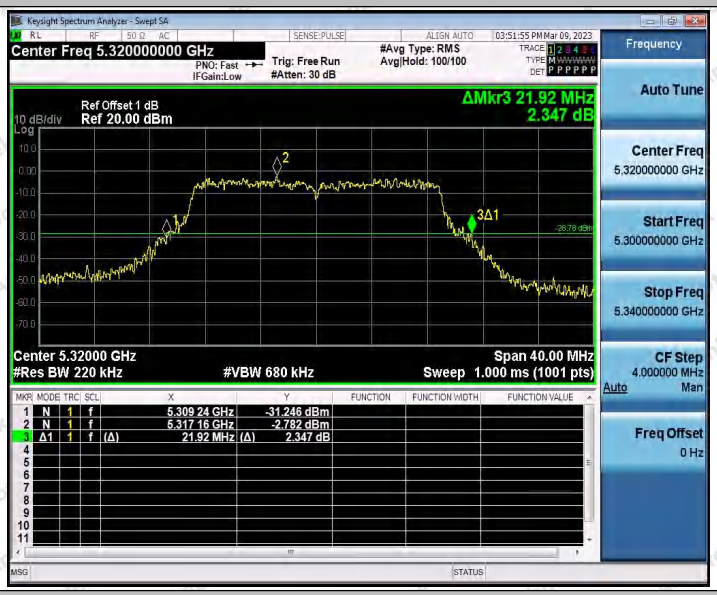

11AC20SISO_Ant1_5500

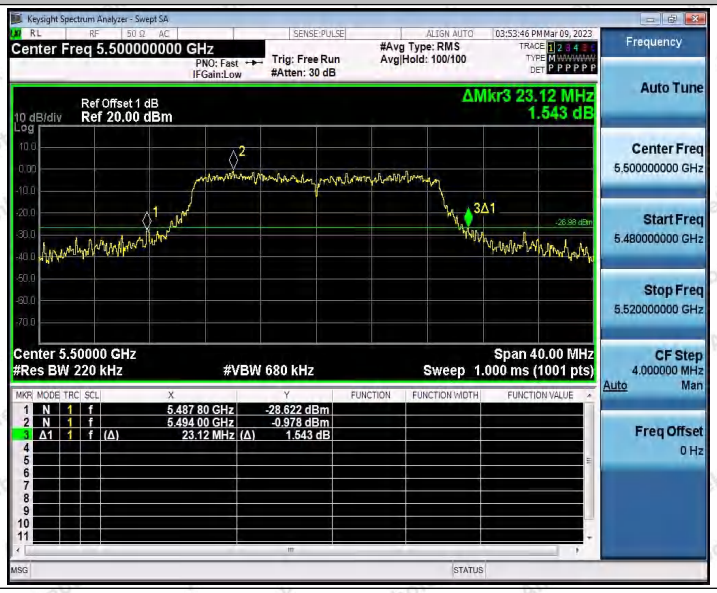

11AC20SISO_Ant1_5580

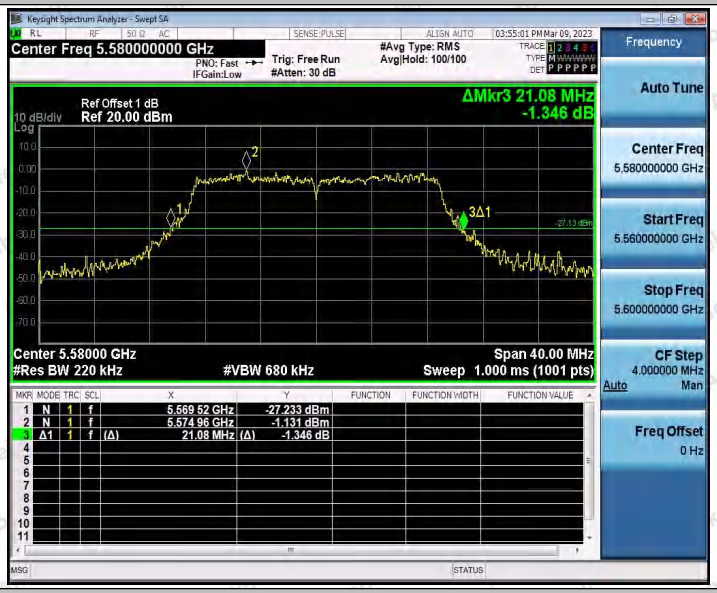

11AC20SISO_Ant1_5700

11AC20SISO_Ant1_5745

11AC20SISO_Ant1_5785

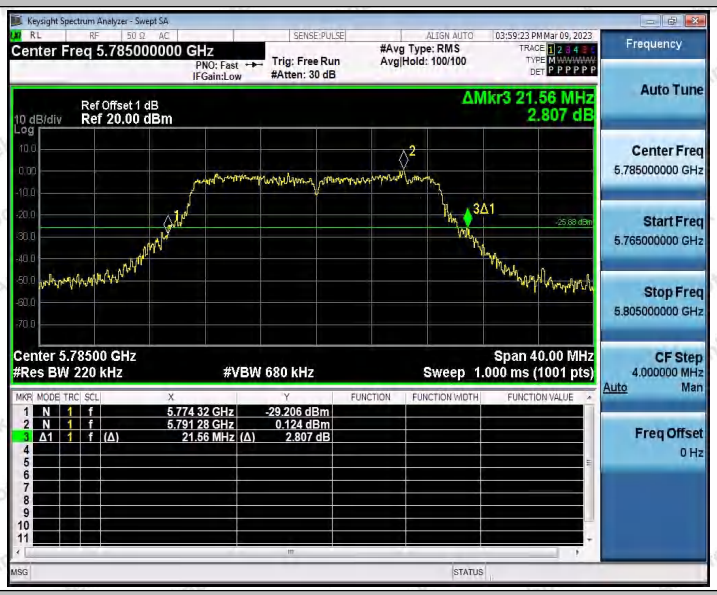

11AC20SISO_Ant1_5825

11AC40SISO_Ant1_5190

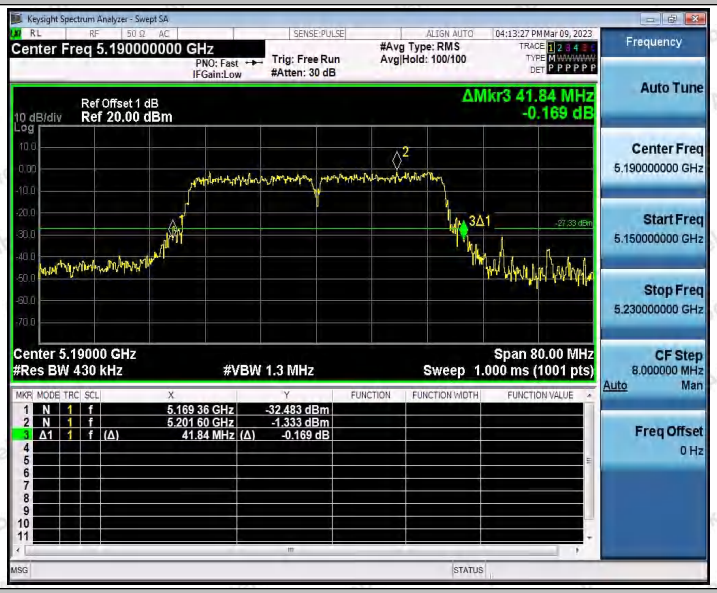

11AC40SISO_Ant1_5230

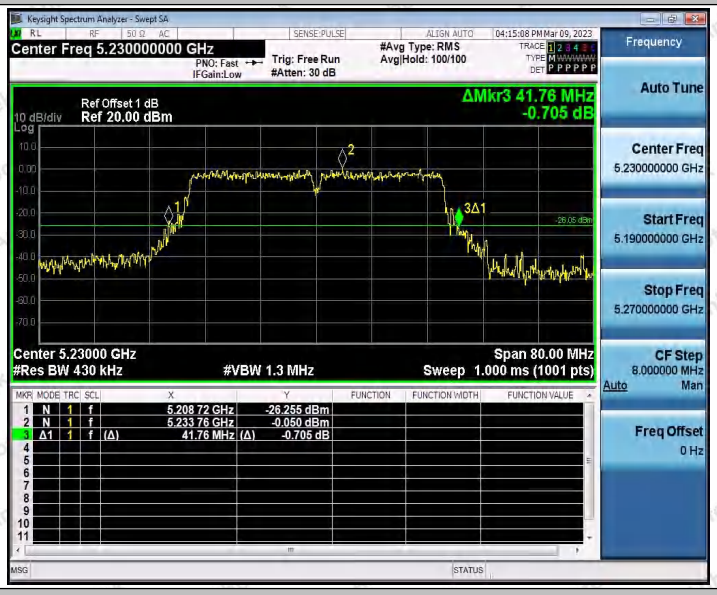

11AC40SISO_Ant1_5270

11AC40SISO_Ant1_5310

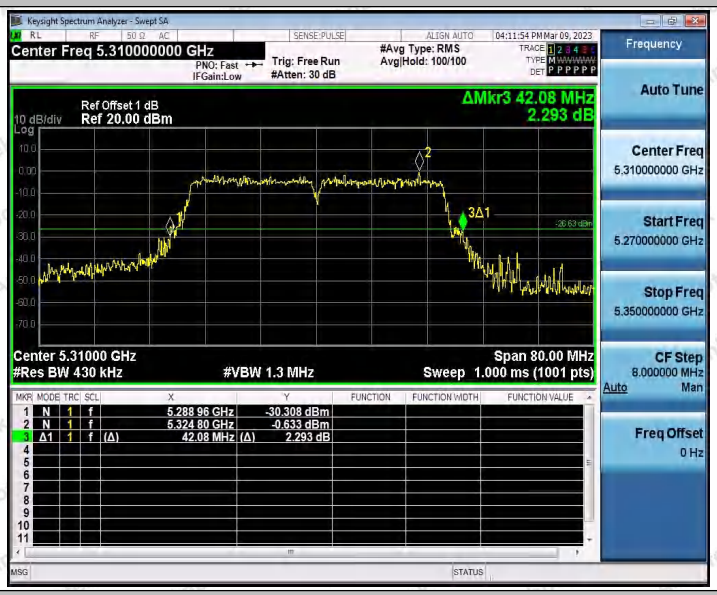

11AC40SISO_Ant1_5510

11AC40SISO_Ant1_5550

11AC40SISO_Ant1_5670

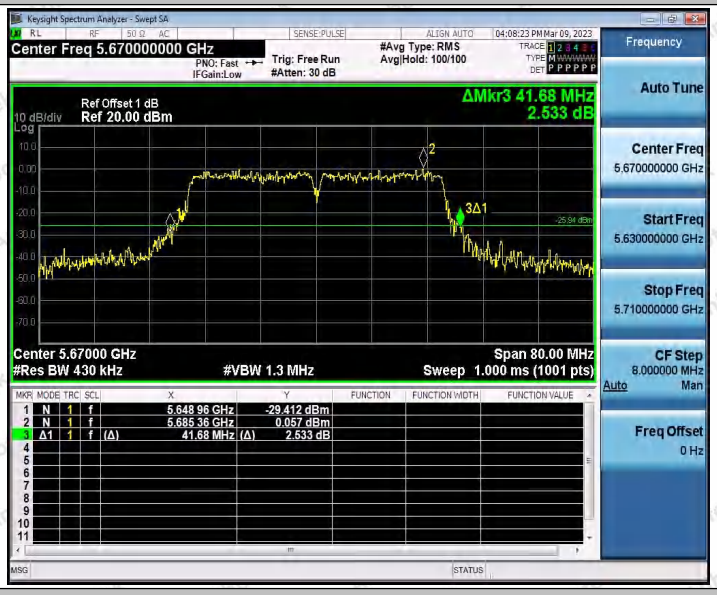

11AC40SISO_Ant1_5755

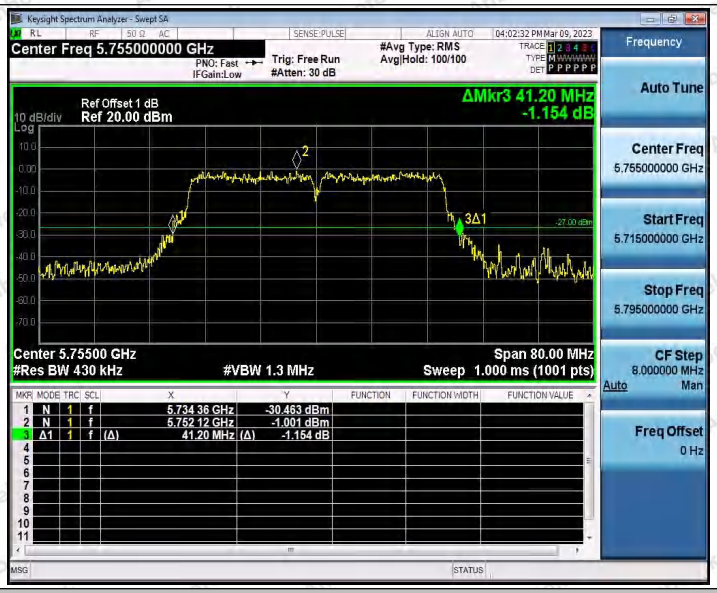

11AC40SISO_Ant1_5795

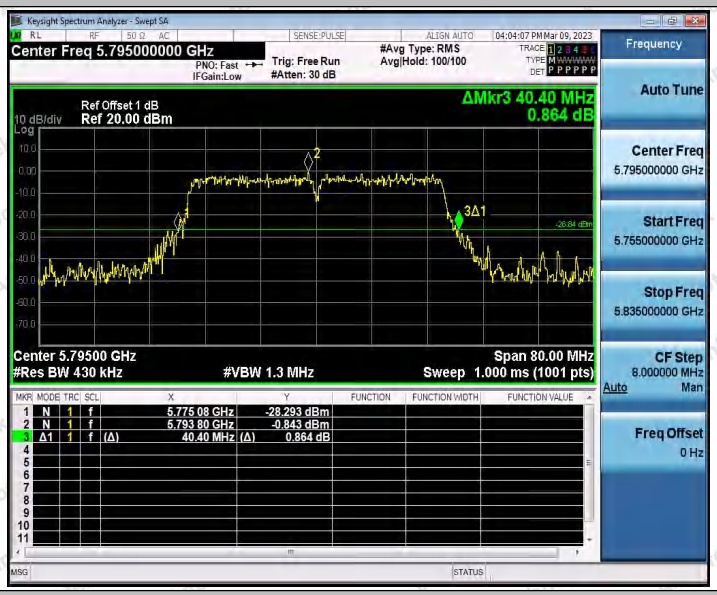

11AC80SISO_Ant1_5210

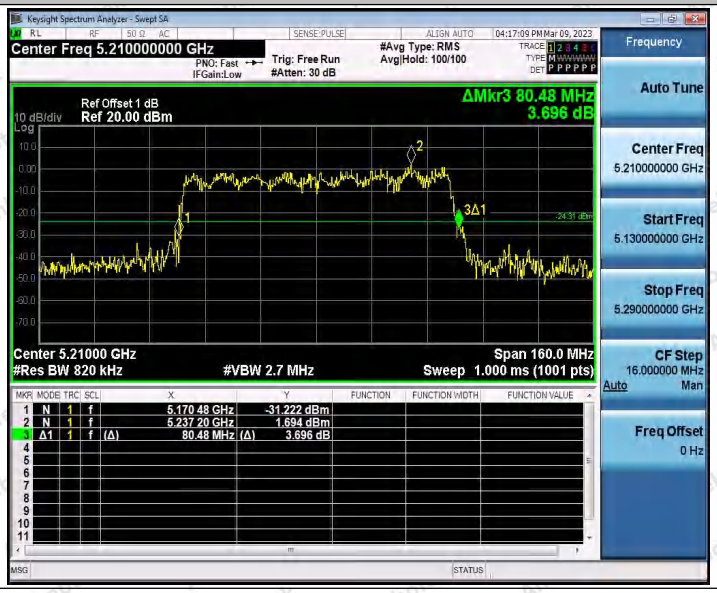

11AC80SISO_Ant1_5290

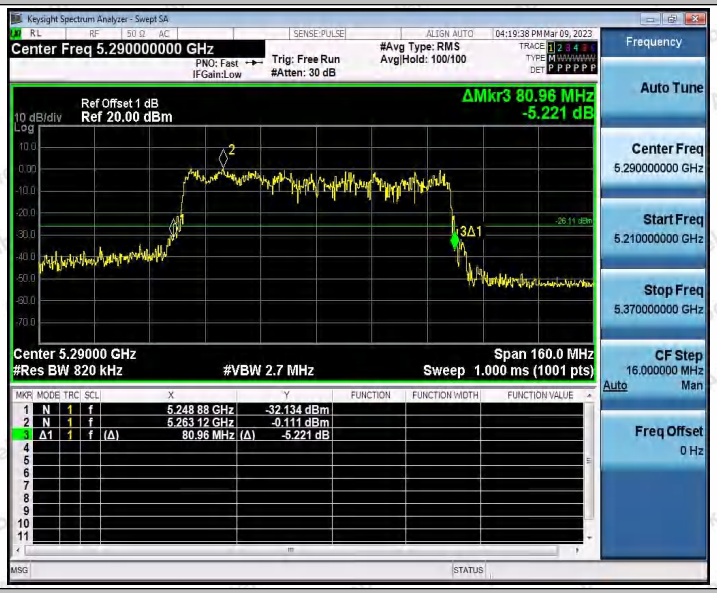

11AC80SISO_Ant1_5530

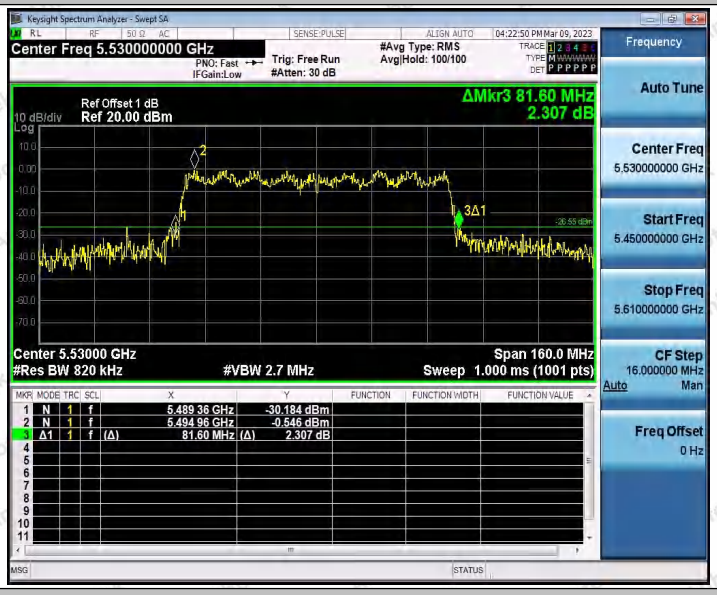

11AC80SISO_Ant1_5775

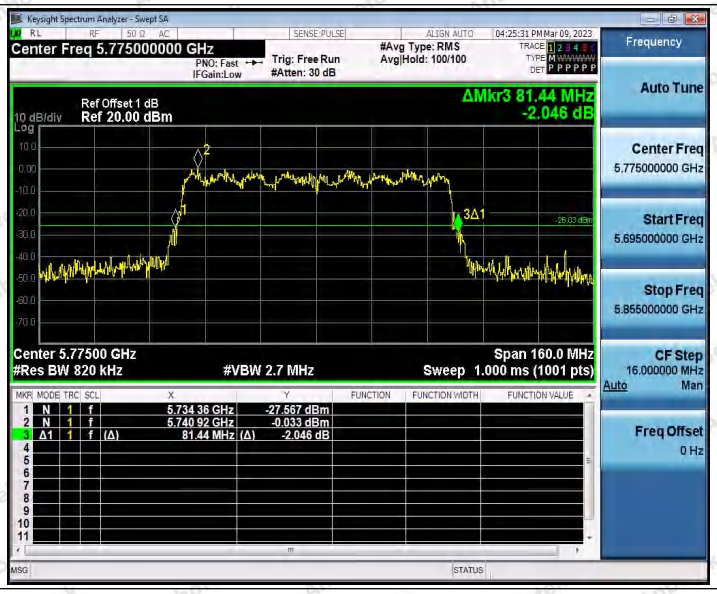
Keysight Spectrum Analyzer - Swept SA
Center Freq 5.775000000 GHz
PNO: Fast
IFGain:Low
Trig: Free Run
#Atten: 30 dB
#Avg Type: RMS
Avg|Hold: 100/100
04:25:31 PM Mar 09, 2023
Ref Offset 1 dB
10 dB/div
Ref 20.00 dBm
ΔMkr3 81.44 MHz
-2.046 dB
Center 5.77500 GHz
#Res BW 820 kHz
#VBW 2.7 MHz
Span 160.0 MHz
Sweep 1.000 ms (1001 pts)
1 N 1 f 5.734 36 GHz -27.567 dBm
2 N 1 f 5.740 92 GHz -0.033 dBm
3 Δ1 1 f (Δ) 81.44 MHz (Δ) -2.046 dB
Frequency
Auto Tune
Center Freq
5.775000000 GHz
Start Freq
5.695000000 GHz
Stop Freq
5.855000000 GHz
CF Step
16.000000 MHz
Auto Man
Freq Offset
0 Hz

Appendix A2: Occupied channel bandwidth

Test Result

Test Mode	Antenna	Frequency[MHz]	OCB [MHz]	FL[MHz]	FH[MHz]
11A	Ant1	5180	17.126	5171.4644	5188.5904
		5200	17.155	5191.4993	5208.6543
		5240	17.066	5231.5019	5248.5679
		5260	17.018	5251.4868	5268.5048
		5280	17.212	5271.3367	5288.5487
		5320	17.064	5311.5010	5328.5650
		5500	17.202	5491.4305	5508.6325
		5580	17.063	5571.4724	5588.5354
		5700	17.087	5691.4933	5708.5803
		5745	16.987	5736.5591	5753.5461
		5785	17.093	5776.4879	5793.5809
		5825	17.181	5816.3714	5833.5524
11N20SISO	Ant1	5180	18.013	5171.1155	5189.1285
		5200	18.104	5190.9903	5209.0943
		5240	18.140	5230.9162	5249.0562
		5260	18.042	5250.9869	5269.0289
		5280	18.058	5270.9919	5289.0499
		5320	18.057	5311.0152	5329.0722
		5500	18.285	5490.9033	5509.1883
		5580	18.139	5570.9655	5589.1045
		5700	18.114	5690.9650	5709.0790
		5745	18.150	5735.9295	5754.0795
		5785	18.180	5775.9299	5794.1099
		5825	18.146	5815.9238	5834.0698
11N40SISO	Ant1	5190	36.636	5171.8641	5208.5001
		5230	36.656	5211.8161	5248.4721
		5270	36.639	5251.6611	5288.3001
		5310	36.651	5291.6539	5328.3049
		5510	36.898	5491.5973	5528.4953
		5550	36.677	5531.6505	5568.3275
		5670	36.610	5651.7640	5688.3740
		5755	36.447	5736.8211	5773.2681
		5795	36.582	5776.7367	5813.3187
11AC20SISO	Ant1	5180	18.113	5171.0342	5189.1472
		5200	18.183	5190.9330	5209.1160
		5240	18.167	5230.9259	5249.0929
		5260	18.107	5250.9724	5269.0794
		5280	17.985	5270.9944	5288.9794

		5320	18.103	5310.9427	5329.0457
		5500	18.302	5490.9184	5509.2204
		5580	18.079	5570.9887	5589.0677
		5700	18.070	5690.9777	5709.0477
		5745	18.151	5735.9373	5754.0883
		5785	18.059	5775.9658	5794.0248
		5825	18.069	5815.9799	5834.0489
11AC40SISO	Ant1	5190	36.484	5171.9211	5208.4051
		5230	36.560	5211.8402	5248.4002
		5270	36.584	5251.7561	5288.3401
		5310	36.498	5291.7102	5328.2082
		5510	36.818	5491.6631	5528.4811
		5550	36.415	5531.8520	5568.2670
		5670	36.571	5651.7866	5688.3576
		5755	36.432	5736.8487	5773.2807
		5795	36.505	5776.7648	5813.2698
11AC80SISO	Ant1	5210	76.006	5172.2942	5248.3002
		5290	76.026	5251.9711	5327.9971
		5530	76.356	5492.0264	5568.3824
		5775	76.133	5737.0204	5813.1534

Test Graphs

11A_Ant1_5180

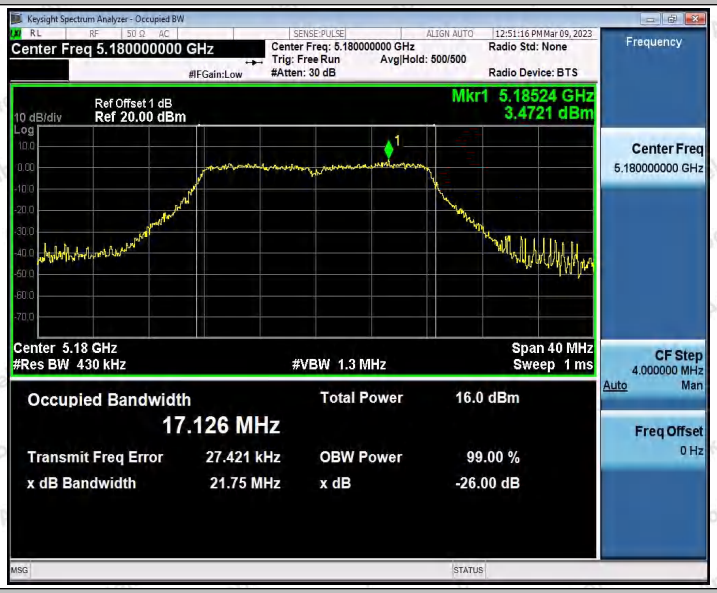

11A_Ant1_5200

11A_Ant1_5240

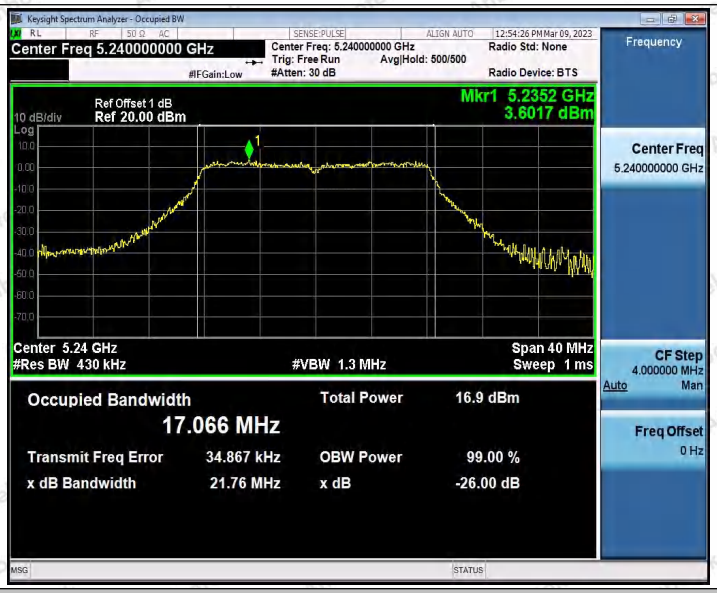

11A_Ant1_5260

11A_Ant1_5280

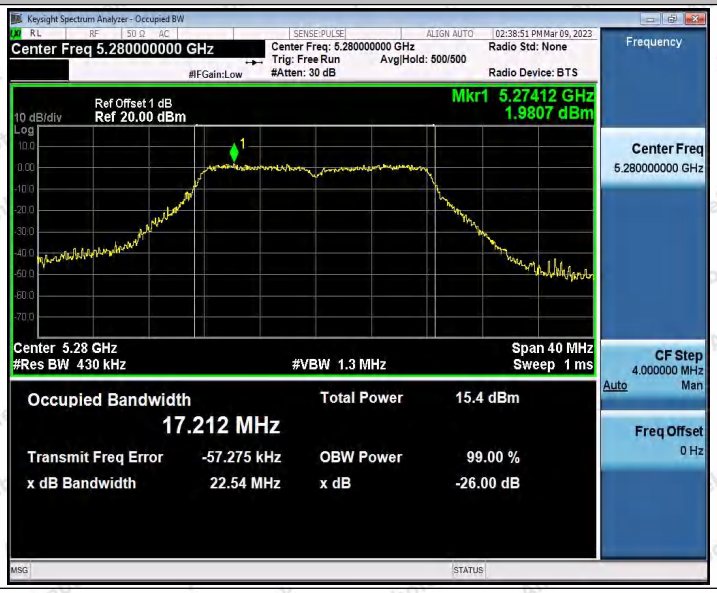

11A_Ant1_5320

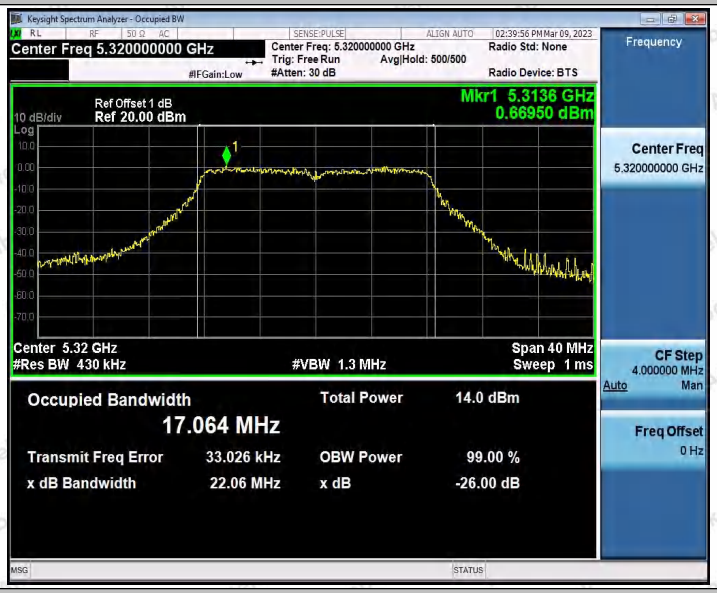

11A_Ant1_5500

11A_Ant1_5580

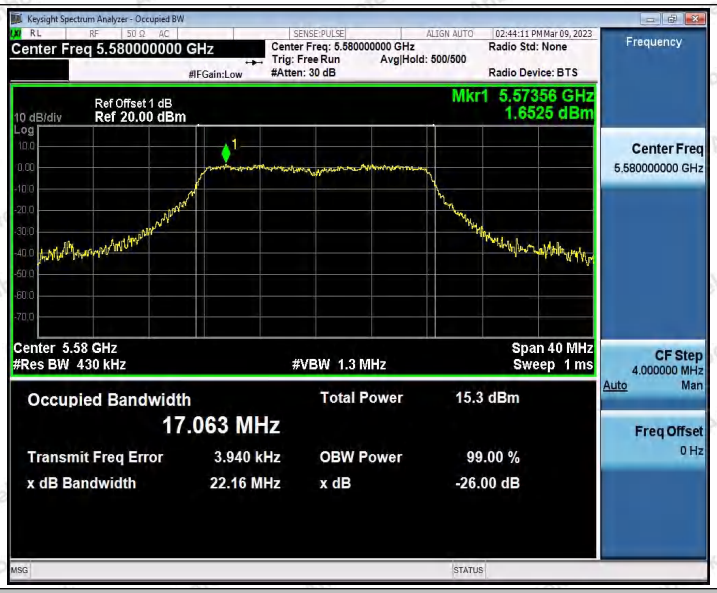

11A_Ant1_5700

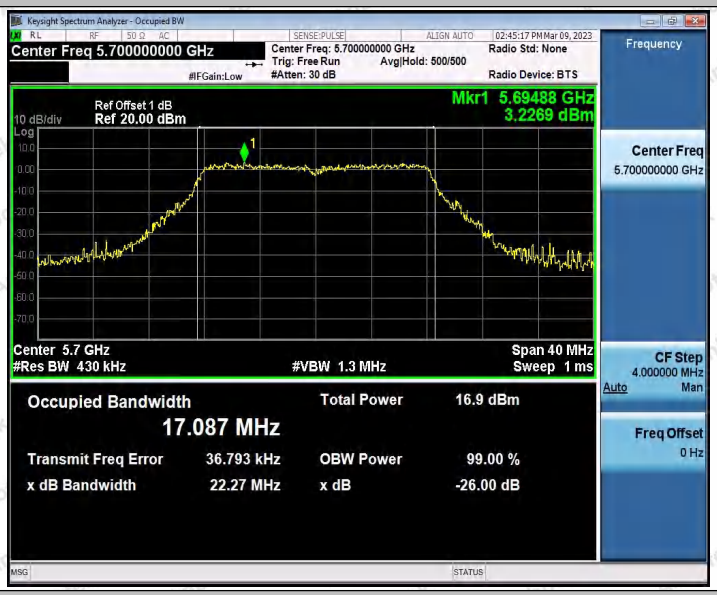

11A_Ant1_5745

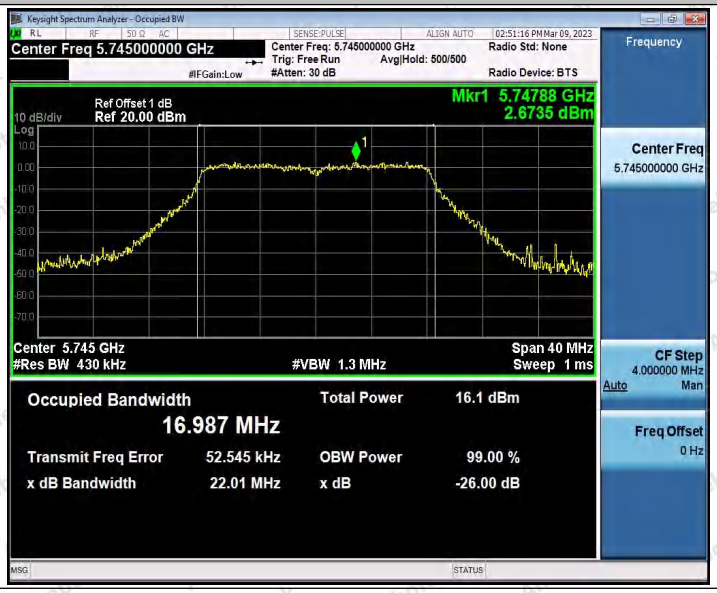

11A_Ant1_5785

11A_Ant1_5825

11N20SISO_Ant1_5180

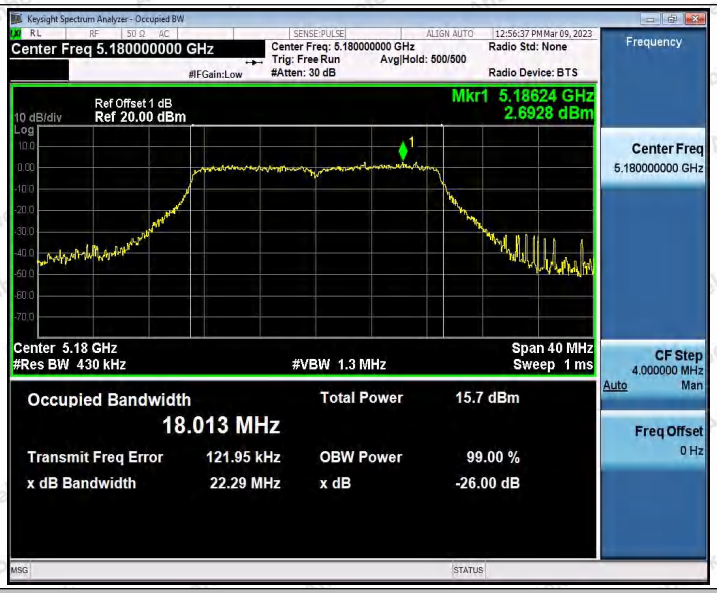

11N20SISO_Ant1_5200

11N20SISO_Ant1_5240

11N20SISO_Ant1_5260

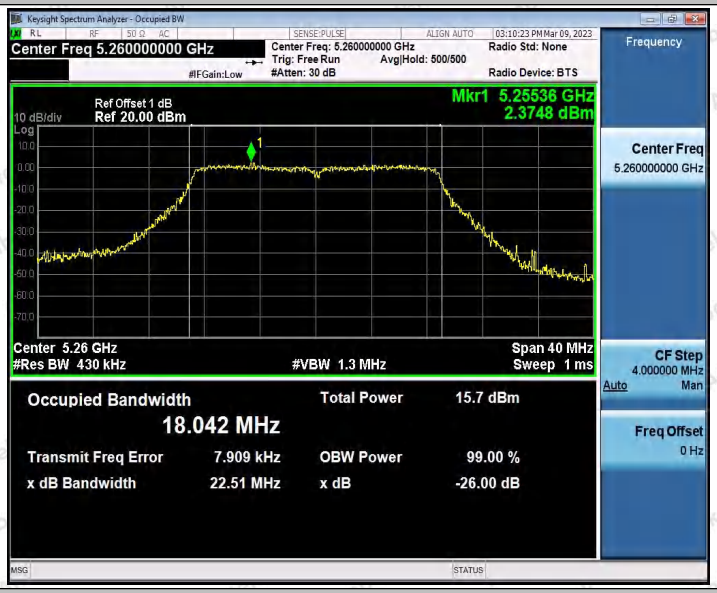

11N20SISO_Ant1_5280

11N20SISO_Ant1_5320

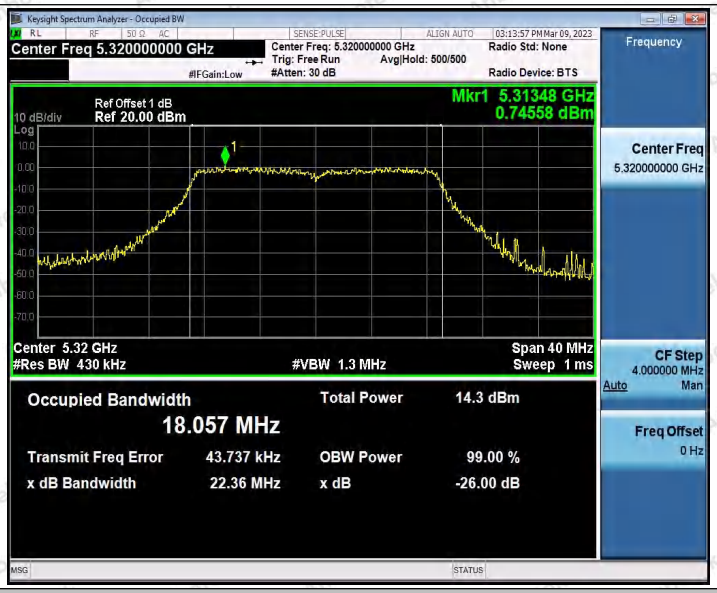

11N20SISO_Ant1_5500

11N20SISO_Ant1_5580

11N20SISO_Ant1_5700

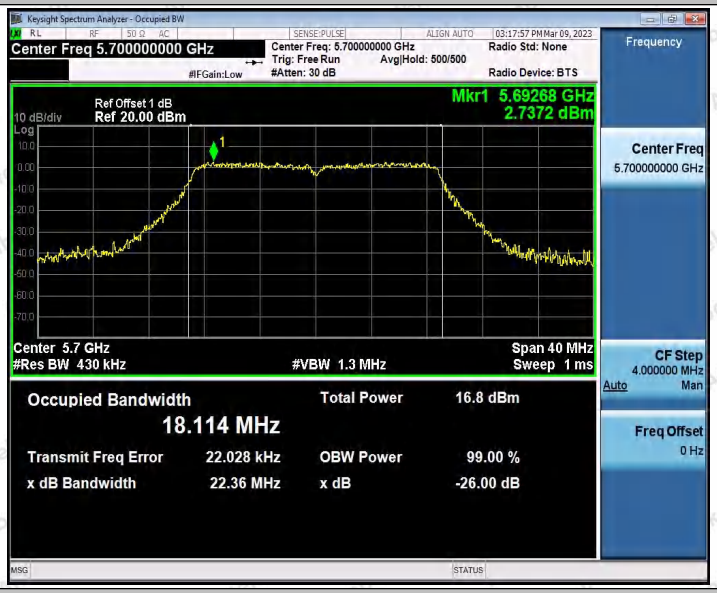

11N20SISO_Ant1_5745

11N20SISO_Ant1_5785

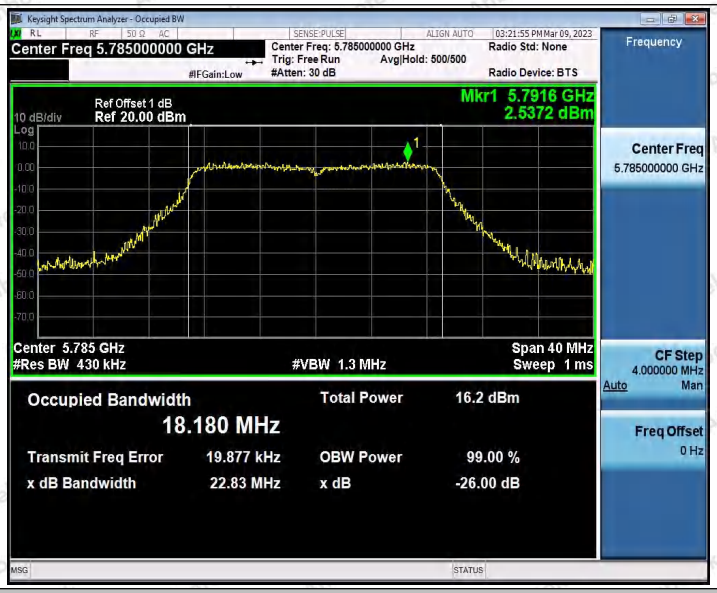

11N20SISO_Ant1_5825

11N40SISO_Ant1_5190

11N40SISO_Ant1_5230

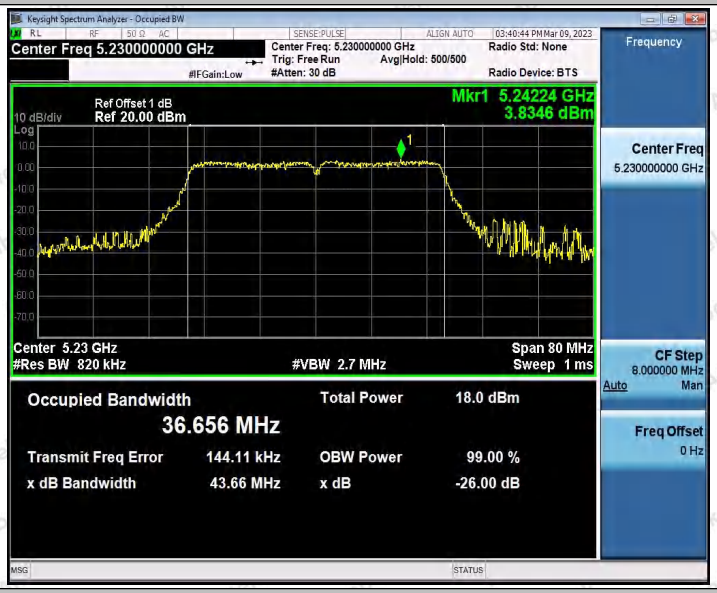

11N40SISO_Ant1_5270

11N40SISO_Ant1_5310

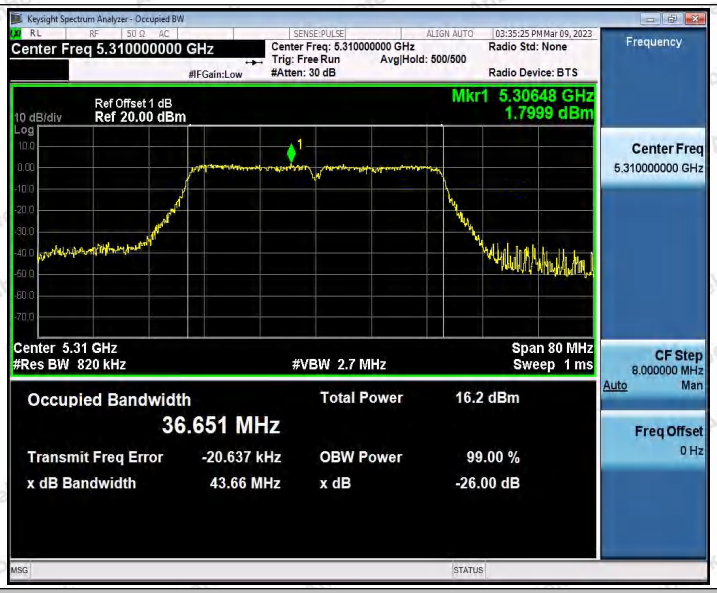

11N40SISO_Ant1_5510

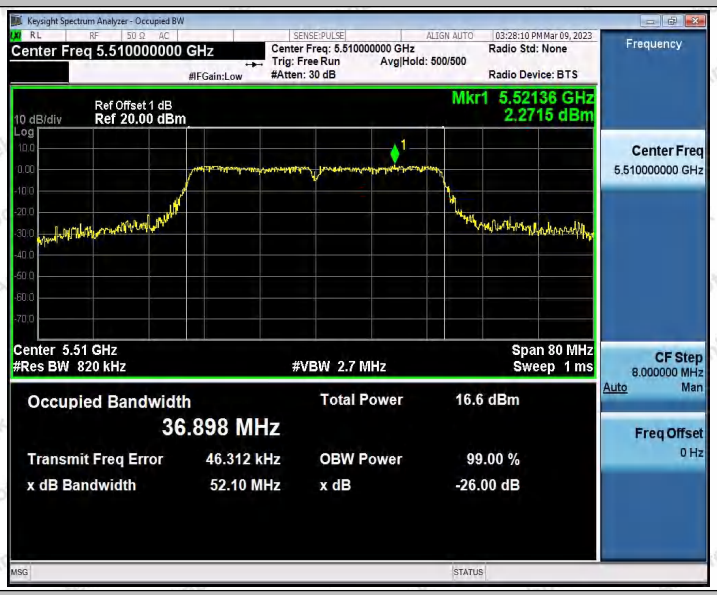
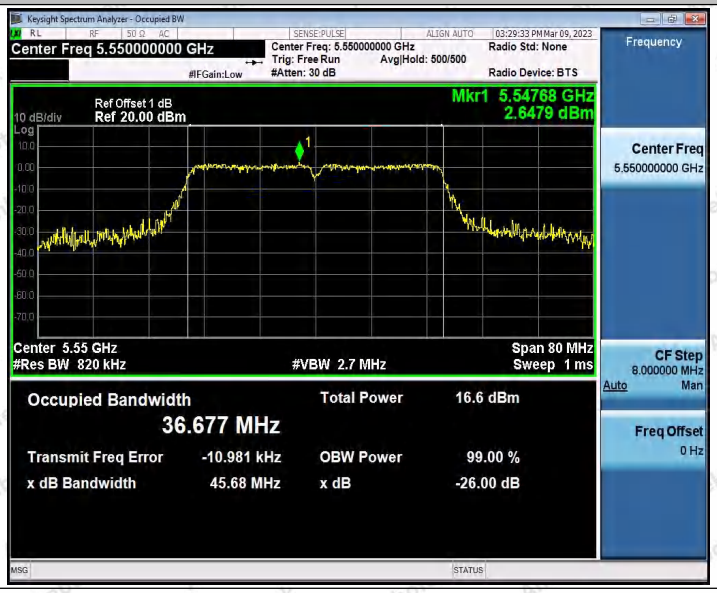
11N40SISO_Ant1_5550