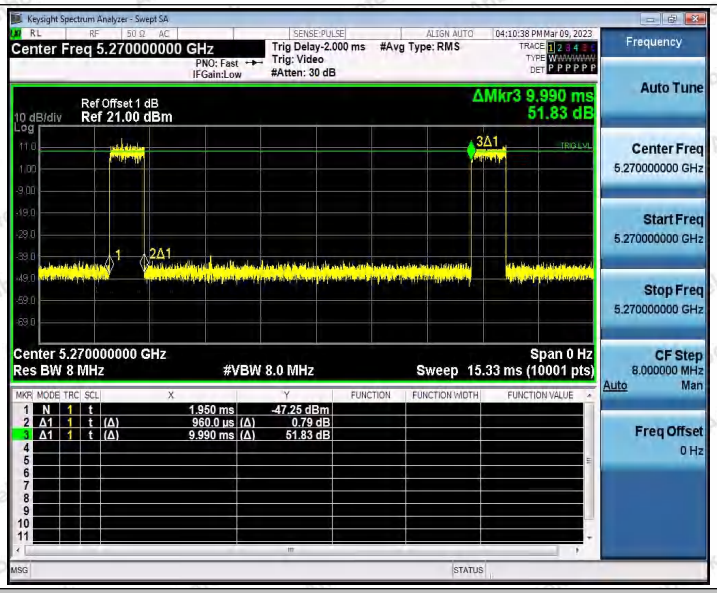

11AC40SISO_Ant1_5310

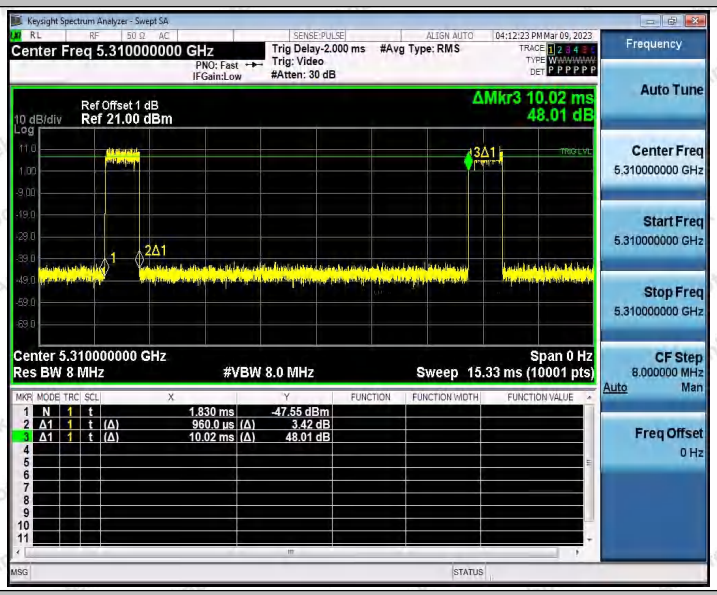

11AC40SISO_Ant1_5510

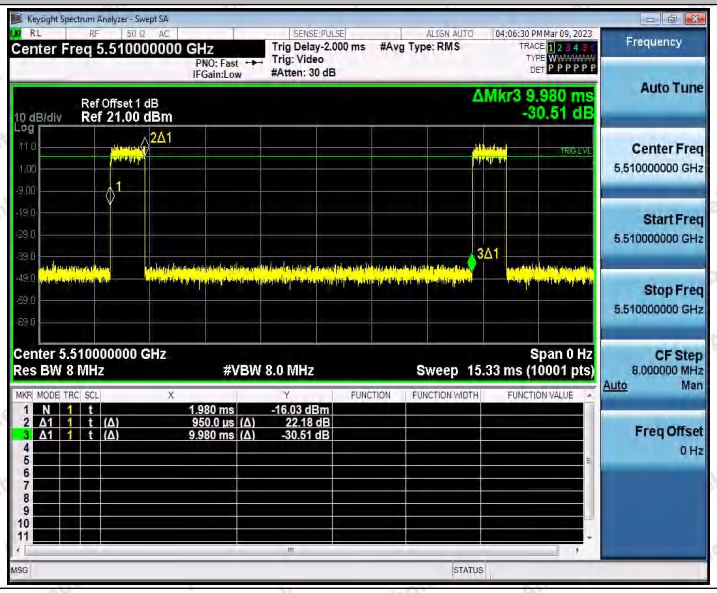

11AC40SISO_Ant1_5550

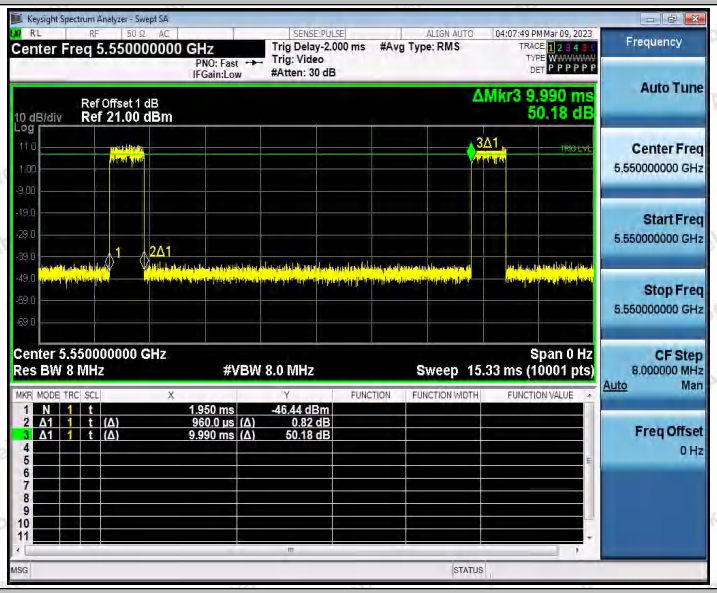

11AC40SISO_Ant1_5670

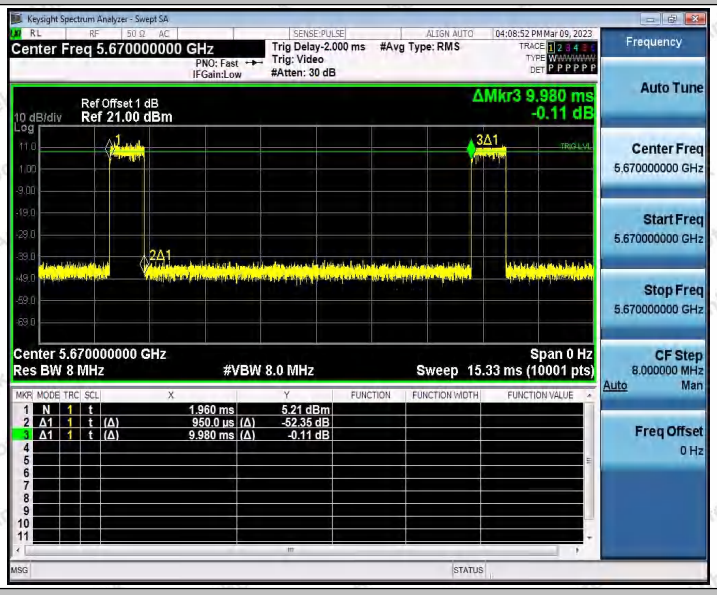

11AC40SISO_Ant1_5755

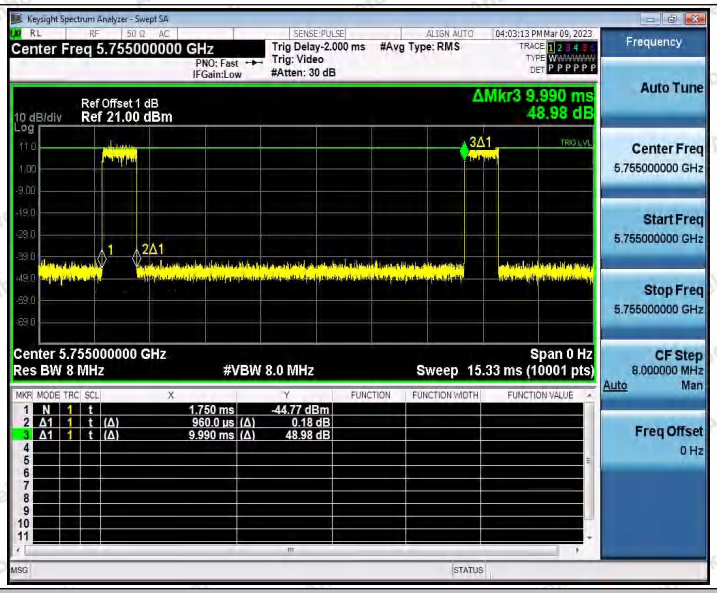

11AC40SISO_Ant1_5795

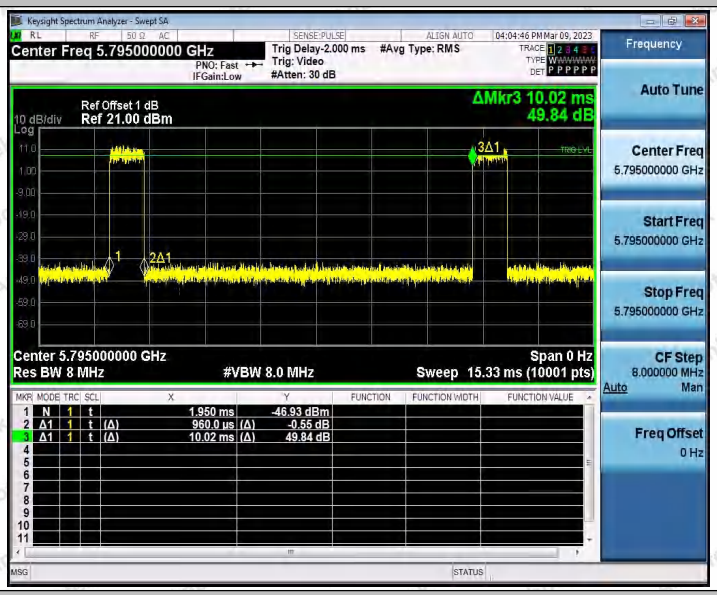

11AC80SISO_Ant1_5210

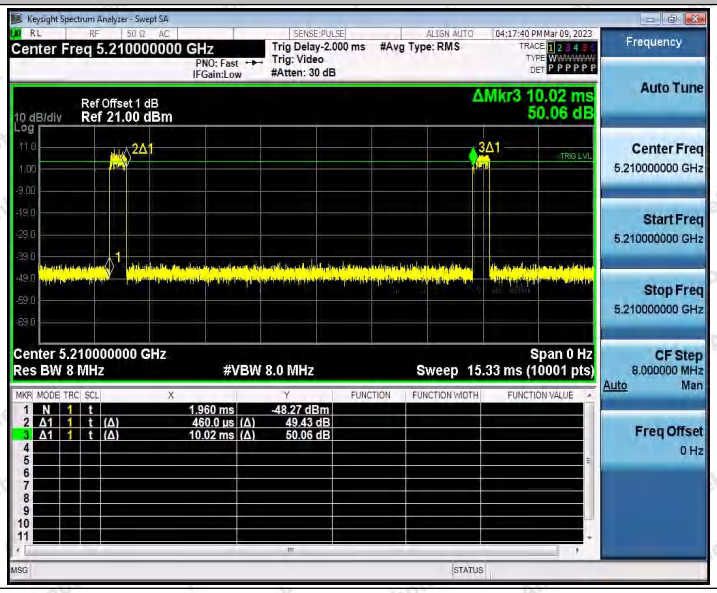

11AC80SISO_Ant1_5290

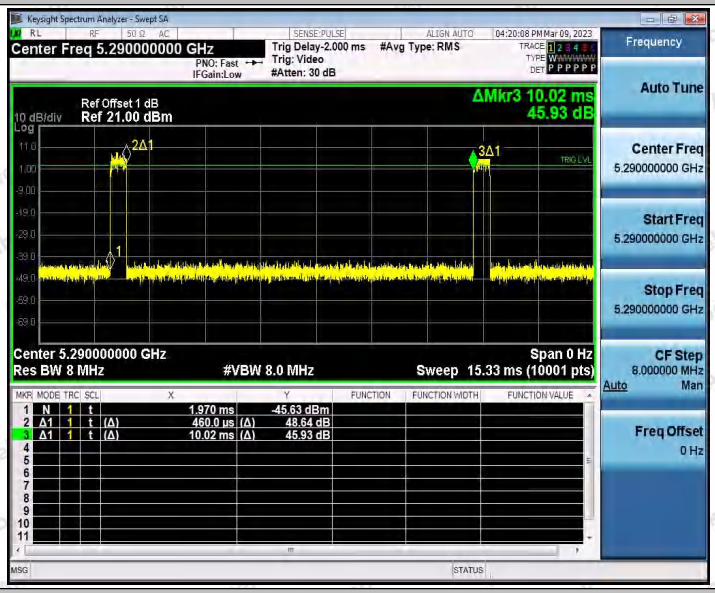

11AC80SISO_Ant1_5530

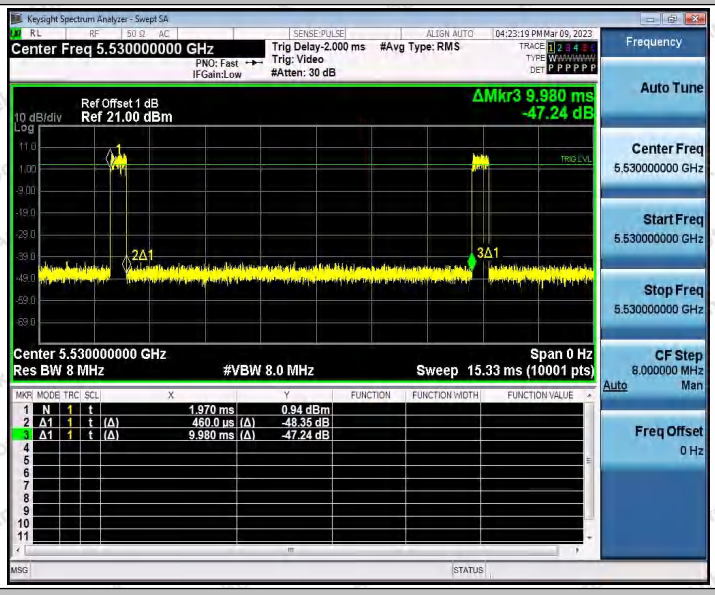

11AC80SISO_Ant1_5775

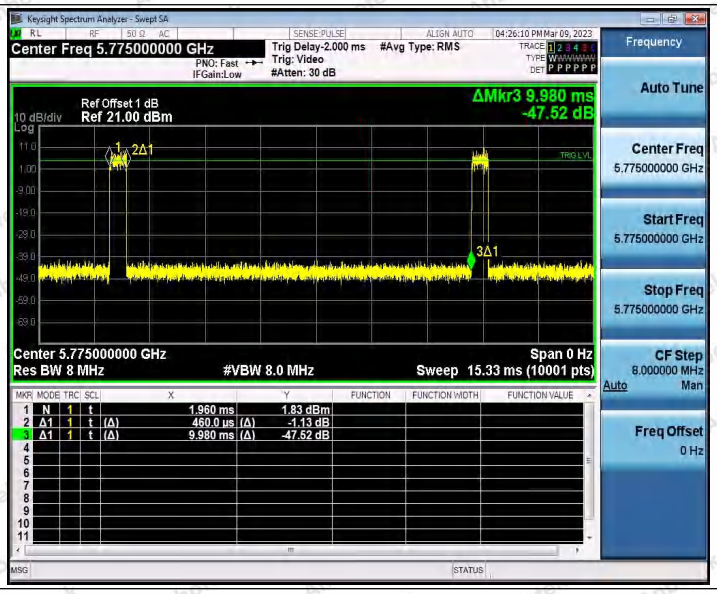
Keysight Spectrum Analyzer - Swept SA
Center Freq 5.775000000 GHz
Trig Delay-2.000 ms
Trig: Video
#Atten: 30 dB
#Avg Type: RMS
Ref Offset 1 dB
10 dB/div
Ref 21.00 dBm
ΔMkr3 9.980 ms
-47.52 dB
Center 5.775000000 GHz
Res BW 8 MHz
#VBW 8.0 MHz
Span 0 Hz
Sweep 15.33 ms (10001 pts)
Frequency
Auto Tune
Center Freq
5.775000000 GHz
Start Freq
5.775000000 GHz
Stop Freq
5.775000000 GHz
CF Step
8.000000 MHz
Auto
Man
Freq Offset
0 Hz
1 N 1 t 1.960 ms 1.83 dBm
2 Δ1 1 t (Δ) 460.0 µs (Δ) -1.13 dB
3 Δ1 1 t (Δ) 9.980 ms (Δ) -47.52 dB

Appendix C: Maximum conducted output power

Test Result Channel Power

Test Mode	Antenna	Frequency [MHz]	Set Power	Channel Power [dBm]	Duty Cycle [%]	DC Factor [dBm]	Result [dBm]	Limit [dBm]
11A	Ant1	5180	---	14.02	20.64	6.85	20.87	≤23.98
		5200	---	14.77	20.64	6.85	21.62	≤23.98
		5240	---	15.08	20.72	6.84	21.92	≤23.98
		5260	---	13.93	20.72	6.84	20.77	≤23.98
		5280	---	13.54	20.64	6.85	20.39	≤23.98
		5320	---	12.23	20.64	6.85	19.08	≤23.98
		5500	---	13.53	20.58	6.87	20.40	≤23.98
		5580	---	13.45	20.66	6.85	20.30	≤23.98
		5700	---	15.04	20.64	6.85	21.89	≤23.98
		5745	---	14.09	21.35	6.71	20.80	≤30.00
		5785	---	14.37	21.55	6.67	21.04	≤30.00
		5825	---	13.55	20.64	6.85	20.40	≤30.00
11N20SISO	Ant1	5180	---	13.94	19.22	7.16	21.10	≤23.98
		5200	---	14.74	19.16	7.18	21.92	≤23.98
		5240	---	14.92	19.24	7.16	22.08	≤23.98
		5260	---	13.92	19.24	7.16	21.08	≤23.98
		5280	---	13.46	19.10	7.19	20.65	≤23.62
		5320	---	12.51	19.12	7.19	19.70	≤23.98
		5500	---	13.57	19.24	7.16	20.73	≤23.98
		5580	---	13.50	19.16	7.18	20.68	≤23.98
		5700	---	14.95	19.24	7.16	22.11	≤23.98
		5745	---	14.33	19.16	7.18	21.51	≤30.00
		5785	---	14.31	19.18	7.17	21.48	≤30.00
		5825	---	13.61	19.22	7.16	20.77	≤30.00
11N40SISO	Ant1	5190	---	8.84	9.38	10.28	19.12	≤23.98
		5230	---	10.23	9.38	10.28	20.51	≤23.98
		5270	---	13.50	9.48	10.23	23.73	≤23.98
		5310	---	13.05	9.51	10.22	23.27	≤23.98
		5510	---	8.54	9.41	10.26	18.80	≤23.98
		5550	---	9.16	9.41	10.26	19.42	≤23.98
		5670	---	10.60	9.51	10.22	20.82	≤23.98
		5755	---	14.30	9.51	10.22	24.52	≤30.00
		5795	---	14.18	9.41	10.26	24.44	≤30.00
11AC20SISO	Ant1	5180	---	13.74	19.28	7.15	20.89	≤23.98
		5200	---	14.31	19.42	7.12	21.43	≤23.98

		5240	---	14.85	19.28	7.15	22.00	≤23.98
		5260	---	13.88	19.34	7.14	21.02	≤23.98
		5280	---	13.30	19.26	7.15	20.45	≤23.98
		5320	---	12.44	19.36	7.13	19.57	≤23.98
		5500	---	13.56	19.28	7.15	20.71	≤23.98
		5580	---	13.39	19.36	7.13	20.52	≤23.98
		5700	---	14.83	19.36	7.13	21.96	≤23.98
		5745	---	14.14	19.36	7.13	21.27	≤30.00
		5785	---	14.30	19.26	7.15	21.45	≤30.00
		5825	---	13.33	19.34	7.14	20.47	≤30.00
11AC40SISO	Ant1	5190	---	9.03	9.49	10.23	19.26	≤23.98
		5230	---	10.00	9.58	10.19	20.19	≤23.98
		5270	---	13.76	9.61	10.17	23.93	≤23.98
		5310	---	12.97	9.58	10.19	23.16	≤23.98
		5510	---	8.93	9.52	10.21	19.14	≤23.98
		5550	---	13.59	9.61	10.17	23.76	≤23.98
		5670	---	10.77	9.52	10.21	20.98	≤23.98
		5755	---	14.40	9.61	10.17	24.57	≤30.00
		5795	---	14.18	9.58	10.19	24.37	≤30.00
11AC80SISO	Ant1	5210	---	8.62	4.59	13.38	22.00	≤23.98
		5290	---	8.63	4.59	13.38	22.01	≤23.98
		5530	---	8.47	4.61	13.36	21.83	≤23.98
		5775	---	13.84	4.61	13.36	27.20	≤30.00

Note：The Duty Cycle Factor is compensated in the graph.

Test Graphs Channel Power

11A_Ant1_5180

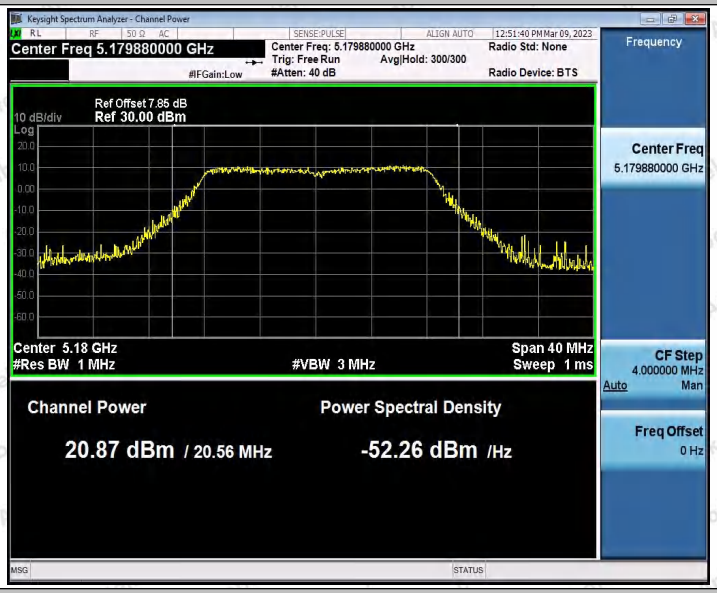

11A_Ant1_5200

11A_Ant1_5240

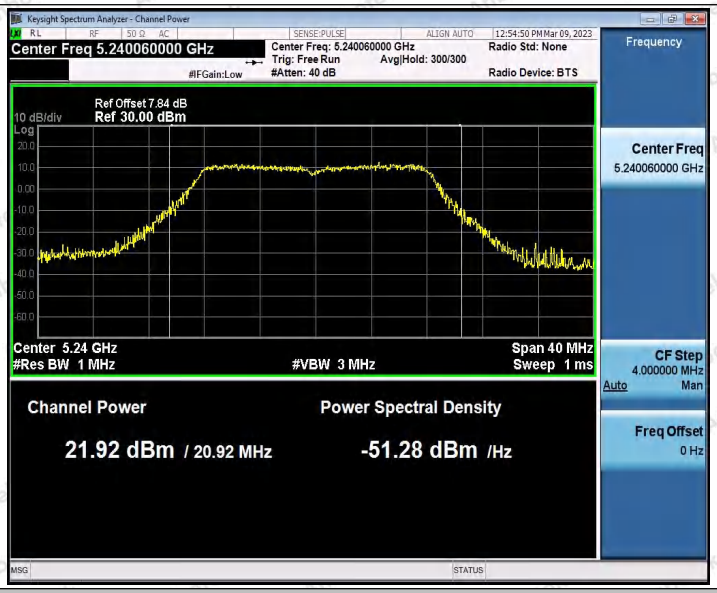

11A_Ant1_5260

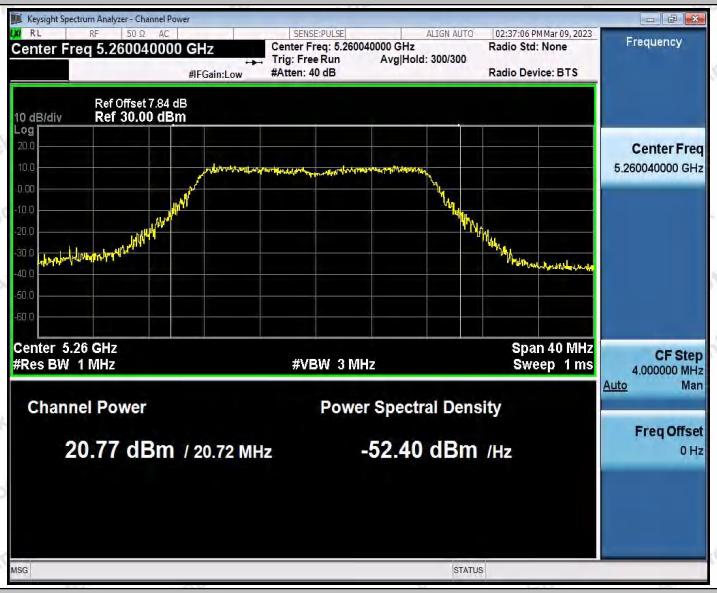

11A_Ant1_5280

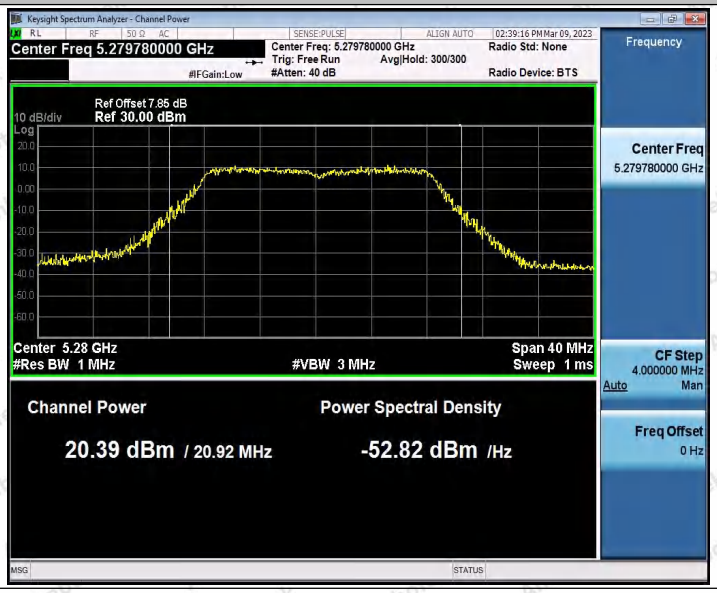

11A_Ant1_5320

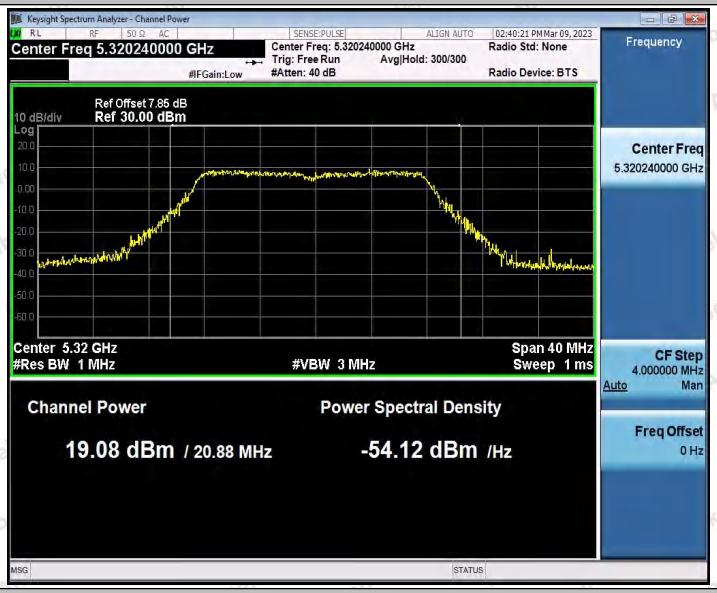

11A_Ant1_5500

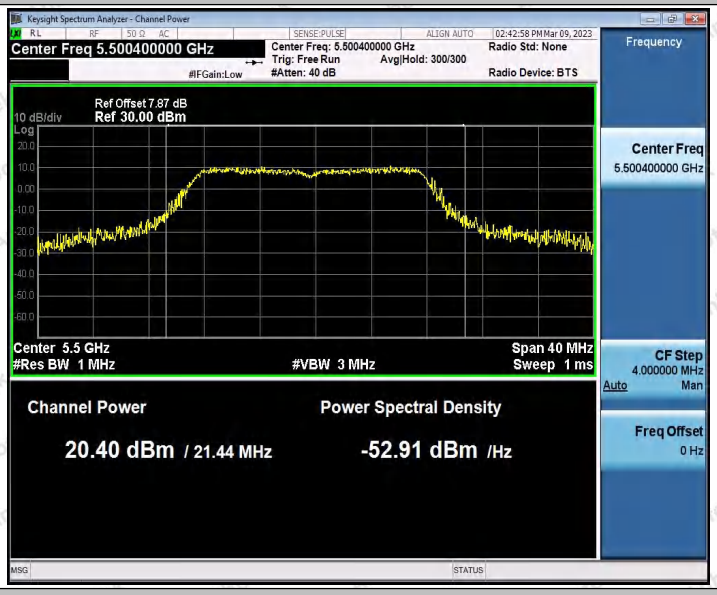

11A_Ant1_5580

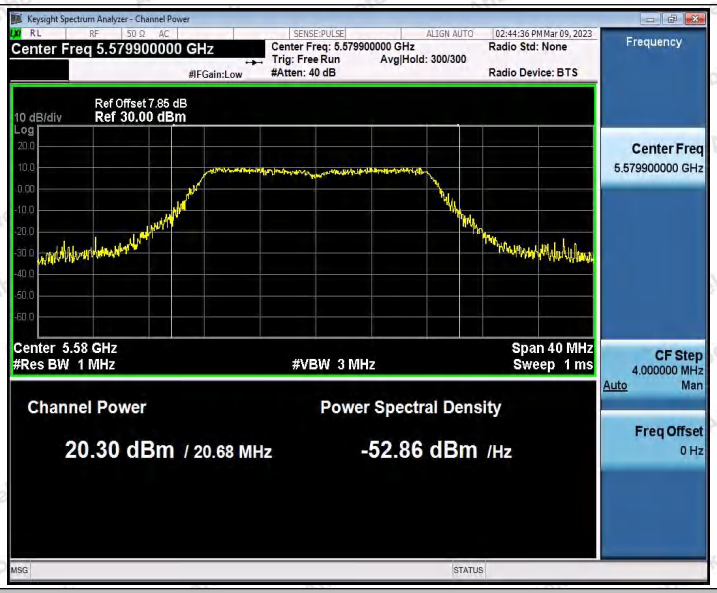

11A_Ant1_5700

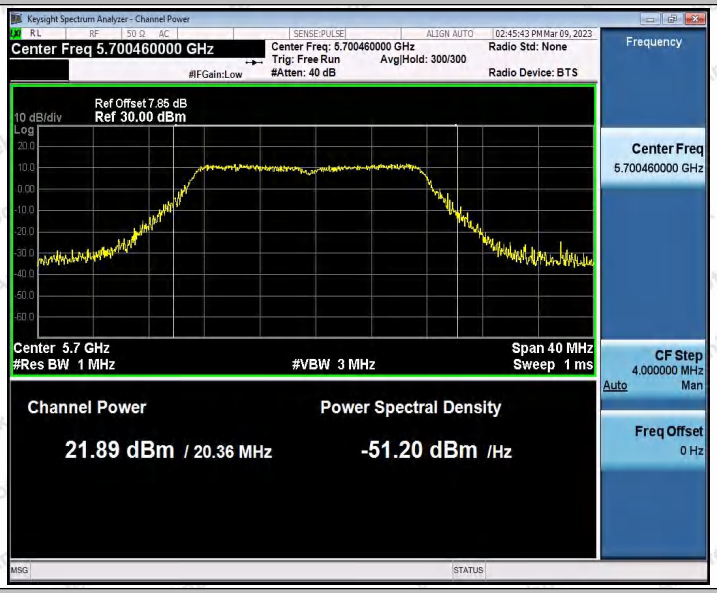

11A_Ant1_5745

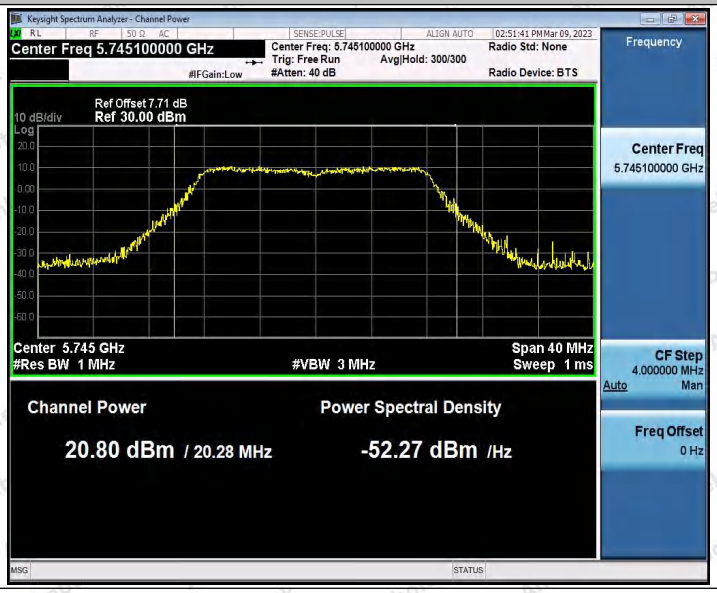

11A_Ant1_5785

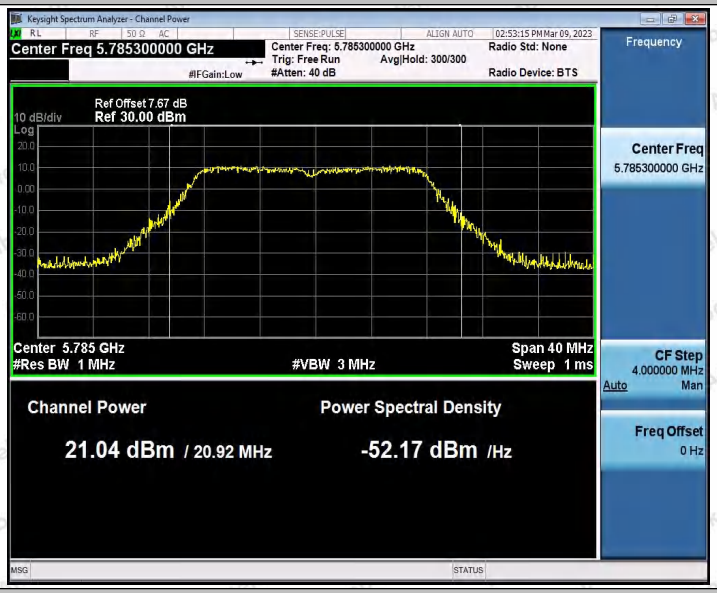

11A_Ant1_5825

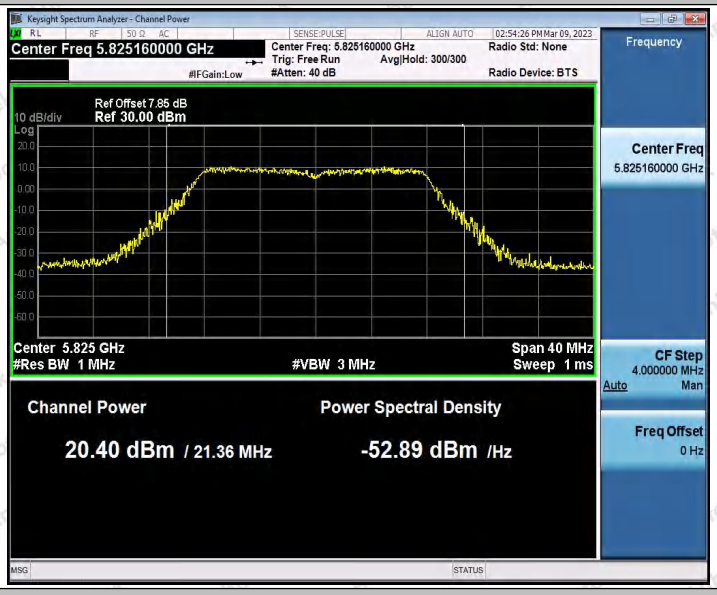

11N20SISO_Ant1_5180

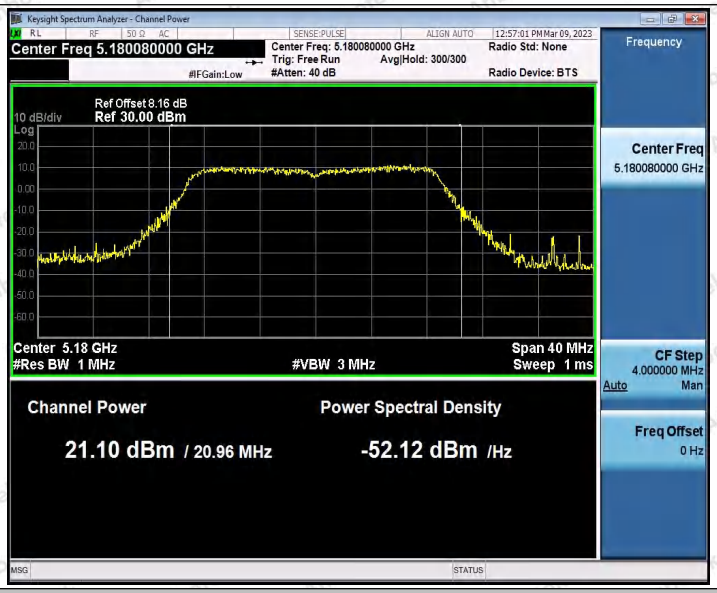

11N20SISO_Ant1_5200

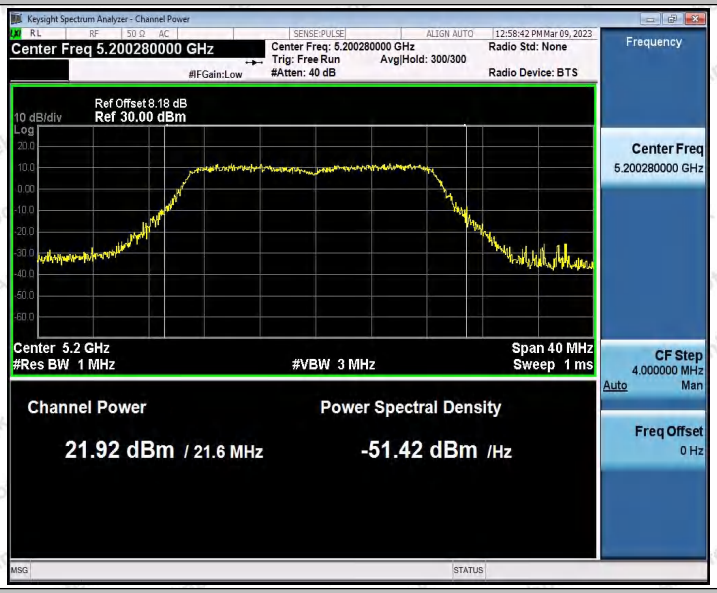

11N20SISO_Ant1_5240

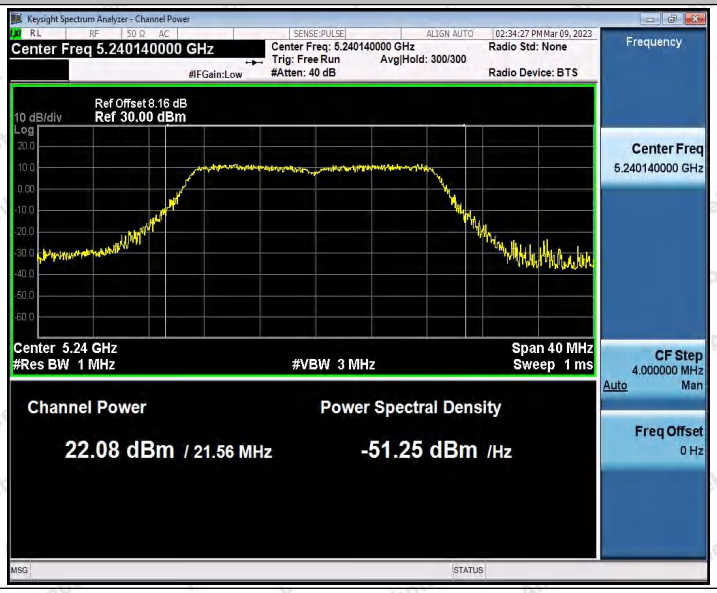

11N20SISO_Ant1_5260

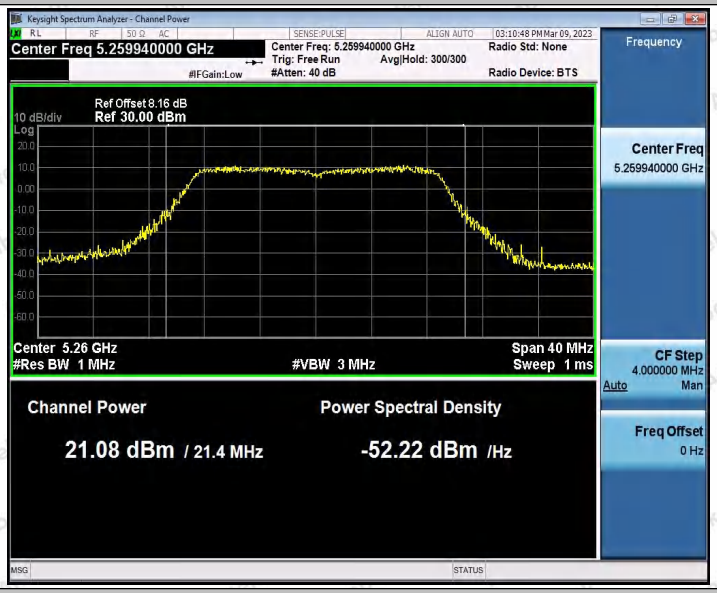

11N20SISO_Ant1_5280

11N20SISO_Ant1_5320

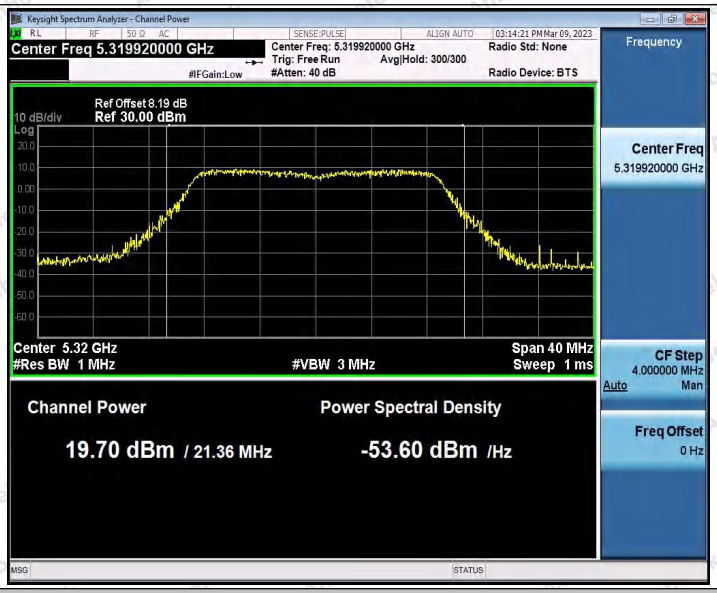

11N20SISO_Ant1_5500

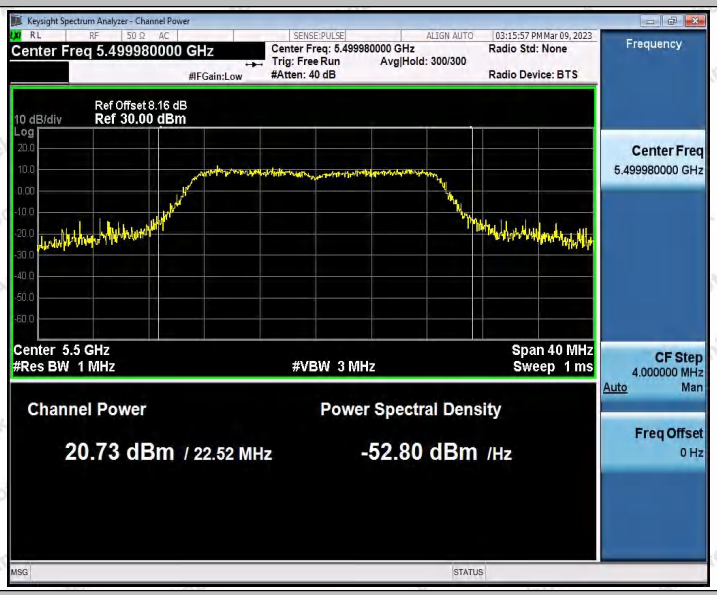

11N20SISO_Ant1_5580

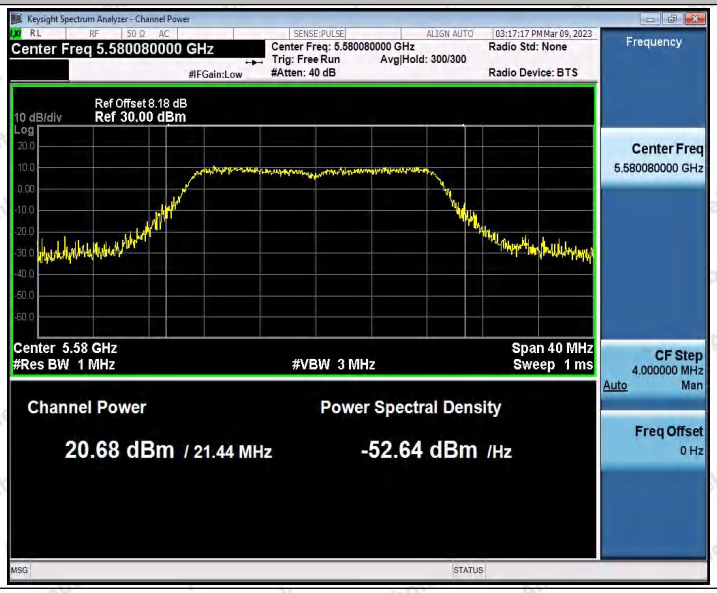

11N20SISO_Ant1_5700

11N20SISO_Ant1_5745

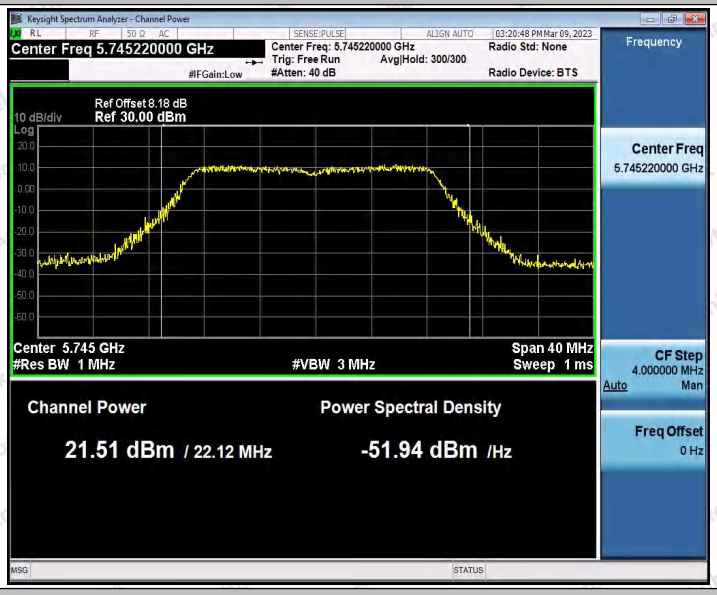

11N20SISO_Ant1_5785

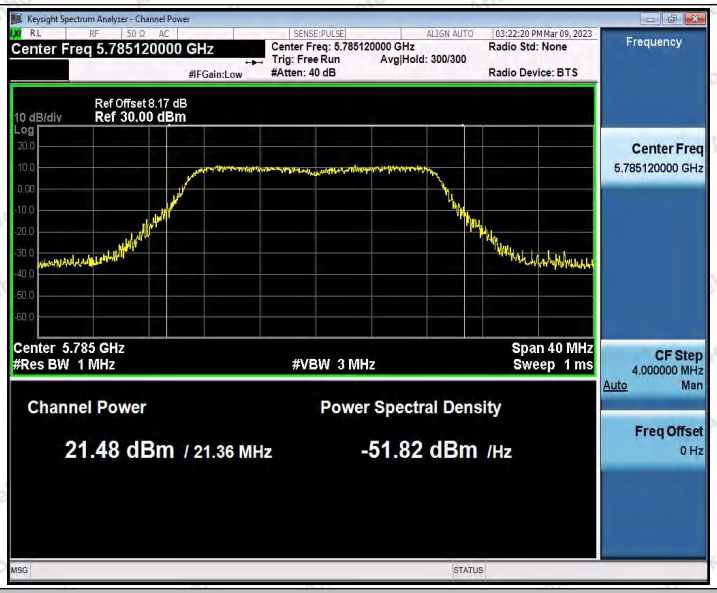

11N20SISO_Ant1_5825

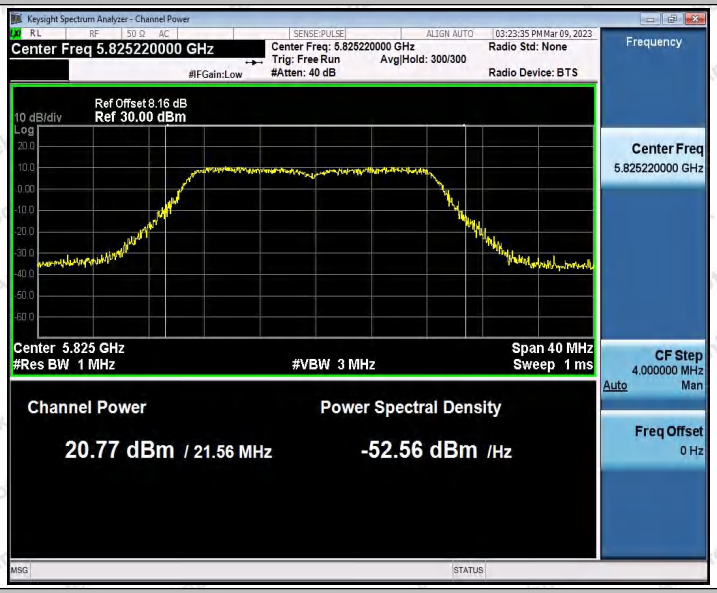

11N40SISO_Ant1_5190

11N40SISO_Ant1_5230

11N40SISO_Ant1_5270

11N40SISO_Ant1_5310

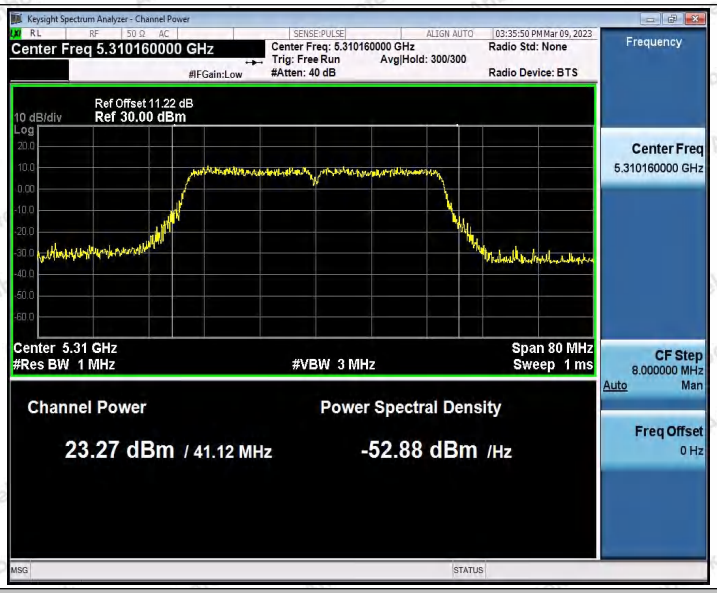

11N40SISO_Ant1_5510

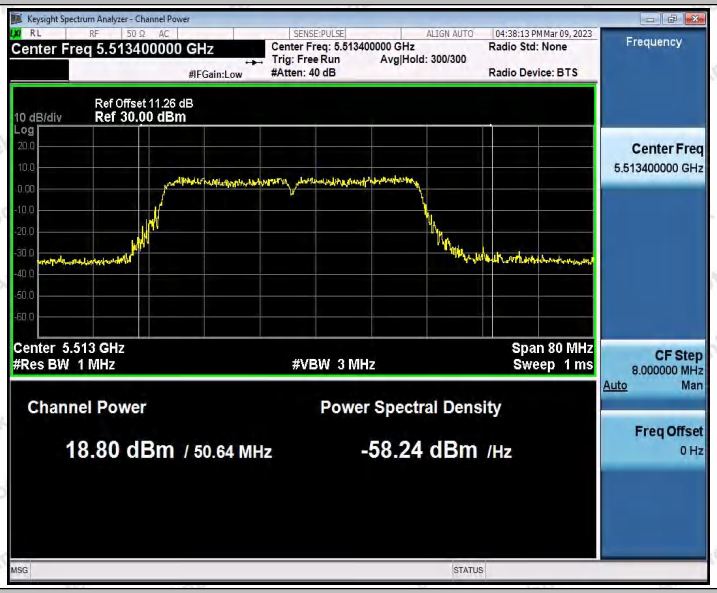

11N40SISO_Ant1_5550

11N40SISO_Ant1_5670

11N40SISO_Ant1_5755

11N40SISO_Ant1_5795

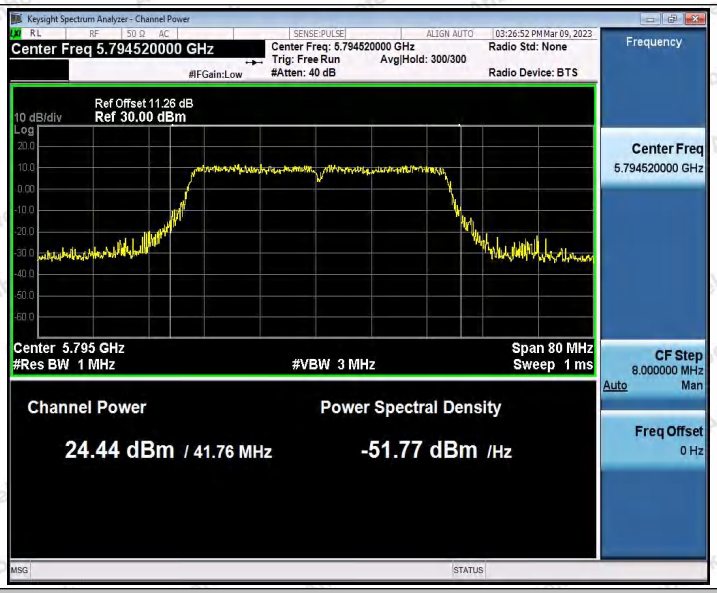

11AC20SISO_Ant1_5180

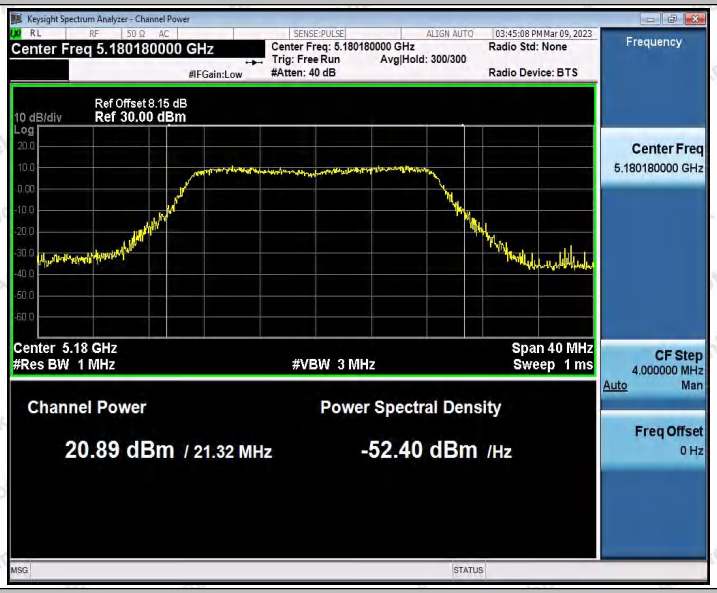

11AC20SISO_Ant1_5200

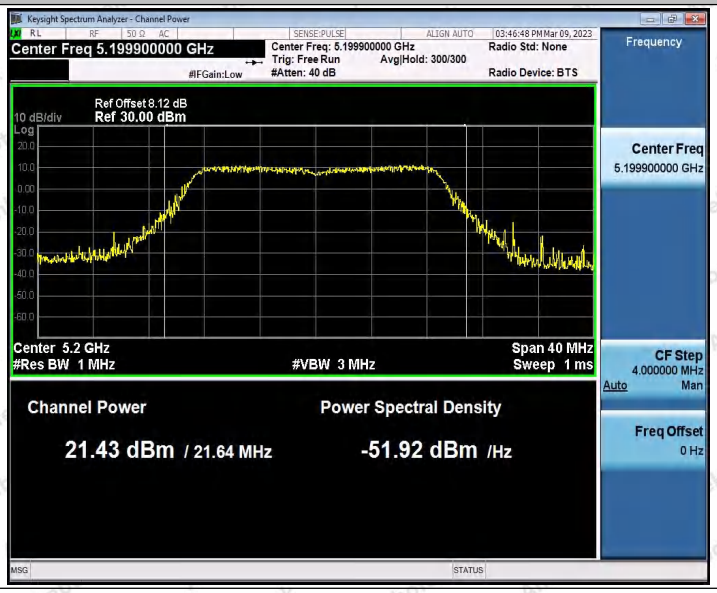

11AC20SISO_Ant1_5240

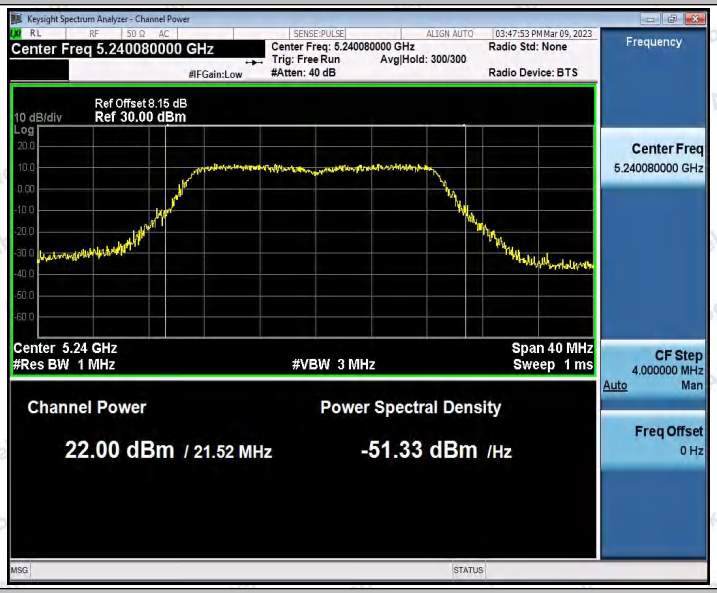

11AC20SISO_Ant1_5260

11AC20SISO_Ant1_5280

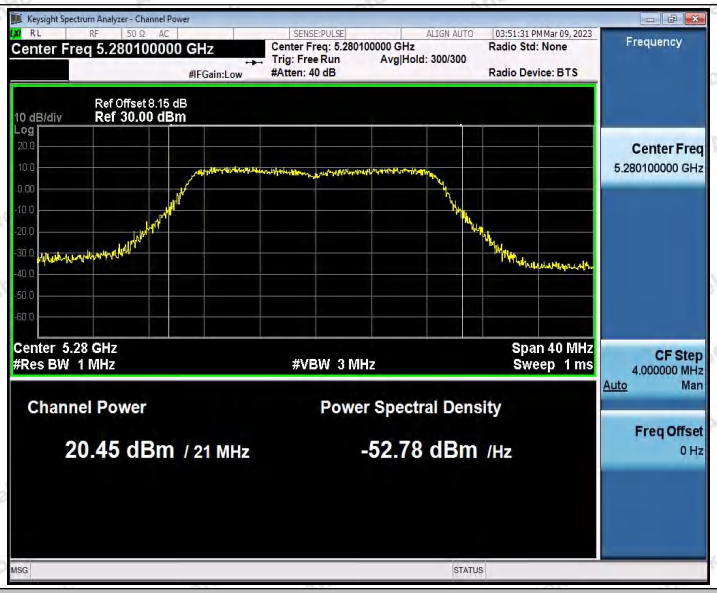

11AC20SISO_Ant1_5320

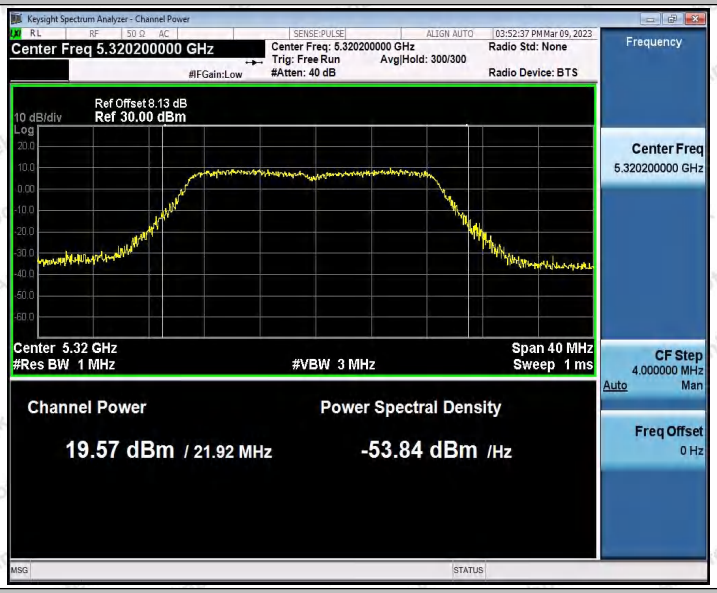

11AC20SISO_Ant1_5500

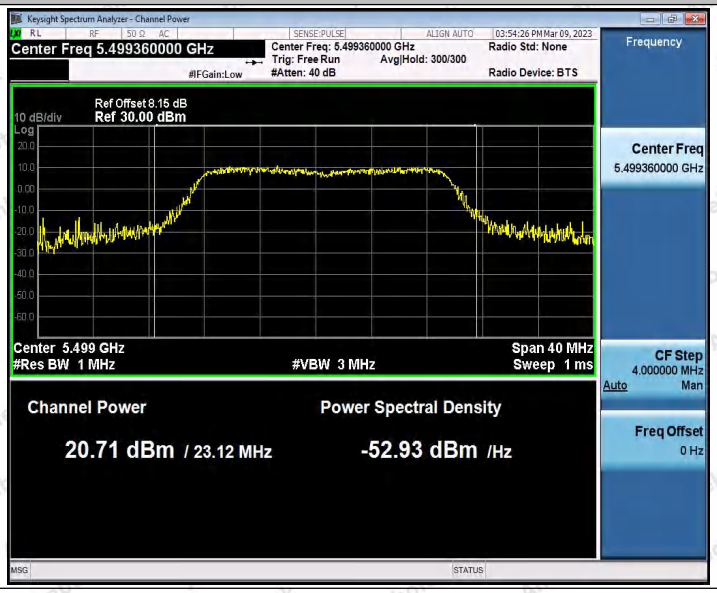

11AC20SISO_Ant1_5580

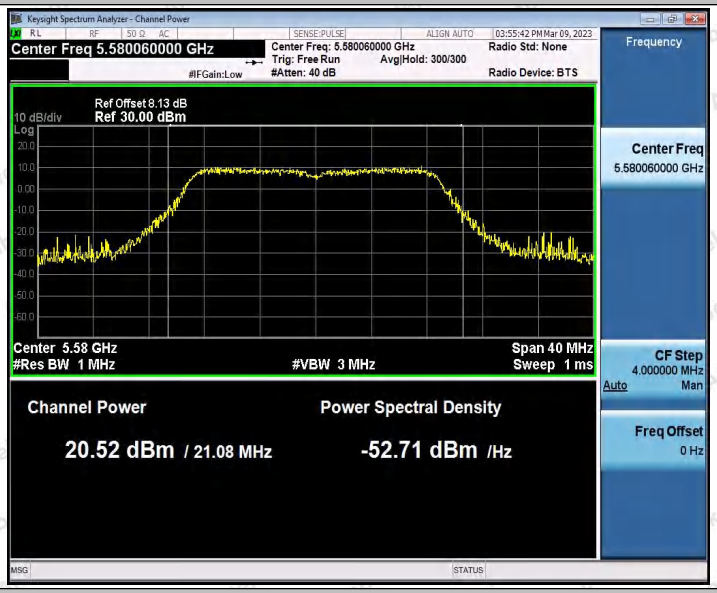

11AC20SISO_Ant1_5700

11AC20SISO_Ant1_5745

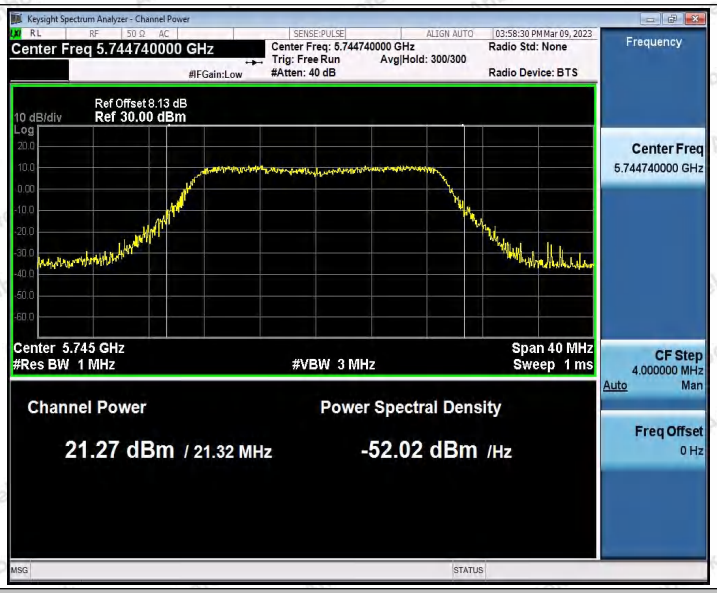

11AC20SISO_Ant1_5785

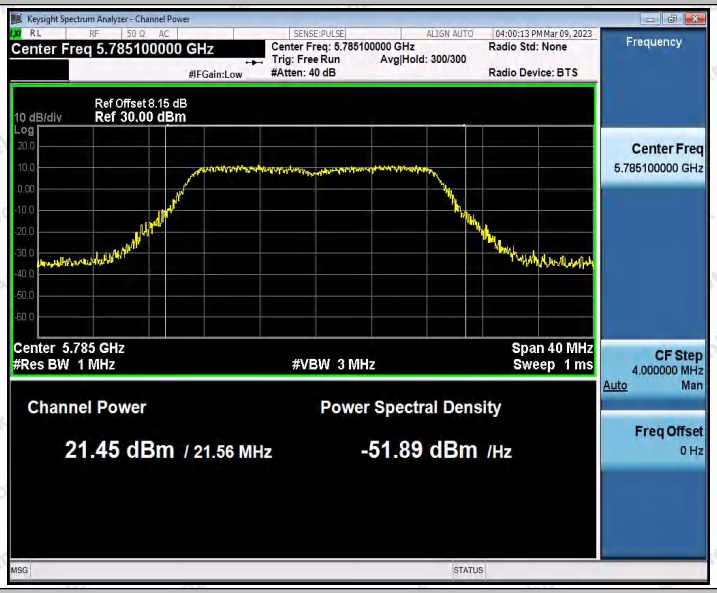

11AC20SISO_Ant1_5825

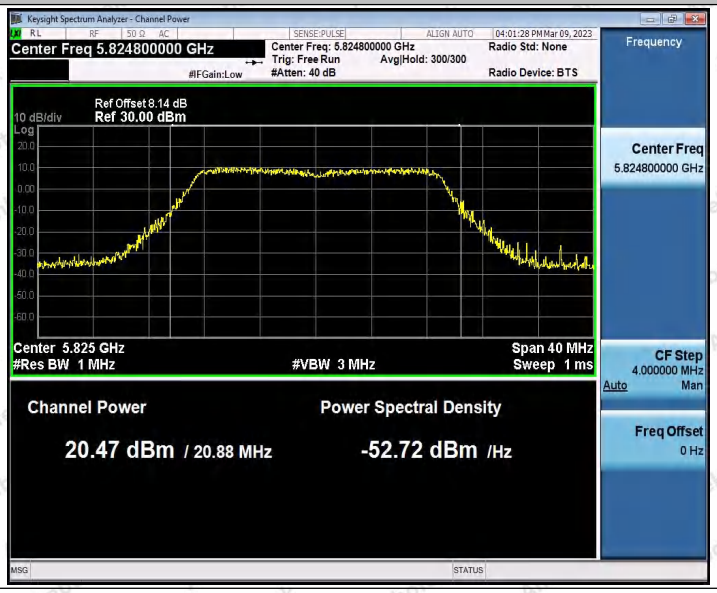

11AC40SISO_Ant1_5190

11AC40SISO_Ant1_5230

11AC40SISO_Ant1_5270

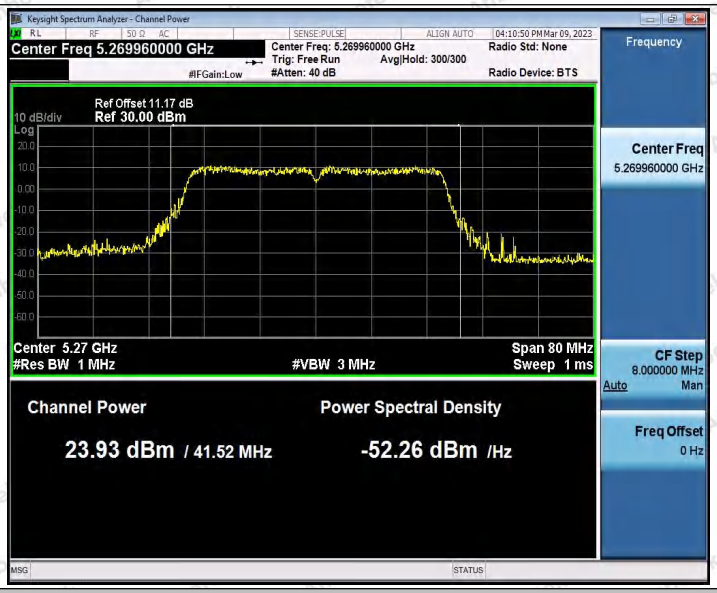

11AC40SISO_Ant1_5310

11AC40SISO_Ant1_5510

11AC40SISO_Ant1_5550

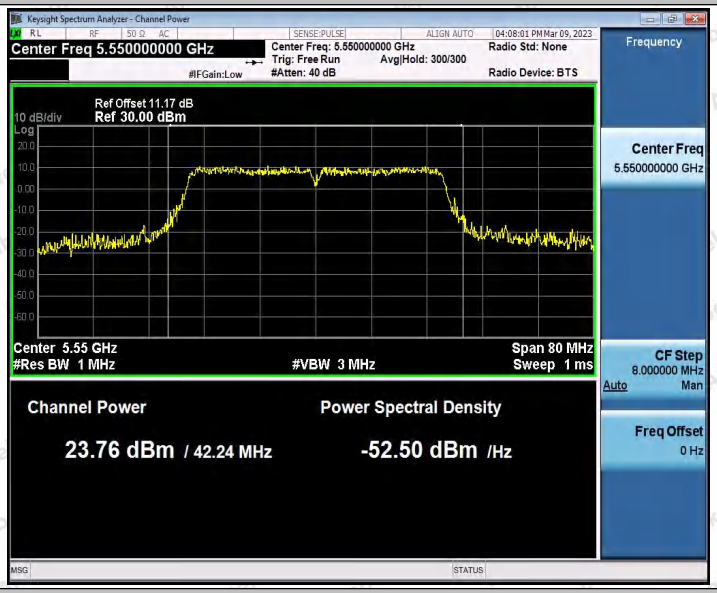

11AC40SISO_Ant1_5670

11AC40SISO_Ant1_5755

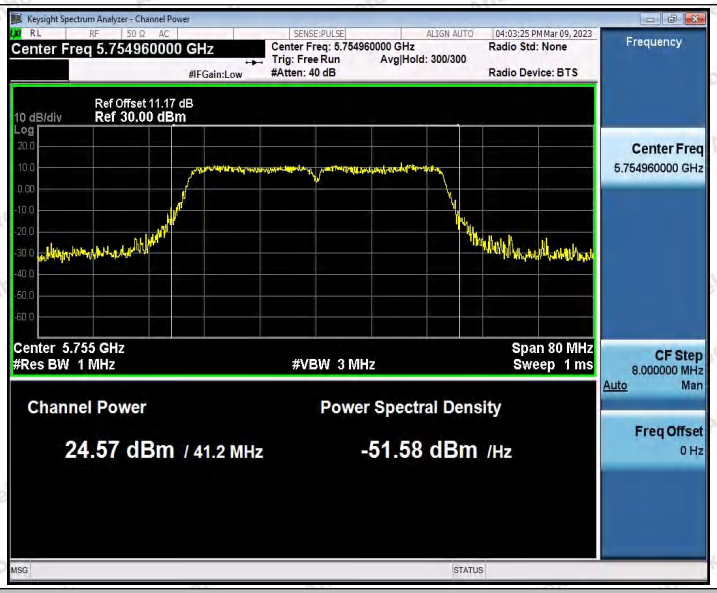

11AC40SISO_Ant1_5795

11AC80SISO_Ant1_5210

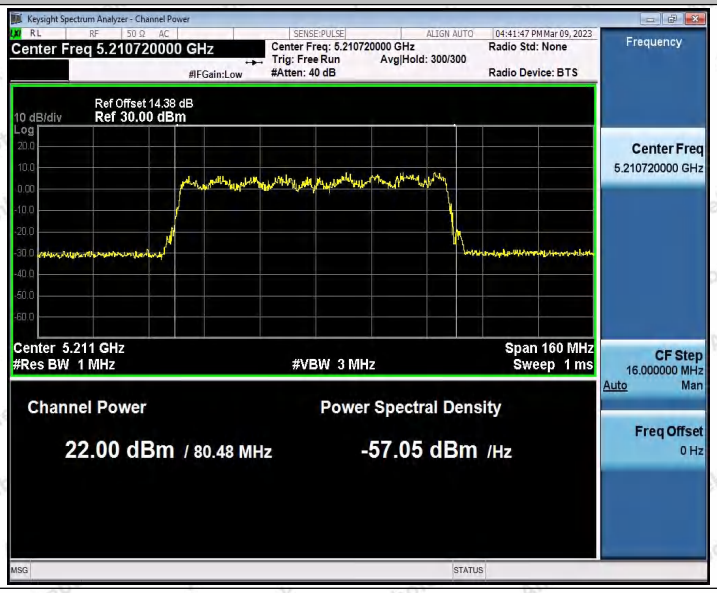

11AC80SISO_Ant1_5290

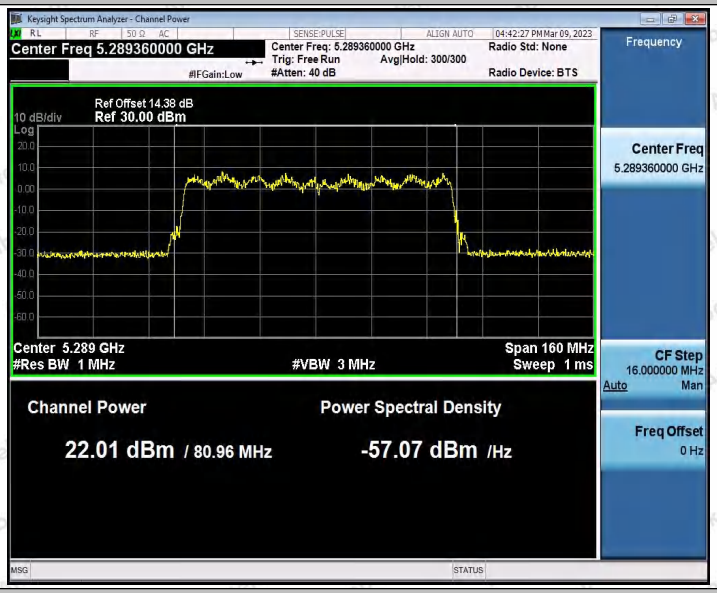

11AC80SISO_Ant1_5530

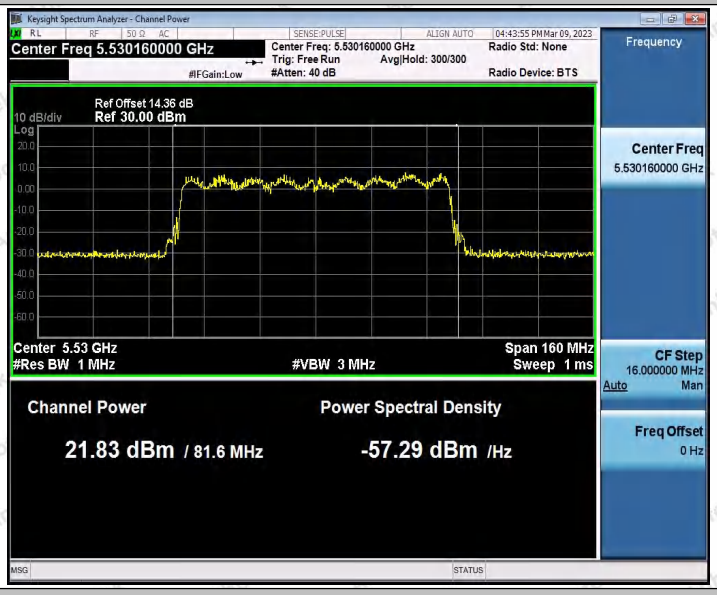

11AC80SISO_Ant1_5775

Keysight Spectrum Analyzer - Channel Power
Center Freq 5.775080000 GHz
Center Freq: 5.775080000 GHz
Trig: Free Run
Avg|Hold: 300/300
#Atten: 40 dB
Radio Std: None
Radio Device: BTS
Frequency
Ref Offset 14.36 dB
10 dB/div
Ref 30.00 dBm
Log
Center Freq
5.775080000 GHz
Center 5.775 GHz
#Res BW 1 MHz
#VBW 3 MHz
Span 160 MHz
Sweep 1 ms
CF Step
16.000000 MHz
Auto
Man
Channel Power
27.20 dBm / 81.44 MHz
Power Spectral Density
-51.91 dBm /Hz
Freq Offset
0 Hz
MSG
STATUS

Appendix D: Maximum power spectral density

Test Result B1/2/3

Test Mode	Antenna	Frequency[MHz]	Result [dBm/MHz]	Limit[dBm/MHz]	Verdict
11A	Ant1	5180	0.16	≤11.00	PASS
		5200	0.2	≤11.00	PASS
		5240	0.38	≤11.00	PASS
		5260	-0.4	≤11.00	PASS
		5280	-0.2	≤11.00	PASS
		5320	-2.24	≤11.00	PASS
		5500	-1.18	≤11.00	PASS
		5580	-0.64	≤11.00	PASS
		5700	0.42	≤11.00	PASS
11N20SISO	Ant1	5180	-0.26	≤11.00	PASS
		5200	0.19	≤11.00	PASS
		5240	0.39	≤11.00	PASS
		5260	-0.95	≤11.00	PASS
		5280	-1.59	≤11.00	PASS
		5320	-1.47	≤11.00	PASS
		5500	-0.22	≤11.00	PASS
		5580	-1.66	≤11.00	PASS
		5700	0.94	≤11.00	PASS
11N40SISO	Ant1	5190	-3.16	≤11.00	PASS
		5230	-1.29	≤11.00	PASS
		5270	-2.06	≤11.00	PASS
		5310	-4.19	≤11.00	PASS
		5510	-2.57	≤11.00	PASS
		5550	-2.37	≤11.00	PASS
		5670	-1.02	≤11.00	PASS
11AC20SISO	Ant1	5180	-0.42	≤11.00	PASS
		5200	-0.41	≤11.00	PASS
		5240	-0.24	≤11.00	PASS
		5260	-2.31	≤11.00	PASS
		5280	-1.05	≤11.00	PASS
		5320	-2.48	≤11.00	PASS
		5500	-2.16	≤11.00	PASS
		5580	-1.32	≤11.00	PASS
		5700	1.23	≤11.00	PASS
11AC40SISO	Ant1	5190	-1.82	≤11.00	PASS
		5230	-3.02	≤11.00	PASS
		5270	-1.1	≤11.00	PASS
		5310	-3.71	≤11.00	PASS

		5510	-3.62	≤11.00	PASS
		5550	-3.04	≤11.00	PASS
		5670	-1.63	≤11.00	PASS
11AC80SISO	Ant1	5210	-3.25	≤11.00	PASS
		5290	-3.29	≤11.00	PASS
		5530	-4.68	≤11.00	PASS

Note：1.The Duty Cycle Factor and RBW Factor is compensated in the graph.

Test Result B4

Test Mode	Antenna	Frequency[MHz]	Result [dBm/500KHz]	Limit[dBm/500KHz]	Verdict
11A	Ant1	5745	-1.75	≤30.00	PASS
		5785	-3.2	≤30.00	PASS
		5825	-4.59	≤30.00	PASS
11N20SISO	Ant1	5745	-3.42	≤30.00	PASS
		5785	-2.46	≤30.00	PASS
		5825	-3.53	≤30.00	PASS
11N40SISO	Ant1	5755	-4.87	≤30.00	PASS
		5795	-4.95	≤30.00	PASS
11AC20SISO	Ant1	5745	-3.67	≤30.00	PASS
		5785	-3.47	≤30.00	PASS
		5825	-3.53	≤30.00	PASS
11AC40SISO	Ant1	5755	-5.14	≤30.00	PASS
		5795	-5.81	≤30.00	PASS
11AC80SISO	Ant1	5775	-4.98	≤30.00	PASS

Note：1.The Duty Cycle Factor and RBW Factor is compensated in the graph.

Test Graphs B1/2/3

11A_Ant1_5180

11A_Ant1_5200

11A_Ant1_5240

11A_Ant1_5260

11A_Ant1_5280

11A_Ant1_5320

11A_Ant1_5500

11A_Ant1_5580

11A_Ant1_5700

11N20SISO_Ant1_5180

11N20SISO_Ant1_5200

11N20SISO_Ant1_5240

11N20SISO_Ant1_5260

11N20SISO_Ant1_5280

11N20SISO_Ant1_5320

11N20SISO_Ant1_5500

11N20SISO_Ant1_5580

11N20SISO_Ant1_5700