11N40SISO_Ant1_5190

11N40SISO_Ant1_5230

11N40SISO_Ant1_5270

11N40SISO_Ant1_5310

11N40SISO_Ant1_5510

11N40SISO_Ant1_5550

11N40SISO_Ant1_5670

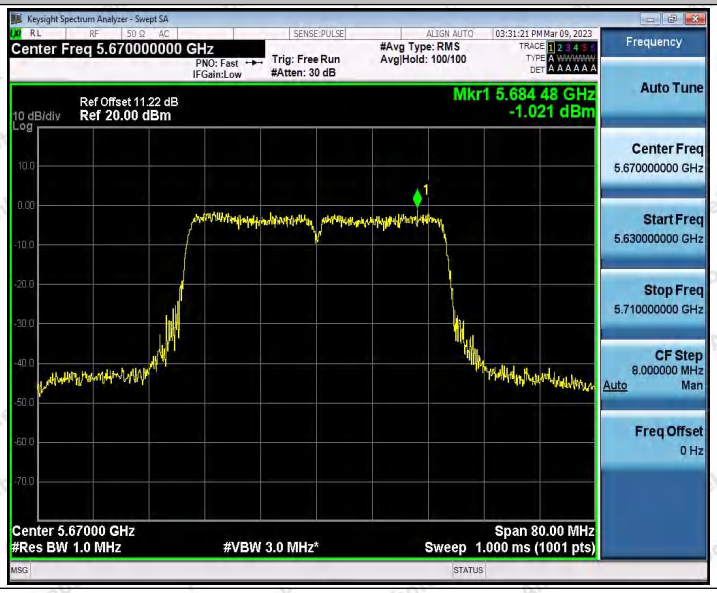

11AC20SISO_Ant1_5180

11AC20SISO_Ant1_5200

11AC20SISO_Ant1_5240

11AC20SISO_Ant1_5260

11AC20SISO_Ant1_5280

11AC20SISO_Ant1_5320

11AC20SISO_Ant1_5500

11AC20SISO_Ant1_5580

11AC20SISO_Ant1_5700

11AC40SISO_Ant1_5190

11AC40SISO_Ant1_5230

11AC40SISO_Ant1_5270

11AC40SISO_Ant1_5310

11AC40SISO_Ant1_5510

11AC40SISO_Ant1_5550

11AC40SISO_Ant1_5670

11AC80SISO_Ant1_5210

11AC80SISO_Ant1_5290

11AC80SISO_Ant1_5530

Test Graphs B4

11A_Ant1_5745

11A_Ant1_5785

11A_Ant1_5825

11N20SISO_Ant1_5745

11N20SISO_Ant1_5785

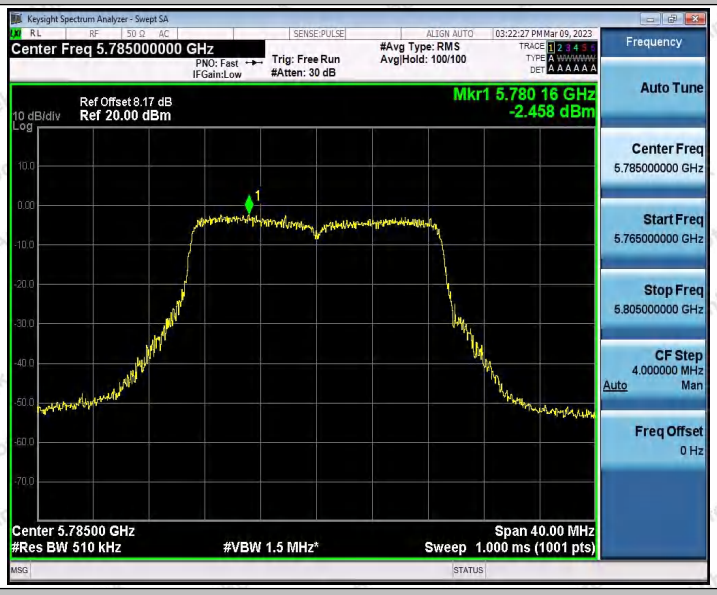

11N20SISO_Ant1_5825

11N40SISO_Ant1_5755

11N40SISO_Ant1_5795

11AC20SISO_Ant1_5745

11AC20SISO_Ant1_5785

11AC20SISO_Ant1_5825

11AC40SISO_Ant1_5755

11AC40SISO_Ant1_5795

11AC80SISO_Ant1_5775

Appendix E: Band edge measurements

Test Result B1/2/3

Test Mode	Antenna	Ch Name	Frequency[MHz]	Result[dBm]	Limit[dBm]	Verdict
11A	Ant1	Low	5180	-56.96	≤-27	PASS
		High	5240	-57.01	≤-27	PASS
		Low	5260	-57.34	≤-27	PASS
		High	5320	-56.55	≤-27	PASS
		Low	5500	-54.53	≤-27	PASS
		High	5700	-54.05	≤-27	PASS
11N20SISO	Ant1	Low	5180	-54.39	≤-27	PASS
		High	5240	-57.83	≤-27	PASS
		Low	5260	-57.3	≤-27	PASS
		High	5320	-57.54	≤-27	PASS
		Low	5500	-54.33	≤-27	PASS
		High	5700	-56.38	≤-27	PASS
11N40SISO	Ant1	Low	5190	-48.63	≤-27	PASS
		High	5230	-57.96	≤-27	PASS
		Low	5270	-57.26	≤-27	PASS
		High	5310	-54.25	≤-27	PASS
		Low	5510	-42.47	≤-27	PASS
		High	5670	-51.68	≤-27	PASS
11AC20SISO	Ant1	Low	5180	-57.26	≤-27	PASS
		High	5240	-57.28	≤-27	PASS
		Low	5260	-57.6	≤-27	PASS
		High	5320	-57.04	≤-27	PASS
		Low	5500	-53.09	≤-27	PASS
		High	5700	-48.95	≤-27	PASS
11AC40SISO	Ant1	Low	5190	-48.61	≤-27	PASS
		High	5230	-57.32	≤-27	PASS
		Low	5270	-57.01	≤-27	PASS
		High	5310	-49.59	≤-27	PASS
		Low	5510	-41.15	≤-27	PASS
		High	5670	-52.33	≤-27	PASS
11AC80SISO	Ant1	Low	5210	-46.17	≤-27	PASS
		High	5210	-56.6	≤-27	PASS
		Low	5290	-57	≤-27	PASS
		High	5290	-50.36	≤-27	PASS
		Low	5530	-41.59	≤-27	PASS
		High	5530	-55.98	≤-27	PASS

Test Result B4

Test Mode	Antenna	Ch Name	Frequency [MHz]	Freq Range [MHz]	Result [dBm]	Limit [dBm]	Verdict
11A	Ant1	Low	5745	5650~5700	-56.98	≤8.19	PASS
				5700~5720	-56.41	≤15.14	PASS
				5720~5725	-52.23	≤24.73	PASS
				5760~5650	-57.71	≤-27	PASS
		High	5825	5850~5855	-58.23	≤23.49	PASS
				5855~5875	-57.42	≤10.21	PASS
				5875~5925	-58.12	≤-22.26	PASS
				5925~5935	-59.17	≤-27	PASS
11N20SISO	Ant1	Low	5745	5650~5700	-56.68	≤-17.85	PASS
				5700~5720	-56.37	≤15.53	PASS
				5720~5725	-50.81	≤26.30	PASS
				5760~5650	-58.01	≤-27	PASS
		High	5825	5850~5855	-57.02	≤16.41	PASS
				5855~5875	-56.97	≤13.88	PASS
				5875~5925	-57.93	≤-1.28	PASS
				5925~5935	-59.26	≤-27	PASS
11N40SISO	Ant1	Low	5755	5650~5700	-55.61	≤9.56	PASS
				5700~5720	-46.57	≤14.71	PASS
				5720~5725	-45.59	≤24.05	PASS
				5780~5650	-59.41	≤-27	PASS
		High	5795	5850~5855	-58.33	≤15.66	PASS
				5855~5875	-58.32	≤10.55	PASS
				5875~5925	-58.09	≤-6.17	PASS
				5925~5935	-58.63	≤-27	PASS
11AC20SISO	Ant1	Low	5745	5650~5700	-56.44	≤-5.00	PASS
				5700~5720	-55.36	≤14.92	PASS
				5720~5725	-52.01	≤25.52	PASS
				5760~5650	-57.97	≤-27	PASS
		High	5825	5850~5855	-57.36	≤23.18	PASS
				5855~5875	-56.38	≤13.12	PASS
				5875~5925	-57.97	≤-19.96	PASS
				5925~5935	-58.66	≤-27	PASS
11AC40SISO	Ant1	Low	5755	5650~5700	-57	≤4.96	PASS
				5700~5720	-45.88	≤15.50	PASS
				5720~5725	-44.28	≤21.28	PASS
				5780~5650	-58.64	≤-27	PASS
		High	5795	5850~5855	-58.38	≤19.04	PASS
				5855~5875	-57.64	≤11.84	PASS
				5875~5925	-57.72	≤-14.71	PASS

				5925~5935	-57.74	≤-27	PASS
11AC80SISO	Ant1	Low	5775	5650~5700	-50.77	≤8.64	PASS
				5700~5720	-47.53	≤15.17	PASS
				5720~5725	-48.14	≤17.77	PASS
				5800~5650	-58.75	≤-27	PASS
		High	5775	5850~5855	-51.72	≤24.23	PASS
				5855~5875	-49.15	≤12.92	PASS
				5875~5925	-58.18	≤-26.54	PASS
				5925~5935	-58.45	≤-27	PASS

Test Graphs B1/2/3

11A_Ant1_Low_5180

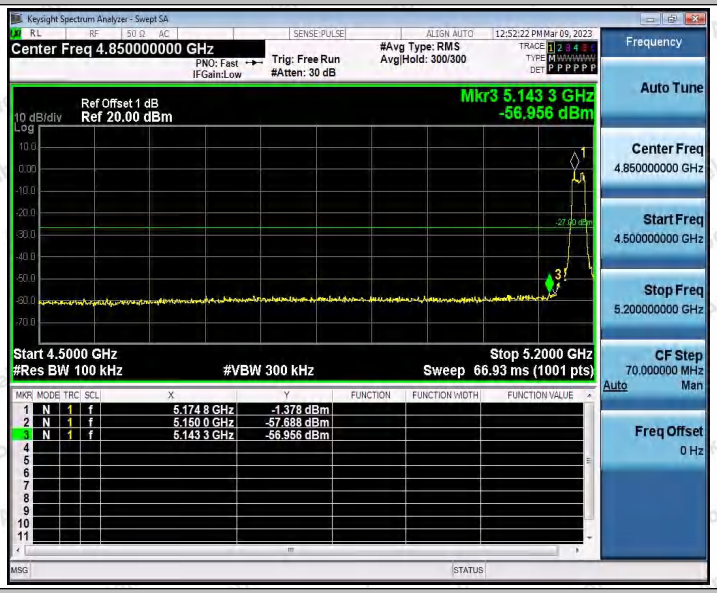

11A_Ant1_High_5240

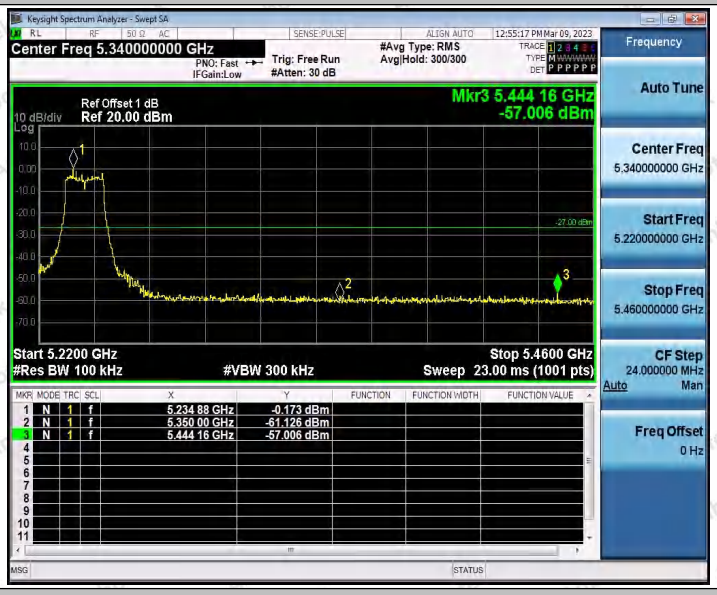

11A_Ant1_Low_5260

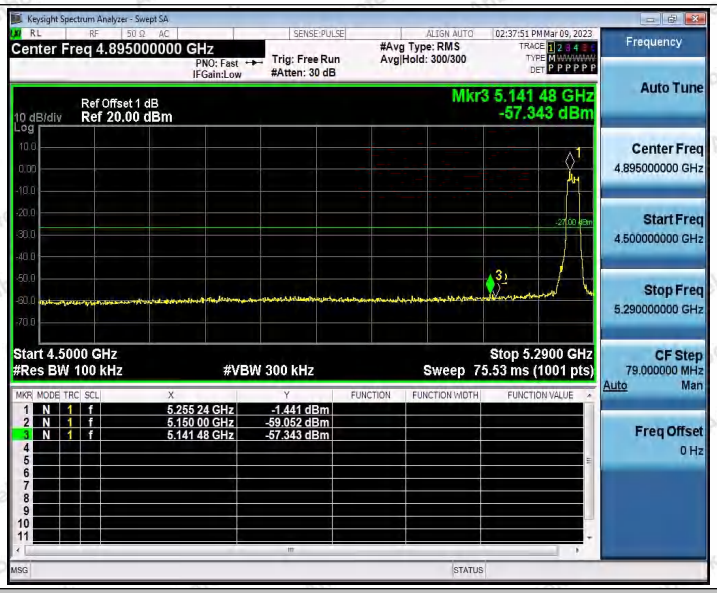

11A_Ant1_High_5320

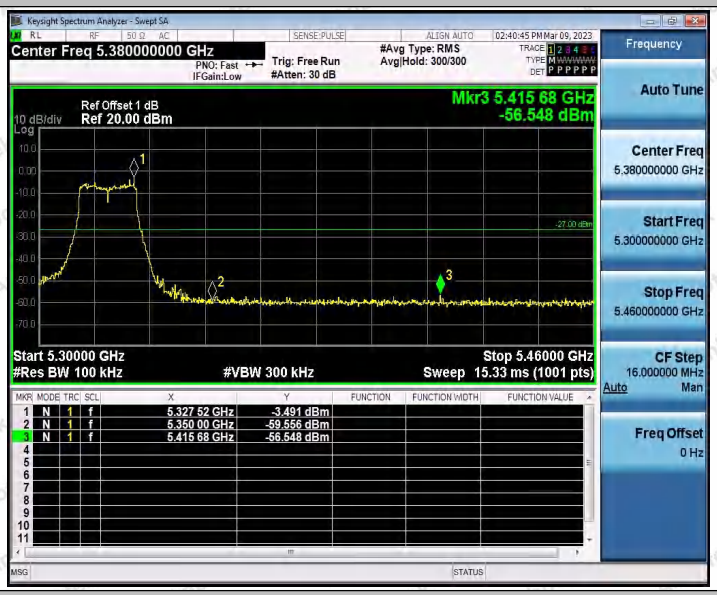

11A_Ant1_Low_5500

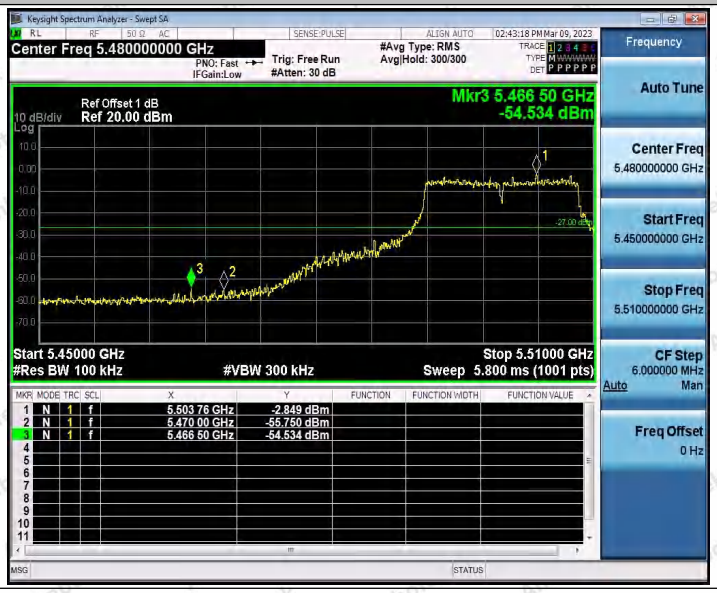

11A_Ant1_High_5700

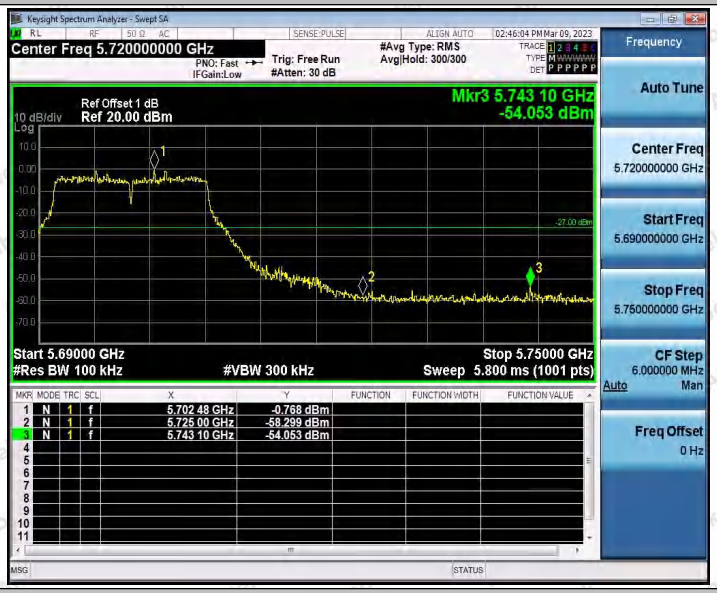

11N20SISO_Ant1_Low_5180

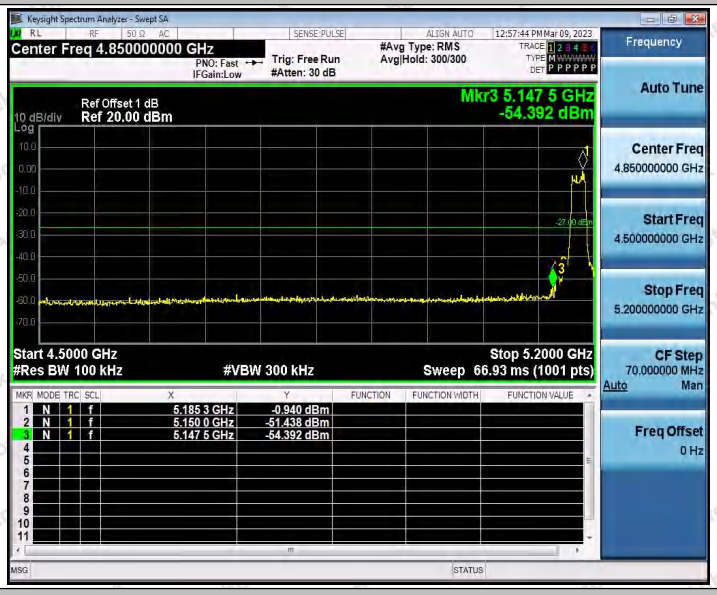

11N20SISO_Ant1_High_5240

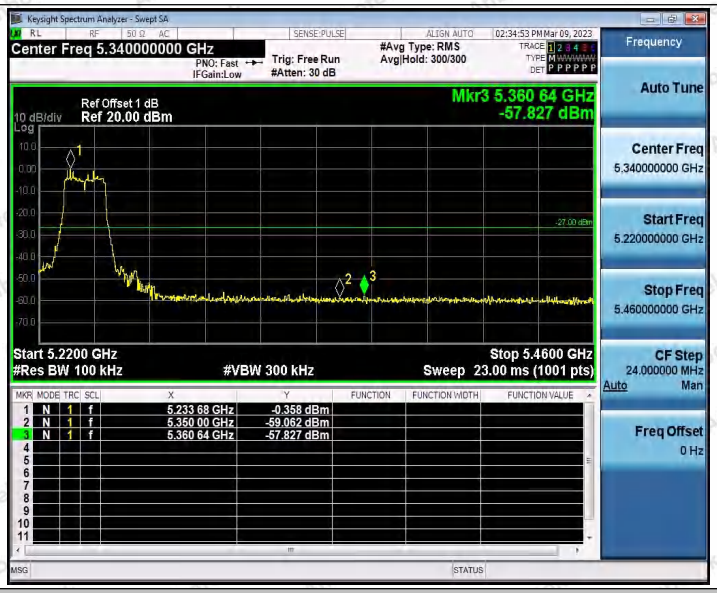

11N20SISO_Ant1_Low_5260

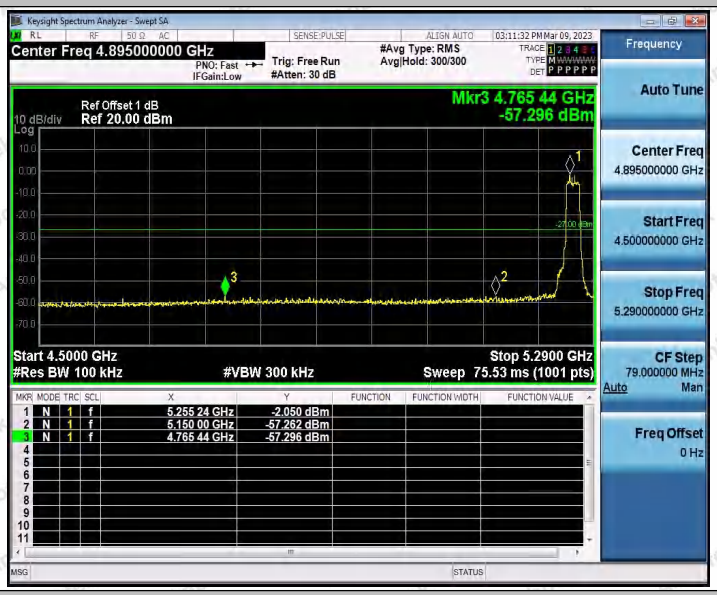

11N20SISO_Ant1_High_5320

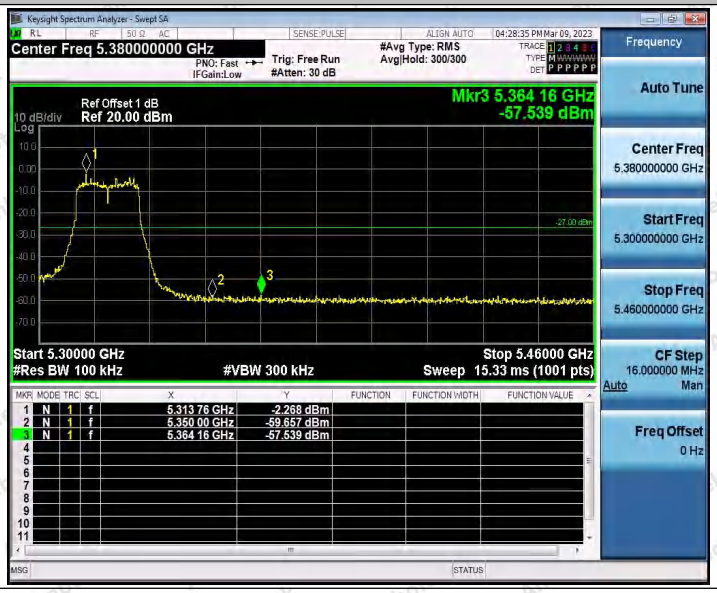

11N20SISO_Ant1_Low_5500

11N20SISO_Ant1_High_5700

11N40SISO_Ant1_Low_5190

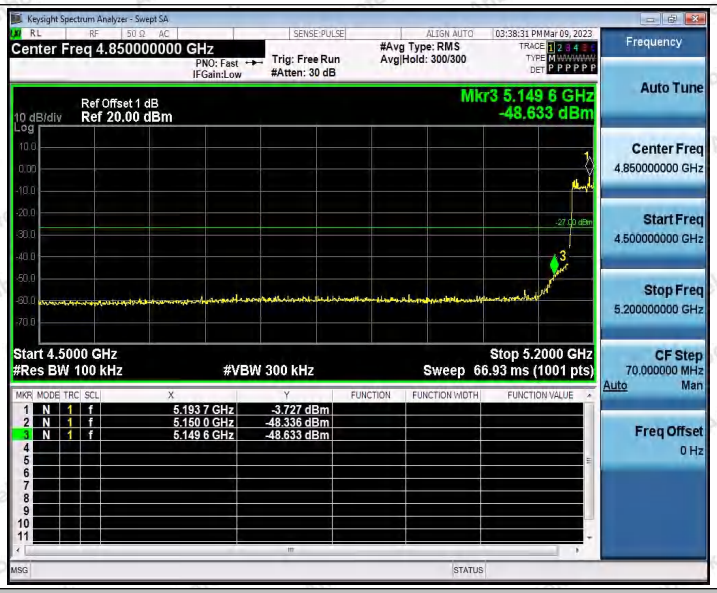

11N40SISO_Ant1_High_5230

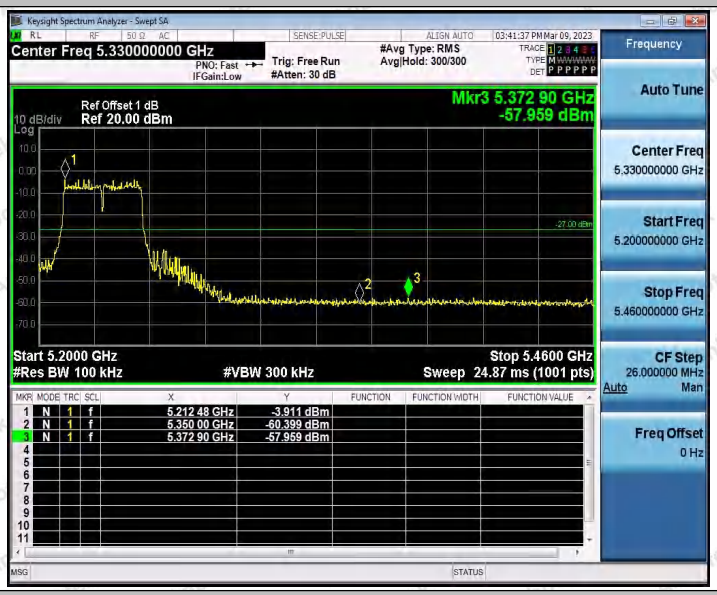

11N40SISO_Ant1_Low_5270

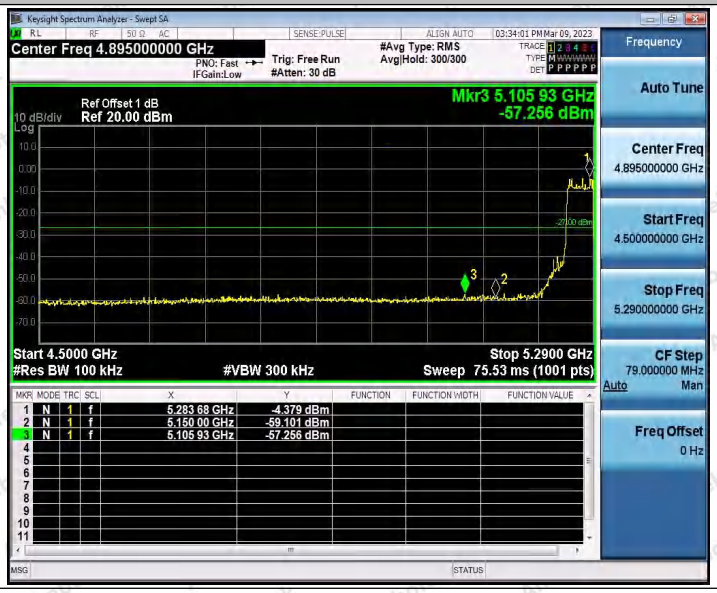

11N40SISO_Ant1_High_5310

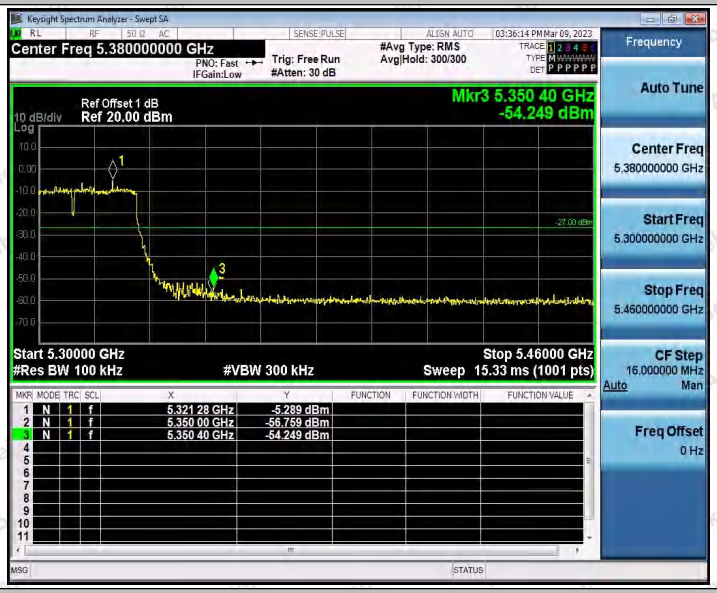

11N40SISO_Ant1_Low_5510

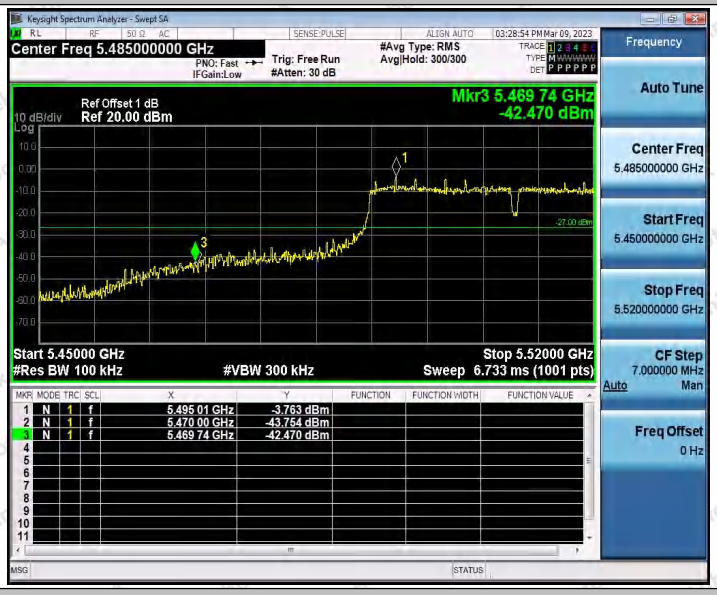

11N40SISO_Ant1_High_5670

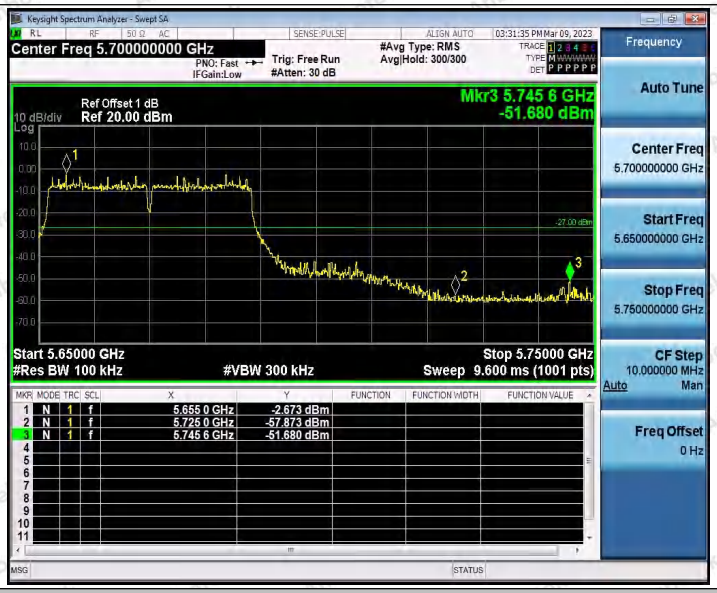

11AC20SISO_Ant1_Low_5180

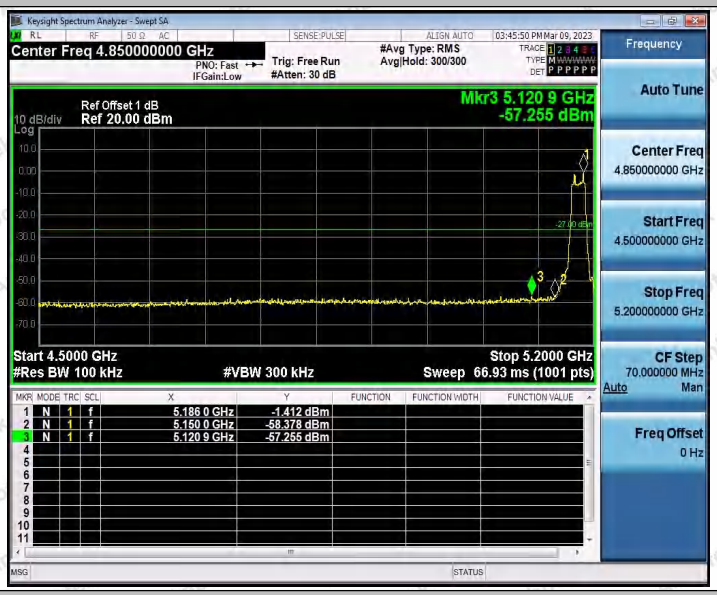

11AC20SISO_Ant1_High_5240

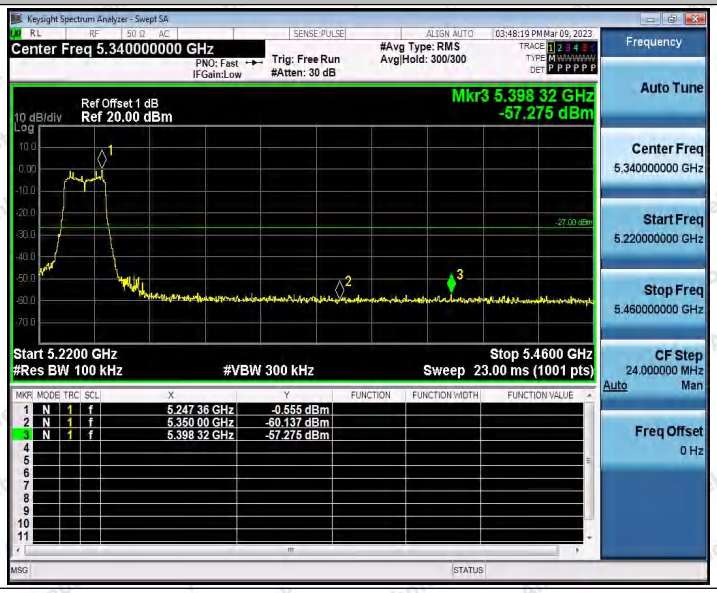

11AC20SISO_Ant1_Low_5260

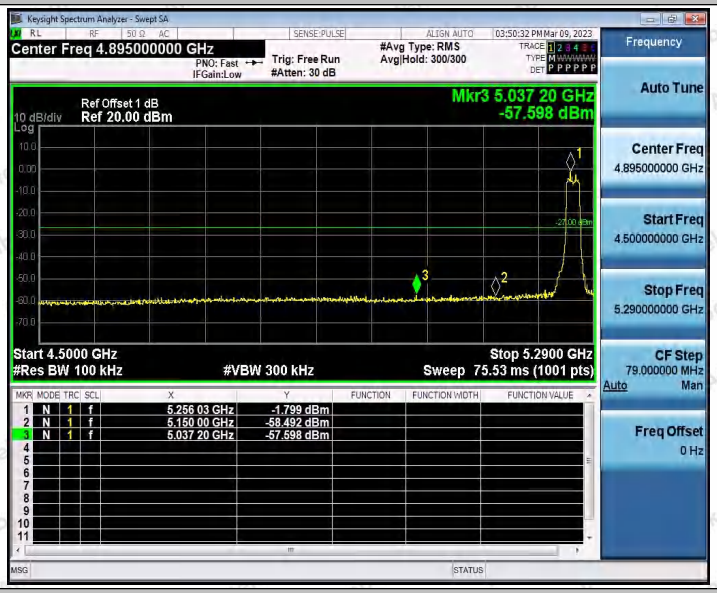

11AC20SISO_Ant1_High_5320

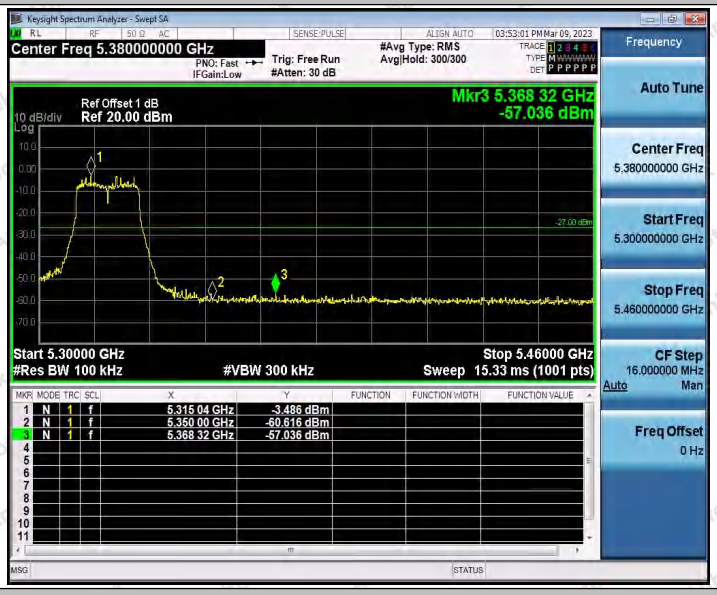

11AC20SISO_Ant1_Low_5500

11AC20SISO_Ant1_High_5700

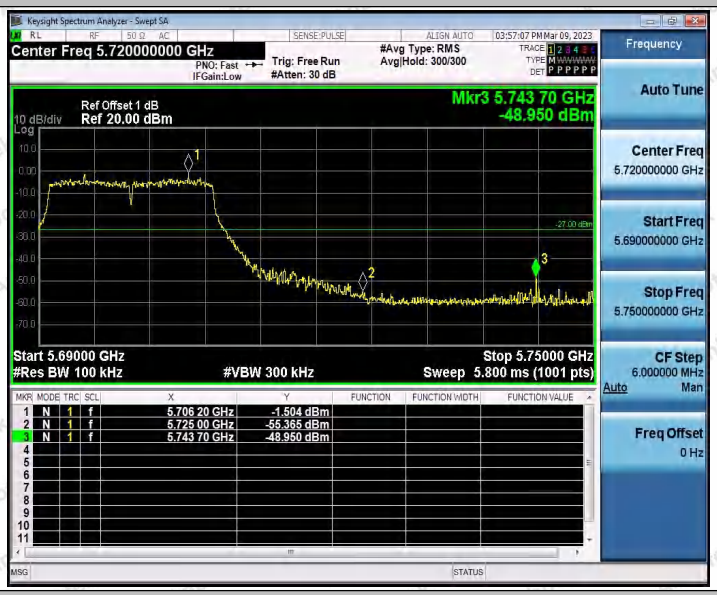

11AC40SISO_Ant1_Low_5190

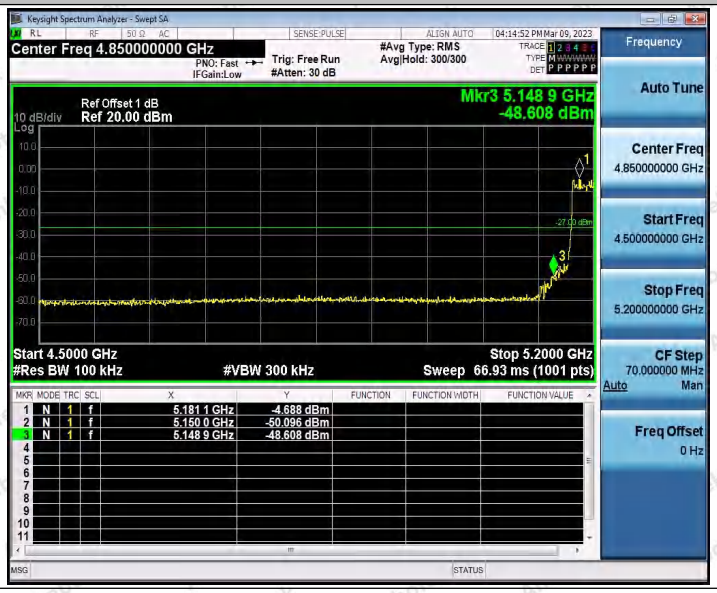

11AC40SISO_Ant1_High_5230

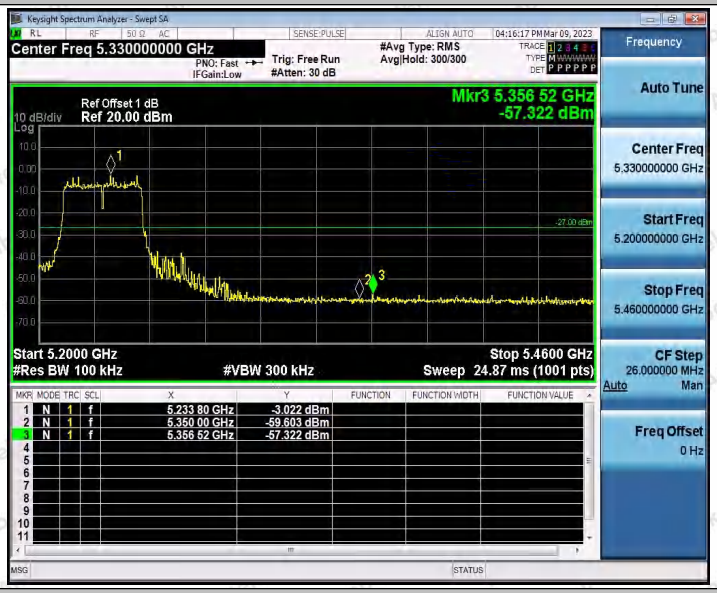

11AC40SISO_Ant1_Low_5270

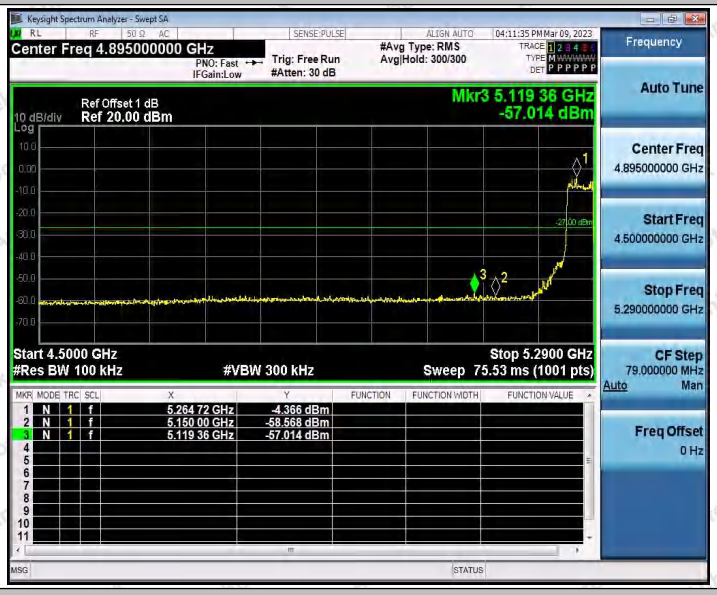

11AC40SISO_Ant1_High_5310

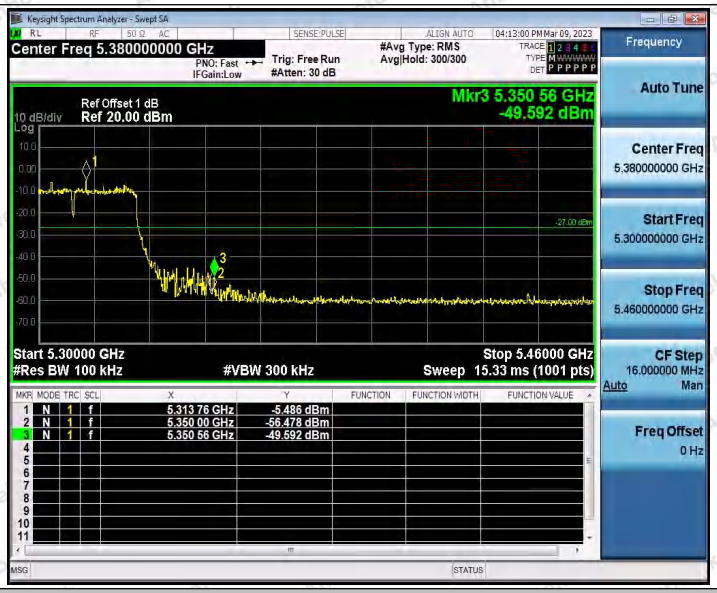

11AC40SISO_Ant1_Low_5510

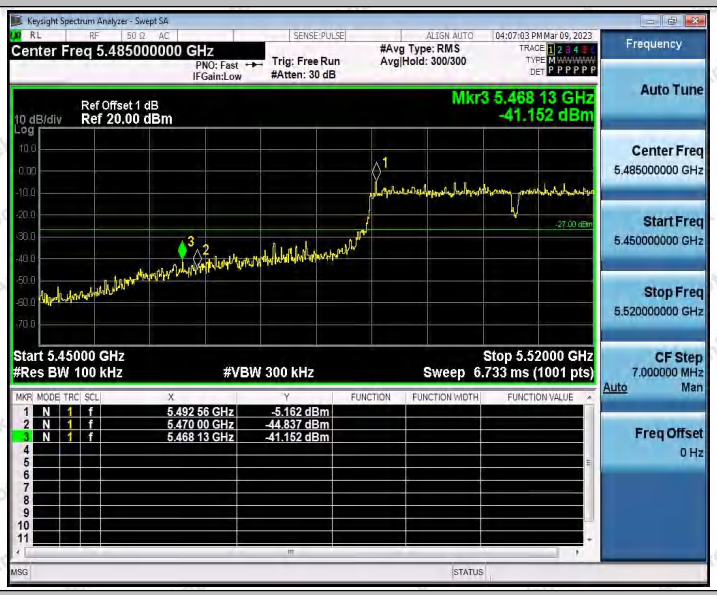

11AC40SISO_Ant1_High_5670

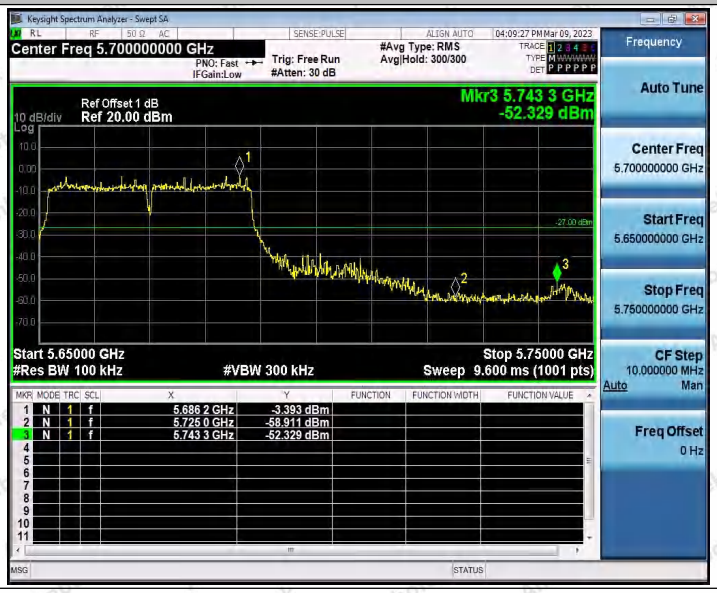

11AC80SISO_Ant1_Low_5210

11AC80SISO_Ant1_High_5210

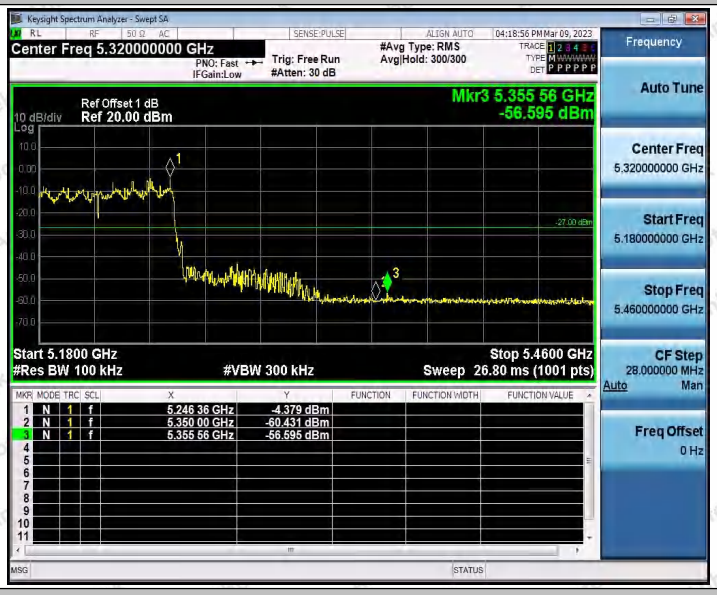

11AC80SISO_Ant1_Low_5290

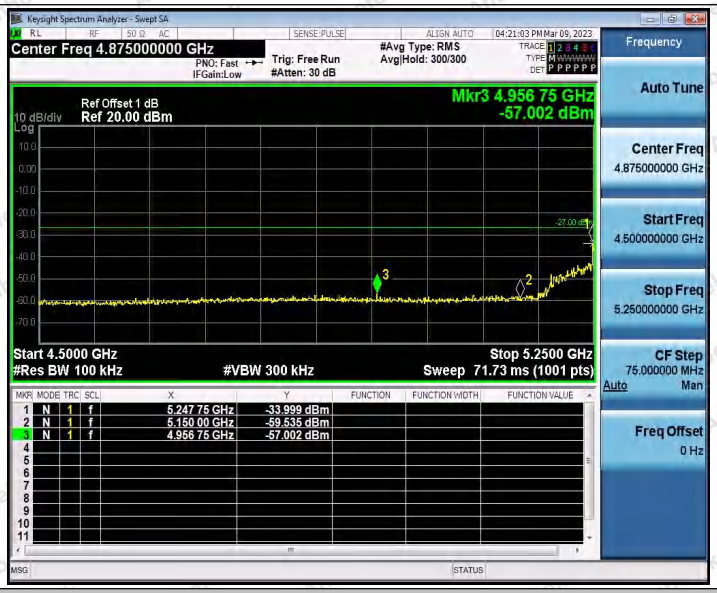

11AC80SISO_Ant1_High_5290

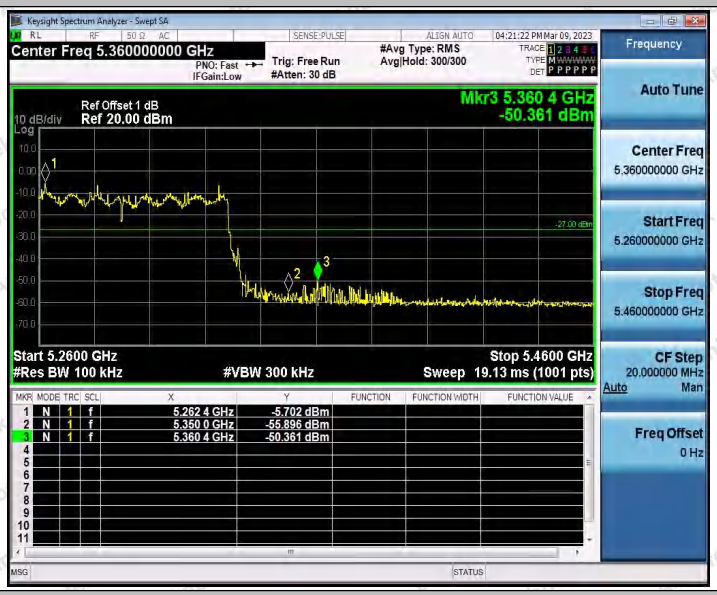

11AC80SISO_Ant1_Low_5530

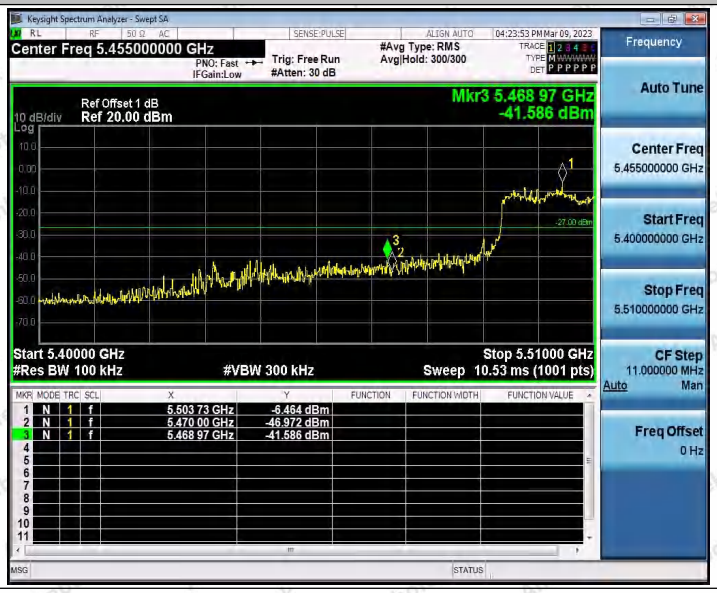

11AC80SISO_Ant1_High_5530

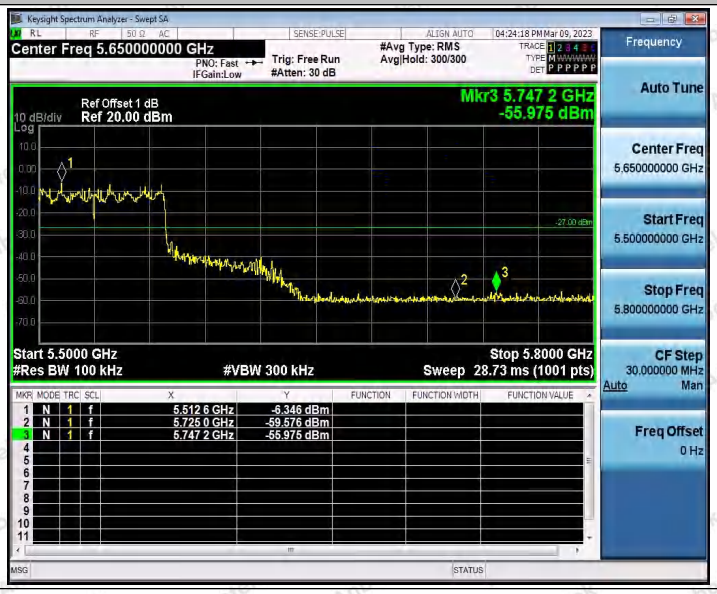

Test Graphs B4

11A_Ant1_Low_5745

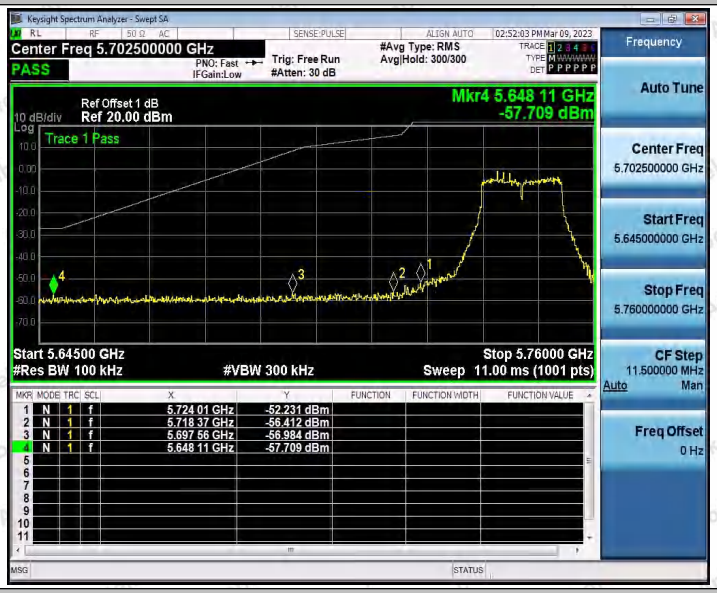

11A_Ant1_High_5825

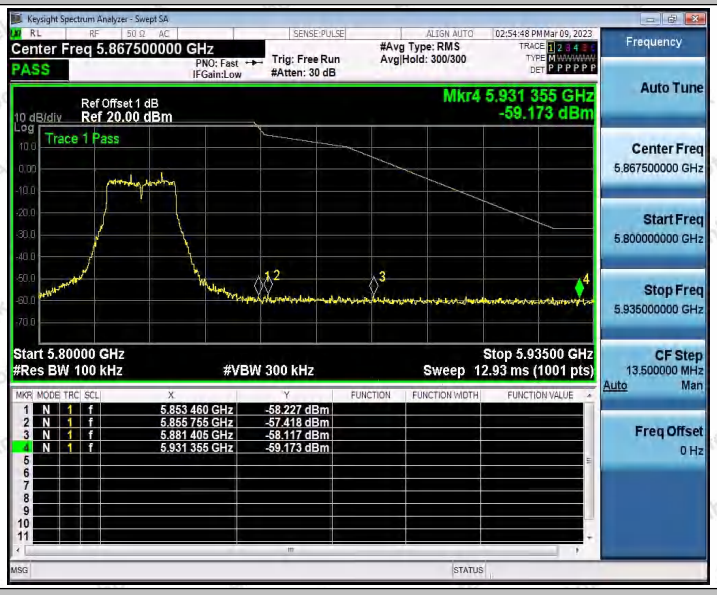

11N20SISO_Ant1_Low_5745

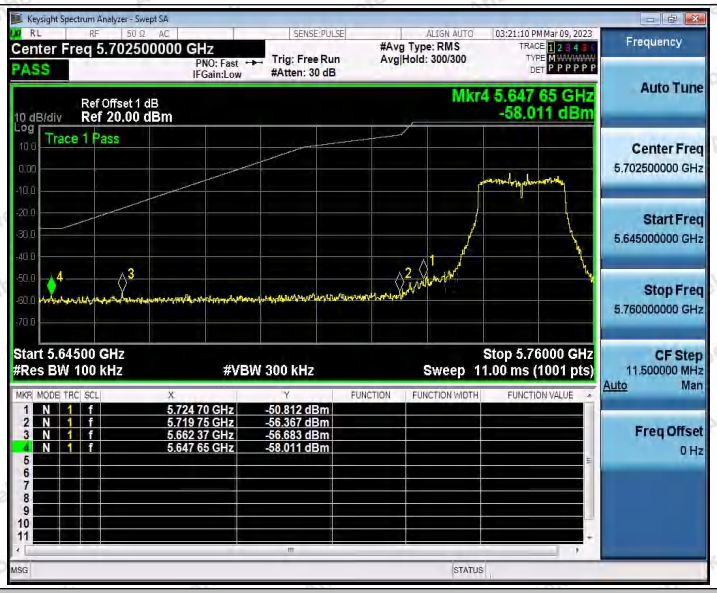

11N20SISO_Ant1_High_5825

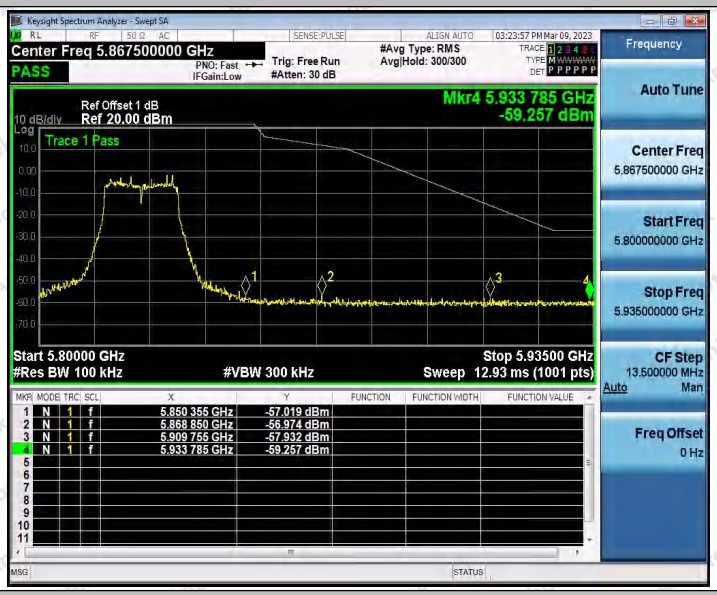

11N40SISO_Ant1_Low_5755

11N40SISO_Ant1_High_5795

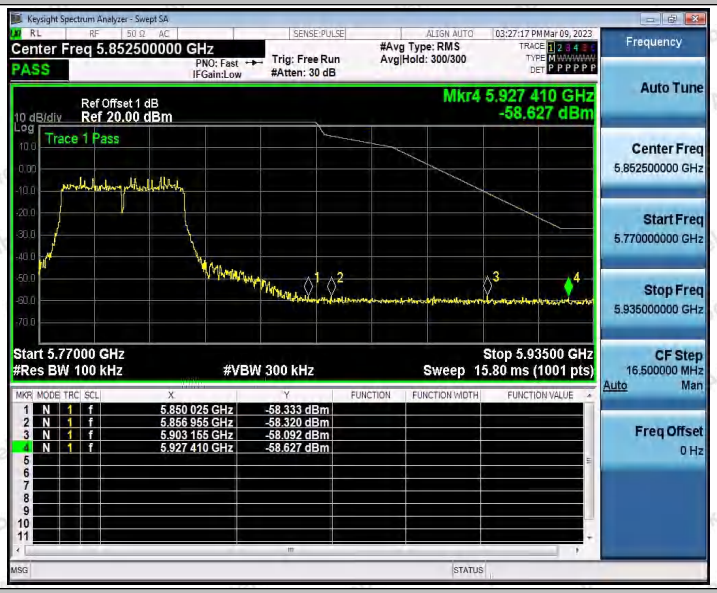

11AC20SISO_Ant1_Low_5745

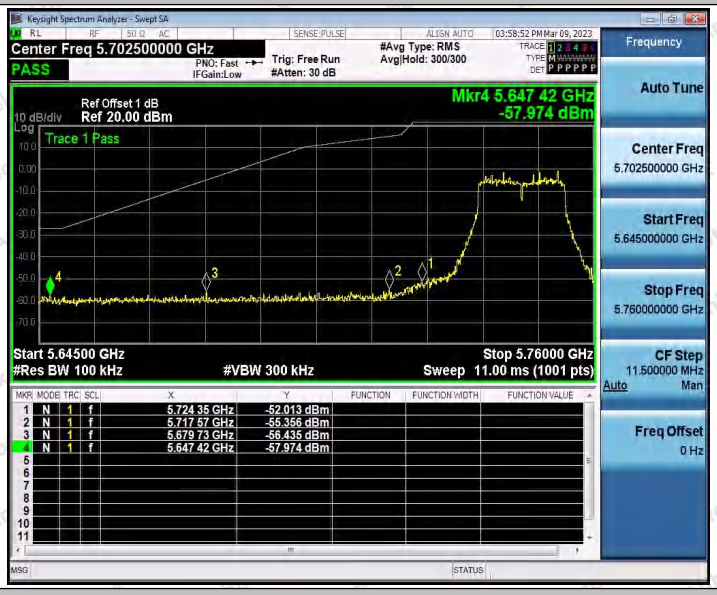

11AC20SISO_Ant1_High_5825

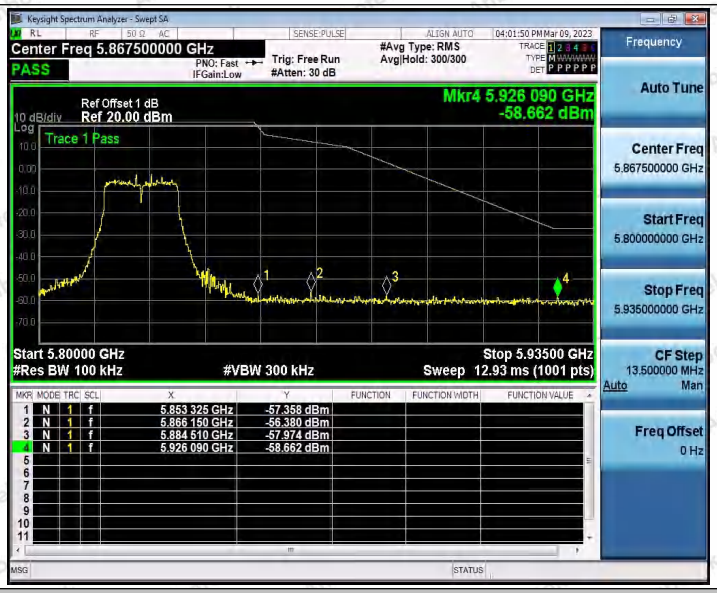

11AC40SISO_Ant1_Low_5755

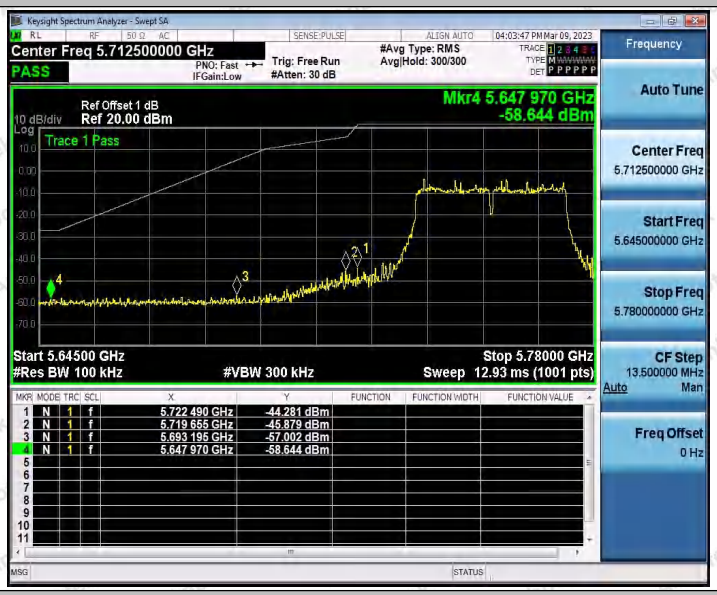

11AC40SISO_Ant1_High_5795

11AC80SISO_Ant1_Low_5775

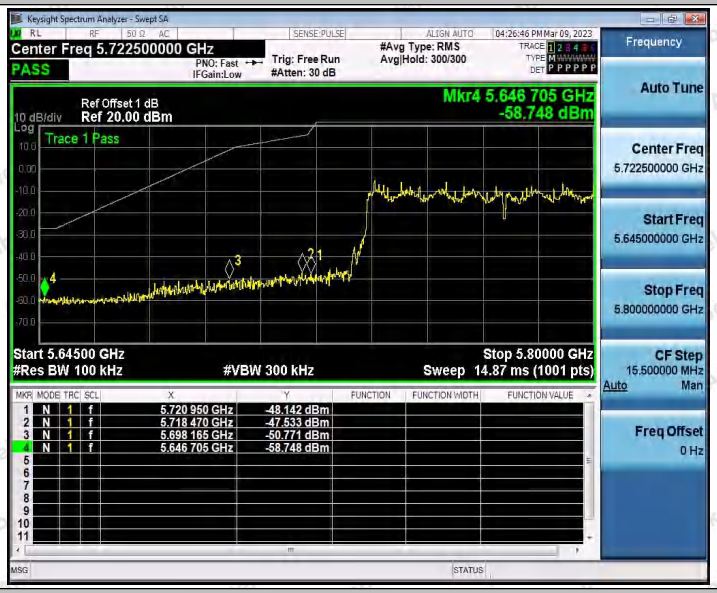

11AC80SISO_Ant1_High_5775

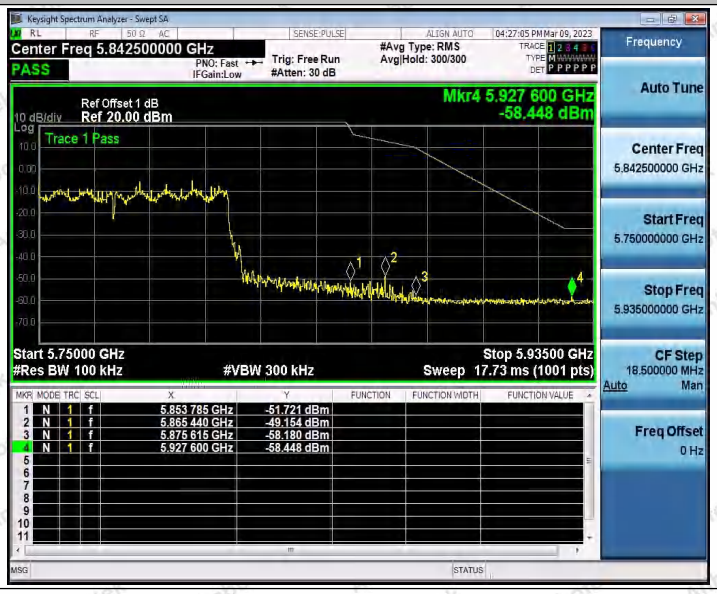

---End---