Appendix Test Data

Report No.:	18220WC20022501	Test Date:	2022.2.26
Test Engineer:	Tony.He	Auditor:	Edward.Pan
Temperature:	24.3℃	Relative Humidity:	57 %
Pressure:	1012 hPa		

Appendix A: DTS Bandwidth

Test Result

Test Mode	Antenna	Channel	DTS BW [MHz]	FL[MHz]	FH[MHz]	Limit[MHz]	Verdict
11B	Ant1	2412	9.600	2406.960	2416.560	≥0.5	PASS
		2437	9.600	2432.440	2442.040	≥0.5	PASS
		2462	9.120	2457.920	2467.040	≥0.5	PASS
11G	Ant1	2412	14.960	2404.080	2419.040	≥0.5	PASS
		2437	15.960	2429.120	2445.080	≥0.5	PASS
		2462	15.520	2454.400	2469.920	≥0.5	PASS
11N20	Ant1	2412	15.160	2404.400	2419.560	≥0.5	PASS
		2437	15.120	2429.440	2444.560	≥0.5	PASS
		2462	16.080	2454.440	2470.520	≥0.5	PASS

Test Graphs

11B_Ant1_2412

11B_Ant1_2437

11B_Ant1_2462

11G_Ant1_2412

11G_Ant1_2437

11G_Ant1_2462

11N20_Ant1_2412

11N20_Ant1_2437

11N20_Ant1_2462

Appendix B: Occupied Channel Bandwidth

Test Result

Test Mode	Antenna	Channel	OCB [MHz]	FL[MHz]	FH[MHz]	Limit[MHz]	Verdict
11B	Ant1	2412	12.547	2405.686	2418.233	---	PASS
		2437	12.452	2430.793	2443.245	---	PASS
		2462	12.427	2455.888	2468.315	---	PASS
11G	Ant1	2412	16.912	2403.511	2420.423	---	PASS
		2437	17.034	2428.474	2445.508	---	PASS
		2462	17.093	2453.541	2470.634	---	PASS
11N20	Ant1	2412	17.714	2403.132	2420.846	---	PASS
		2437	17.829	2428.085	2445.914	---	PASS
		2462	17.865	2453.156	2471.021	---	PASS

Test Graphs

11B_Ant1_2412

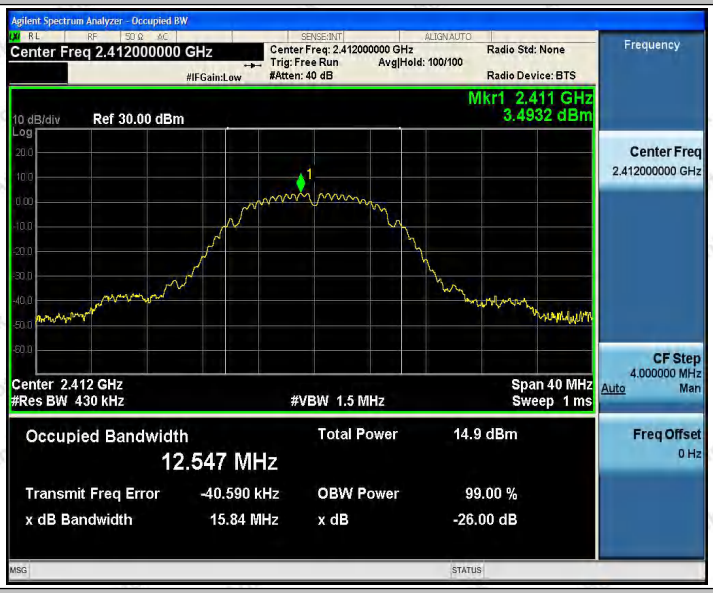

11B_Ant1_2437

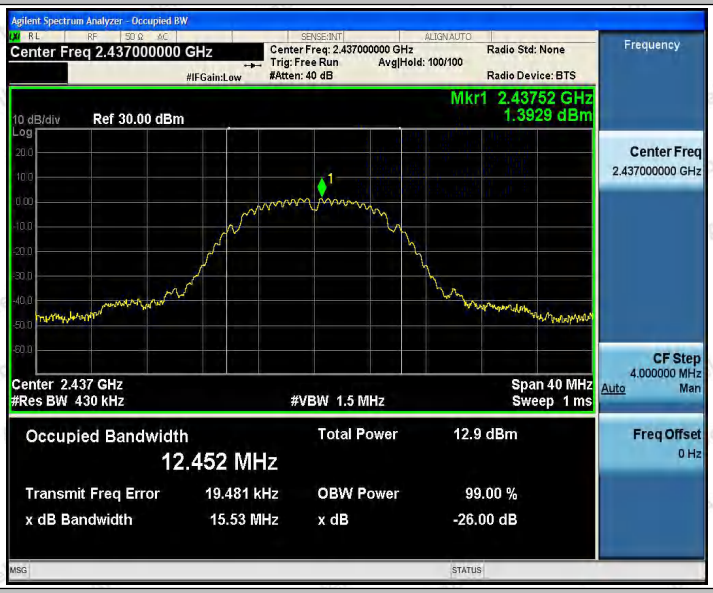

11B_Ant1_2462

11G_Ant1_2412

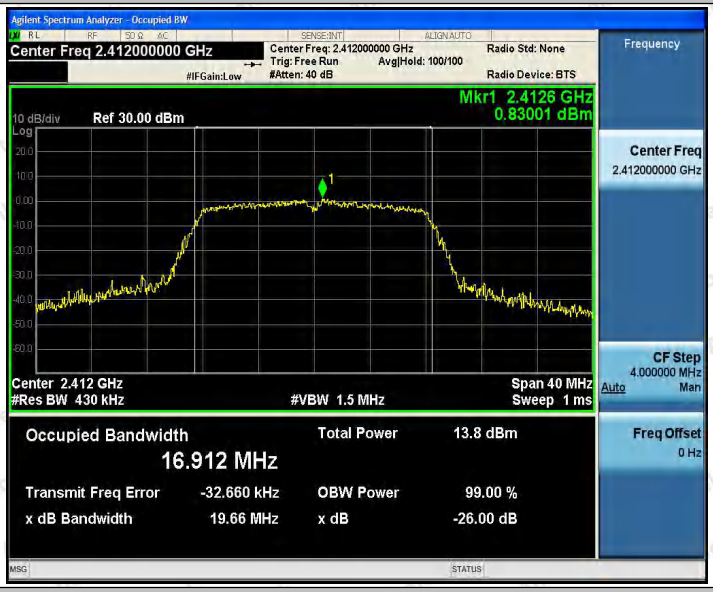

11G_Ant1_2437

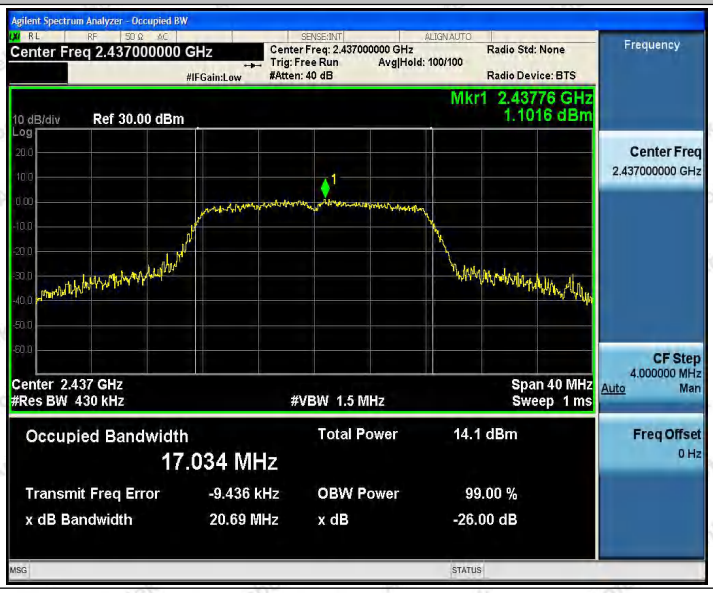

11G_Ant1_2462

11N20_Ant1_2412

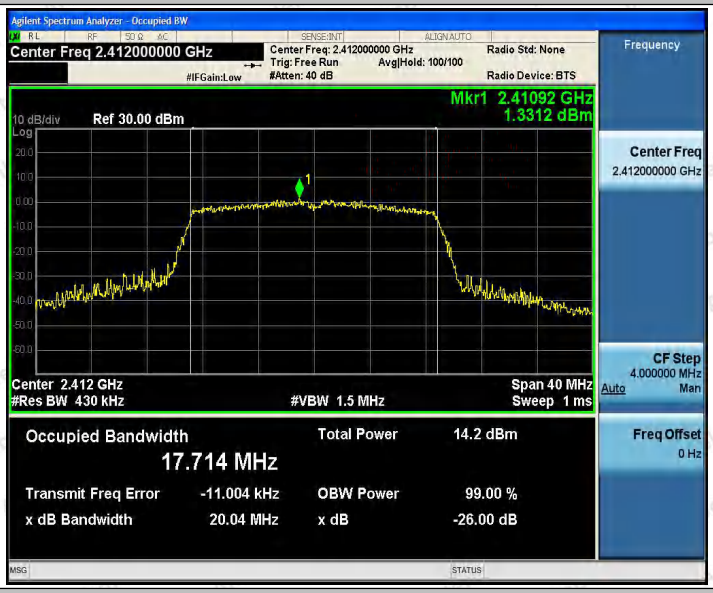

11N20_Ant1_2437

11N20_Ant1_2462

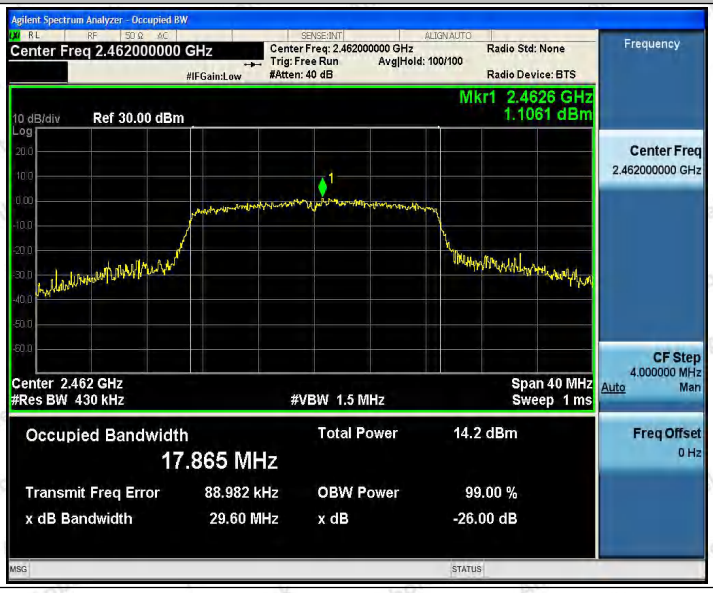

Appendix C: Maximum conducted output power

Test Result

Test Mode	Antenna	Channel	Result[dBm]	Limit[dBm]	Verdict
11B	Ant1	2412	14.95	≤30	PASS
		2437	12.87	≤30	PASS
		2462	12.99	≤30	PASS
11G	Ant1	2412	14.92	≤30	PASS
		2437	15.13	≤30	PASS
		2462	15.27	≤30	PASS
11N20	Ant1	2412	15.20	≤30	PASS
		2437	15.17	≤30	PASS
		2462	15.32	≤30	PASS

Appendix D: Maximum power spectral density

Test Result

Test Mode	Antenna	Channel	Result[dBm/3kHz]	Limit[dBm/3kHz]	Verdict
11B	Ant1	2412	-11.48	≤8	PASS
		2437	-12.11	≤8	PASS
		2462	-12.3	≤8	PASS
11G	Ant1	2412	-14.88	≤8	PASS
		2437	-16.75	≤8	PASS
		2462	-16.26	≤8	PASS
11N20	Ant1	2412	-16.08	≤8	PASS
		2437	-16.7	≤8	PASS
		2462	-16.29	≤8	PASS

Test Graphs

11B_Ant1_2412

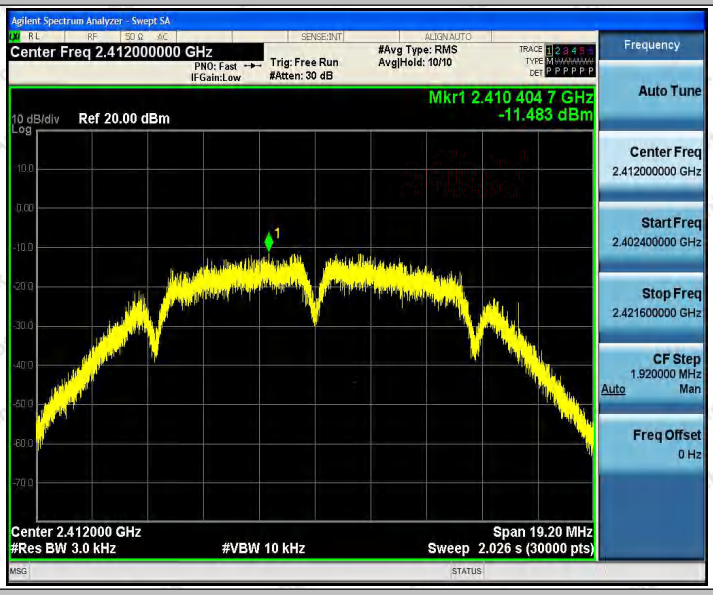

11B_Ant1_2437

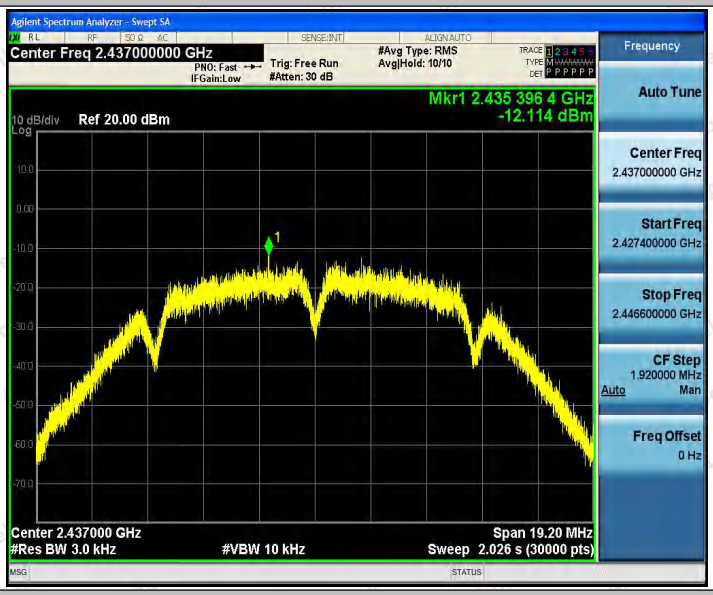

11B_Ant1_2462

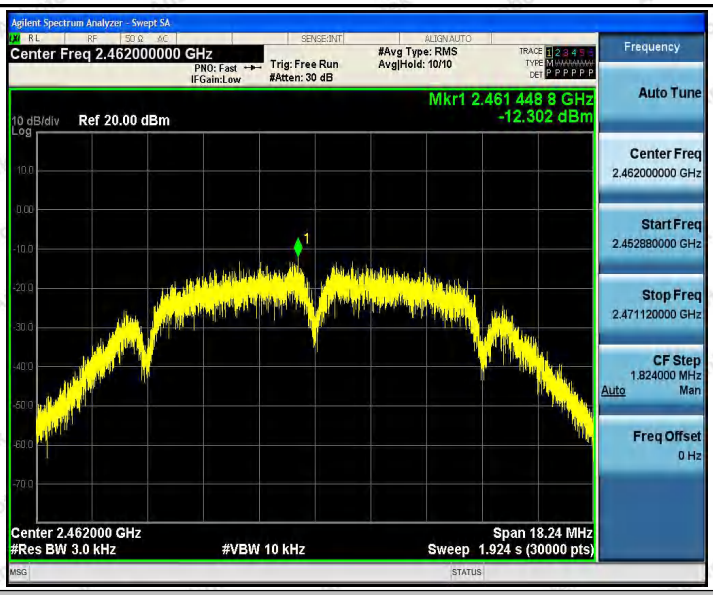

11G_Ant1_2412

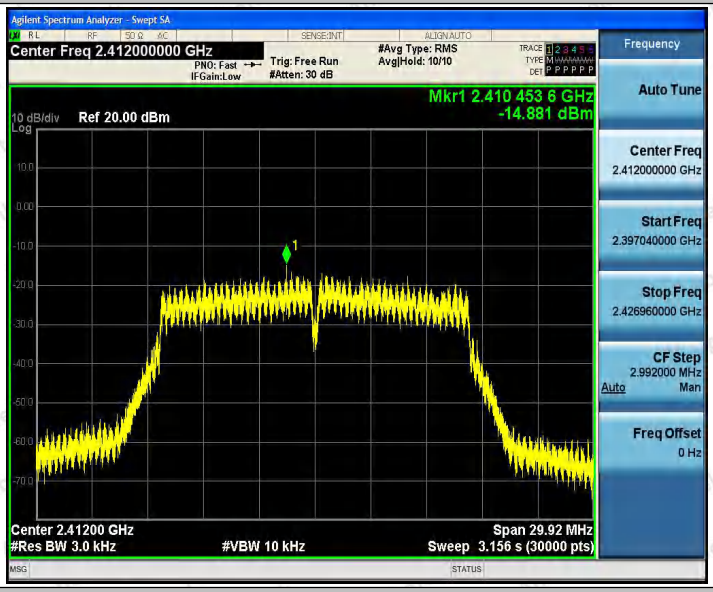

11G_Ant1_2437

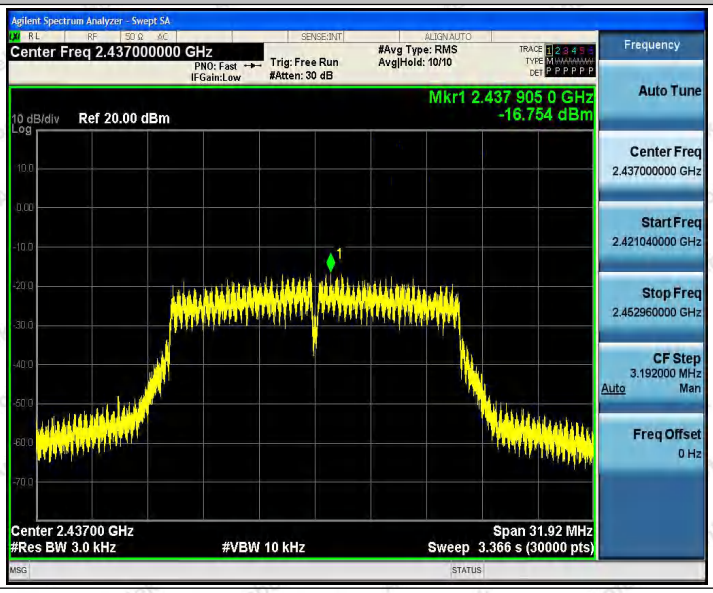

11G_Ant1_2462

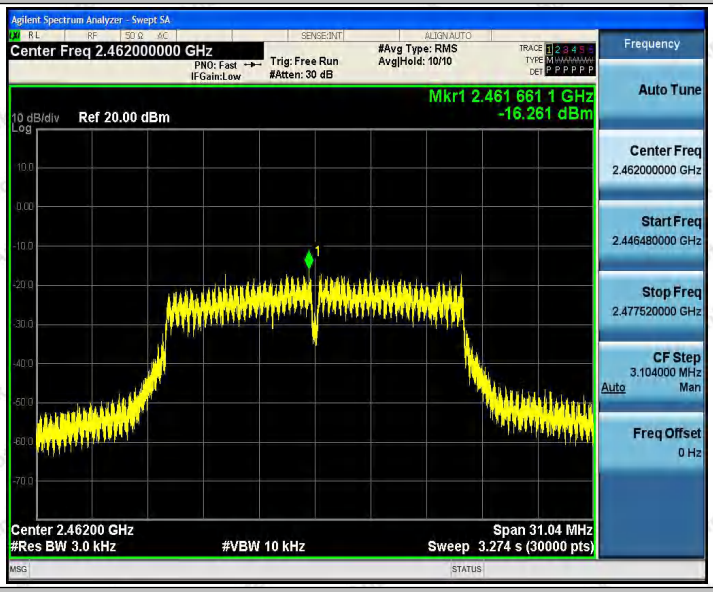

11N20_Ant1_2412

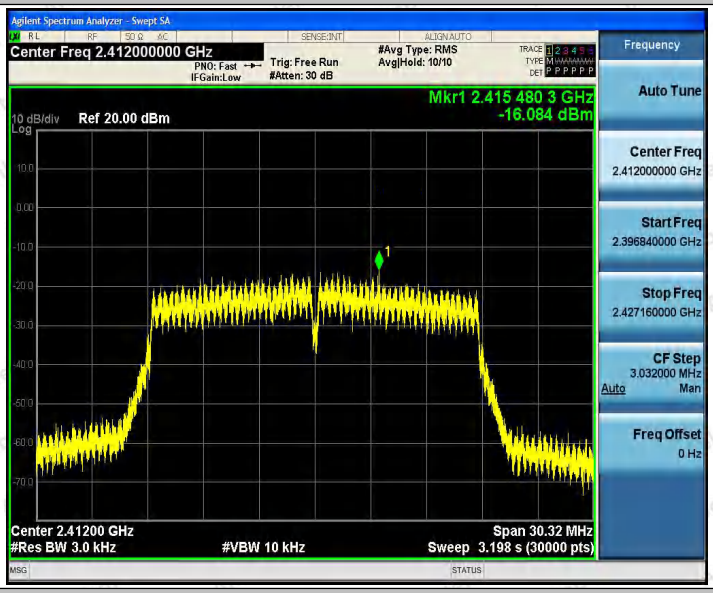

11N20_Ant1_2437

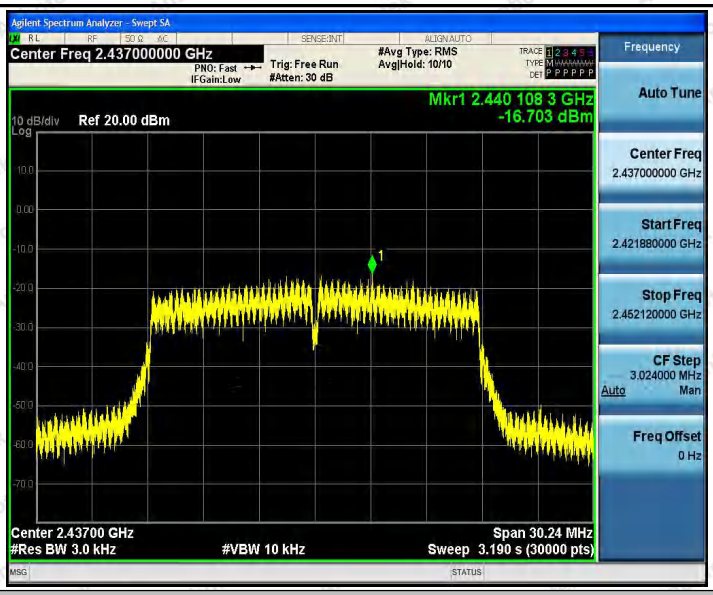

11N20_Ant1_2462

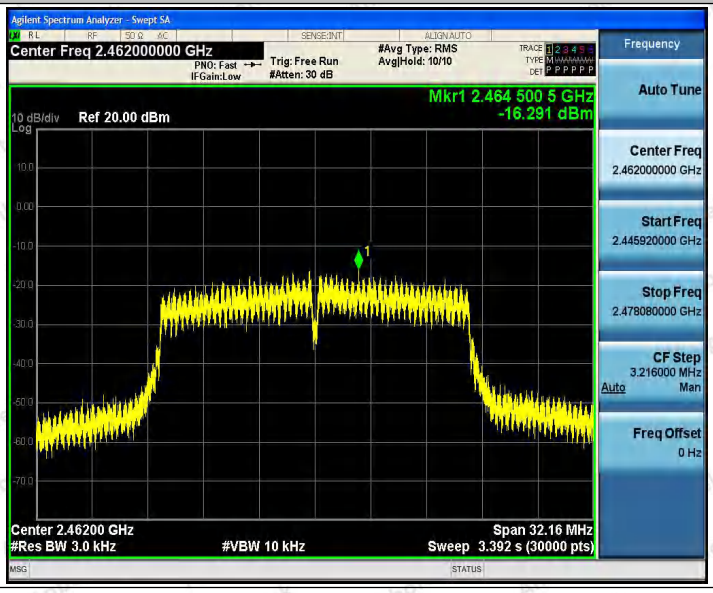

Appendix E: Band edge measurements

Test Result

Test Mode	Antenna	Ch Name	Channel	Ref Level[dBm]	Result[dBm]	Limit[dBm]	Verdict
11B	Ant1	Low	2412	2.89	-40.24	≤-17.11	PASS
		High	2462	1.52	-54.88	≤-18.48	PASS
11G	Ant1	Low	2412	-2.77	-40.13	≤-22.77	PASS
		High	2462	-2.84	-42.72	≤-22.84	PASS
11N20	Ant1	Low	2412	-3.21	-37.56	≤-23.21	PASS
		High	2462	-1.63	-40.53	≤-21.63	PASS

Test Graphs

11B_Ant1_Low_2412

11B_Ant1_High_2462

11G_Ant1_Low_2412

11G_Ant1_High_2462

11N20_Ant1_Low_2412

11N20_Ant1_High_2462

Appendix F: Conducted Spurious Emission

Test Result

Test Mode	Antenna	Channel	Freq Range [Mhz]	Ref Level [dBm]	Result [dBm]	Limit [dBm]	Verdict
11B	Ant1	2412	Reference	2.70	2.70	---	PASS
			30~1000	2.70	-70.58	≤-17.3	PASS
			1000~26500	2.70	-31.18	≤-17.3	PASS
		2437	Reference	0.49	0.49	---	PASS
			30~1000	0.49	-70.71	≤-19.51	PASS
			1000~26500	0.49	-36.22	≤-19.51	PASS
		2462	Reference	0.71	0.71	---	PASS
			30~1000	0.71	-70.42	≤-19.29	PASS
			1000~26500	0.71	-40.24	≤-19.29	PASS
11G	Ant1	2412	Reference	-3.76	-3.76	---	PASS
			30~1000	-3.76	-70.17	≤-23.76	PASS
			1000~26500	-3.76	-47.11	≤-23.76	PASS
		2437	Reference	-2.09	-2.09	---	PASS
			30~1000	-2.09	-70	≤-22.09	PASS
			1000~26500	-2.09	-45.96	≤-22.09	PASS
		2462	Reference	-3.08	-3.08	---	PASS
			30~1000	-3.08	-62.73	≤-23.08	PASS
			1000~26500	-3.08	-49.59	≤-23.08	PASS
11N20	Ant1	2412	Reference	-2.70	-2.70	---	PASS
			30~1000	-2.70	-70.39	≤-22.7	PASS
			1000~26500	-2.70	-47.78	≤-22.7	PASS
		2437	Reference	-1.60	-1.60	---	PASS
			30~1000	-1.60	-68.61	≤-21.6	PASS
			1000~26500	-1.60	-46.17	≤-21.6	PASS
		2462	Reference	-1.76	-1.76	---	PASS
			30~1000	-1.76	-66.52	≤-21.76	PASS
			1000~26500	-1.76	-51.41	≤-21.76	PASS

Test Graphs

11B_Ant1_2412_0~Reference

11B_Ant1_2412_30~1000

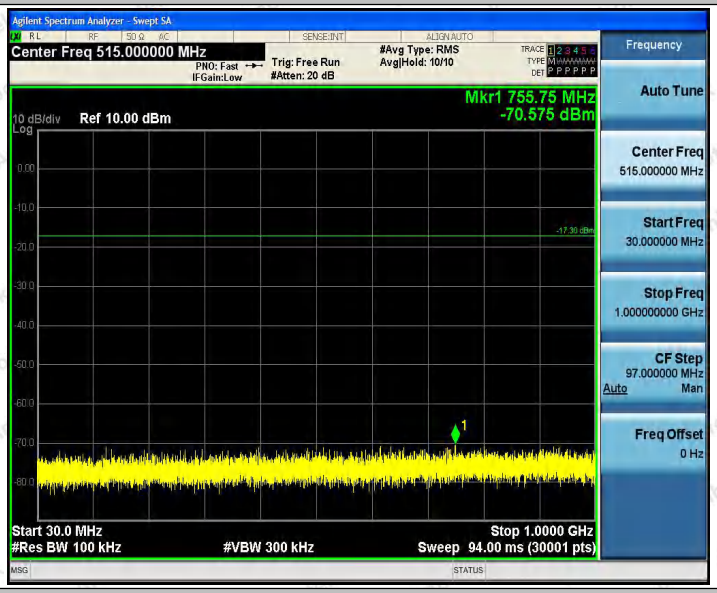

11B_Ant1_2412_1000~26500

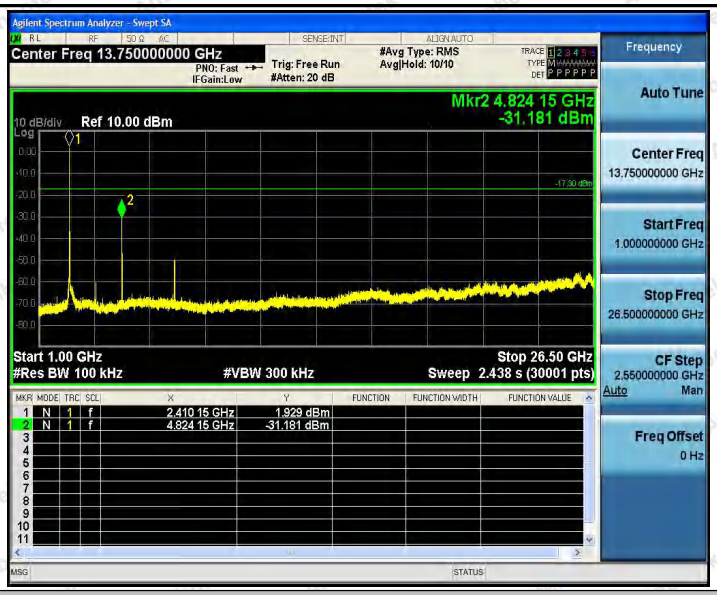

11B_Ant1_2437_0~Reference

11B_Ant1_2437_30~1000

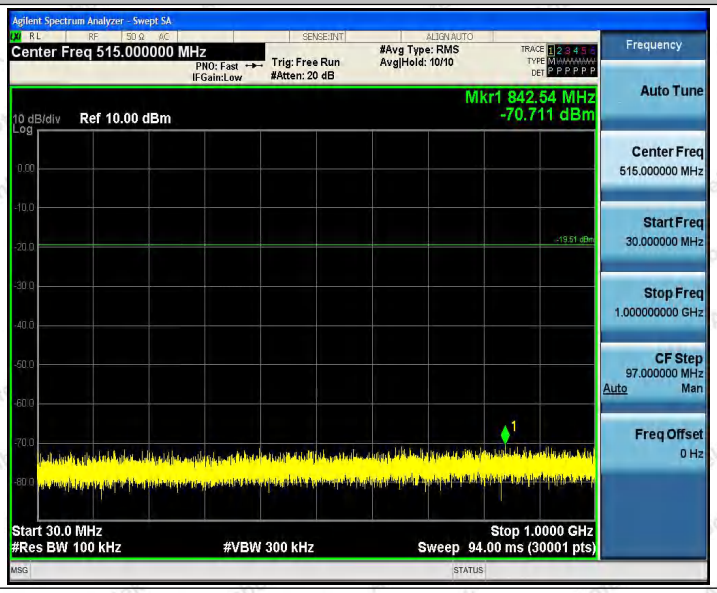

11B_Ant1_2437_1000~26500

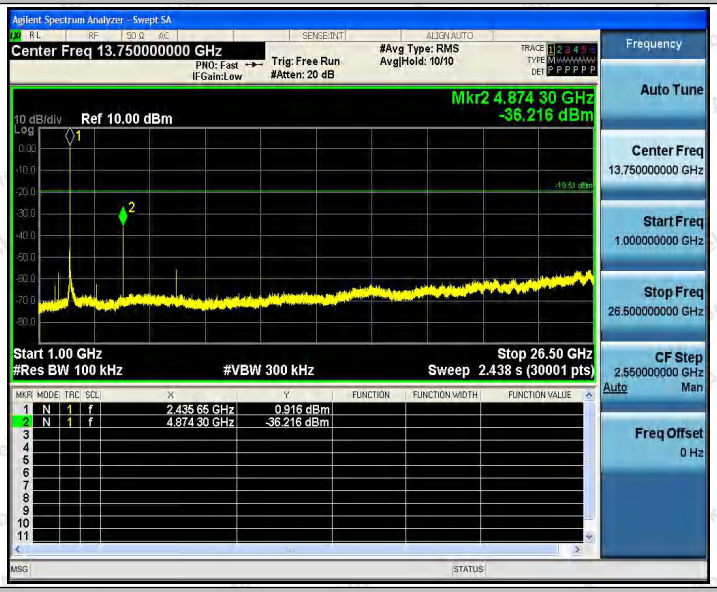

11B_Ant1_2462_0~Reference

11B_Ant1_2462_30~1000

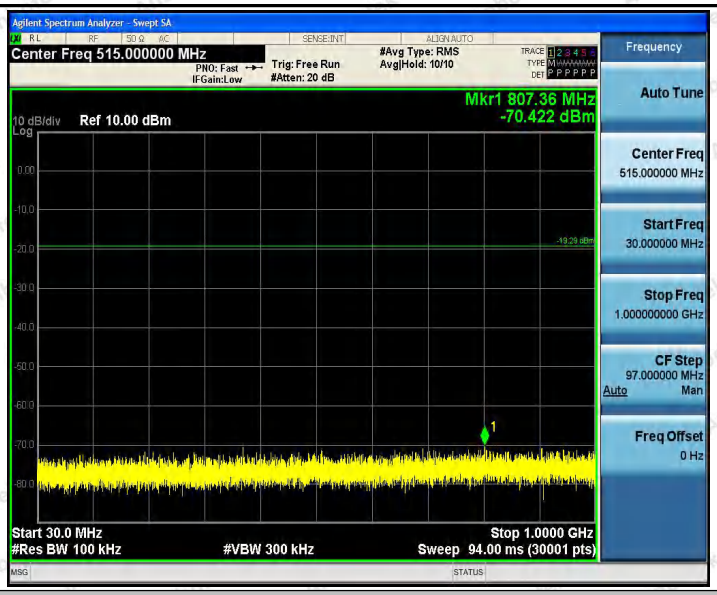

11B_Ant1_2462_1000~26500

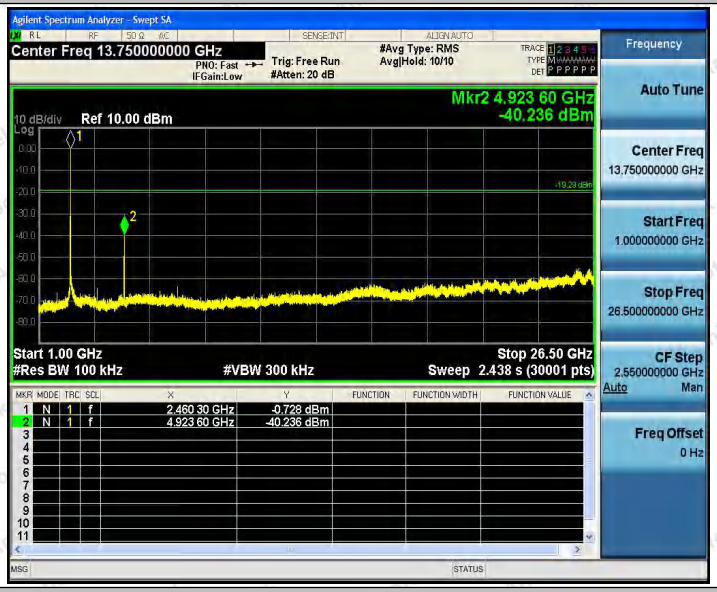

11G_Ant1_2412_0~Reference

11G_Ant1_2412_30~1000

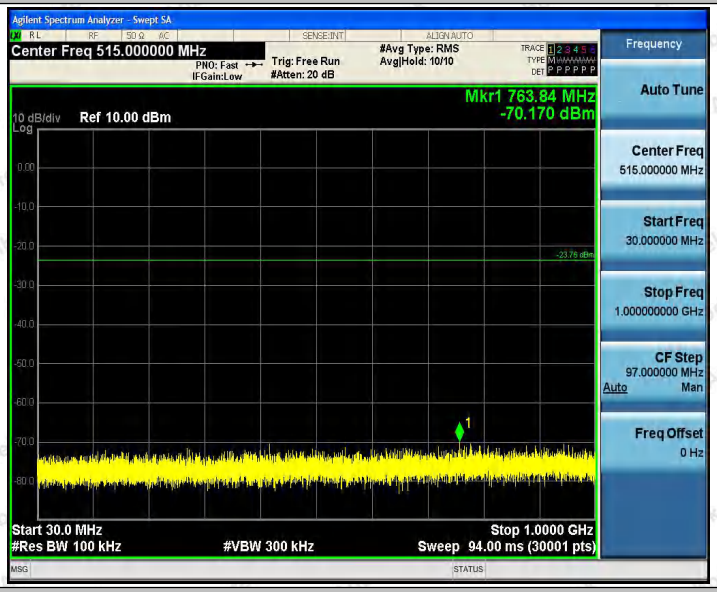

11G_Ant1_2412_1000~26500

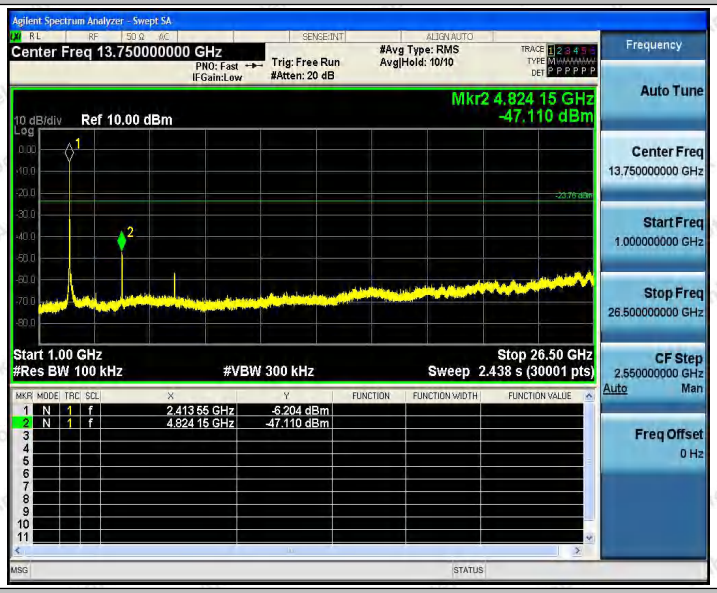

11G_Ant1_2437_0~Reference

11G_Ant1_2437_30~1000

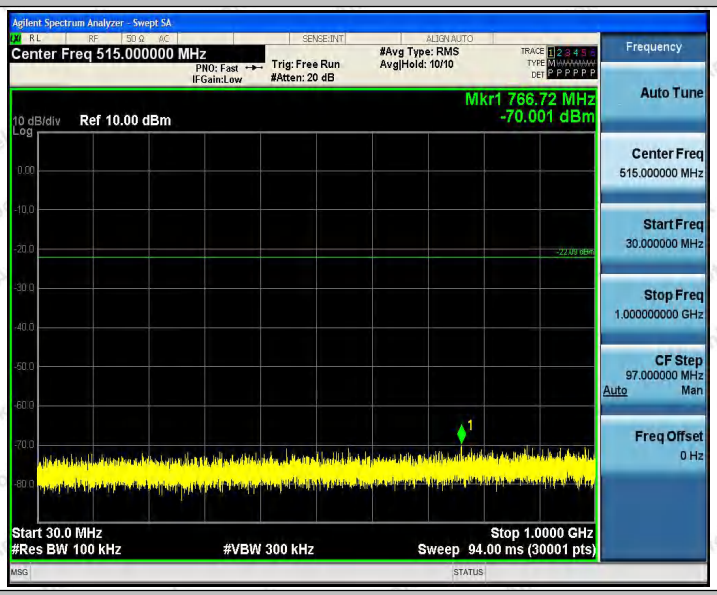

11G_Ant1_2437_1000~26500

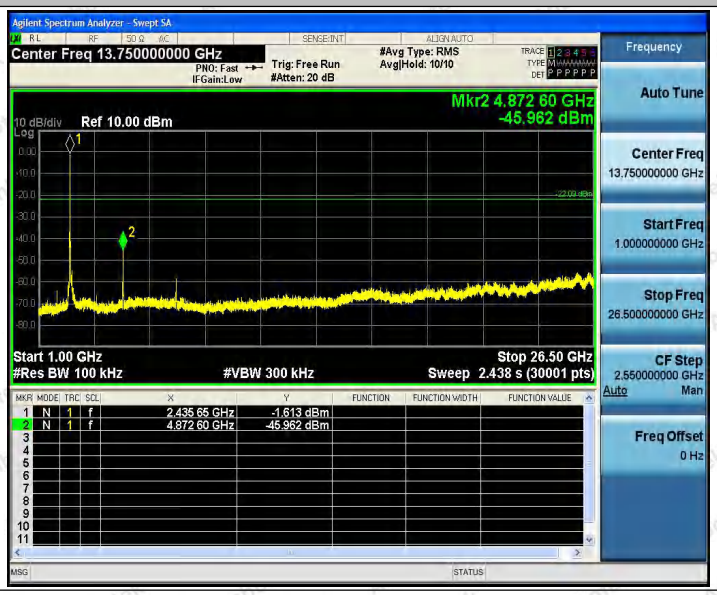

11G_Ant1_2462_0~Reference

11G_Ant1_2462_30~1000

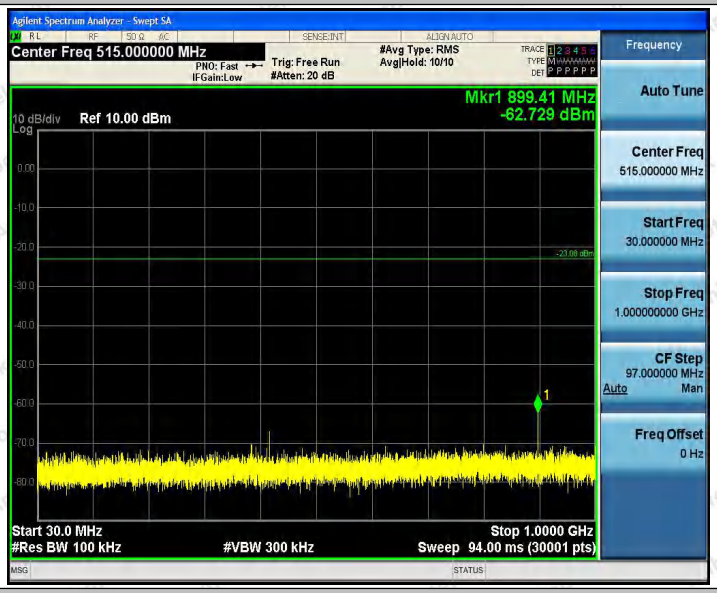

11G_Ant1_2462_1000~26500

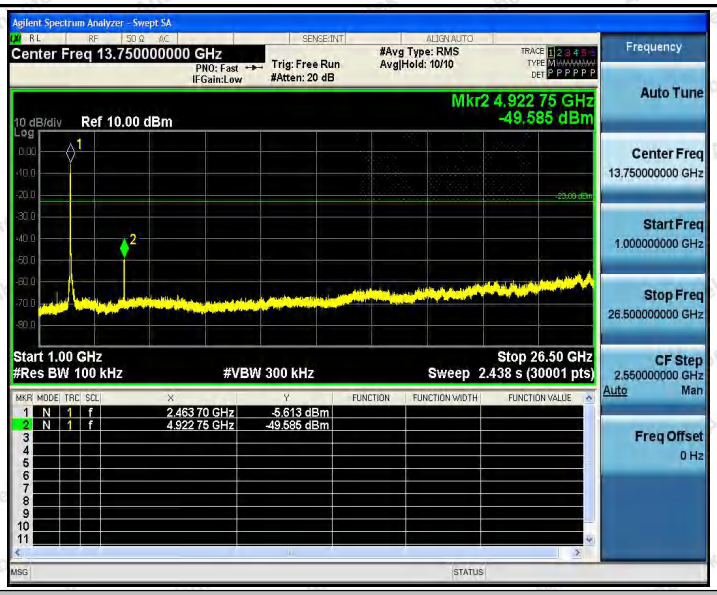

11N20_Ant1_2412_0~Reference

11N20_Ant1_2412_30~1000

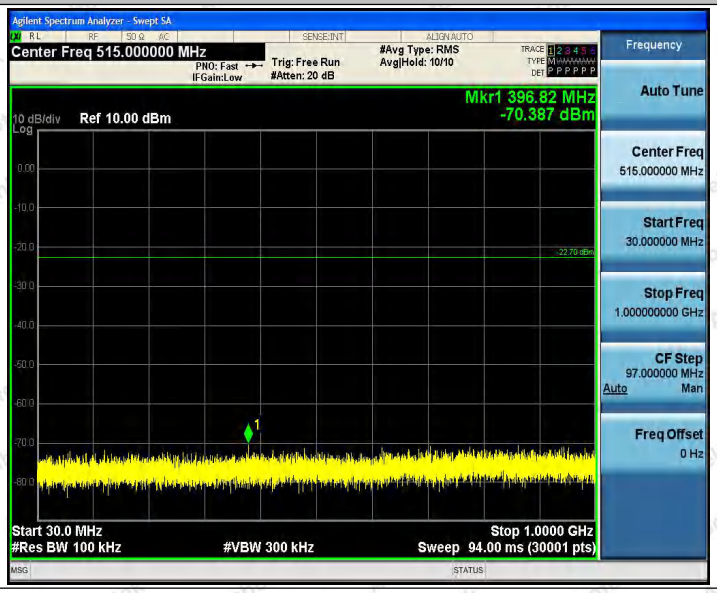

11N20_Ant1_2412_1000~26500

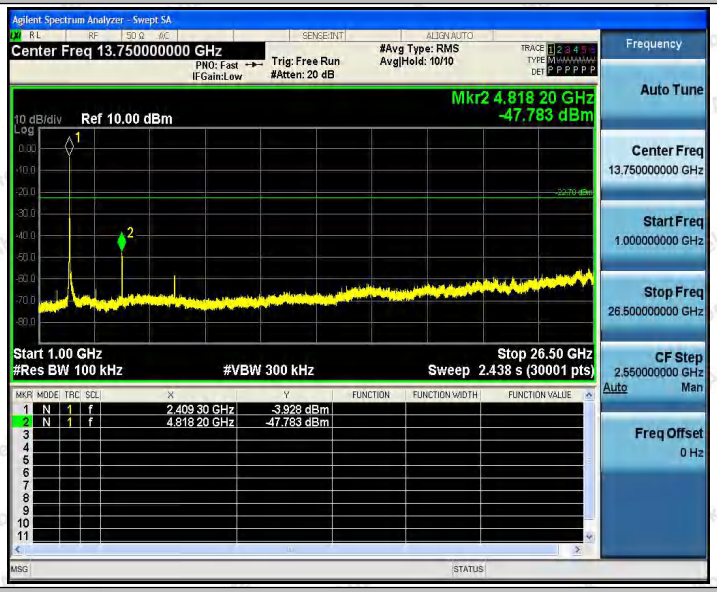

11N20_Ant1_2437_0~Reference

11N20_Ant1_2437_30~1000

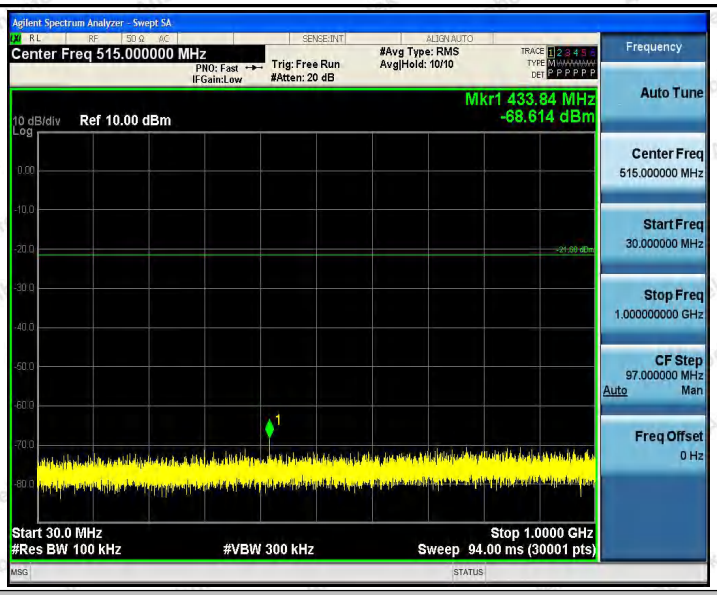

11N20_Ant1_2437_1000~26500

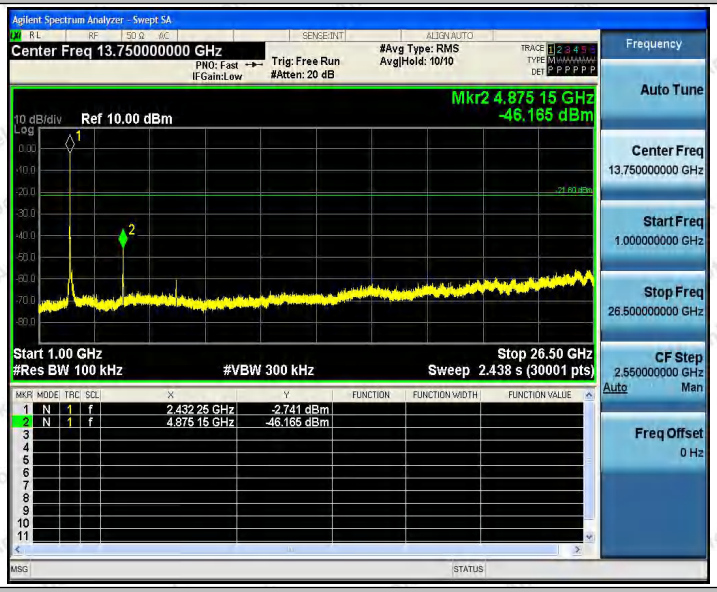

11N20_Ant1_2462_0~Reference

11N20_Ant1_2462_30~1000

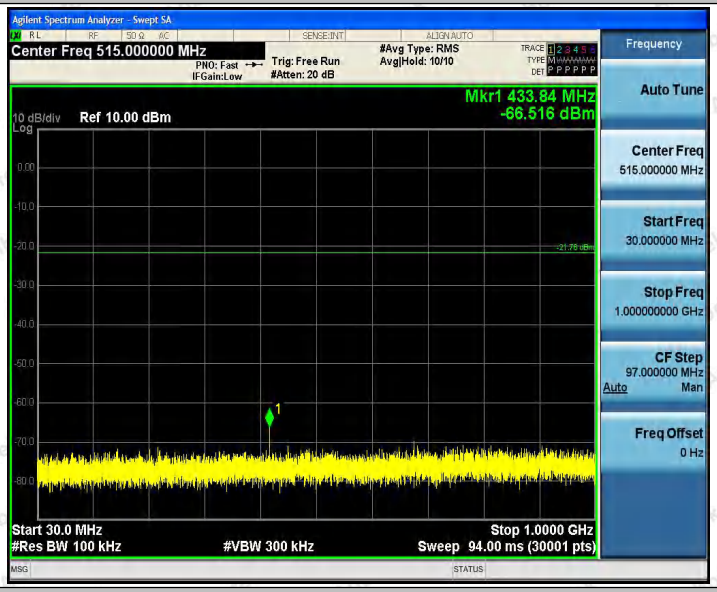

11N20_Ant1_2462_1000~26500

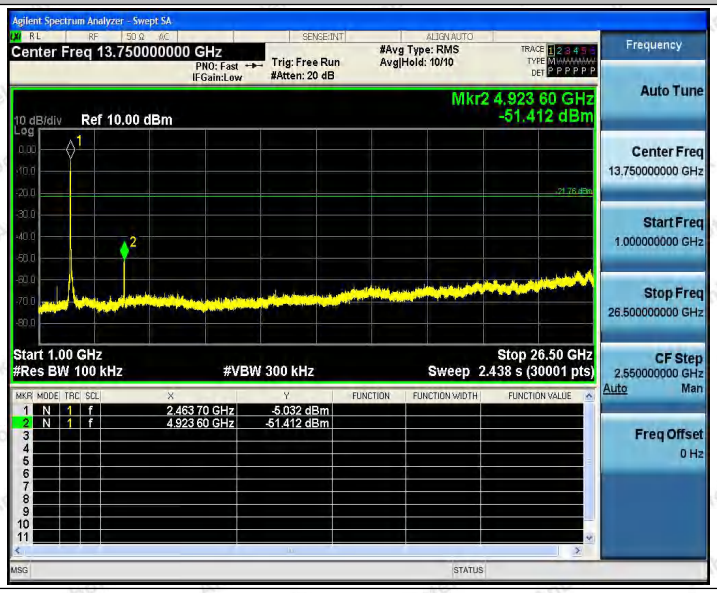

Appendix G: Duty Cycle

Test Result

Test Mode	Antenna	Channel	Transmission Duration [ms]	Transmission Period [ms]	Duty Cycle [%]	Limit	Verdict
11B	Ant1	2412	8.39	8.42	99.64	---	PASS
		2437	8.38	8.41	99.64	---	PASS
		2462	8.38	8.41	99.64	---	PASS
11G	Ant1	2412	1.39	1.43	97.20	---	PASS
		2437	1.39	1.43	97.20	---	PASS
		2462	1.40	1.43	97.90	---	PASS
11N20	Ant1	2412	1.30	1.34	97.01	---	PASS
		2437	1.30	1.34	97.01	---	PASS
		2462	1.30	1.33	97.74	---	PASS

Test Graphs

11B_Ant1_2412

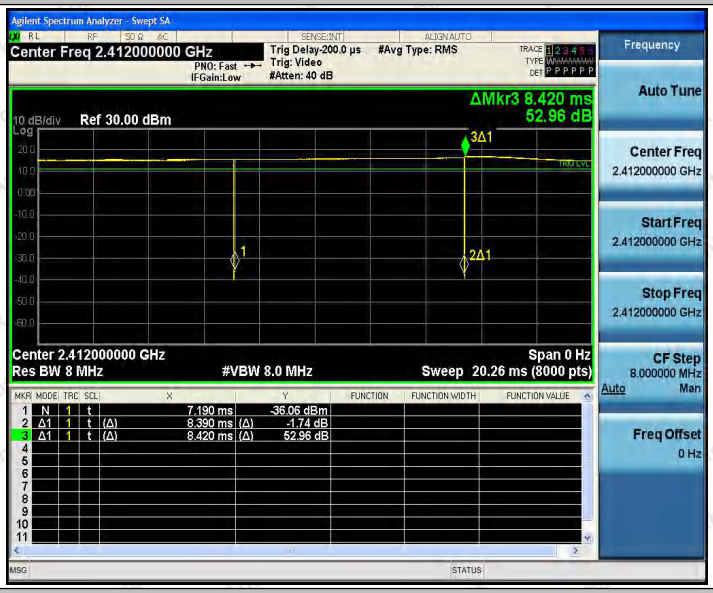

11B_Ant1_2437

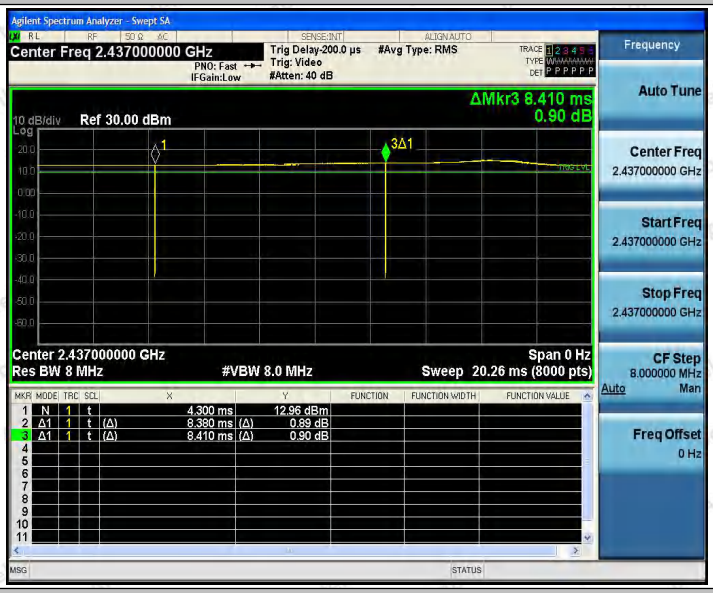

11B_Ant1_2462

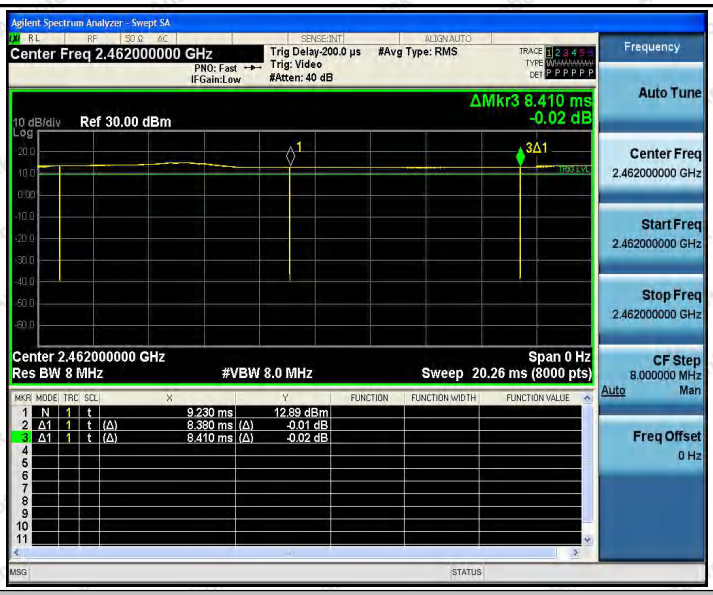

11G_Ant1_2412

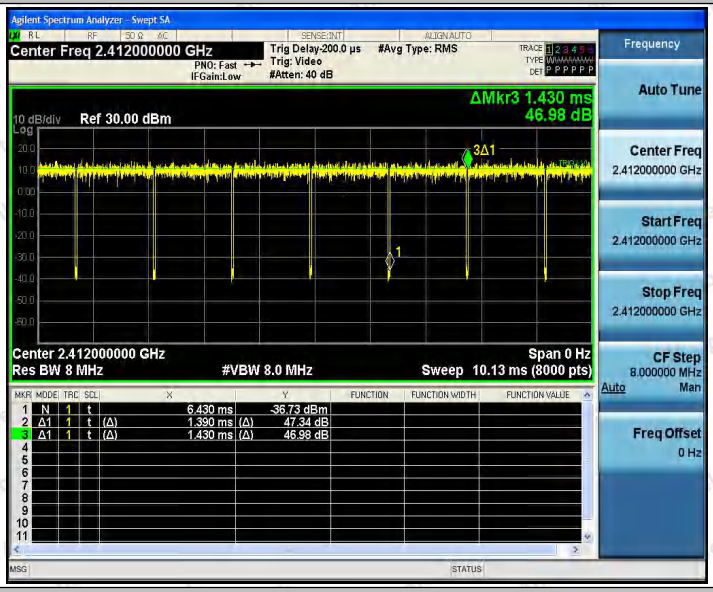

11G_Ant1_2437

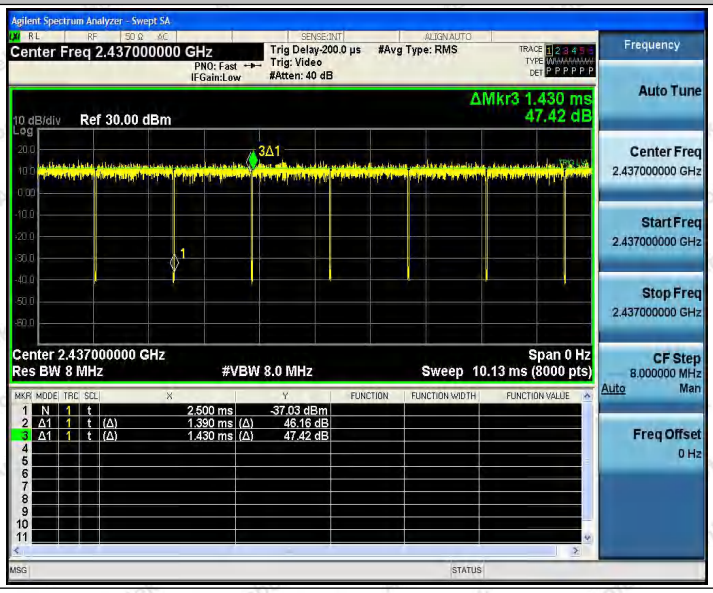

11G_Ant1_2462

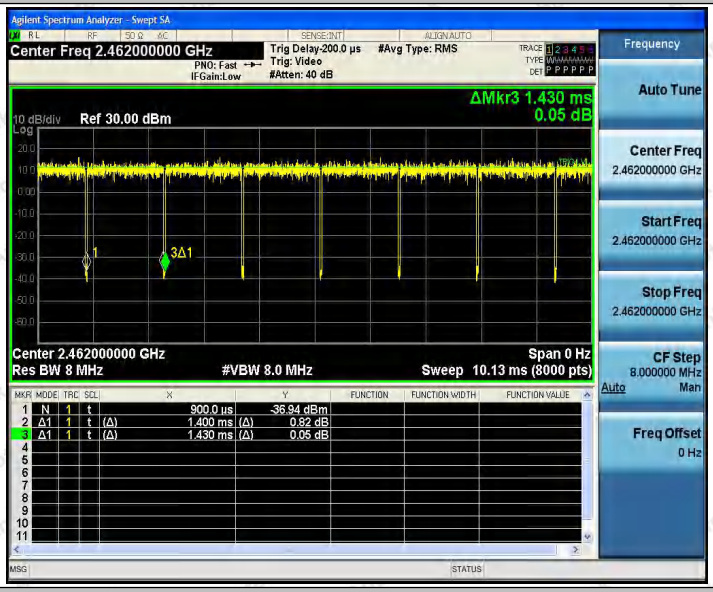

11N20_Ant1_2412

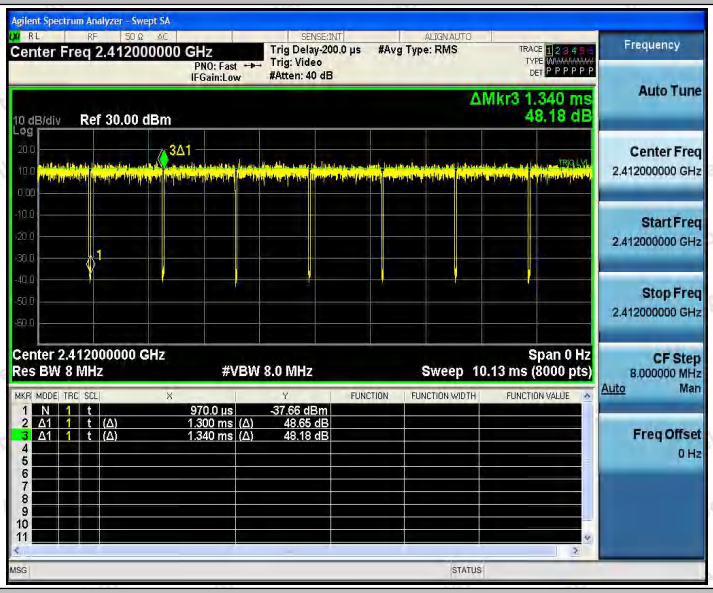

11N20_Ant1_2437

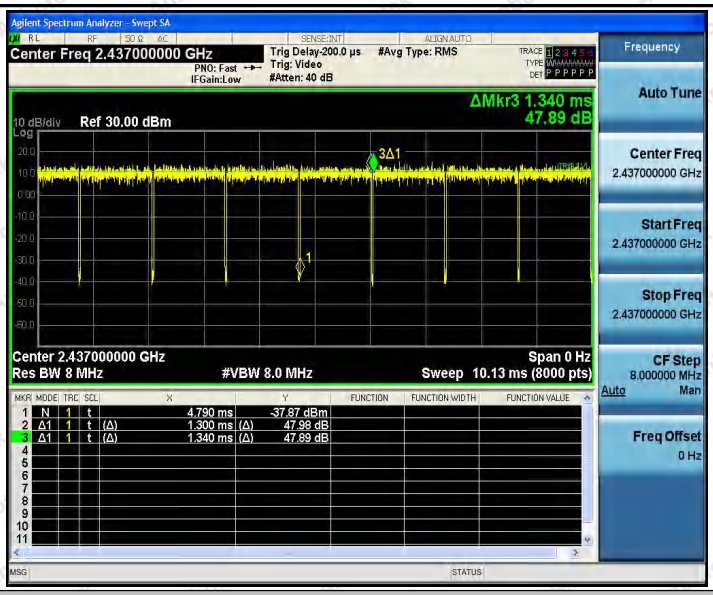

11N20_Ant1_2462

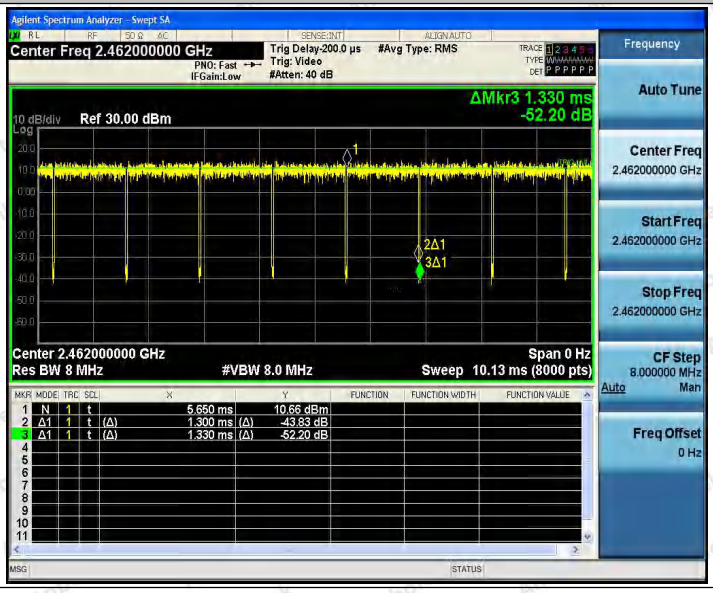

---End---