RF Test Data for 2.4G Wi-Fi (Conducted Measurements)

General Description of EUT	
Product Name:	Gateway
Test Model:	BoHM A
Sample ID:	RW-C-202203-0256-1-2#
Environmental Conditions	
Temperature:	23.8℃
Relative Humidity:	48%
Test Voltage:	DC 5V
Test Engineer:	Huang jian ping
Note: For a more detailed features description, please refer to the report TBR-C-202203-0256-12	

Contents

1. DTS Bandwidth 3
1.1.Test Result 3
1.2.Test Graphs 4
2. Occupied Channel Bandwidth 7
2.1.Test Result 7
2.2.Test Graphs 8
3. Maximum conducted output power 11
3.1.Test Result 11
4. Maximum power spectral density 12
4.1.Test Result 12
4.2.Test Graphs 13
5. Band edge measurements 16
5.1.Test Result 16
5.2.Test Graphs 17
6. Conducted Spurious Emission 19
6.1.Test Result 19
6.2.Test Graphs 20
7. Duty Cycle 29
7.1.Test Result 29
7.2.Test Graphs 30
8. Emissions in Restricted Bands 33
8.1.Test Result 33
8.2.Test Graphs 34

1. DTS Bandwidth

1.1.Test Result

TestMode	Antenna	Channel	DTS BW [MHz]	FL[MHz]	FH[MHz]	Limit[MHz]	Verdict
11B	Ant1	2412	9.04	2407.48	2416.52	0.5	PASS
		2437	9.08	2432.44	2441.52	0.5	PASS
		2462	9.04	2457.48	2466.52	0.5	PASS
11G	Ant1	2412	15.68	2404.16	2419.84	0.5	PASS
		2437	15.44	2429.40	2444.84	0.5	PASS
		2462	15.40	2454.44	2469.84	0.5	PASS
11N20SISO	Ant1	2412	15.40	2404.16	2419.56	0.5	PASS
		2437	15.12	2429.44	2444.56	0.5	PASS
		2462	15.36	2454.44	2469.80	0.5	PASS

1.2.Test Graphs

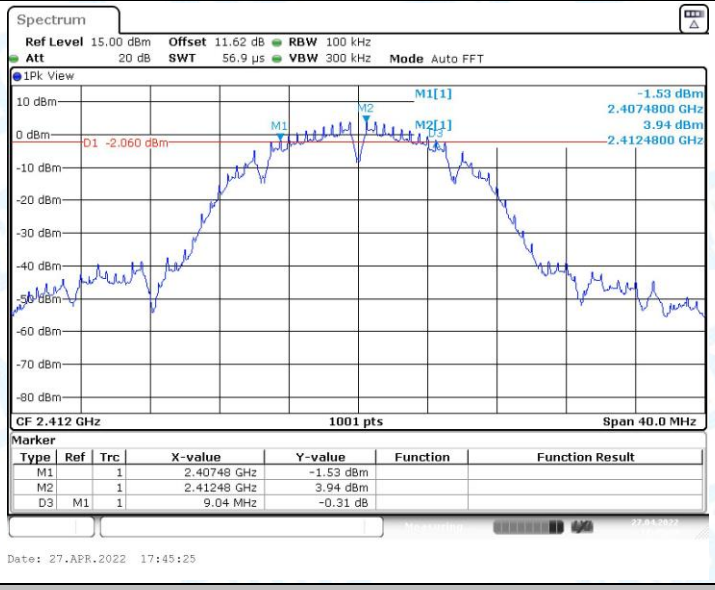

11B_Ant1_2412

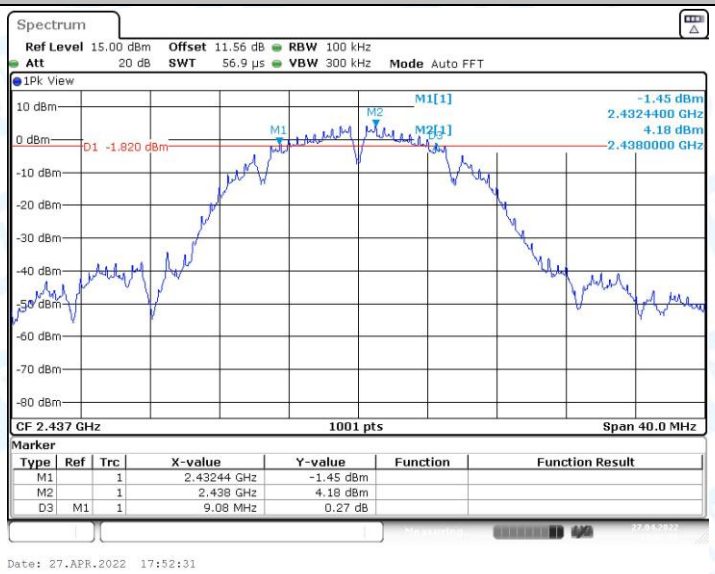

11B_Ant1_2437

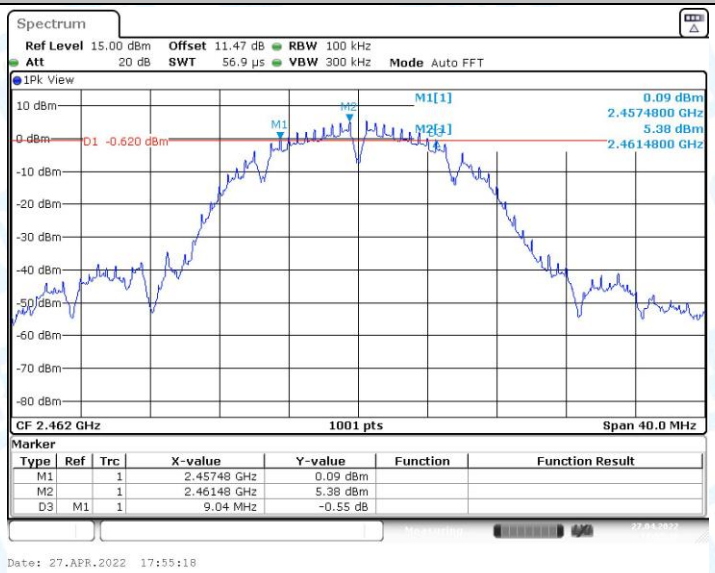

11B_Ant1_2462

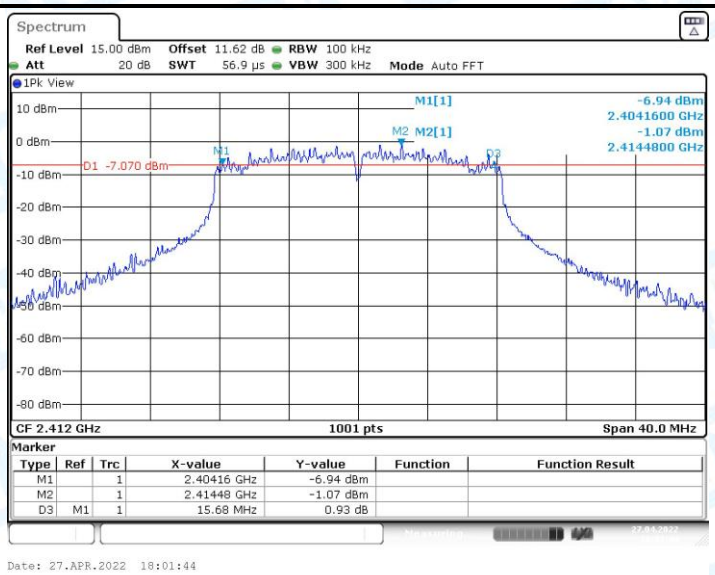

11G_Ant1_2412

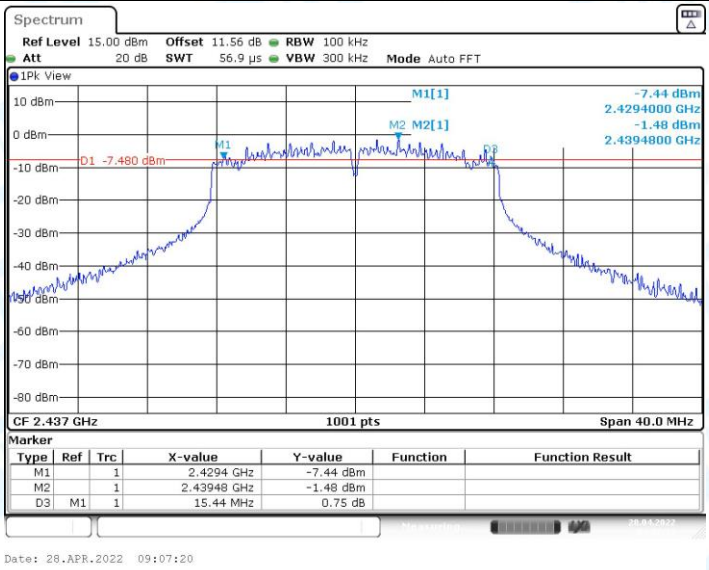

11G_Ant1_2437

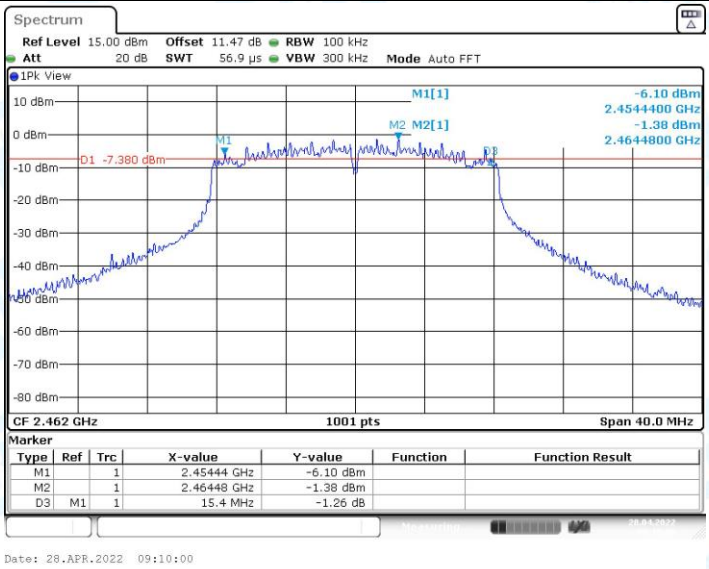

11G_Ant1_2462

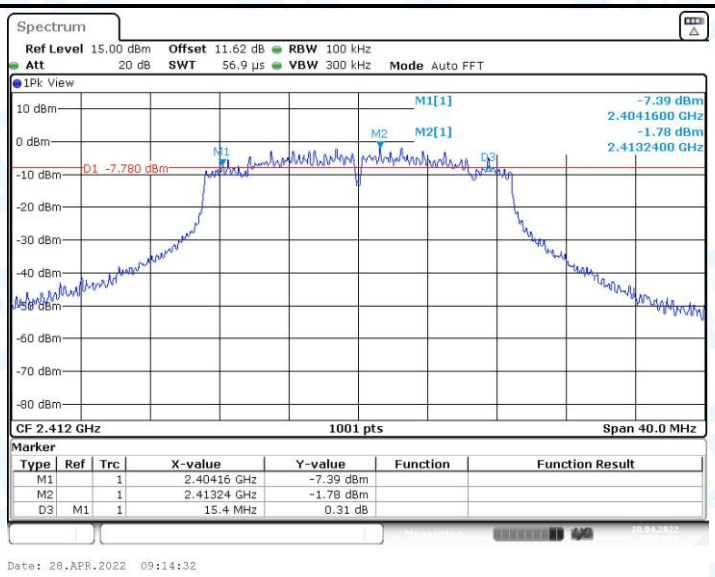

11N20SISO_Ant1_2412

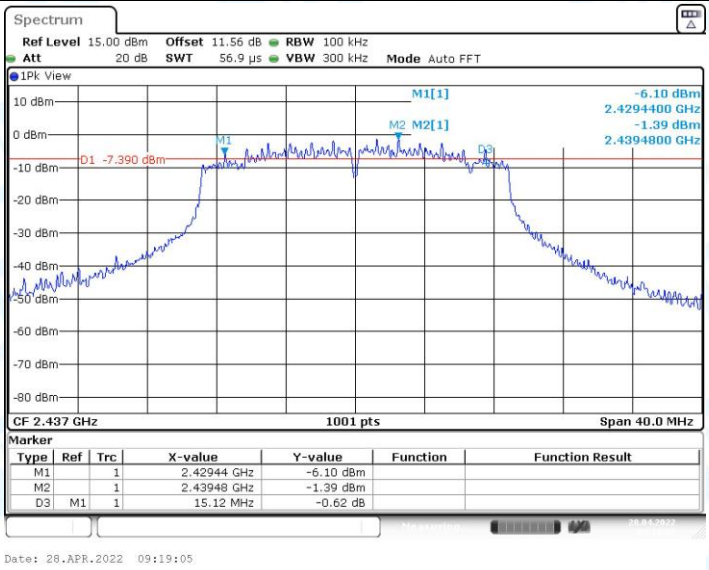

11N20SISO_Ant1_2437

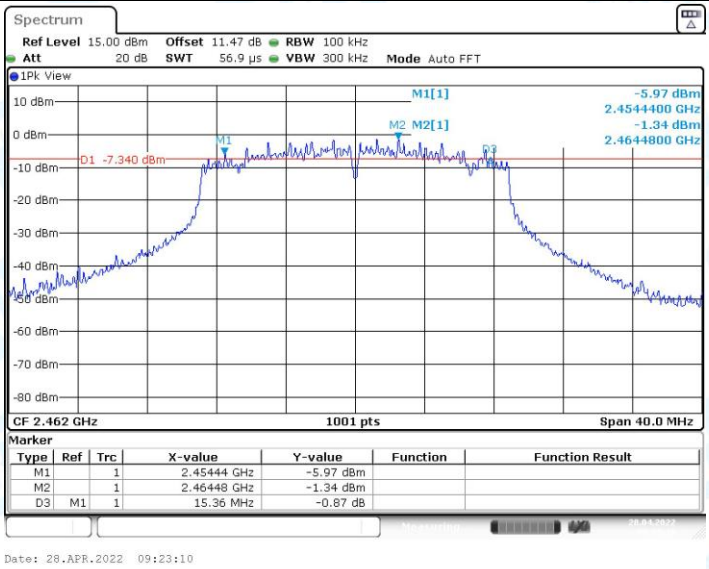

11N20SISO_Ant1_2462

2. Occupied Channel Bandwidth

2.1.Test Result

TestMode	Antenna	Channel	OCB [MHz]	FL[MHz]	FH[MHz]	Limit[MHz]	Verdict
11B	Ant1	2412	14.066	2404.967	2419.033	---	---
		2437	14.026	2430.007	2444.033	---	---
		2462	14.026	2454.967	2468.993	---	---
11G	Ant1	2412	16.703	2403.608	2420.312	---	---
		2437	16.623	2428.648	2445.272	---	---
		2462	16.663	2453.648	2470.312	---	---
11N20SISO	Ant1	2412	17.902	2403.169	2421.071	---	---
		2437	17.702	2428.089	2445.791	---	---
		2462	17.782	2453.089	2470.871	---	---

2.2.Test Graphs

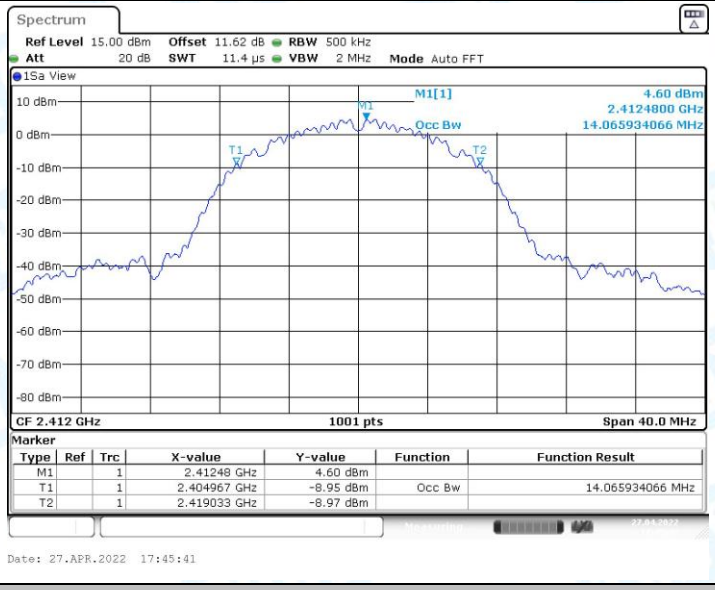

11B_Ant1_2412

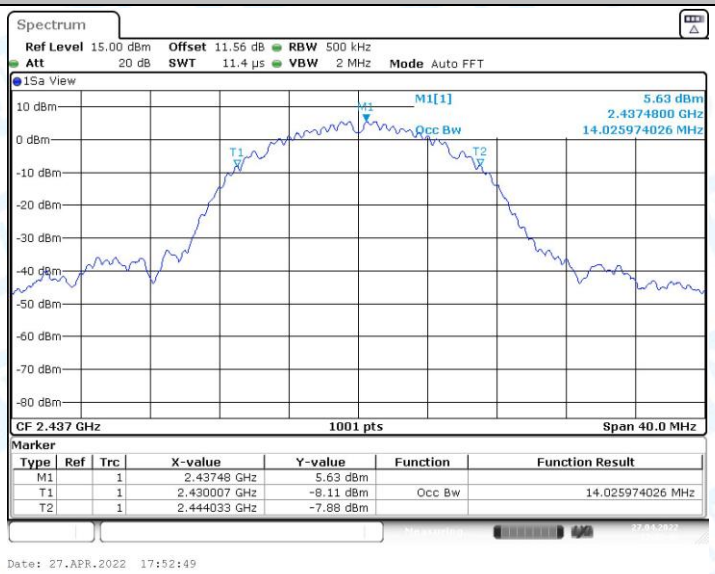

11B_Ant1_2437

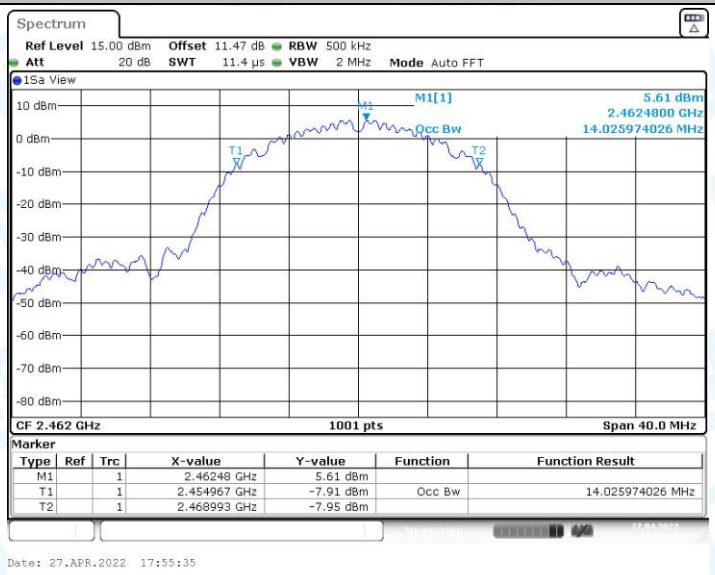

11B_Ant1_2462

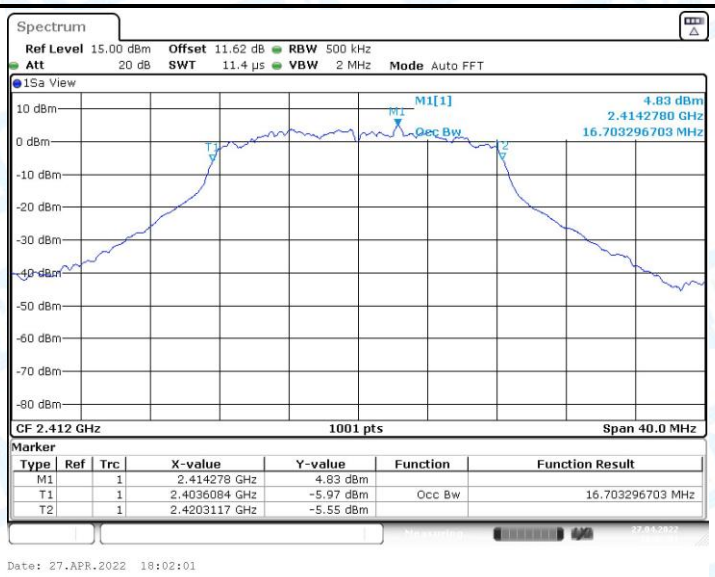

11G_Ant1_2412

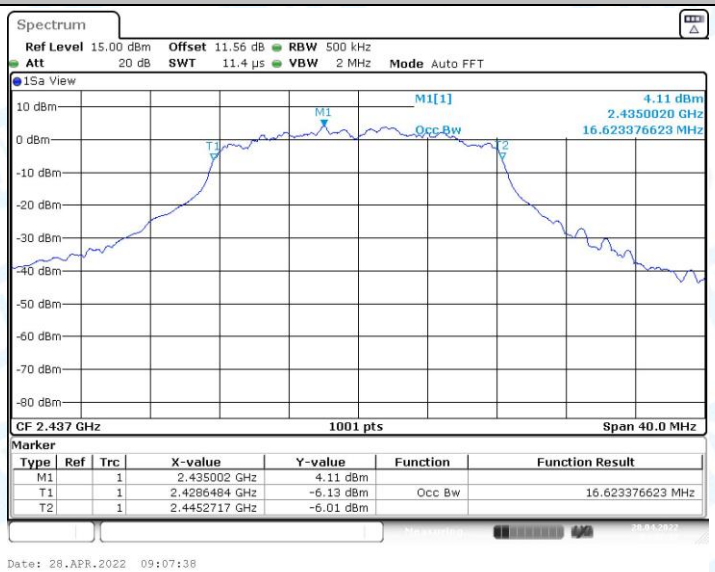

11G_Ant1_2437

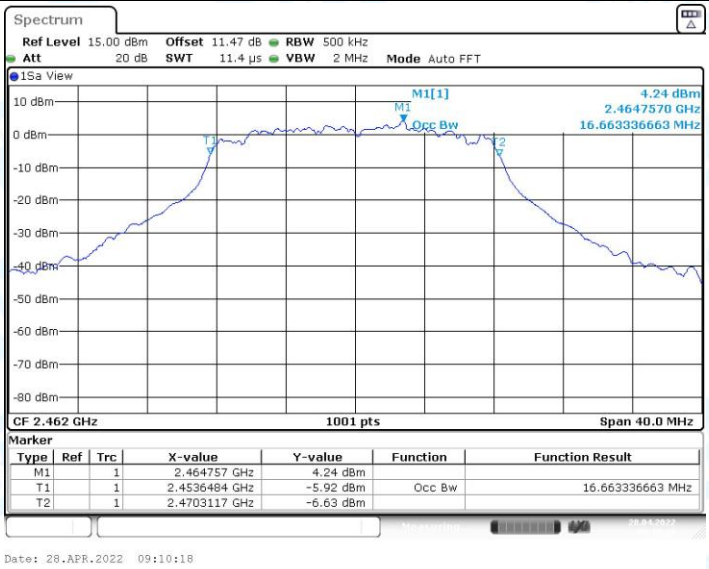

11G_Ant1_2462

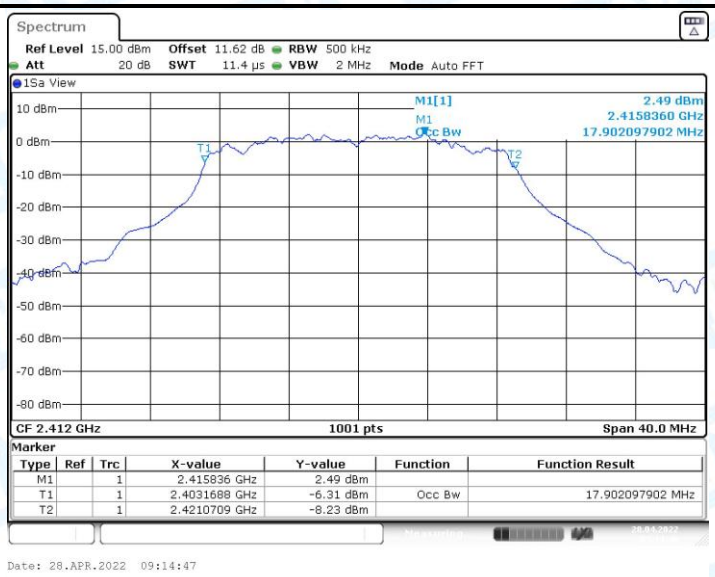

11N20SISO_Ant1_2412

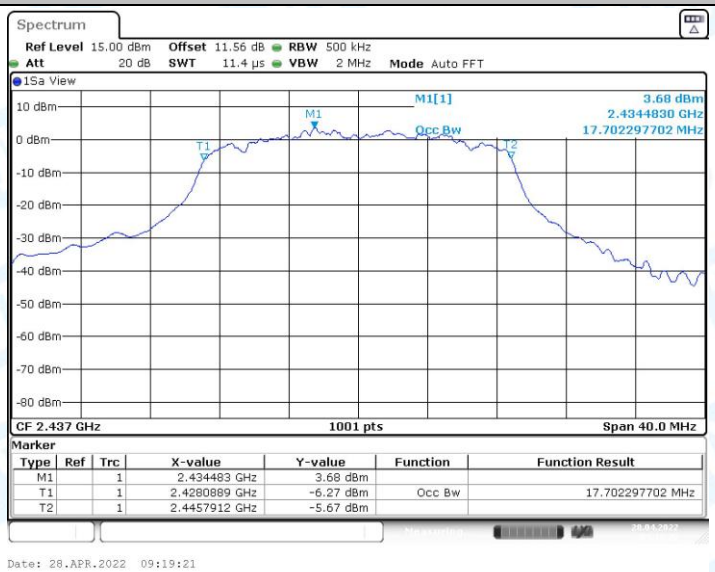

11N20SISO_Ant1_2437

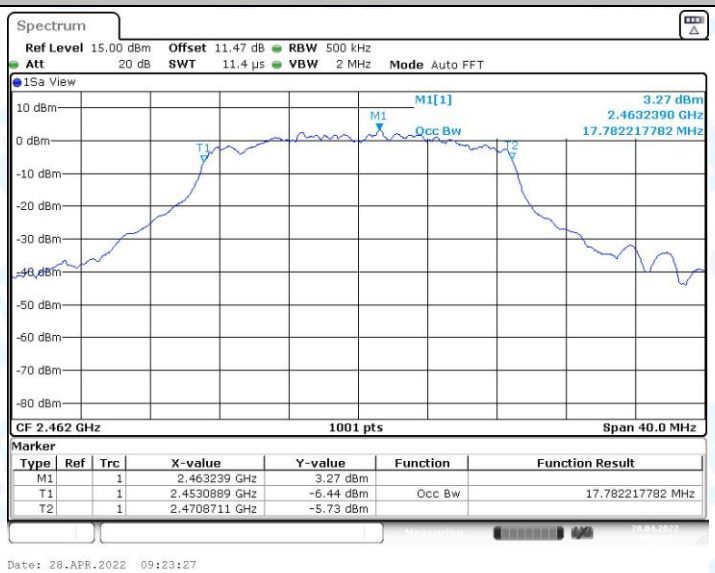

11N20SISO_Ant1_2462

3. Maximum conducted output power

3.1.Test Result

TestMode	Antenna	Channel	Result[dBm]	Limit[dBm]	Verdict
11B	Ant1	2412	17.04	≤30.00	PASS
		2437	16.98	≤30.00	PASS
		2462	17.03	≤30.00	PASS
11G	Ant1	2412	17.23	≤30.00	PASS
		2437	17.19	≤30.00	PASS
		2462	17.29	≤30.00	PASS
11N20SISO	Ant1	2412	16.87	≤30.00	PASS
		2437	16.95	≤30.00	PASS
		2462	16.94	≤30.00	PASS

4. Maximum power spectral density

4.1.Test Result

Test Mode	Antenna	Channel	Result[dBm/3kHz]	Limit[dBm/3kHz]	Verdict
11B	Ant1	2412	-7.59	≤8.00	PASS
		2437	-6.35	≤8.00	PASS
		2462	-6.24	≤8.00	PASS
11G	Ant1	2412	-16.13	≤8.00	PASS
		2437	-15.45	≤8.00	PASS
		2462	-15.39	≤8.00	PASS
11N20SISO	Ant1	2412	-16.58	≤8.00	PASS
		2437	-16.25	≤8.00	PASS
		2462	-16.06	≤8.00	PASS

4.2.Test Graphs

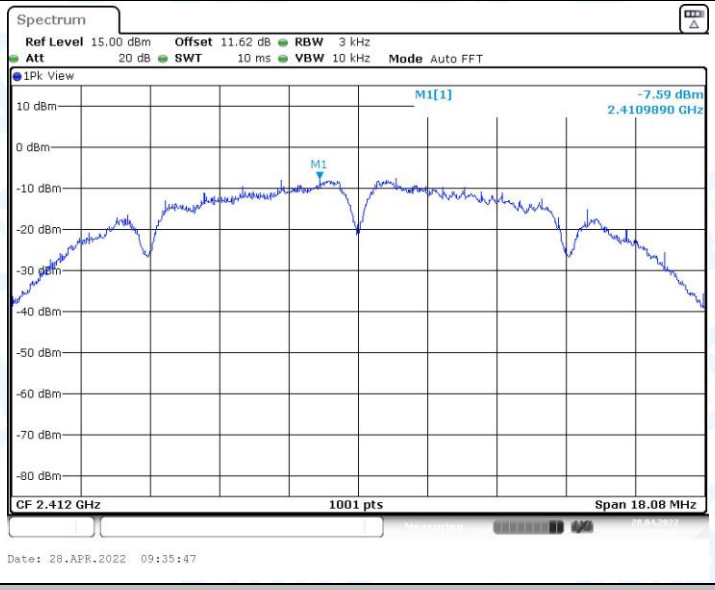

11B_Ant1_2412

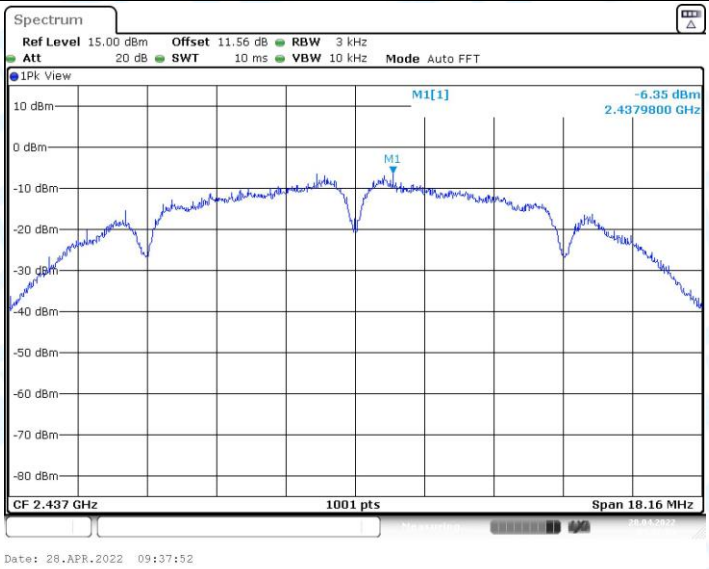

11B_Ant1_2437

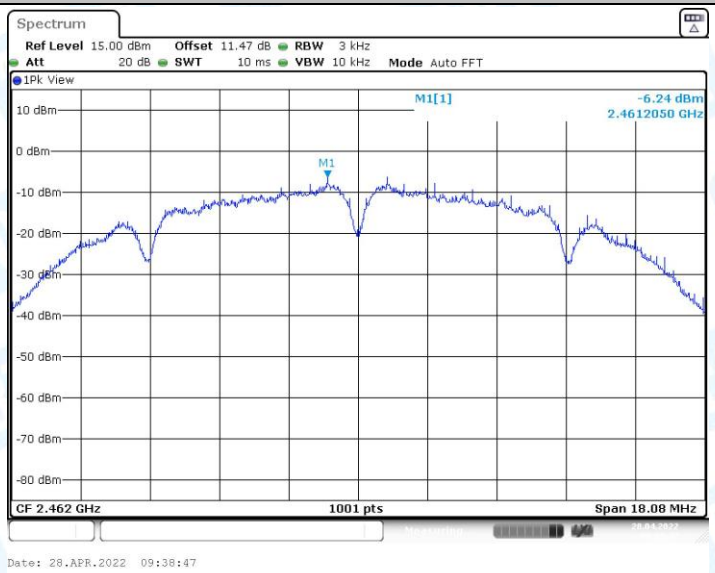

11B_Ant1_2462

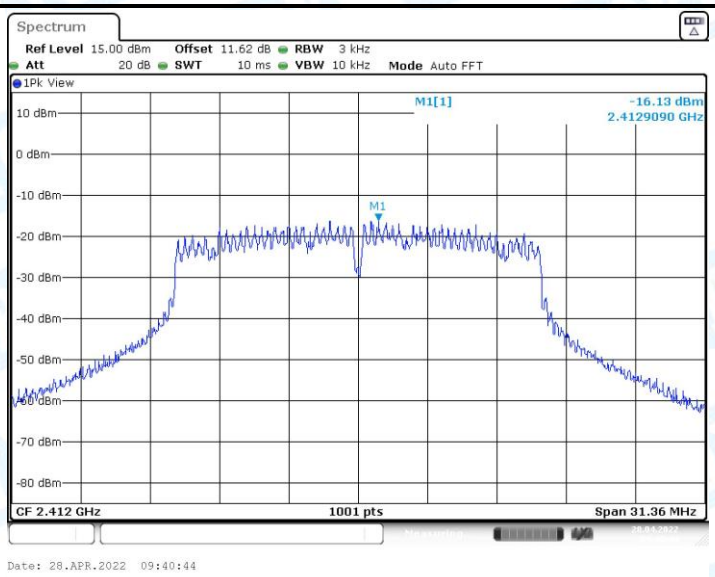

11G_Ant1_2412

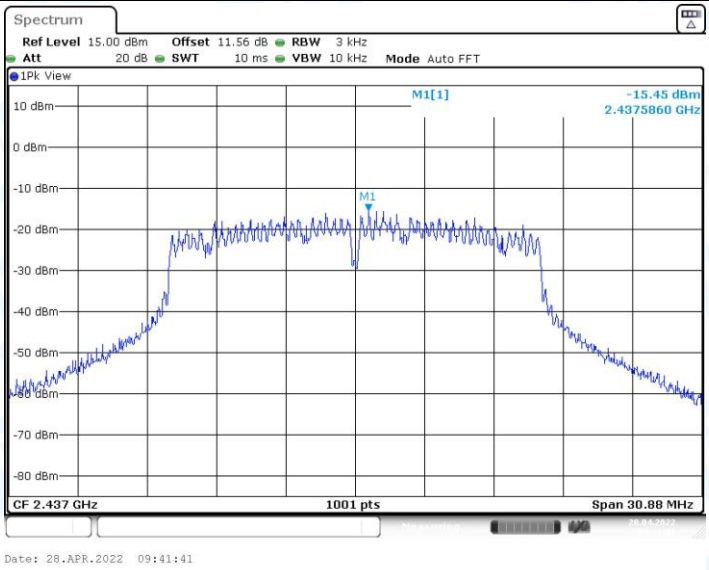

11G_Ant1_2437

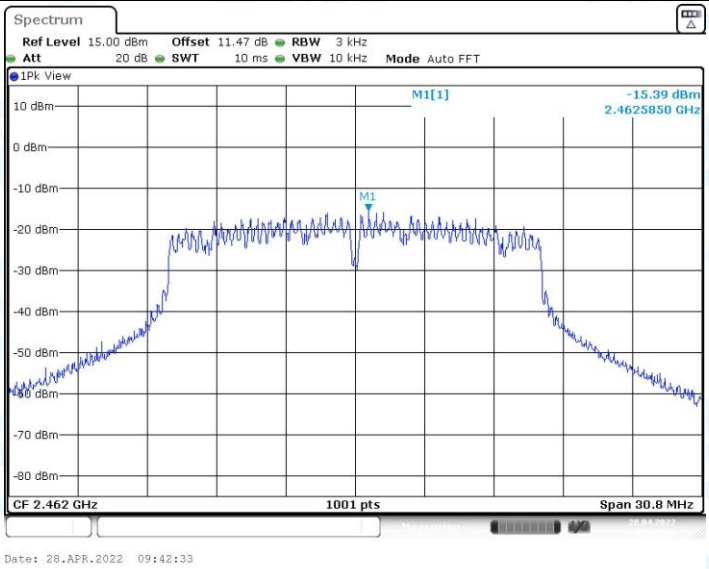

11G_Ant1_2462

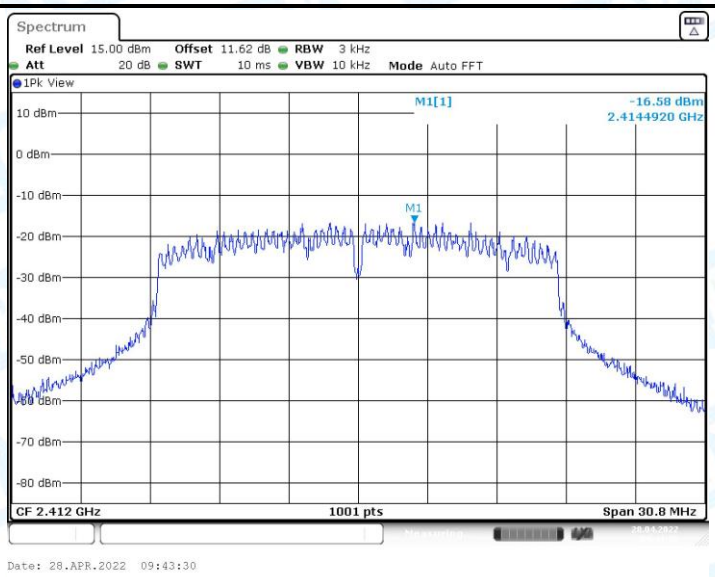

11N20SISO_Ant1_2412

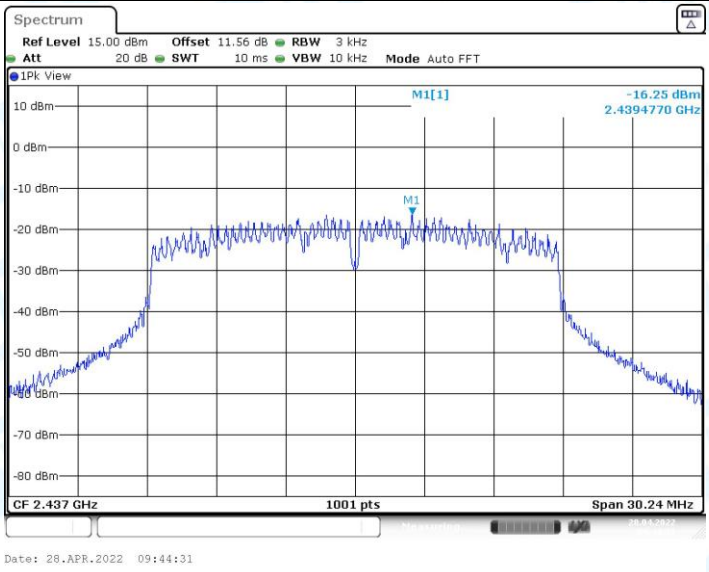

11N20SISO_Ant1_2437

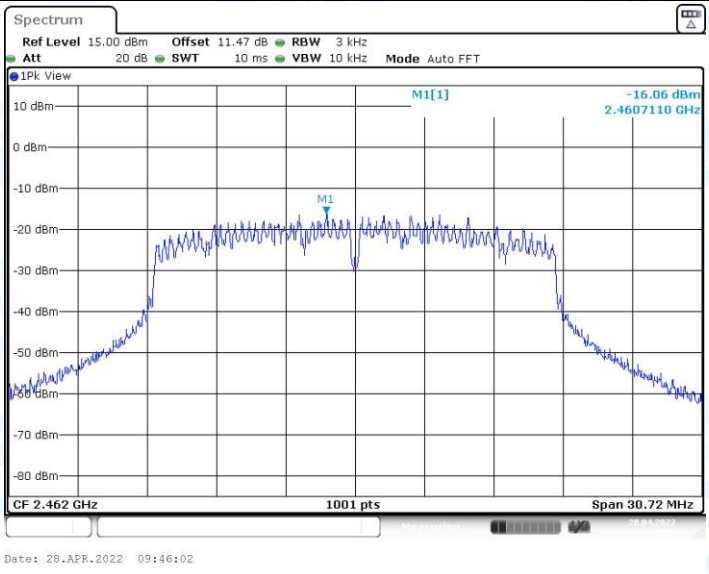

11N20SISO_Ant1_2462

5. Band edge measurements

5.1.Test Result

TestMode	Antenna	ChName	Channel	RefLevel[dBm]	Result[dBm]	Limit[dBm]	Verdict
11B	Ant1	Low	2412	5.89	-37.57	≤-14.11	PASS
		High	2462	4.87	-47.24	≤-15.13	PASS
11G	Ant1	Low	2412	-0.81	-35.82	≤-20.81	PASS
		High	2462	-1.93	-46.24	≤-21.93	PASS
11N20SISO	Ant1	Low	2412	-1.99	-36.32	≤-21.99	PASS
		High	2462	-1.63	-47.07	≤-21.63	PASS

5.2.Test Graphs

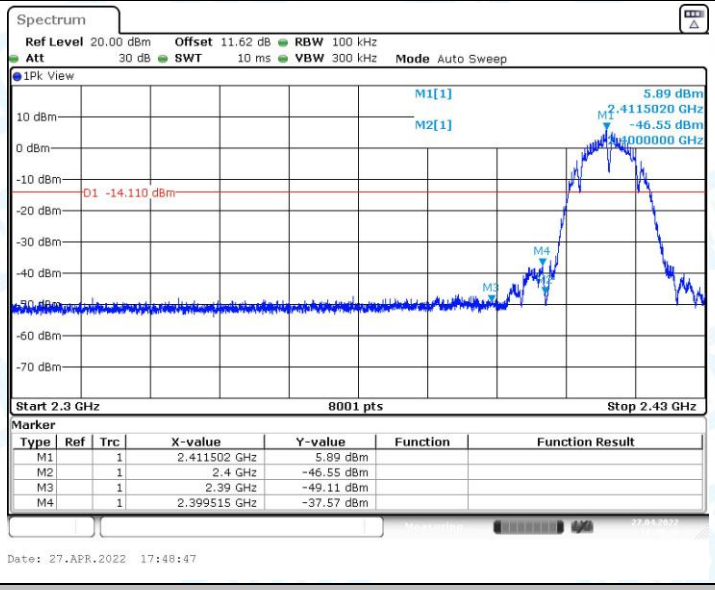

11B_Ant1_Low_2412

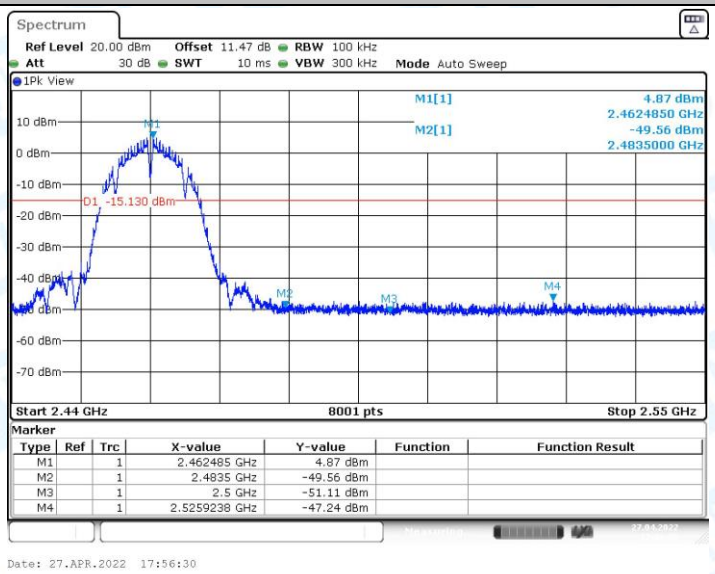

11B_Ant1_High_2462

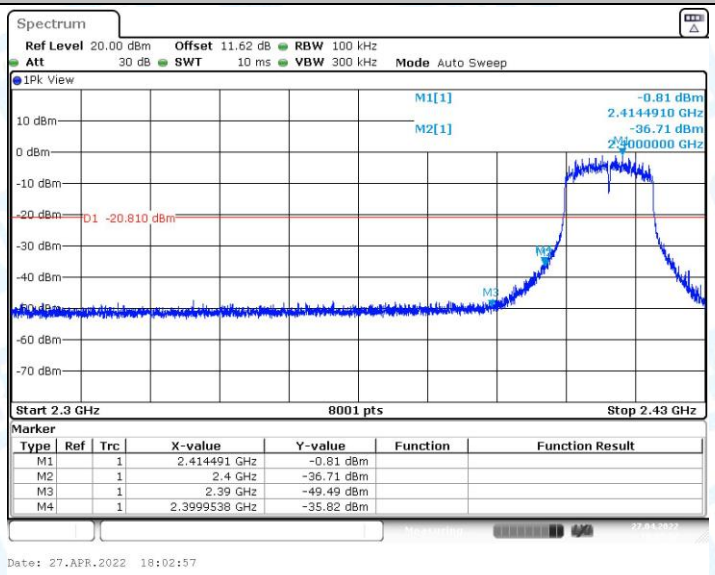

11G_Ant1_Low_2412

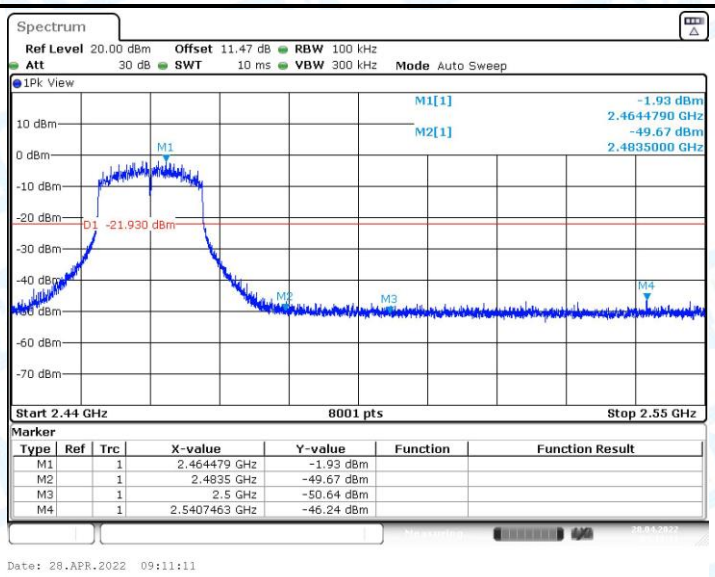

11G_Ant1_High_2462

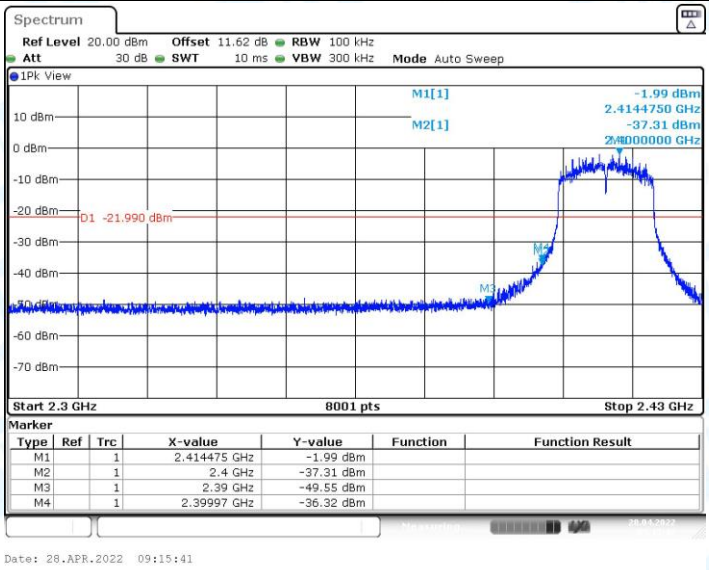

11N20SISO_Ant1_Low_2412

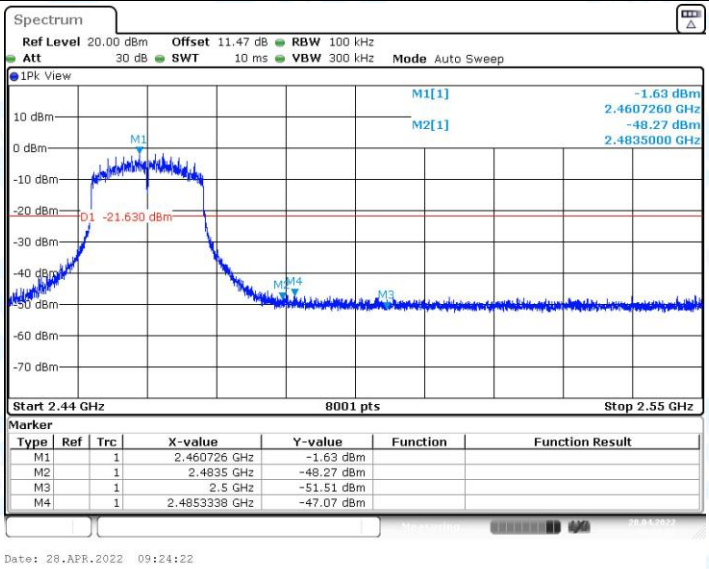

11N20SISO_Ant1_High_2462

6. Conducted Spurious Emission

6.1.Test Result

TestMode	Antenna	Channel	FreqRange [Mhz]	RefLevel [dBm]	Result [dBm]	Limit [dBm]	Verdict
11B	Ant1	2412	Reference	4.74	4.74	---	PASS
			30~1000	4.74	-52.81	≤-15.26	PASS
			1000~26500	4.74	-46.7	≤-15.26	PASS
		2437	Reference	4.99	4.99	---	PASS
			30~1000	4.99	-52.87	≤-15.01	PASS
			1000~26500	4.99	-46.89	≤-15.01	PASS
		2462	Reference	4.76	4.76	---	PASS
			30~1000	4.76	-53.63	≤-15.24	PASS
			1000~26500	4.76	-47.09	≤-15.24	PASS
11G	Ant1	2412	Reference	-0.62	-0.62	---	PASS
			30~1000	-0.62	-52.97	≤-20.62	PASS
			1000~26500	-0.62	-47.32	≤-20.62	PASS
		2437	Reference	-1.72	-1.72	---	PASS
			30~1000	-1.72	-53.05	≤-21.72	PASS
			1000~26500	-1.72	-47.19	≤-21.72	PASS
		2462	Reference	-1.60	-1.60	---	PASS
			30~1000	-1.60	-52.89	≤-21.6	PASS
			1000~26500	-1.60	-46.83	≤-21.6	PASS
11N20SISO	Ant1	2412	Reference	-1.72	-1.72	---	PASS
			30~1000	-1.72	-53.28	≤-21.72	PASS
			1000~26500	-1.72	-47.21	≤-21.72	PASS
		2437	Reference	-1.32	-1.32	---	PASS
			30~1000	-1.32	-52.93	≤-21.32	PASS
			1000~26500	-1.32	-47.09	≤-21.32	PASS
		2462	Reference	-1.27	-1.27	---	PASS
			30~1000	-1.27	-53.9	≤-21.27	PASS
			1000~26500	-1.27	-46.59	≤-21.27	PASS

6.2.Test Graphs

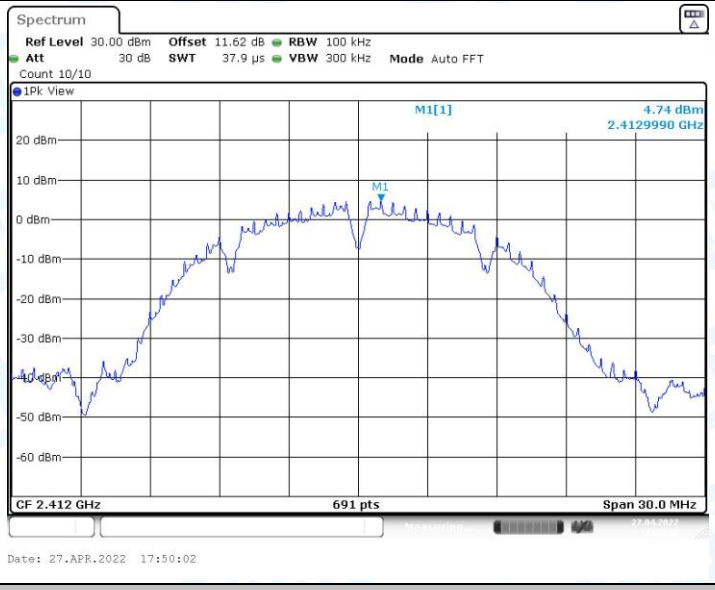

11B_Ant1_2412_0~Reference

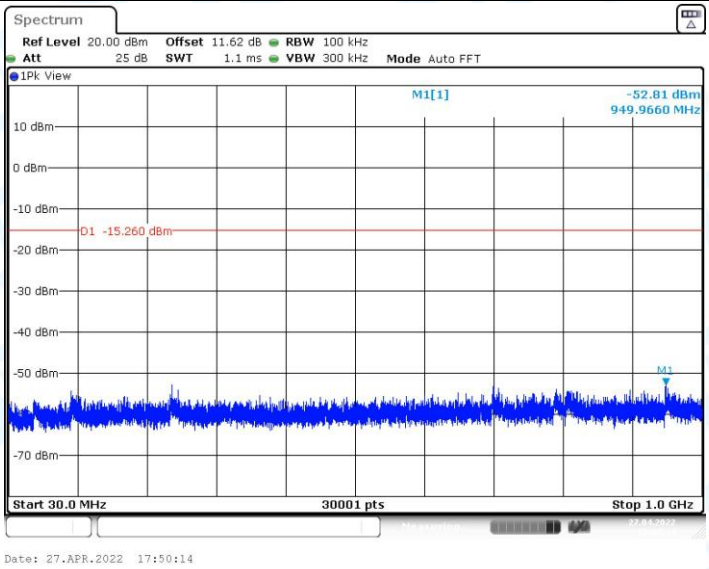

11B_Ant1_2412_30~1000

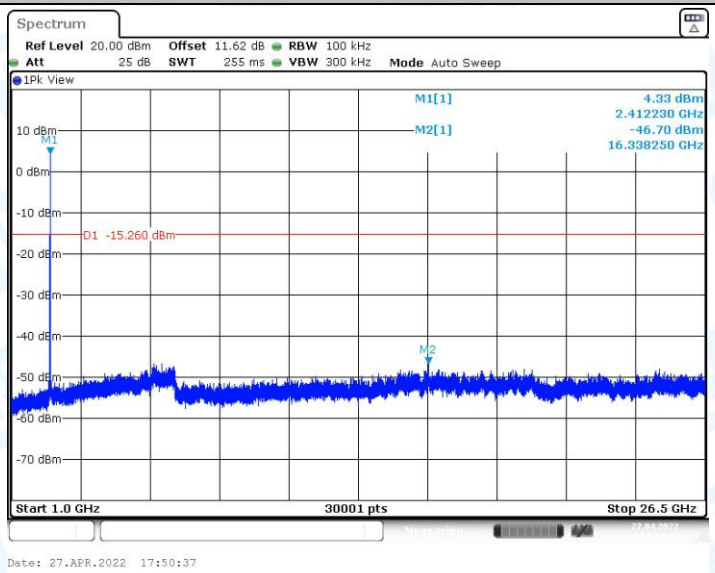

11B_Ant1_2412_1000~26500

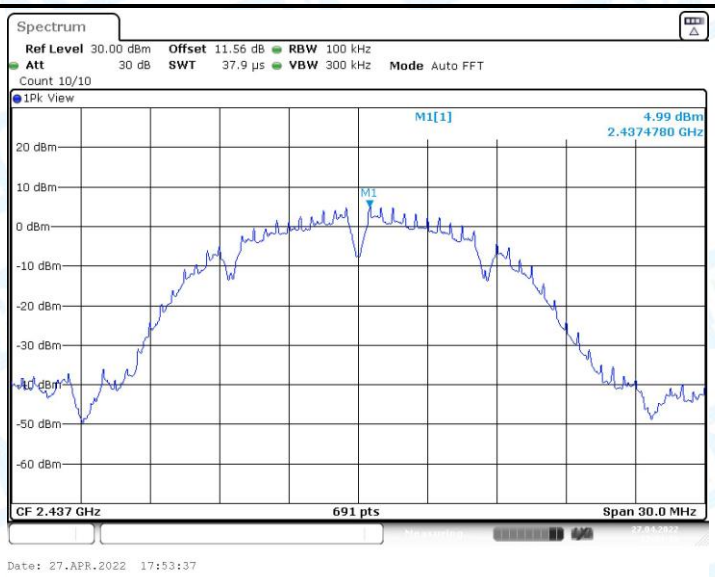

11B_Ant1_2437_0~Reference

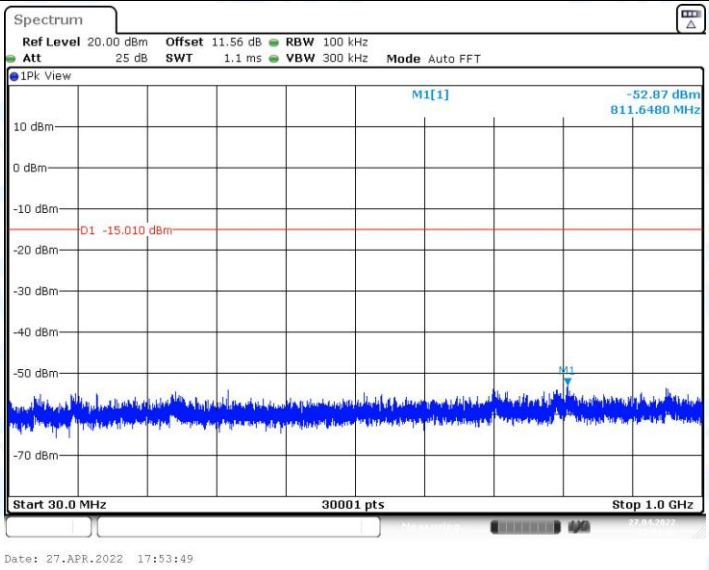

11B_Ant1_2437_30~1000

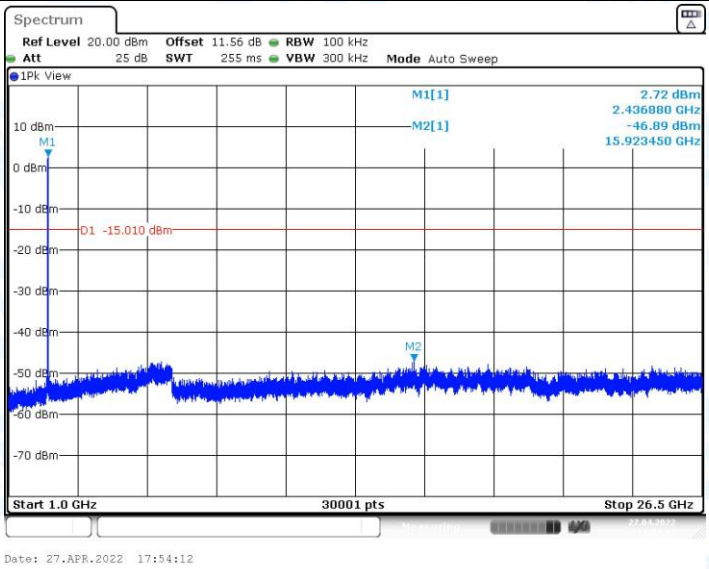

11B_Ant1_2437_1000~26500

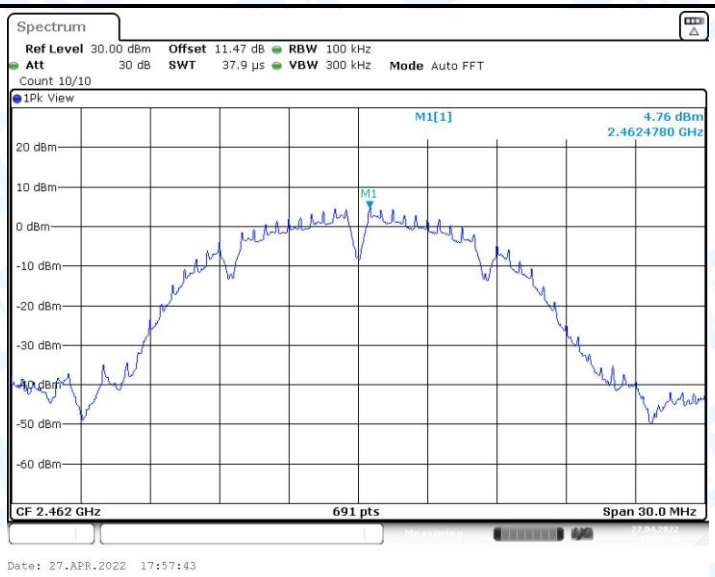

11B_Ant1_2462_0~Reference

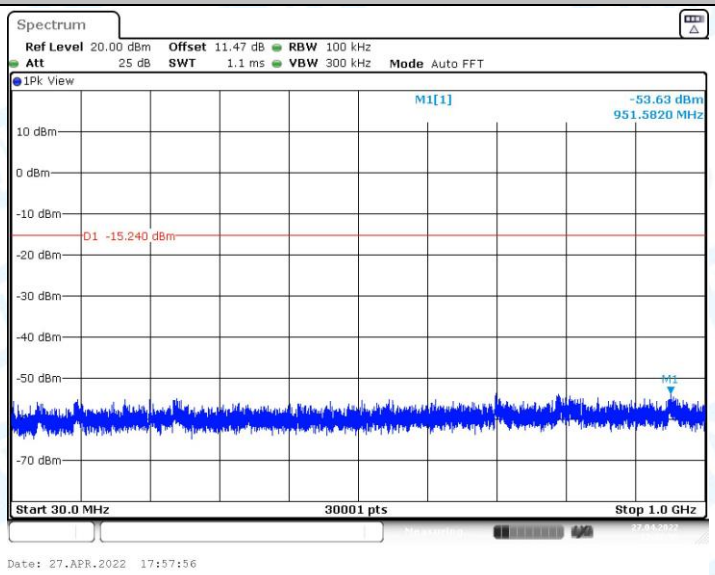

11B_Ant1_2462_30~1000

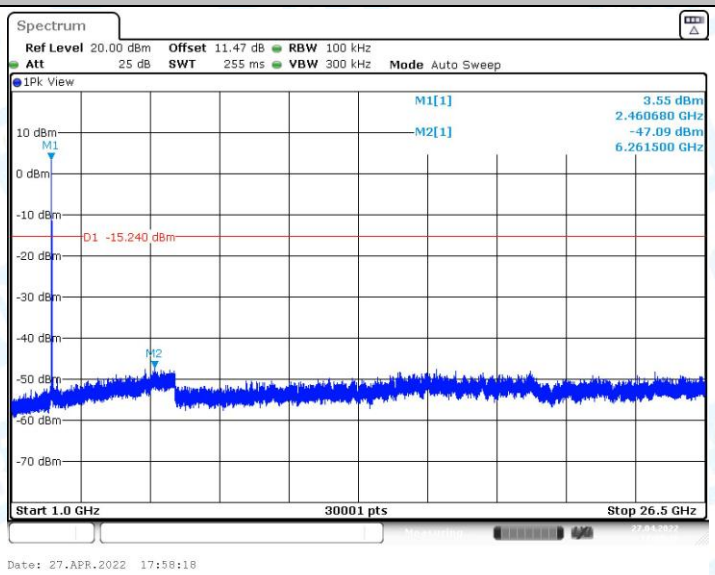

11B_Ant1_2462_1000~26500

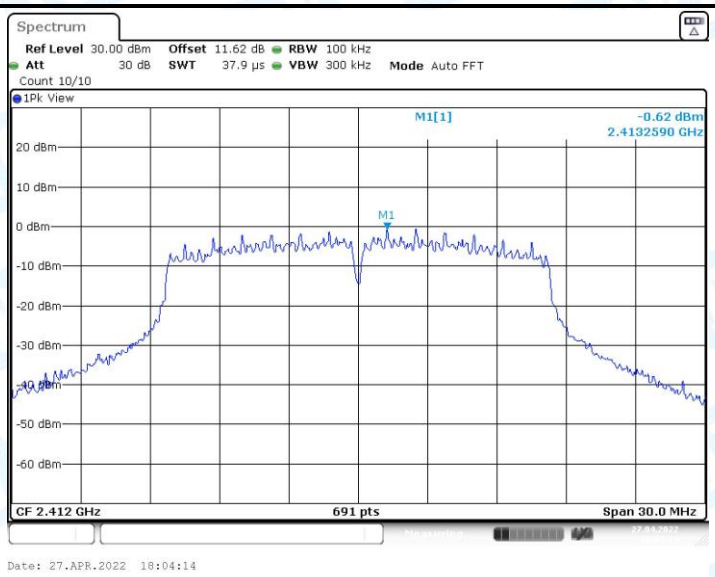

11G_Ant1_2412_0~Reference

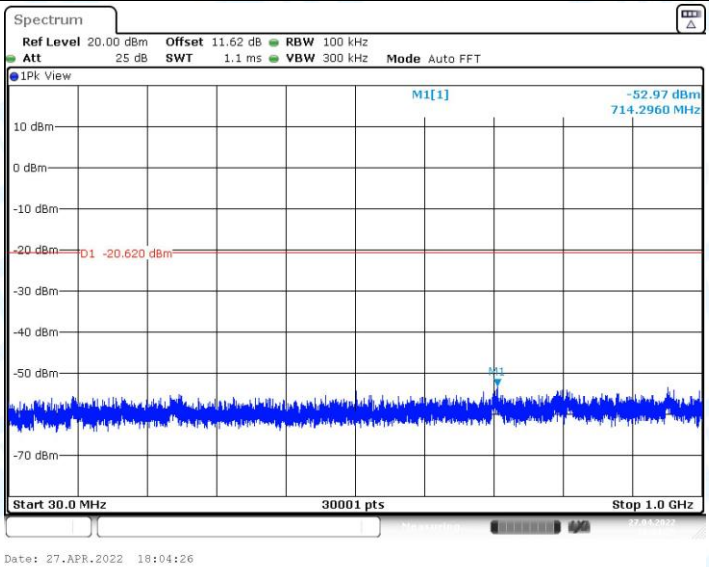

11G_Ant1_2412_30~1000

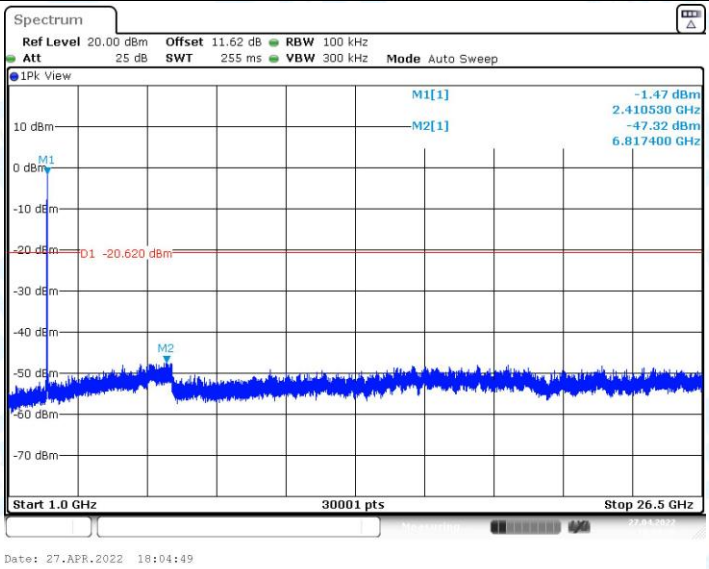

11G_Ant1_2412_1000~26500

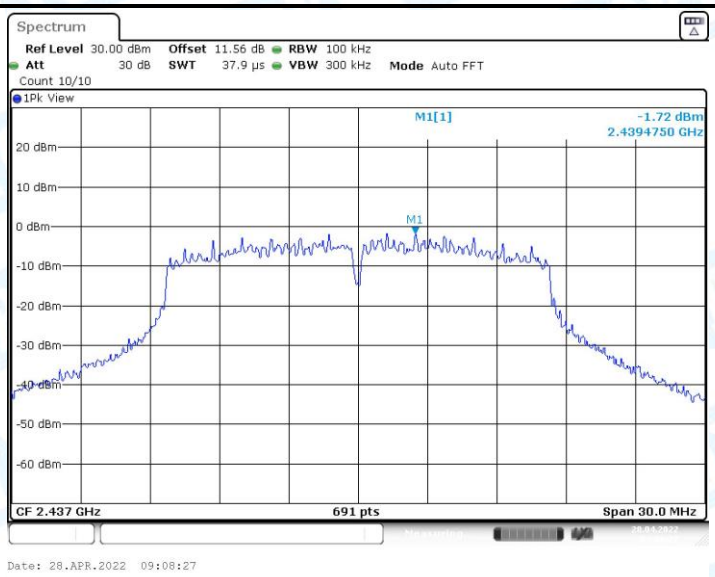

11G_Ant1_2437_0~Reference

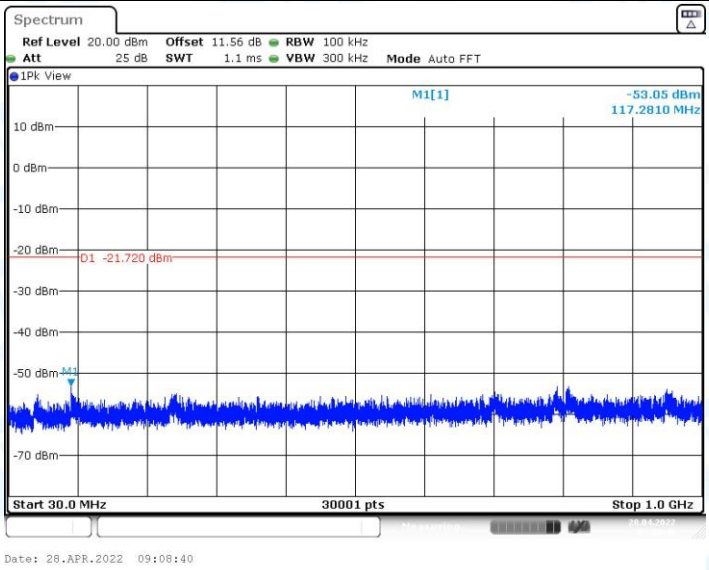

11G_Ant1_2437_30~1000

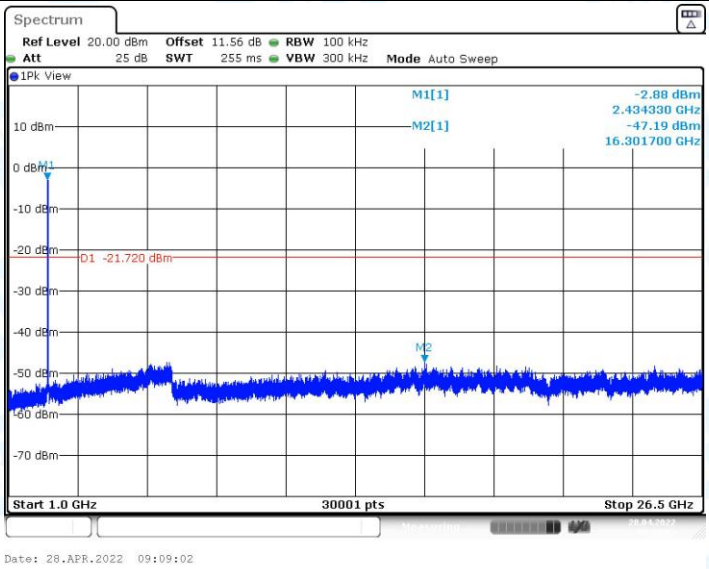

11G_Ant1_2437_1000~26500