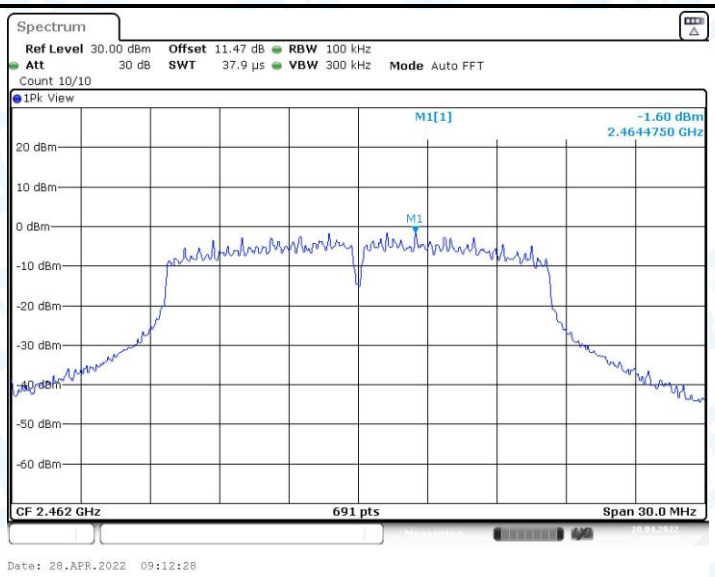

11G_Ant1_2462_0~Reference

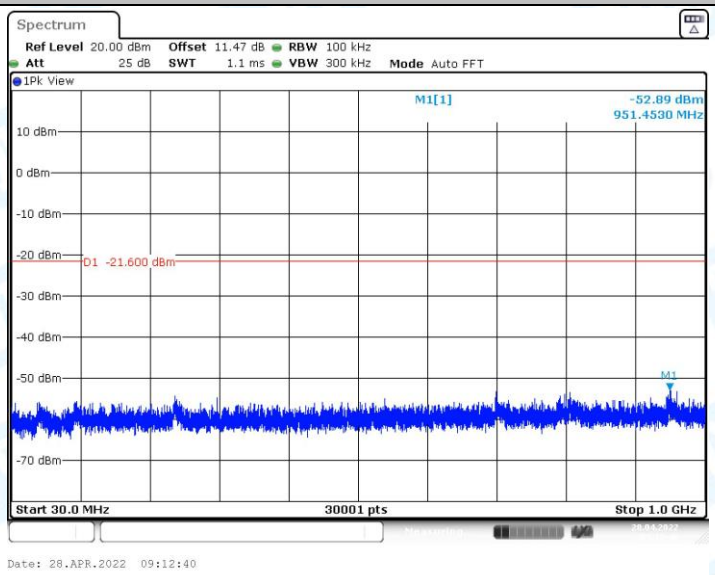

11G_Ant1_2462_30~1000

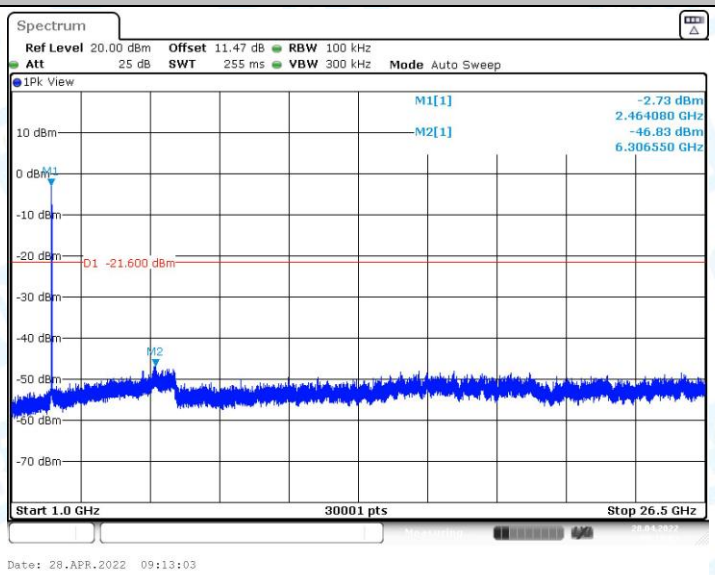

11G_Ant1_2462_1000~26500

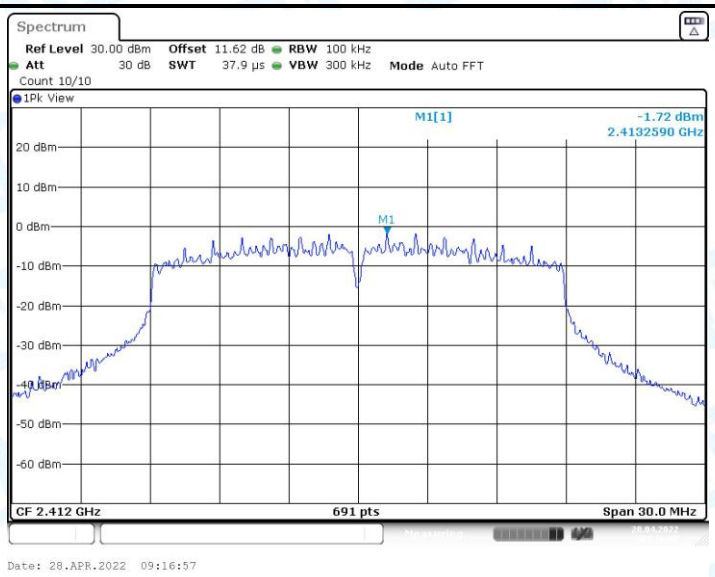

11N20SISO_Ant1_2412_0~Reference

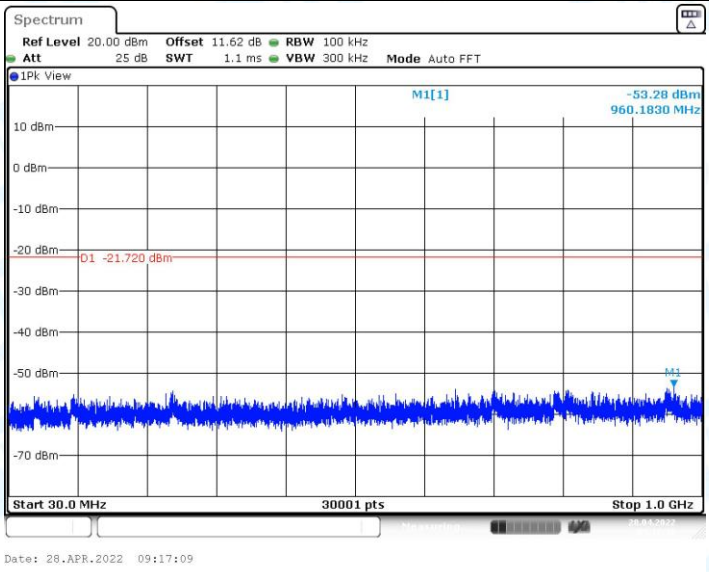

11N20SISO_Ant1_2412_30~1000

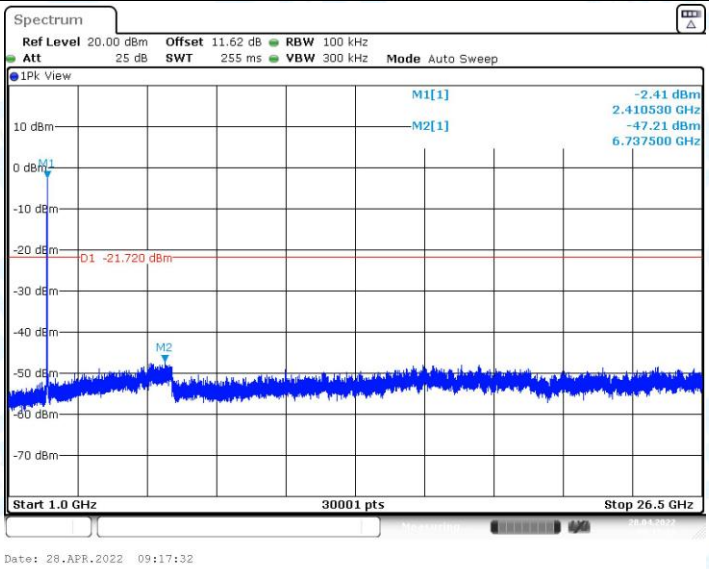

11N20SISO_Ant1_2412_1000~26500

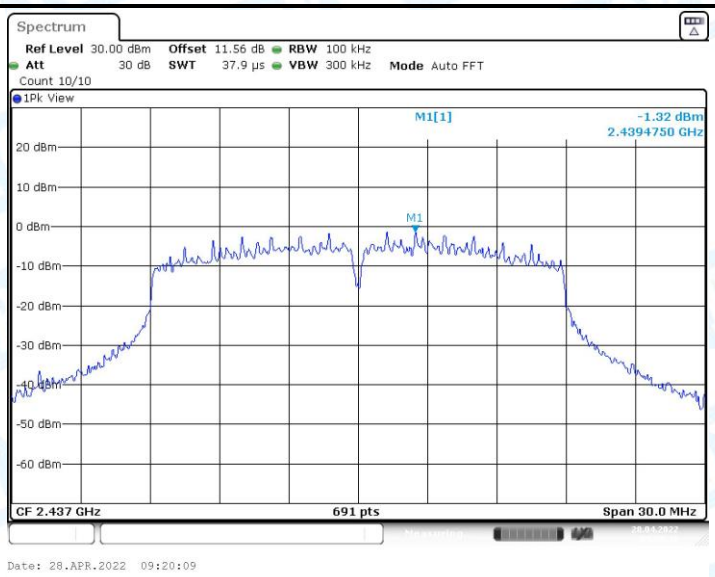

11N20SISO_Ant1_2437_0~Reference

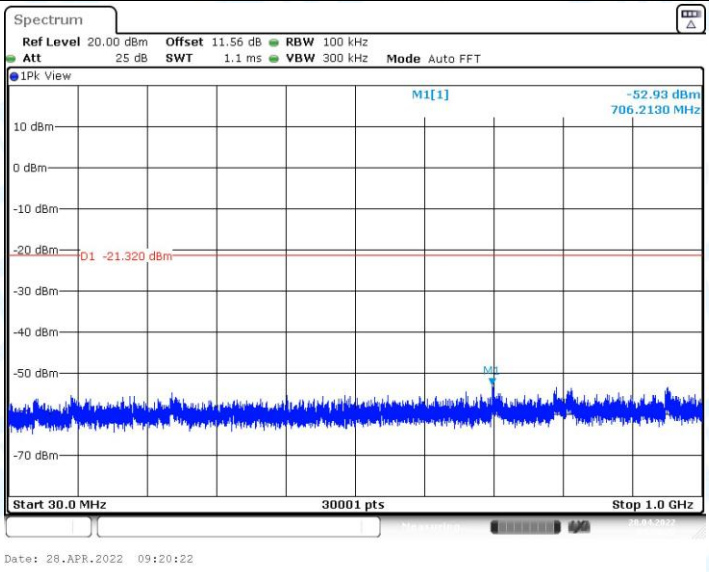

11N20SISO_Ant1_2437_30~1000

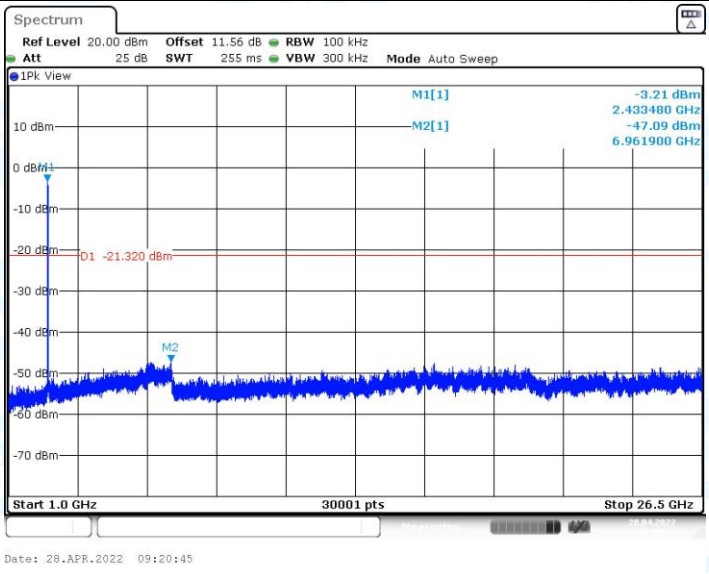

11N20SISO_Ant1_2437_1000~26500

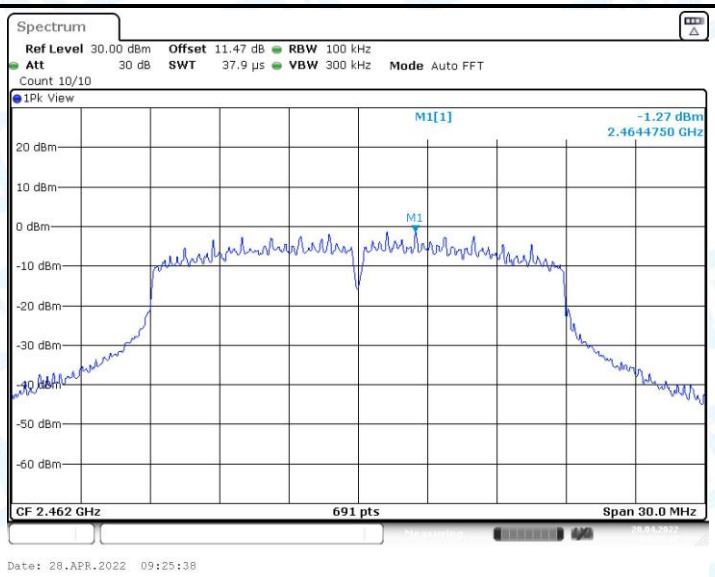

11N20SISO_Ant1_2462_0~Reference

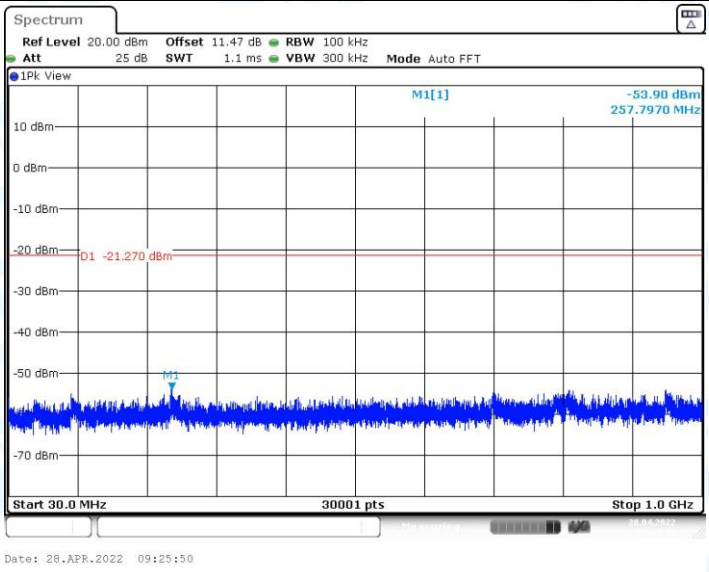

11N20SISO_Ant1_2462_30~1000

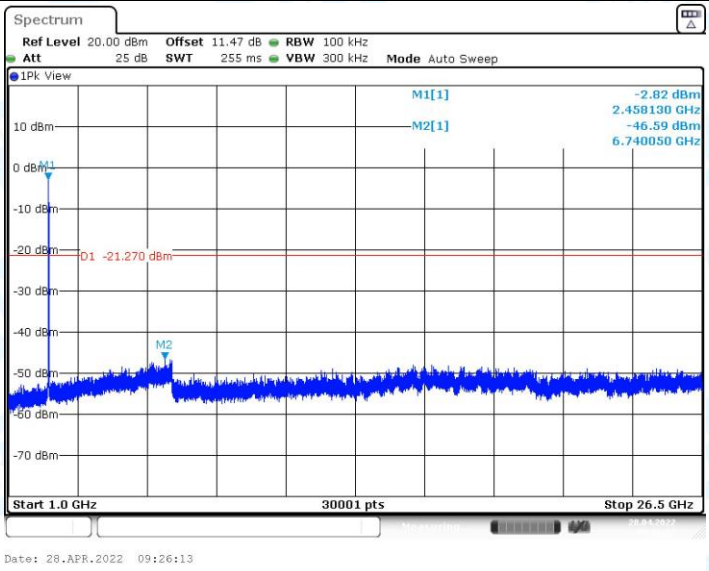

11N20SISO_Ant1_2462_1000~26500

7. Duty Cycle

7.1.Test Result

Test Mode	Antenna	Channel	Transmission Duration [ms]	Transmission Period [ms]	Duty Cycle [%]	1/T [kHz]	Limit	Verdict
11B	Ant1	2412	8.41	8.51	98.82	0.118	---	---
		2437	8.42	8.52	98.83	0.118	---	---
		2462	8.41	8.51	98.82	0.118	---	---
11G	Ant1	2412	0.18	0.28	64.29	5.56	---	---
		2437	0.17	0.27	62.96	5.88	---	---
		2462	0.17	0.28	60.71	5.88	---	---
11N20SISO	Ant1	2412	0.17	0.27	62.96	5.88	---	---
		2437	0.16	0.26	61.54	6.25	---	---
		2462	0.16	0.27	59.26	6.25	---	---

7.2.Test Graphs

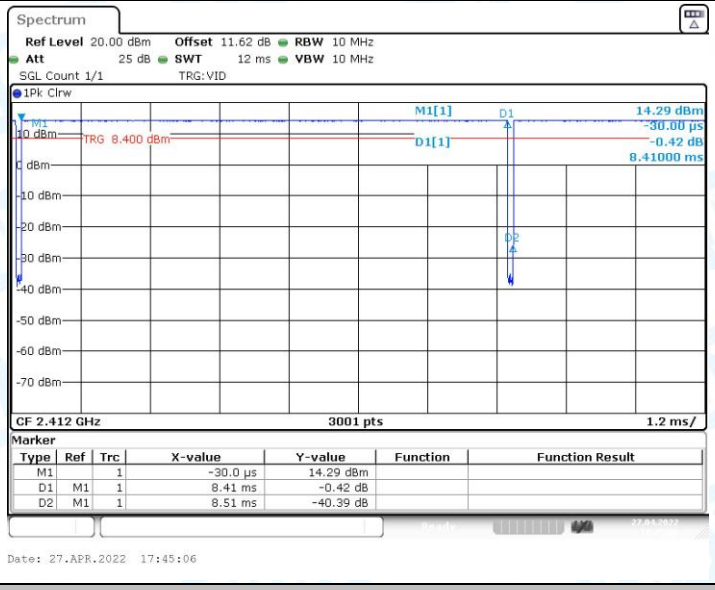

11B_Ant1_2412

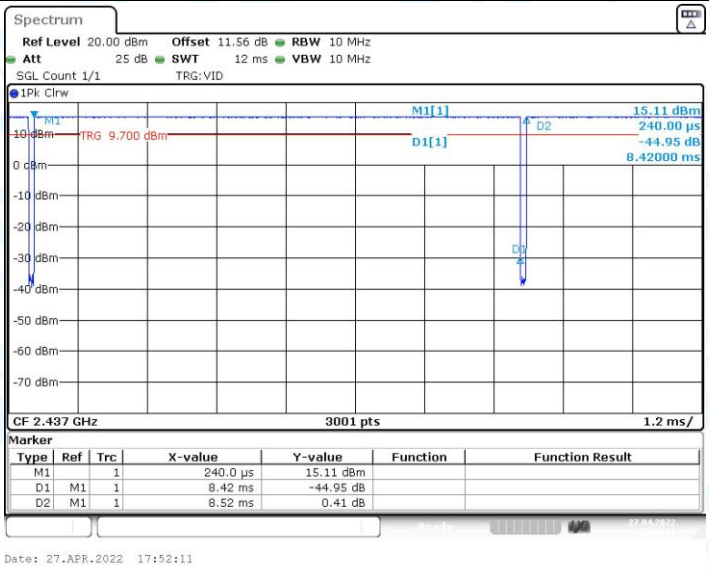

11B_Ant1_2437

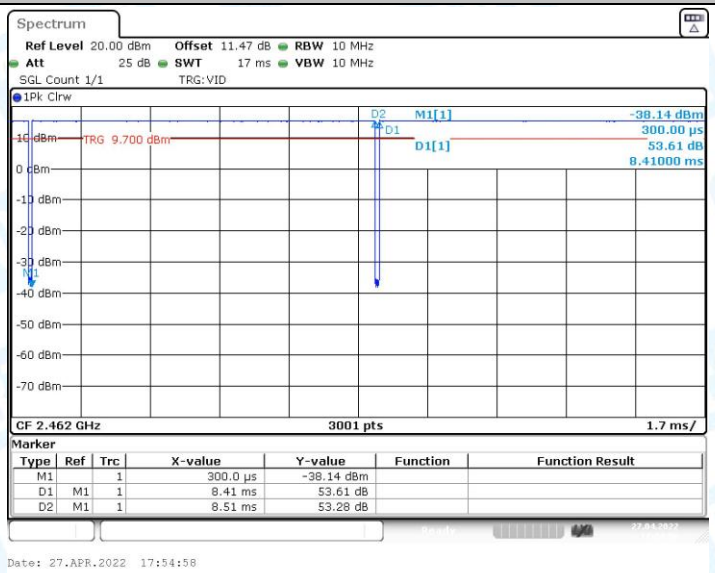

11B_Ant1_2462

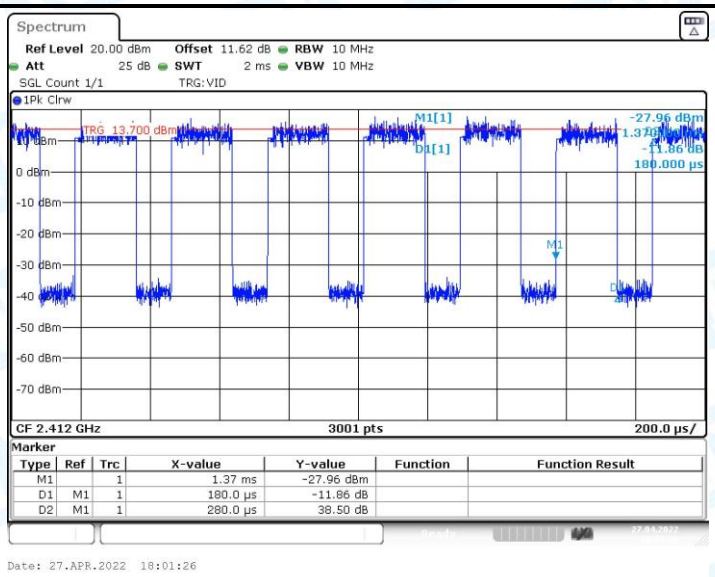

11G_Ant1_2412

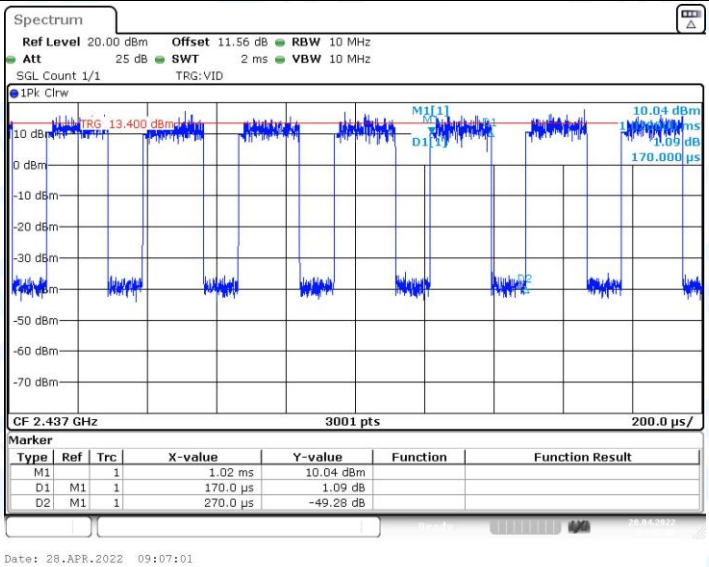

11G_Ant1_2437

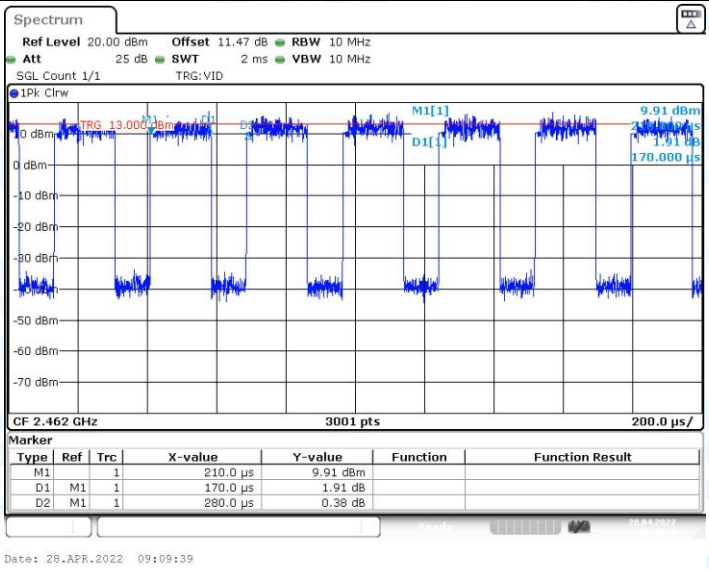

11G_Ant1_2462

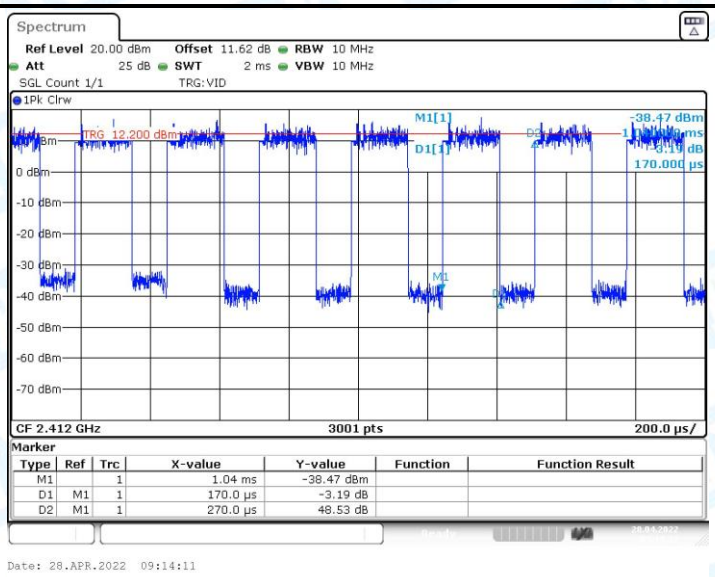

11N20SISO_Ant1_2412

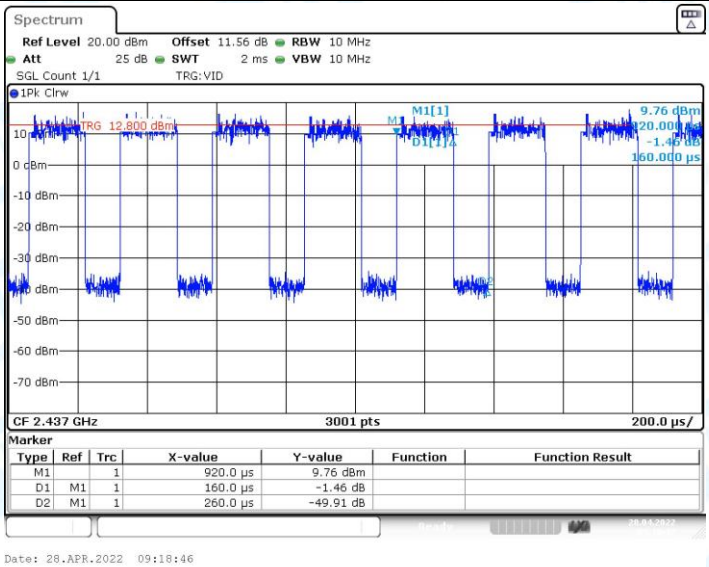

11N20SISO_Ant1_2437

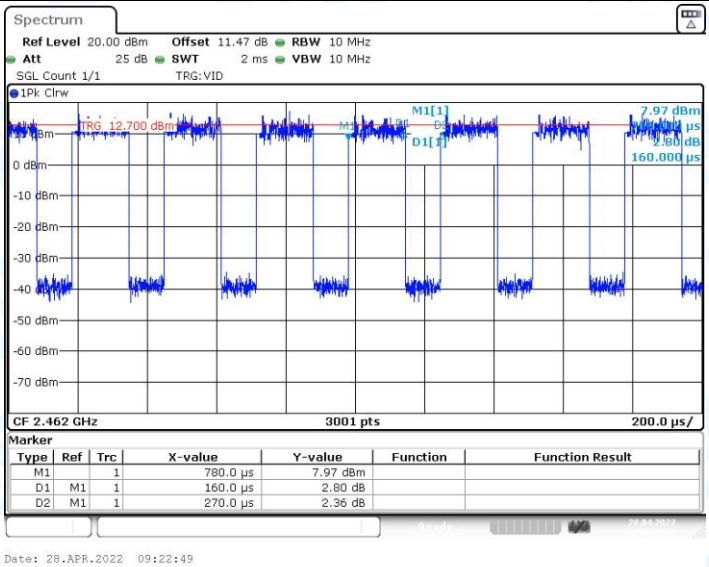

11N20SISO_Ant1_2462

8. Emissions in Restricted Bands

8.1.Test Result

Test Mode	Antenna	ChName	Channel	Detector	Freq [MHz]	Result [dBm]	Limit [dBm]	Verdict
11B	Ant1	Low	2412	AV	2310.000	-49.99	≤-41.20	PASS
				AV	2340.130	-47.56	≤-41.20	PASS
				AV	2390.000	-48.81	≤-41.20	PASS
				Peak	2310.000	-39.64	≤-21.20	PASS
				Peak	2385.159	-35.56	≤-21.20	PASS
				Peak	2390.000	-37.91	≤-21.20	PASS
		High	2462	AV	2483.500	-48.39	≤-41.20	PASS
				AV	2487.826	-48.03	≤-41.20	PASS
				AV	2500.000	-49.05	≤-41.20	PASS
				Peak	2483.500	-37.46	≤-21.20	PASS
				Peak	2496.275	-35.28	≤-21.20	PASS
				Peak	2500.000	-38.14	≤-21.20	PASS
11G	Ant1	Low	2412	AV	2310.000	-47.52	≤-41.20	PASS
				AV	2341.638	-44.77	≤-41.20	PASS
				AV	2390.000	-46.03	≤-41.20	PASS
				Peak	2310.000	-38.84	≤-21.20	PASS
				Peak	2366.319	-36.06	≤-21.20	PASS
				Peak	2390.000	-38.41	≤-21.20	PASS
		High	2462	AV	2483.500	-45.12	≤-41.20	PASS
				AV	2483.522	-45.12	≤-41.20	PASS
				AV	2500.000	-47.05	≤-41.20	PASS
				Peak	2483.500	-36.92	≤-21.20	PASS
				Peak	2484.638	-35.07	≤-21.20	PASS
				Peak	2500.000	-36.95	≤-21.20	PASS
11N20SISO	Ant1	Low	2412	AV	2310.000	-47.83	≤-41.20	PASS
				AV	2340.884	-45.48	≤-41.20	PASS
				AV	2390.000	-46.17	≤-41.20	PASS
				Peak	2310.000	-37.92	≤-21.20	PASS
				Peak	2387.420	-35.55	≤-21.20	PASS
				Peak	2390.000	-35.93	≤-21.20	PASS
		High	2462	AV	2483.500	-45.53	≤-41.20	PASS
				AV	2484.159	-45.32	≤-41.20	PASS
				AV	2500.000	-46.52	≤-41.20	PASS
				Peak	2483.500	-37.03	≤-21.20	PASS
				Peak	2485.275	-35.74	≤-21.20	PASS
				Peak	2500.000	-37.69	≤-21.20	PASS

Note：

1. The Antenna Gain is compensated in the graph.
2. The limit in dBm for average detector is conversion from 54dBuV/m, according to 15.209(a). The limit in dBm for peak detector is 20dB above the limit of average detector in dBm.

8.2.Test Graphs

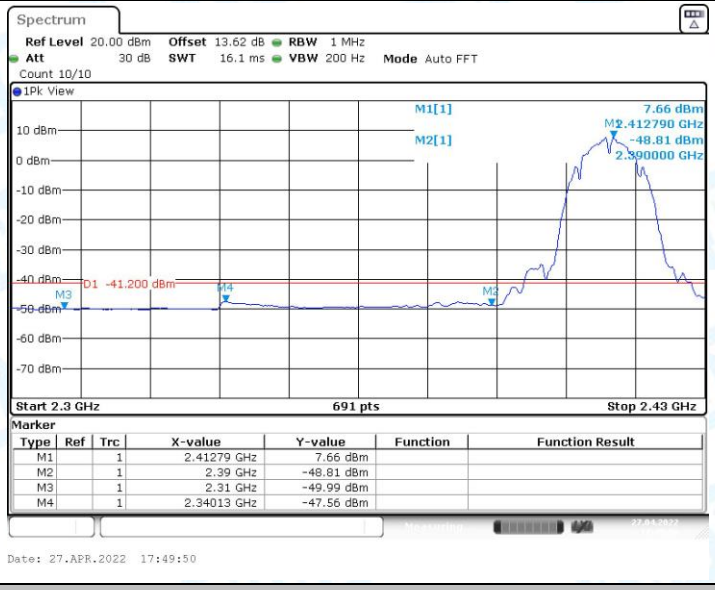

11B_Ant1_Low_2412_AV

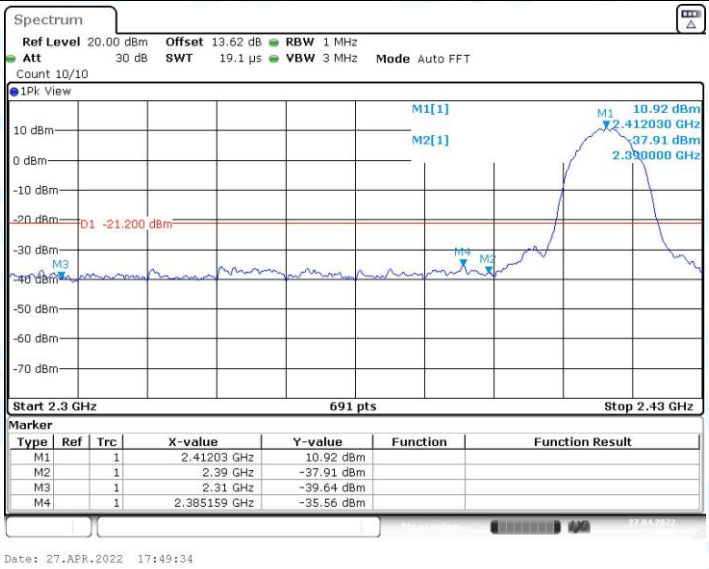

11B_Ant1_Low_2412_Peak

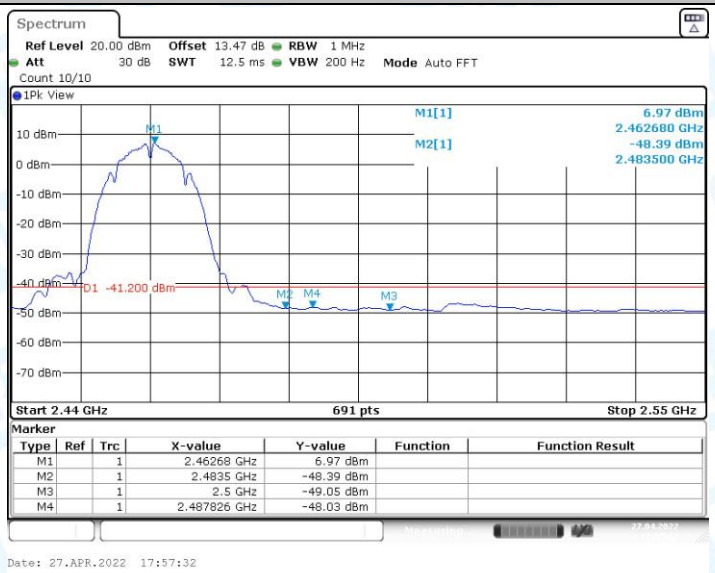

11B_Ant1_High_2462_AV

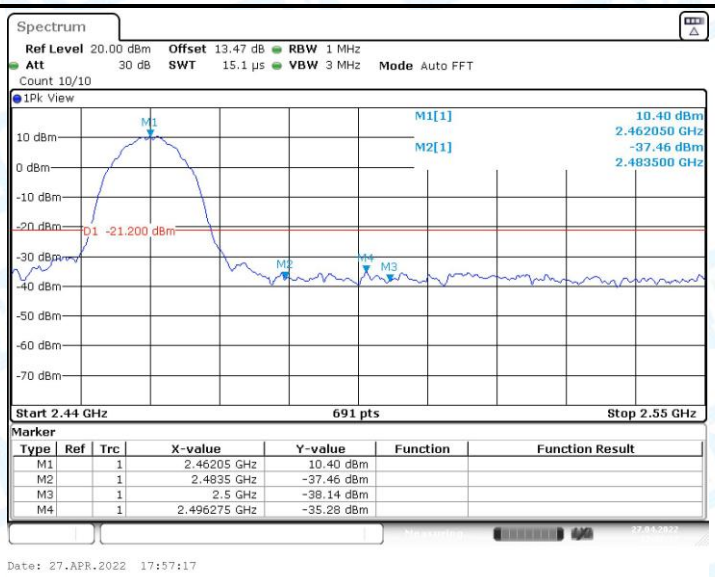

11B_Ant1_High_2462_Peak

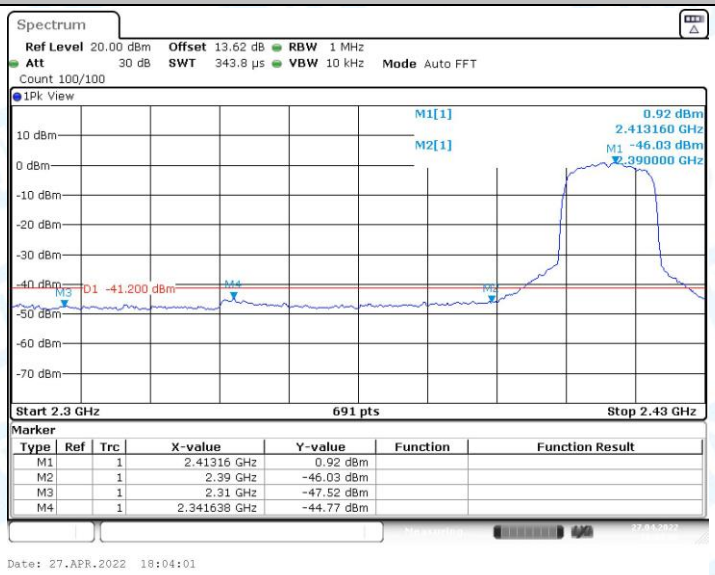

11G_Ant1_Low_2412_AV

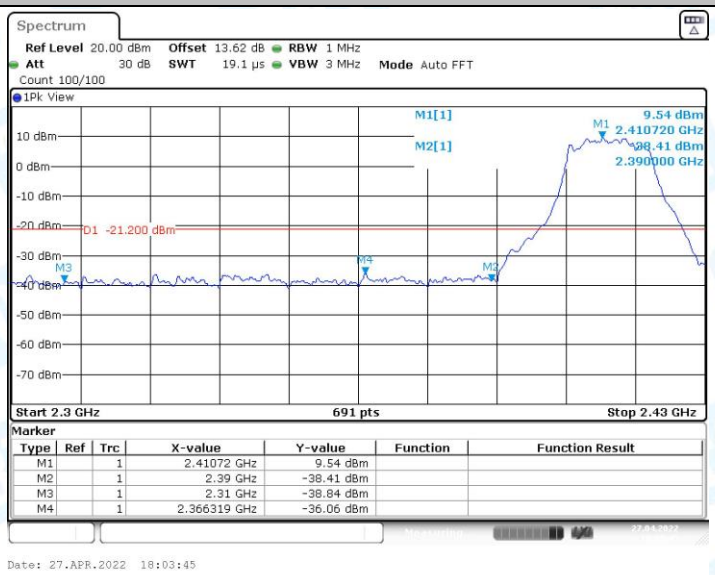

11G_Ant1_Low_2412_Peak

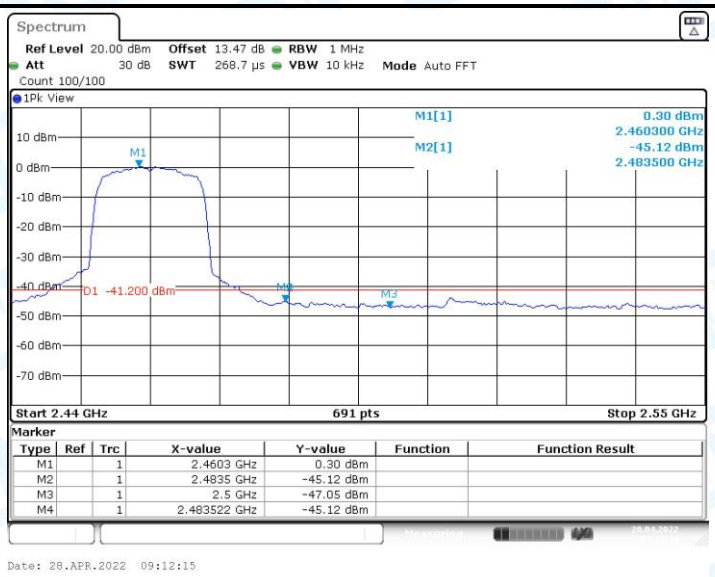

11G_Ant1_High_2462_AV

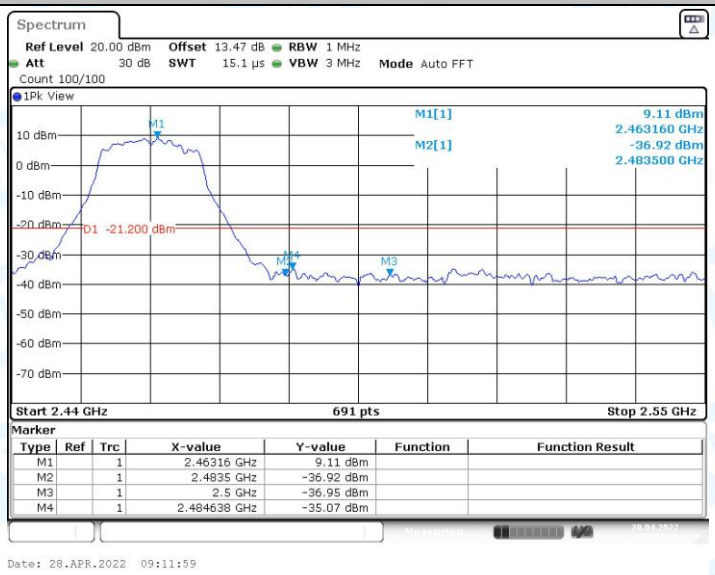

11G_Ant1_High_2462_Peak

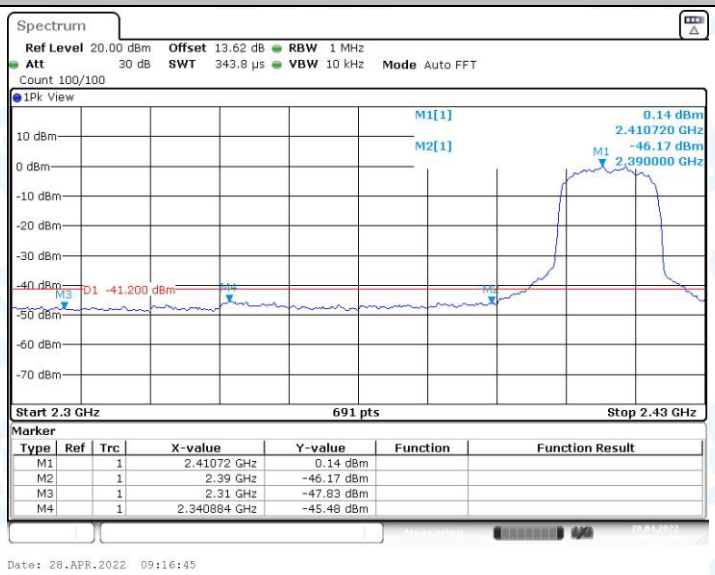

11N20SISO_Ant1_Low_2412_AV

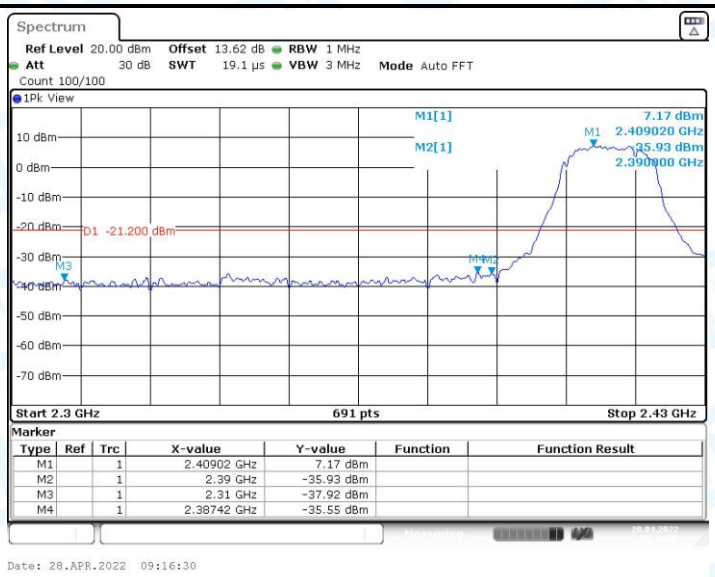

11N20SISO_Ant1_Low_2412_Peak

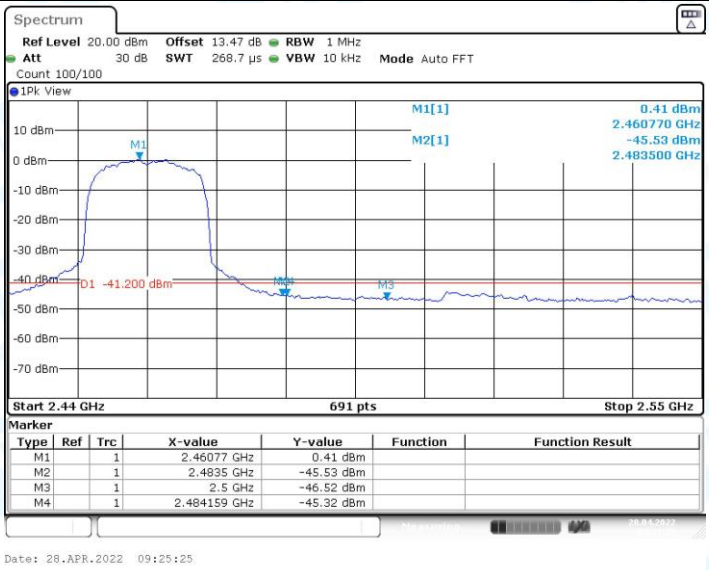

11N20SISO_Ant1_High_2462_AV

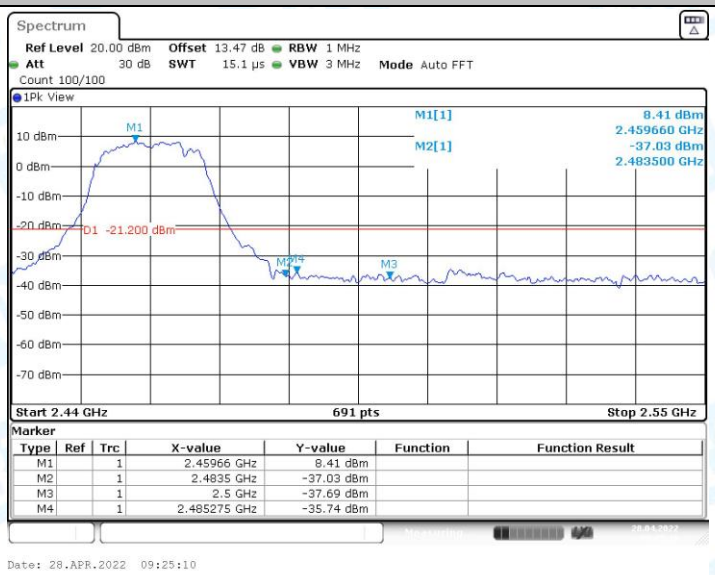

11N20SISO_Ant1_High_2462_Peak

-----End of the report-----