USER MANUAL

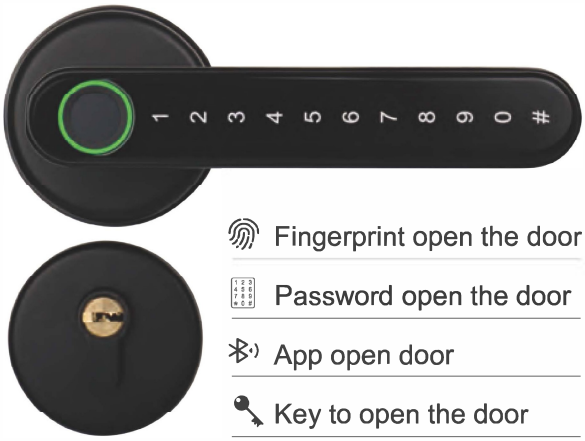

Fingerprint open the door

Password open the door

App open door

Key to open the door

Google Play App Store

The software(iOS version) can bedownloaded from the app store, and the Android version can be downloaded from the application store of Google play.

Registration and Login By App



No lock bound with App lock bound with App

There is no lock or key data in the user's account, when TTLock App is used for the first time. The user can add a lock in the front page. If A lock is already added in the account, the lock information will be displayed.

Registration and Login By App

TTLock users can use their phone number and email to register their account. Currently, TTLock App has supported the phone number registration in 159 countries and regions. When users are registering their account, the verification code will be sent to the mobile phone or the email address. After the verification is passed, the registration is successful, and then the page will jump directly to the home page.

Add Lock By App

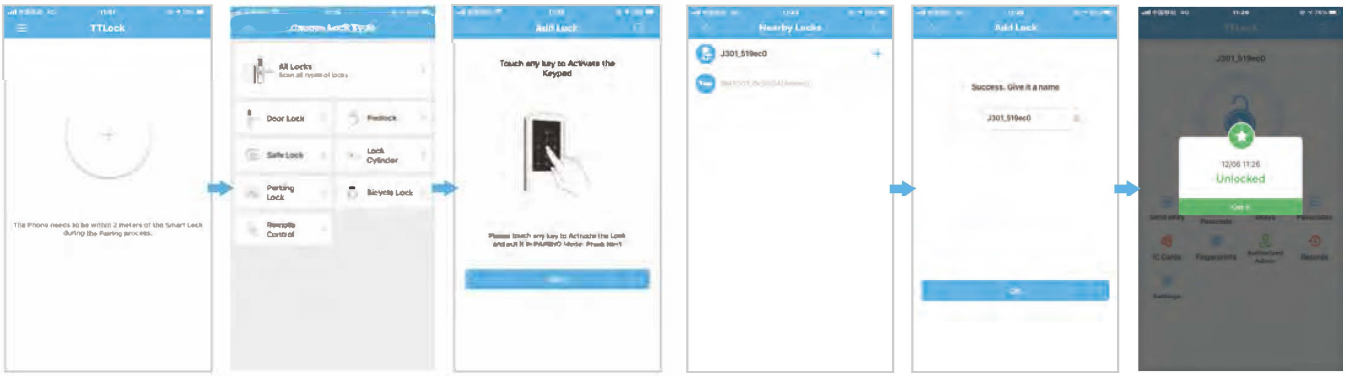

Add a lock Select "Door Lock" Light up touch screen Select lock Input lock name Operation Successfully

Send Key By App

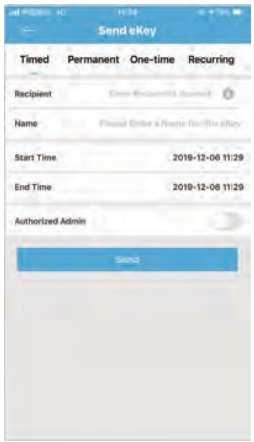

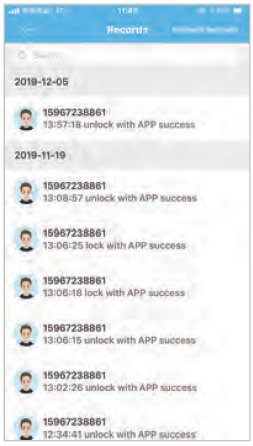

After adding the lock successfully, the user has the highest authority of the lock, which is the administrator of the lock. The user can send the bluetooth key to others with setting the time limit, and has the right to select the limited time, permanent or one-time Bluetooth key. The key is sent to recipient's mobile phone or email and the recipient will get the key and authority of the lock in the TTLock App.

Administrators can manage all the keys they send out, including clearing keys, resetting keys, sending keys, adjusting the time limit of the keys, and viewing the access records.

Registration and Login By App

In the main interface of the TTLock App, select Passcodes or IC Cards, and click on the upper right to add and passcodes and IC cards. You can add users for limited time or permanent access .The access records can be queried in the main interface. For example: add passcodes

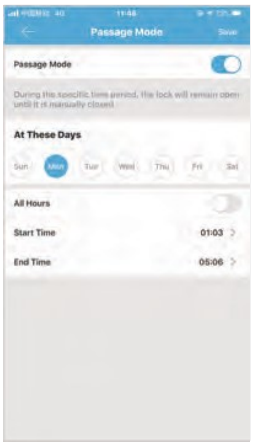

Passage Mode

In the main interface of the app, select the passage mode in the settings, and the date of the passage mode can be set, and the start time and end time of the passage mode can also be set. After the passage mode is activated, everyone can directly unlock the door without any access permission. The passage mode can be turned off by clicking again.

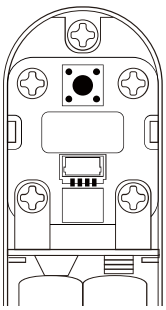

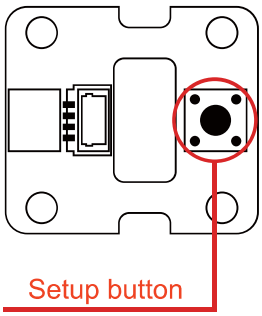

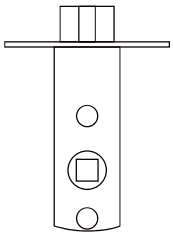

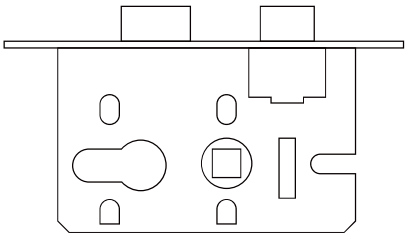

Single tongue standard lock body (60~70 lock body)
Double tongue standard lock body (5845 lock body)
Please contact our staff in advance to confirm whether the door lock is compatible with your door

This device complies with part 15 of the FCC Rules. Operation is subject to the following two conditions: (1) This device may not cause harmful interference, and (2) this device must accept any interference received, including interference that may cause undesired operation.

Any Changes or modifications not expressly approved by the party responsible for compliance could void the user's authority to operate the equipment.

Note: This equipment has been tested and found to comply with the limits for a Class B digital device, pursuant to part 15 of the FCC Rules. These limits are designed to provide reasonable protection against harmful interference in a residential installation. This equipment generates uses and can radiate radio frequency energy and, if not installed and used in accordance with the instructions, may cause harmful interference to radio communications. However, there is no guarantee that interference will not occur in a particular installation. If this equipment does cause harmful interference to radio or television reception, which can be determined by turning the equipment off and on, the user is encouraged to try to correct the interference by one or more of the following measures:

-Reorient or relocate the receiving antenna.

-Increase the separation between the equipment and receiver.

-Connect the equipment into an outlet on a circuit different from that to which the receiver is connected.

-Consult the dealer or an experienced radio/TV technician for help.