3DH5_Ant1_Low_Hop

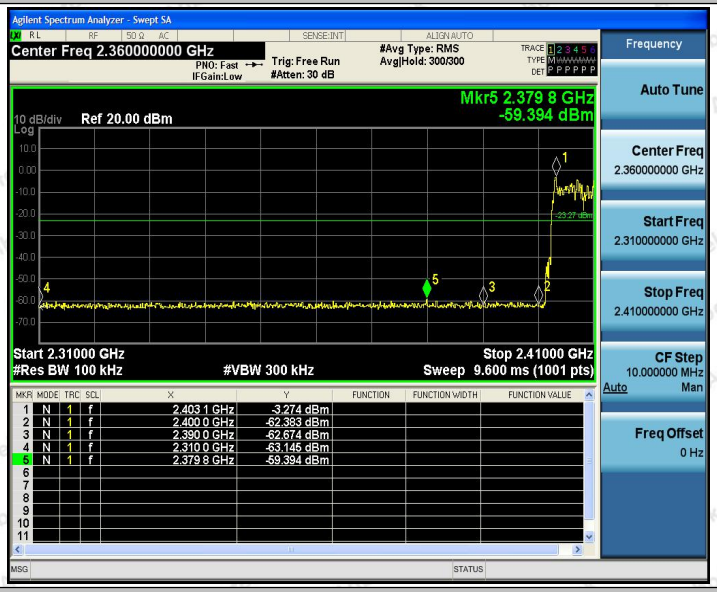

3DH5_Ant1_High_Hop

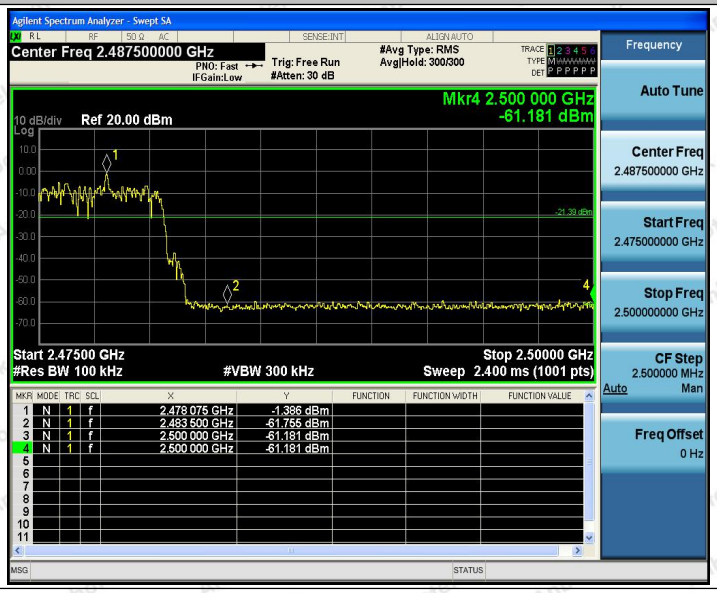

Appendix H: Conducted Spurious Emission

Test Result

TestMode	Antenna	Channel	FreqRange [MHz]	RefLevel [dBm]	Result [dBm]	Limit [dBm]	Verdict
DH5	Ant1	2402	Reference	-0.46	-0.46	---	PASS
			30~1000	-0.46	-69.79	≤-20.46	PASS
			1000~26500	-0.46	-55.23	≤-20.46	PASS
		2441	Reference	-0.61	-0.61	---	PASS
			30~1000	-0.61	-69.62	≤-20.61	PASS
			1000~26500	-0.61	-55.83	≤-20.61	PASS
		2480	Reference	0.25	0.25	---	PASS
			30~1000	0.25	-70.27	≤-19.75	PASS
			1000~26500	0.25	-55.3	≤-19.75	PASS
2DH5	Ant1	2402	Reference	-2.20	-2.20	---	PASS
			30~1000	-2.20	-70.73	≤-22.2	PASS
			1000~26500	-2.20	-55.38	≤-22.2	PASS
		2441	Reference	-1.70	-1.70	---	PASS
			30~1000	-1.70	-70.32	≤-21.7	PASS
			1000~26500	-1.70	-55.39	≤-21.7	PASS
		2480	Reference	-1.32	-1.32	---	PASS
			30~1000	-1.32	-69.81	≤-21.32	PASS
			1000~26500	-1.32	-55.3	≤-21.32	PASS
3DH5	Ant1	2402	Reference	-1.57	-1.57	---	PASS
			30~1000	-1.57	-70.13	≤-21.57	PASS
			1000~26500	-1.57	-54.78	≤-21.57	PASS
		2441	Reference	-1.70	-1.70	---	PASS
			30~1000	-1.70	-70.21	≤-21.7	PASS
			1000~26500	-1.70	-55.44	≤-21.7	PASS
		2480	Reference	-1.78	-1.78	---	PASS
			30~1000	-1.78	-70.49	≤-21.78	PASS
			1000~26500	-1.78	-55.36	≤-21.78	PASS

Test Graphs

DH5_Ant1_2402_0~Reference

DH5_Ant1_2402_30~1000

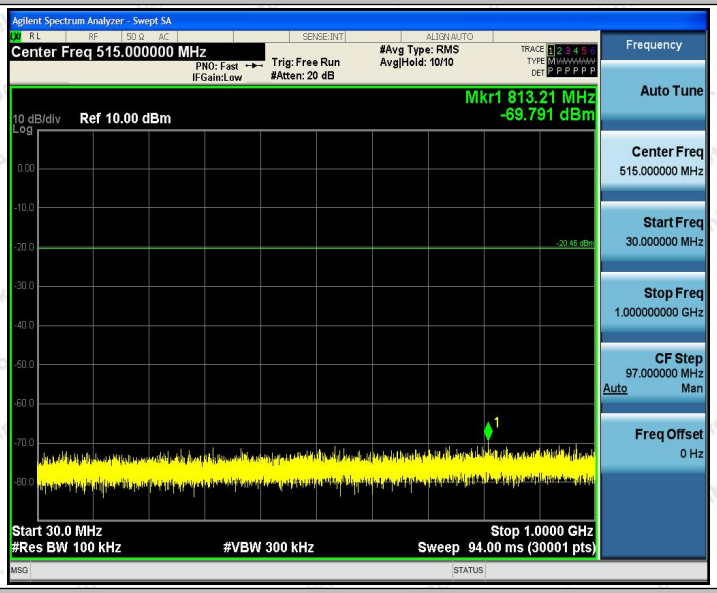

DH5_Ant1_2402_1000~26500

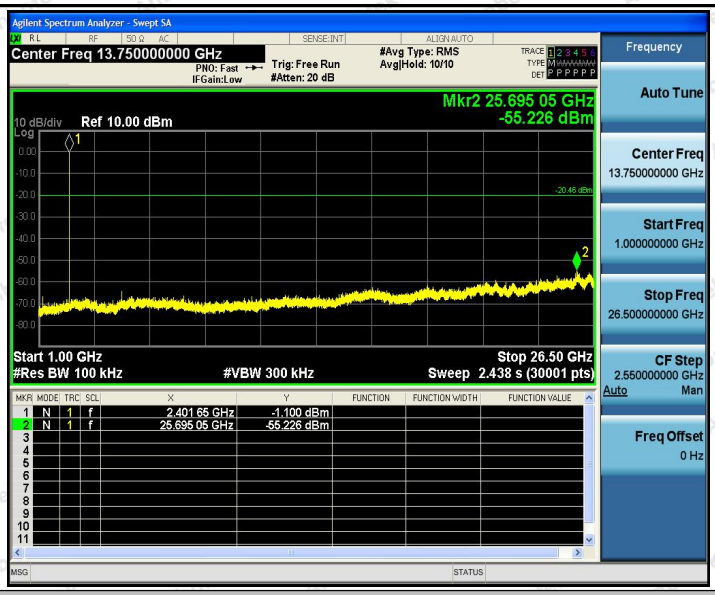

DH5_Ant1_2441_0~Reference

DH5_Ant1_2441_30~1000

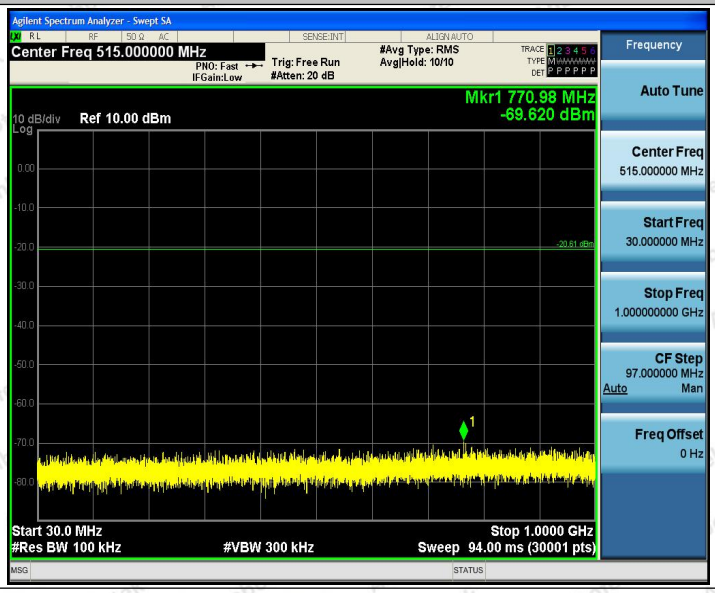

DH5_Ant1_2441_1000~26500

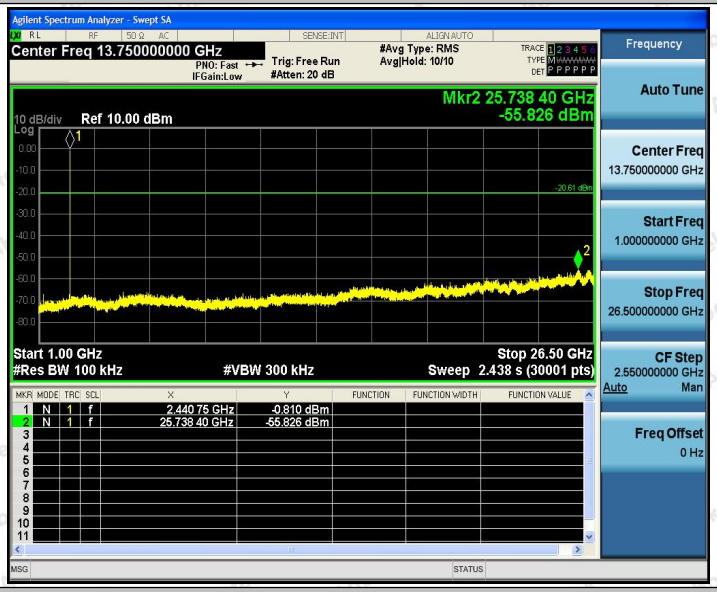

DH5_Ant1_2480_0~Reference

DH5_Ant1_2480_30~1000

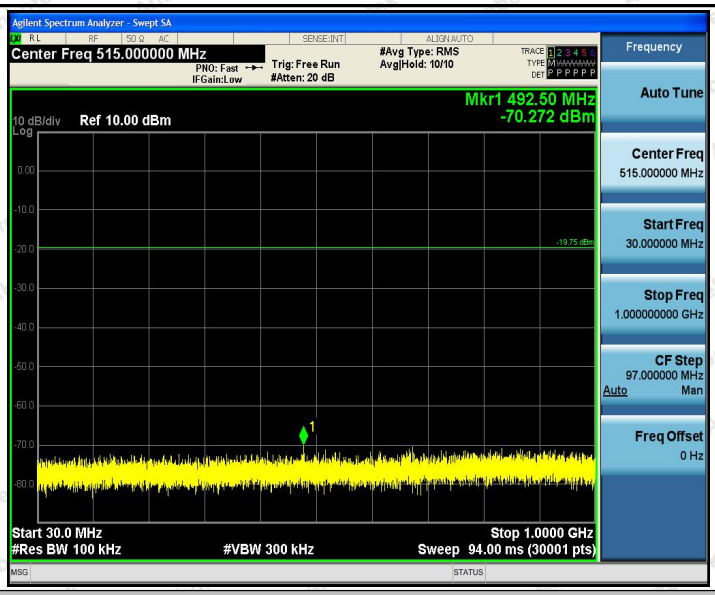

DH5_Ant1_2480_1000~26500

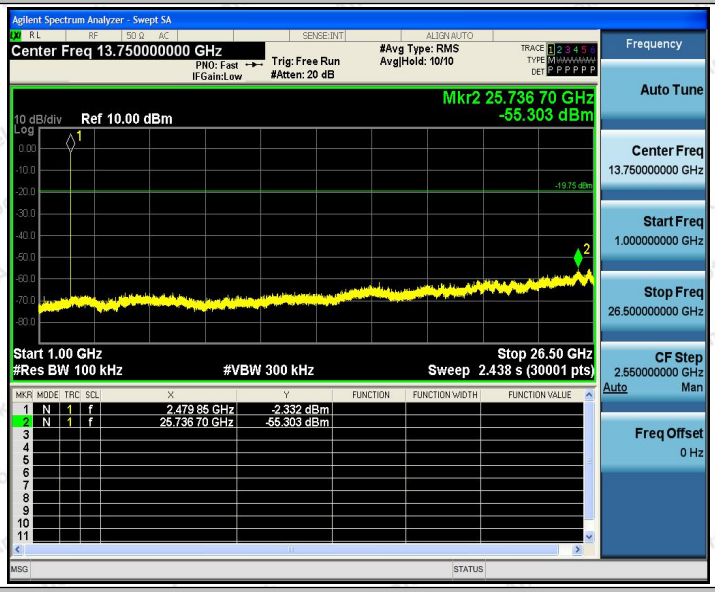

2DH5_Ant1_2402_0~Reference

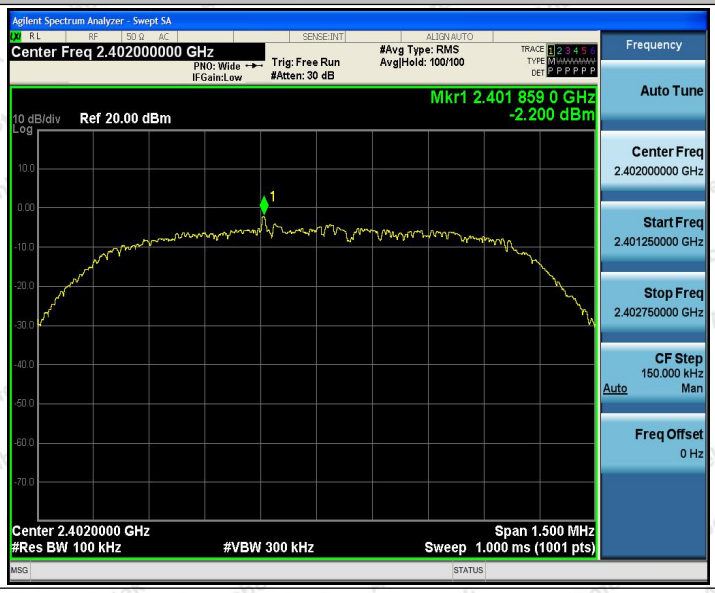

2DH5_Ant1_2402_30~1000

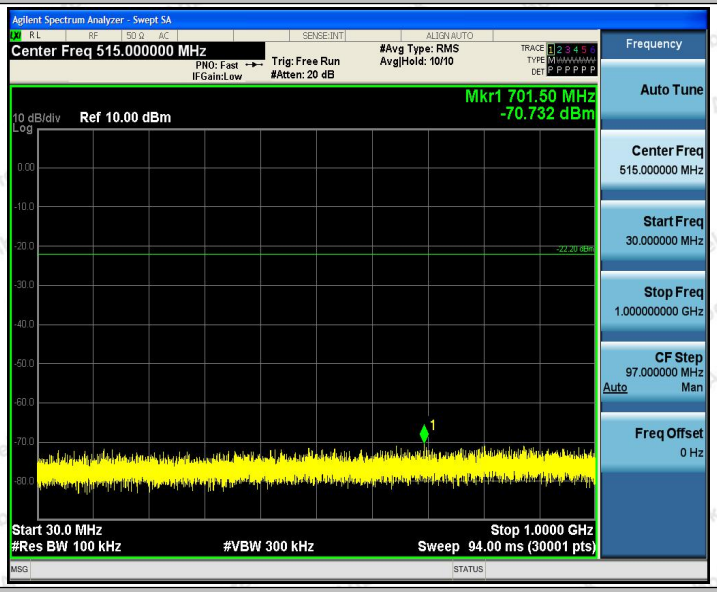

2DH5_Ant1_2402_1000~26500

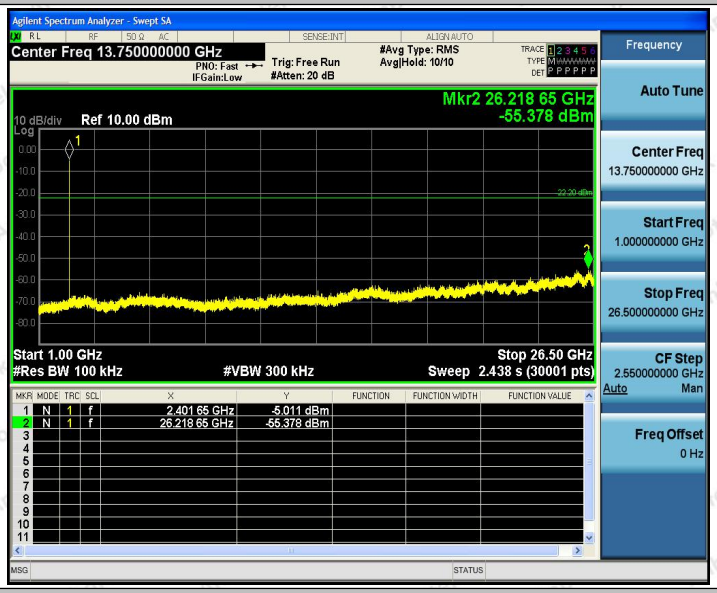

2DH5_Ant1_2441_0~Reference

2DH5_Ant1_2441_30~1000

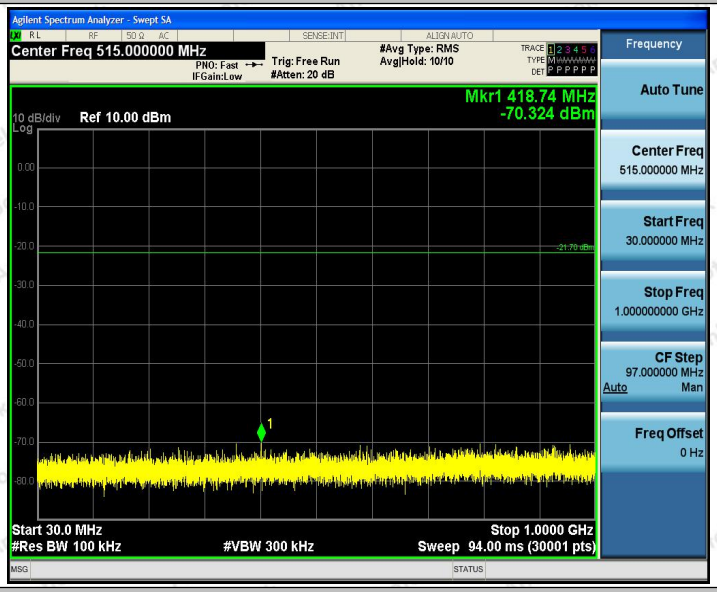

2DH5_Ant1_2441_1000~26500

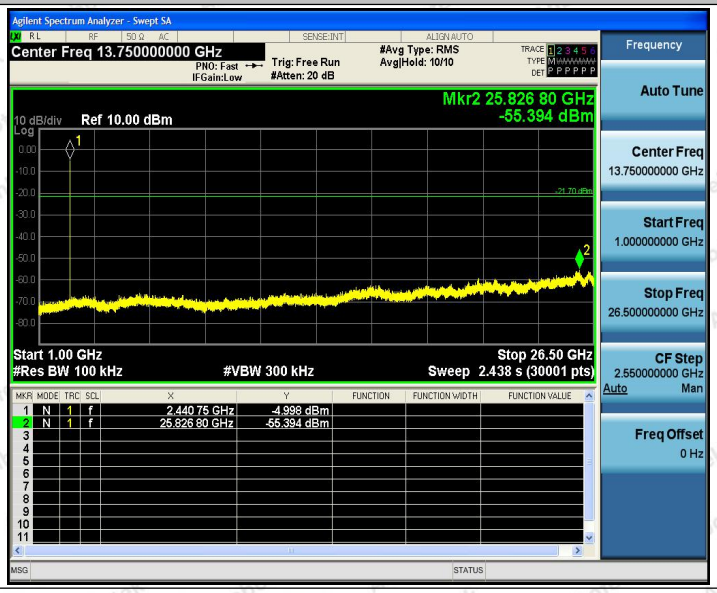

2DH5_Ant1_2480_0~Reference

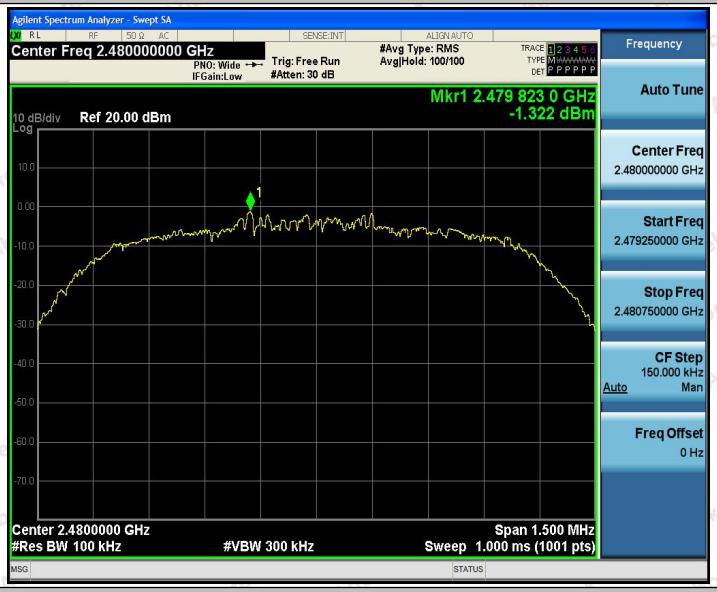

2DH5_Ant1_2480_30~1000

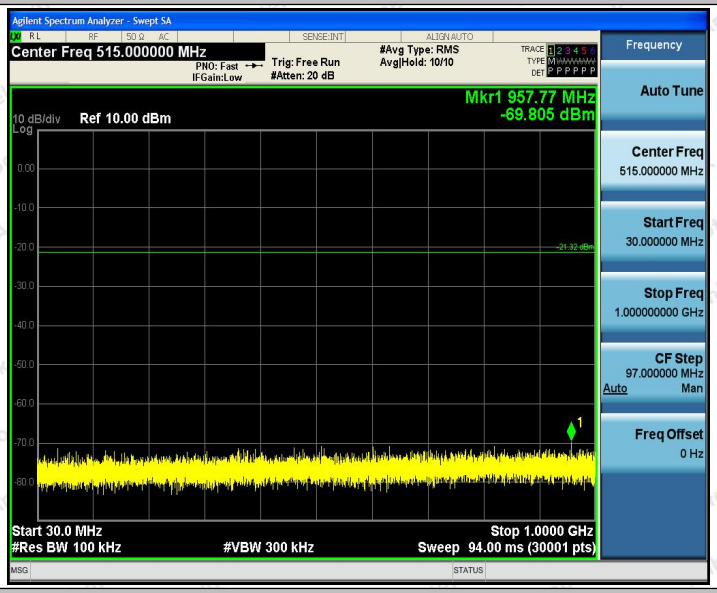

2DH5_Ant1_2480_1000~26500

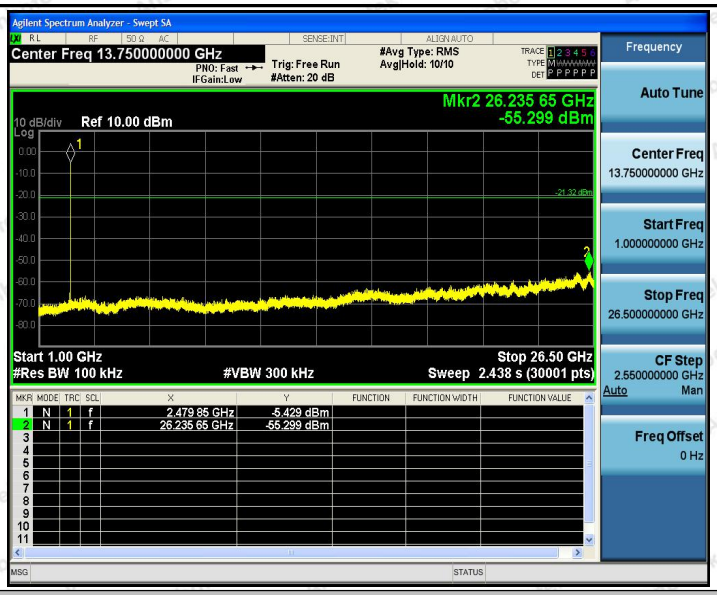

3DH5_Ant1_2402_0~Reference

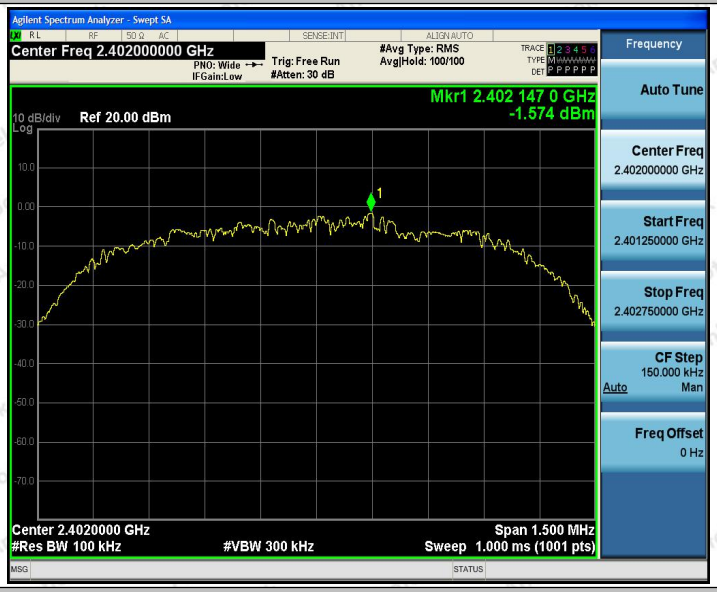

3DH5_Ant1_2402_30~1000

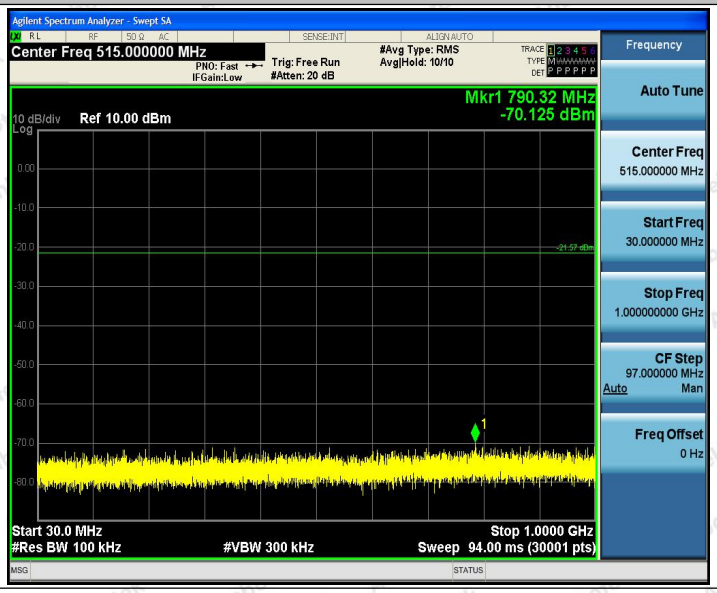

3DH5_Ant1_2402_1000~26500

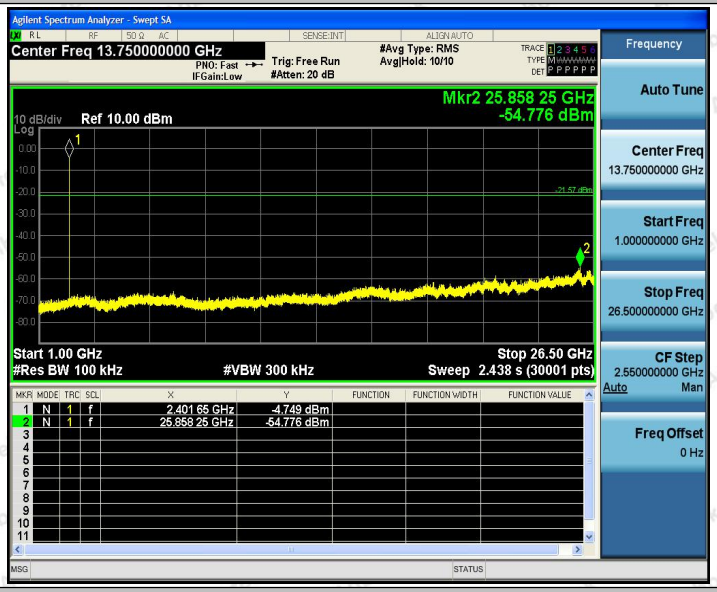

3DH5_Ant1_2441_0~Reference

3DH5_Ant1_2441_30~1000

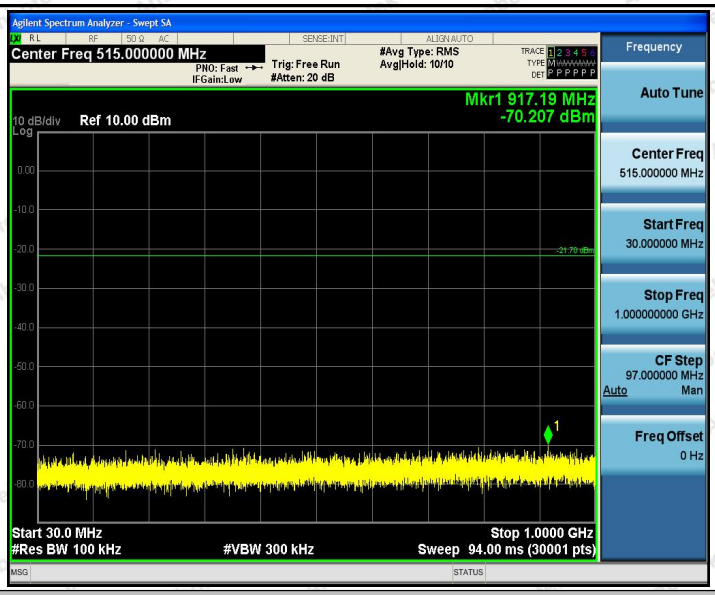

3DH5_Ant1_2441_1000~26500

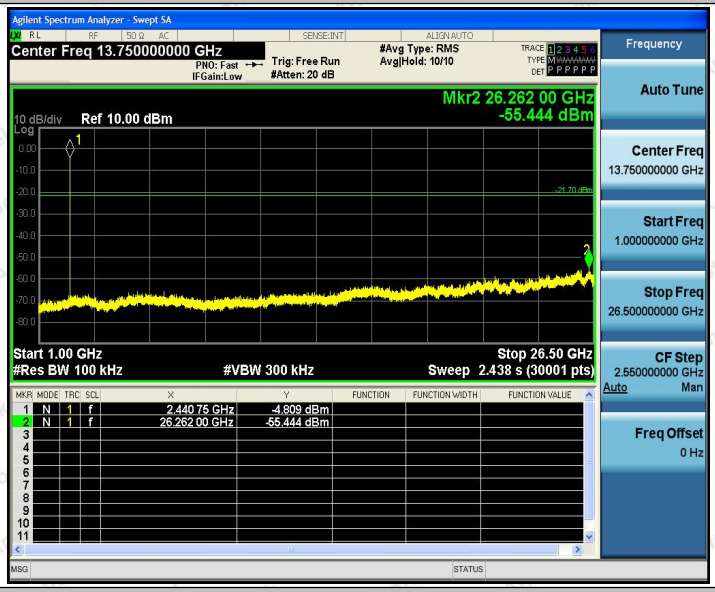

3DH5_Ant1_2480_0~Reference

3DH5_Ant1_2480_30~1000

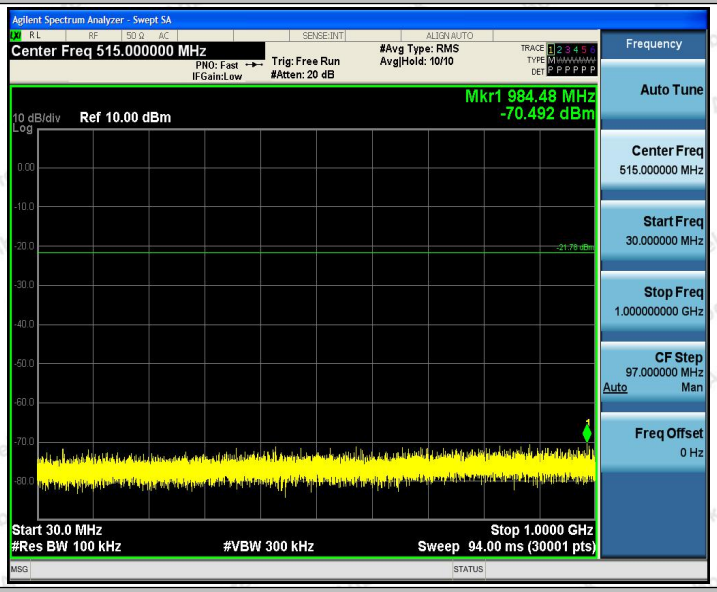

3DH5_Ant1_2480_1000~26500

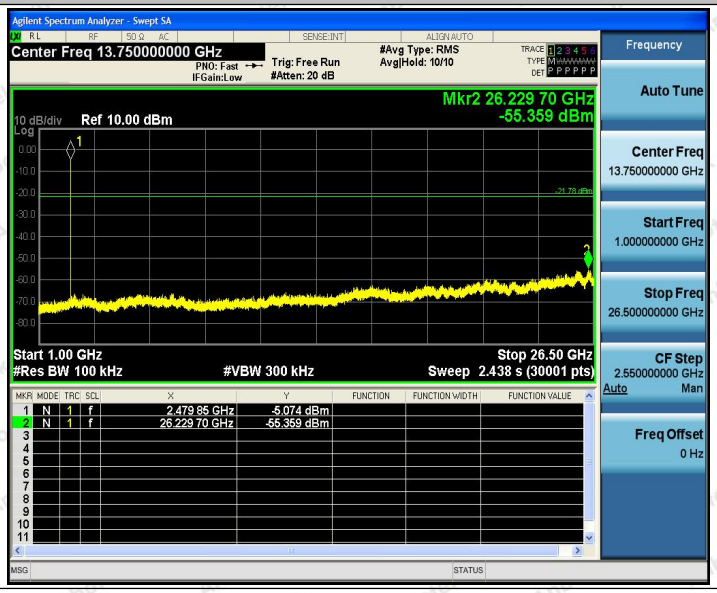

Appendix I: Duty Cycle

Test Result

TestMode	Antenna	Channel	ON Time [ms]	Period [ms]	X	DC [%]	xFactor	Limit	Verdict
DH5	Ant1	2402	2.87	3.74	0.7674	76.74	1.15	---	PASS
2DH5	Ant1	2402	2.88	3.75	0.7680	76.80	1.15	---	PASS
3DH5	Ant1	2402	2.88	3.75	0.7680	76.80	1.15	---	PASS

Test Graphs

DH5_Ant1_2402

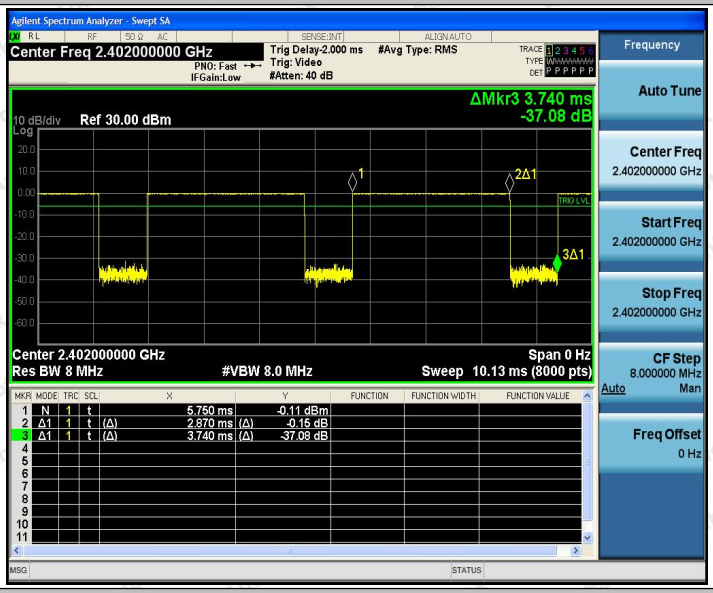

2DH5_Ant1_2402

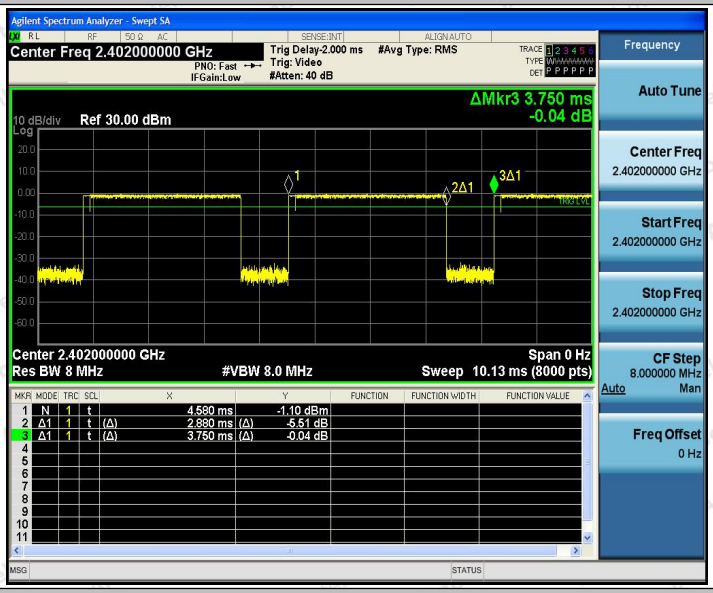

3DH5_Ant1_2402

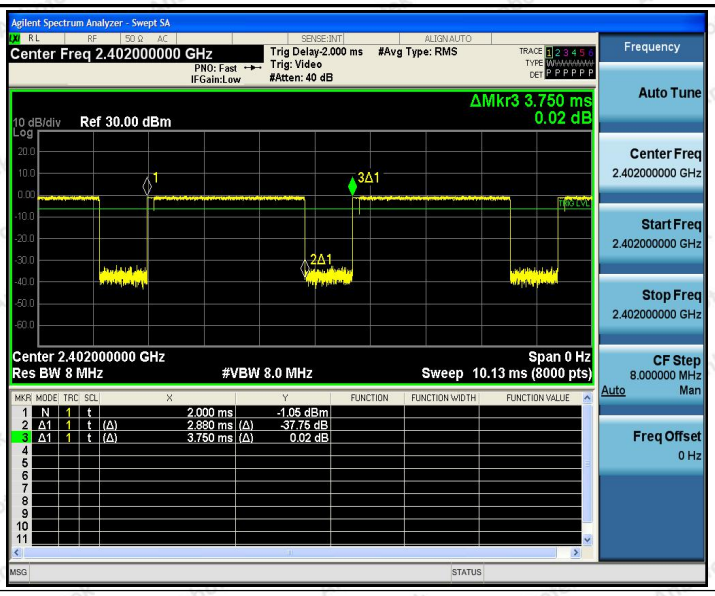
Agilent Spectrum Analyzer - Swept SA
Center Freq 2.402000000 GHz
PNO: Fast
IFGain:Low
Trig Delay-2.000 ms
Trig: Video
#Atten: 40 dB
#Avg Type: RMS
ΔMkr3 3.750 ms
0.02 dB
10 dB/div
Ref 30.00 dBm
Log
Center 2.402000000 GHz
Res BW 8 MHz
#VBW 8.0 MHz
Span 0 Hz
Sweep 10.13 ms (8000 pts)
1 N 1 t 2.000 ms -1.05 dBm
2 Δ1 1 t (Δ) 2.880 ms (Δ) -37.75 dB
3 Δ1 1 t (Δ) 3.750 ms (Δ) 0.02 dB
Frequency
Auto Tune
Center Freq
2.402000000 GHz
Start Freq
2.402000000 GHz
Stop Freq
2.402000000 GHz
CF Step
8.000000 MHz
Auto Man
Freq Offset
0 Hz

---End---