Appendix A
RF Test Data for BT(BDR/EDR) (Conducted Measurement)

Product Name: Wireless audio adapter

Trade Mark: N/A

Test Model: T832D

FCC ID: 2A4WAT832D

Environmental Conditions

Temperature:	23.8℃
Relative Humidity:	58%
ATM Pressure:	100.0 kPa
Test Engineer:	Nancy Li
Supervised by:	Hugo Chen

Appendix A: 20dB Emission Bandwidth

Test Result

TestMode	Antenna	Channel	20db EBW[MHz]	FL[MHz]	FH[MHz]	Limit[MHz]	Verdict
DH5	Ant1	2402	0.894	2401.529	2402.423	---	PASS
		2441	0.933	2440.532	2441.465	---	PASS
		2480	0.891	2479.532	2480.423	---	PASS
2DH5	Ant1	2402	1.308	2401.331	2402.639	---	PASS
		2441	1.323	2440.328	2441.651	---	PASS
		2480	1.314	2479.334	2480.648	---	PASS

Test Graphs

DH5_Ant1_2402

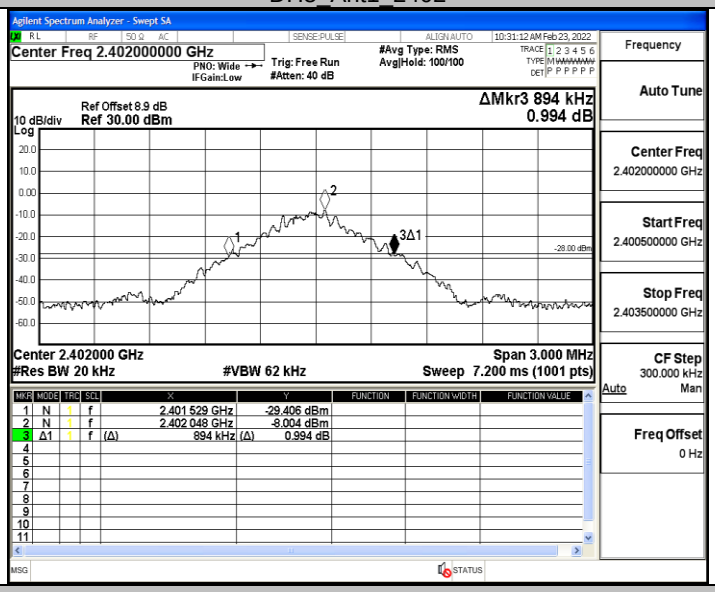

DH5_Ant1_2441

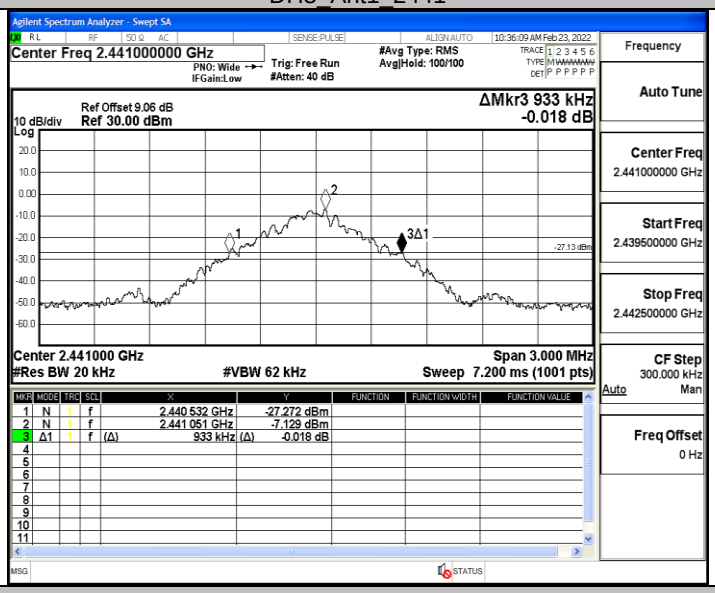

DH5_Ant1_2480

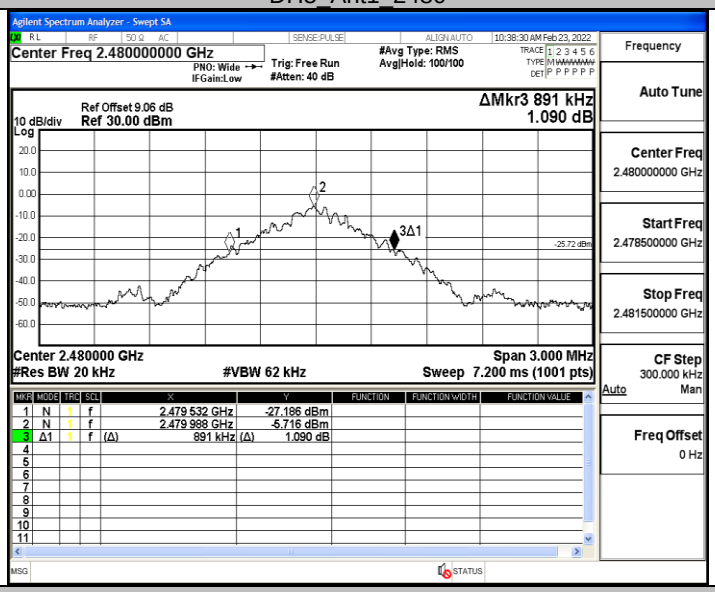

2DH5_Ant1_2402

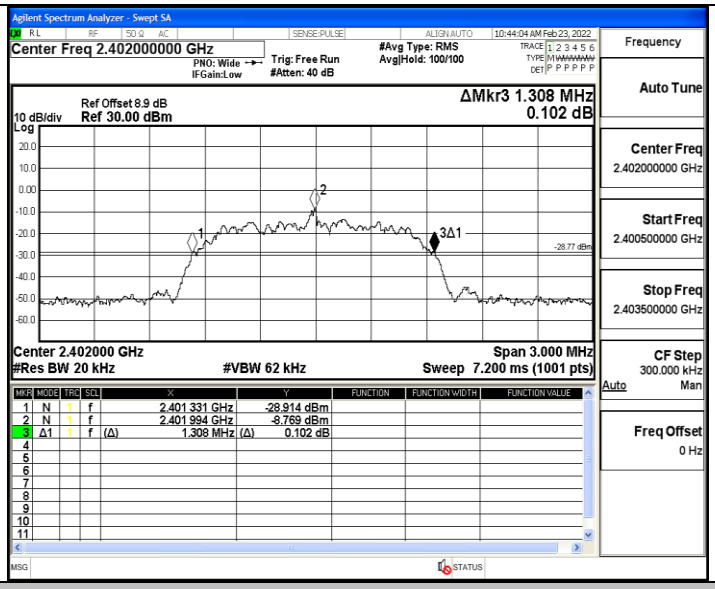

2DH5_Ant1_2441

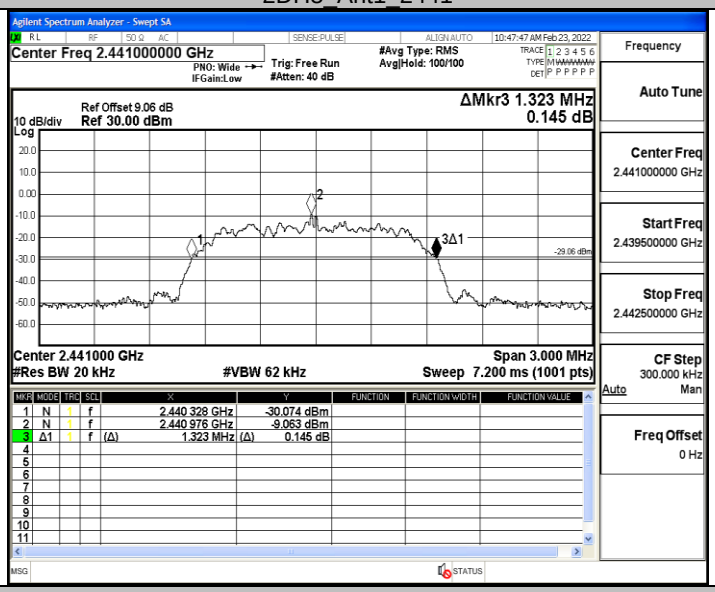

2DH5_Ant1_2480

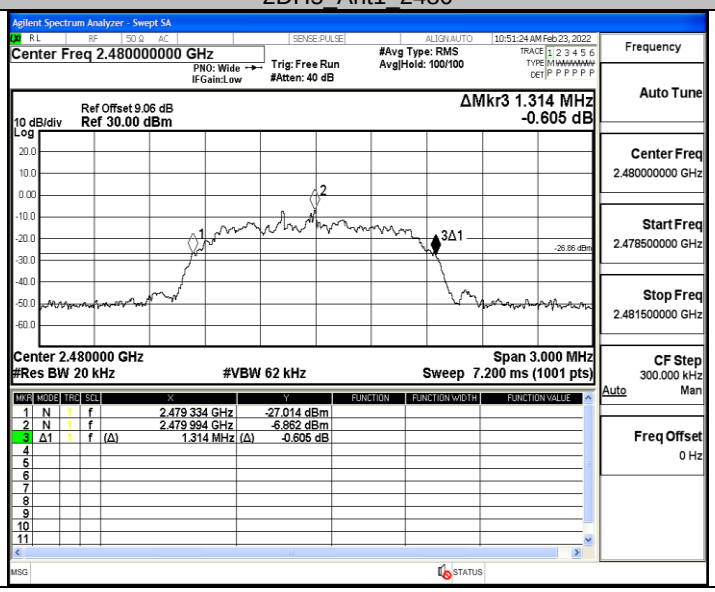

Appendix B: Occupied Channel Bandwidth

Test Result

TestMode	Antenna	Channel	OCB [MHz]	FL[MHz]	FH[MHz]	Limit[MHz]	Verdict
DH5	Ant1	2402	0.84959	2401.563	2402.412	---	PASS
		2441	0.84133	2440.567	2441.408	---	PASS
		2480	0.85363	2479.560	2480.414	---	PASS
2DH5	Ant1	2402	1.1816	2401.398	2402.579	---	PASS
		2441	1.1805	2440.399	2441.579	---	PASS
		2480	1.1828	2479.397	2480.580	---	PASS

Test Graphs

DH5_Ant1_2402

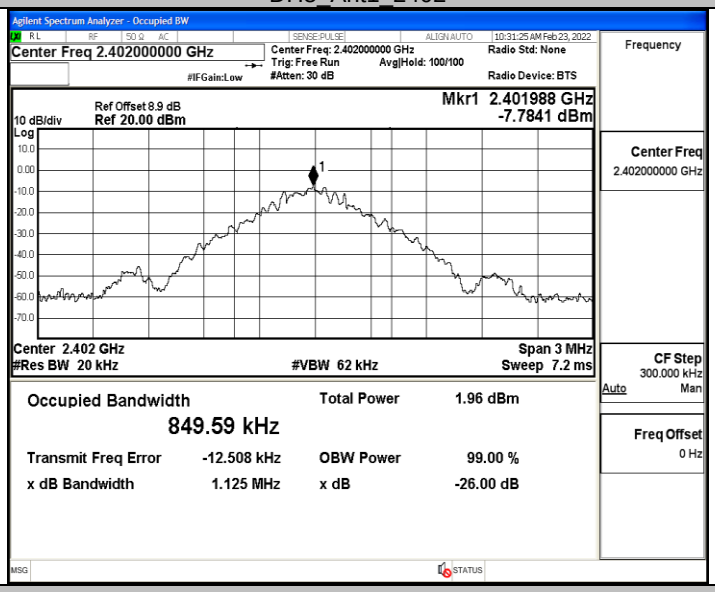

DH5_Ant1_2441

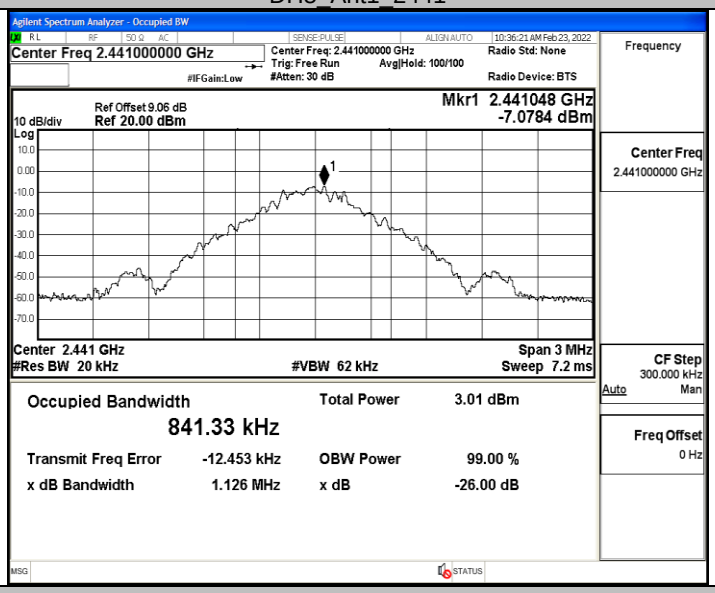

DH5_Ant1_2480

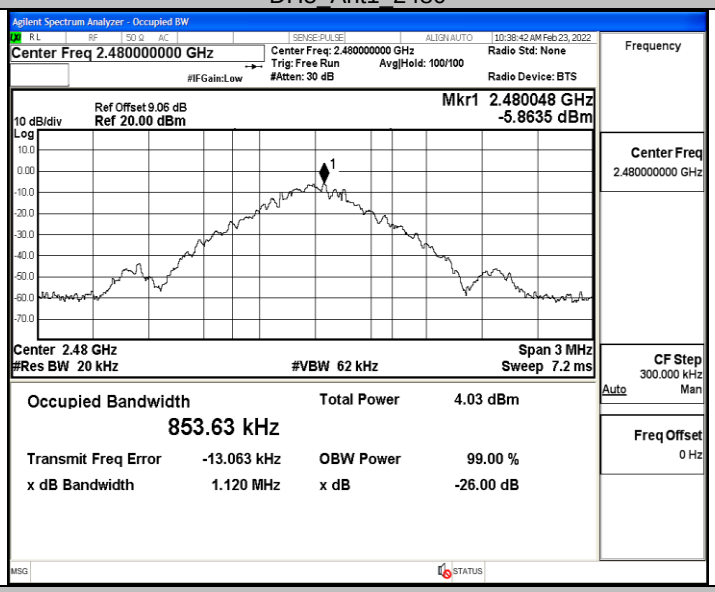

2DH5_Ant1_2402

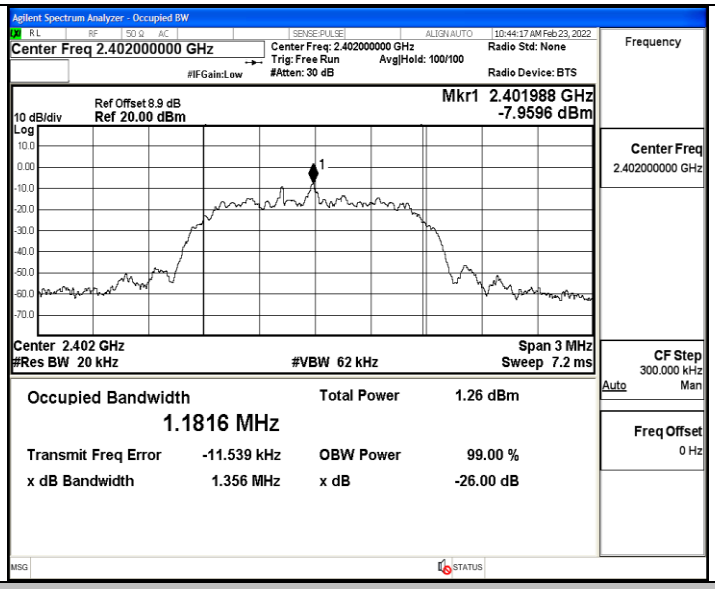

2DH5_Ant1_2441

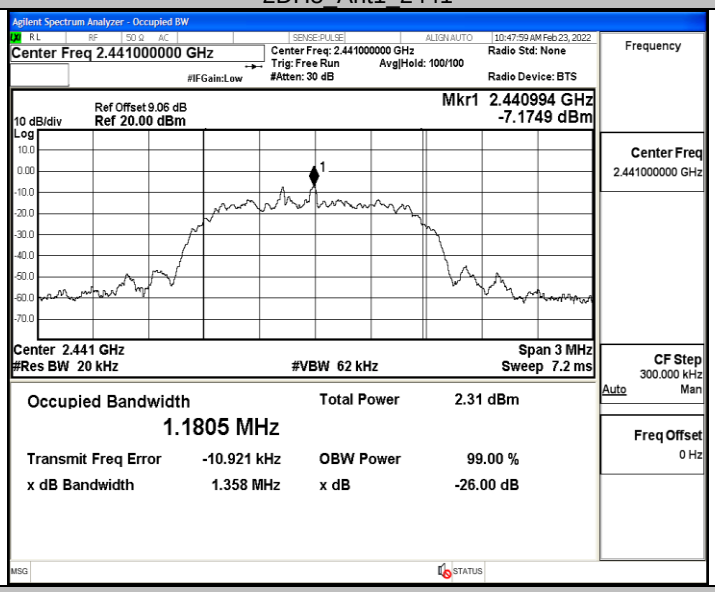

2DH5_Ant1_2480

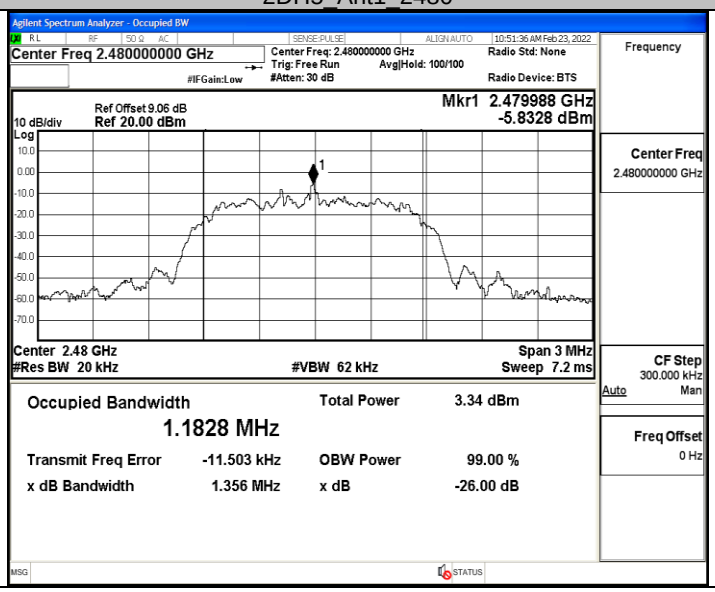

Appendix C: Maximum conducted output power

Test Result

TestMode	Antenna	Channel	Result[dBm]	Limit[dBm]	Verdict
DH5	Ant1	2402	-4.27	<=30.00	PASS
		2441	-3.37	<=30.00	PASS
		2480	-2.25	<=30.00	PASS
2DH5	Ant1	2402	-3.47	<=20.97	PASS
		2441	-2.57	<=20.97	PASS
		2480	-1.48	<=20.97	PASS

Test Graphs

DH5_Ant1_2402

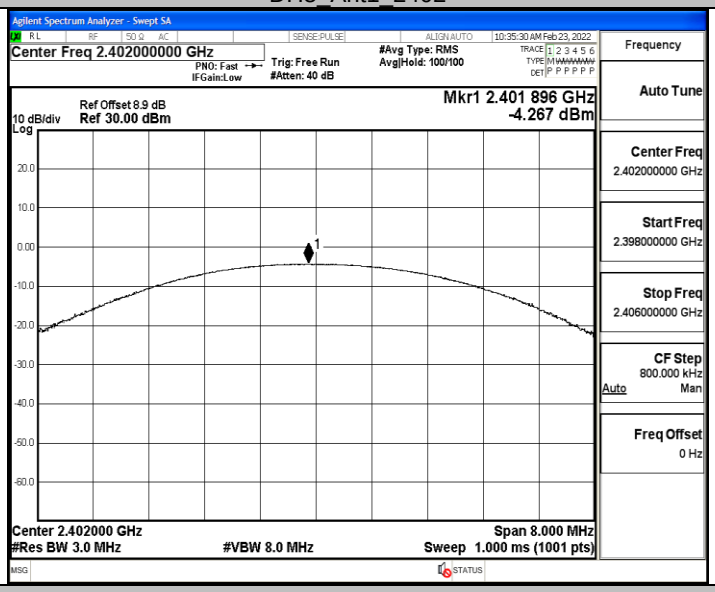

DH5_Ant1_2441

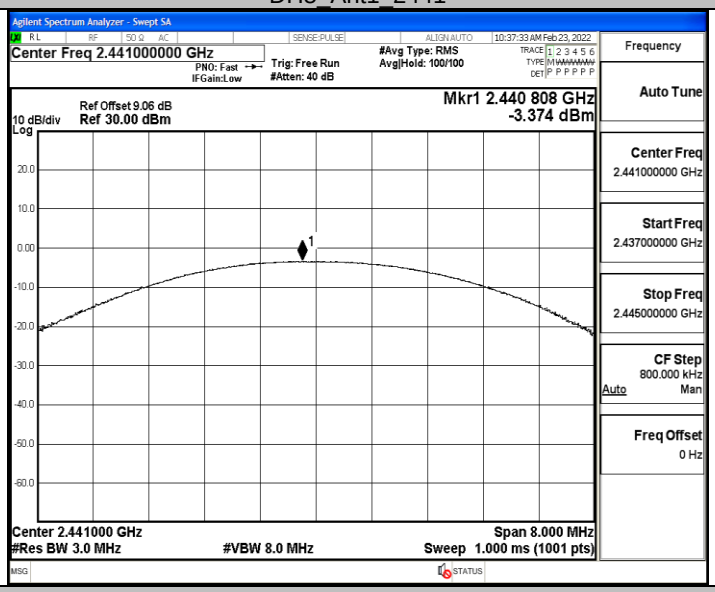

DH5_Ant1_2480

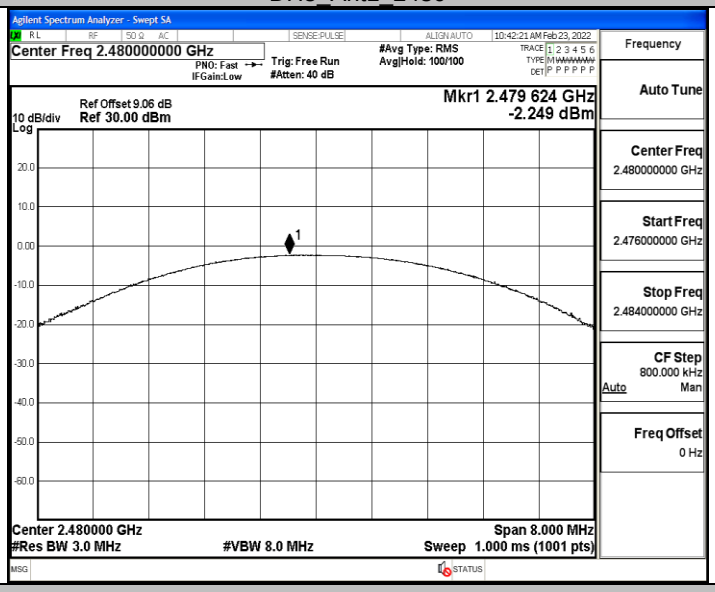

2DH5_Ant1_2402

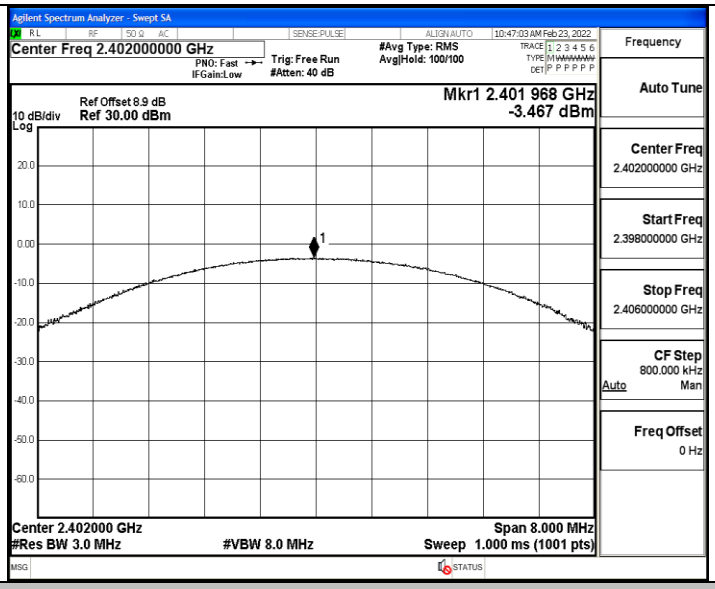

2DH5_Ant1_2441

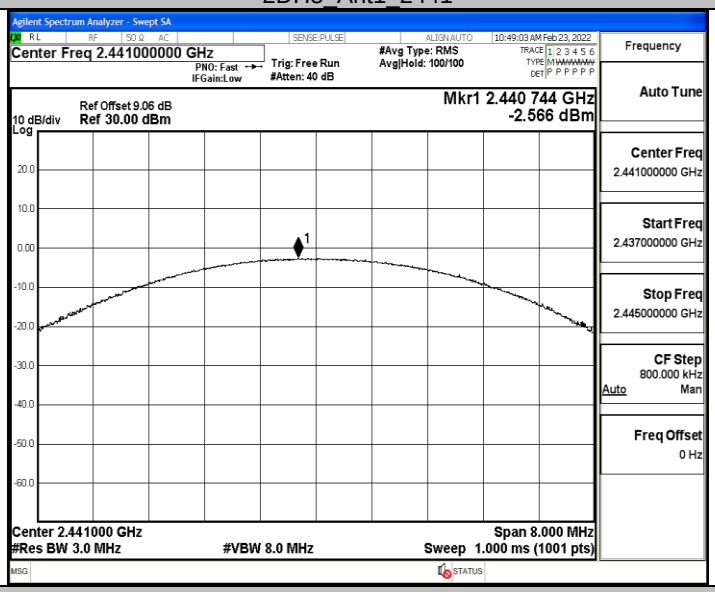

2DH5_Ant1_2480

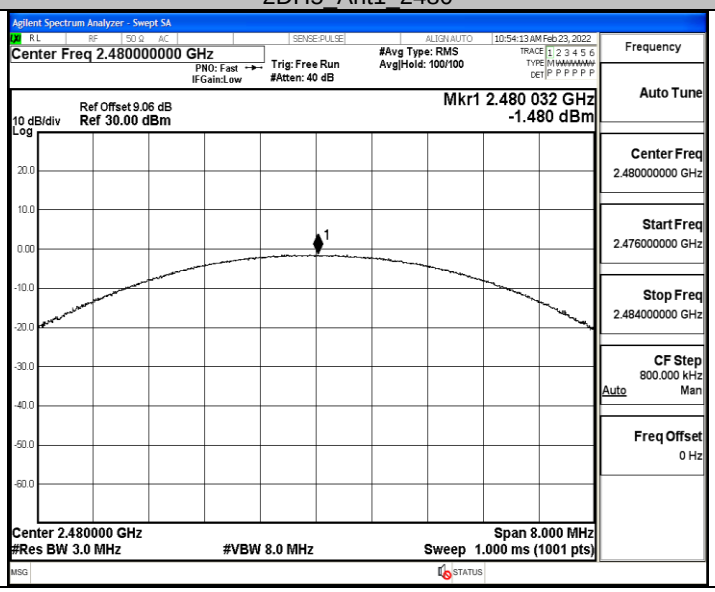

Appendix D: Carrier frequency separation

Test Result

TestMode	Antenna	Channel	Result[MHz]	Limit[MHz]	Verdict
DH5	Ant1	Hop	1.006	≥0.933	PASS
2DH5	Ant1	Hop	0.964	≥0.882	PASS

Test Graphs

DH5_Ant1_Hop

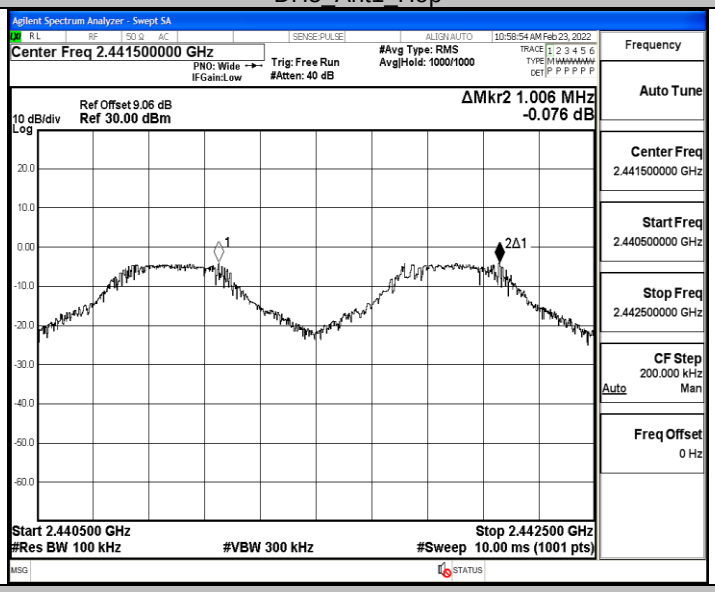

2DH5_Ant1_Hop

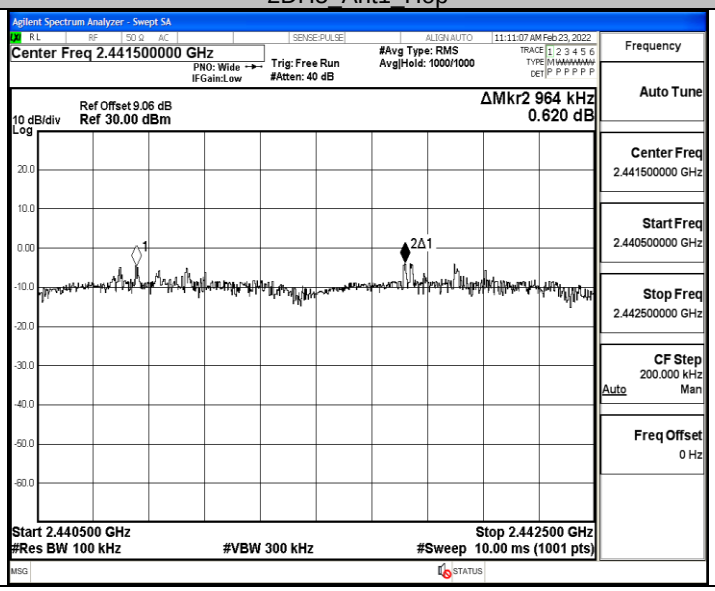

Appendix E: Time of occupancy

Test Result

TestMode	Antenna	Channel	BurstWidth [ms]	TotalHops [Num]	Result[s]	Limit[s]	Verdict
DH5	Ant1	Hop	2.88	70	0.202	<=0.4	PASS
2DH5	Ant1	Hop	2.89	90	0.26	<=0.4	PASS

Test Graphs

DH5_Ant1_Hop

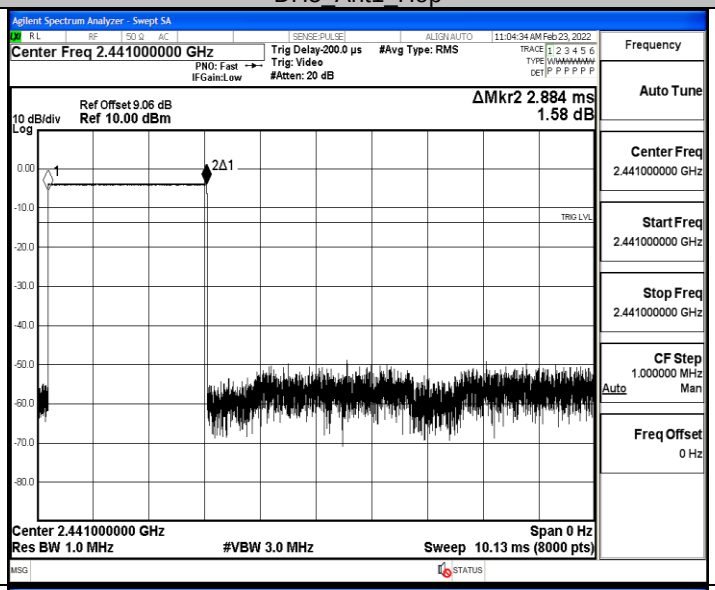

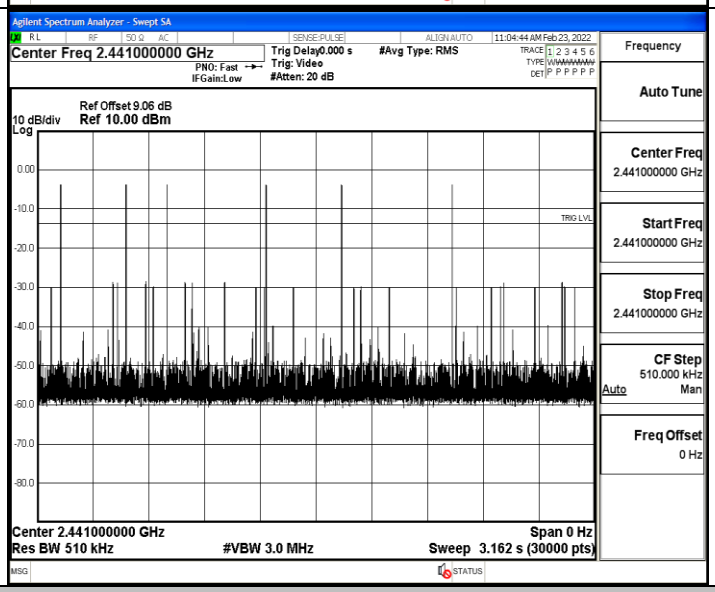

2DH5_Ant1_Hop

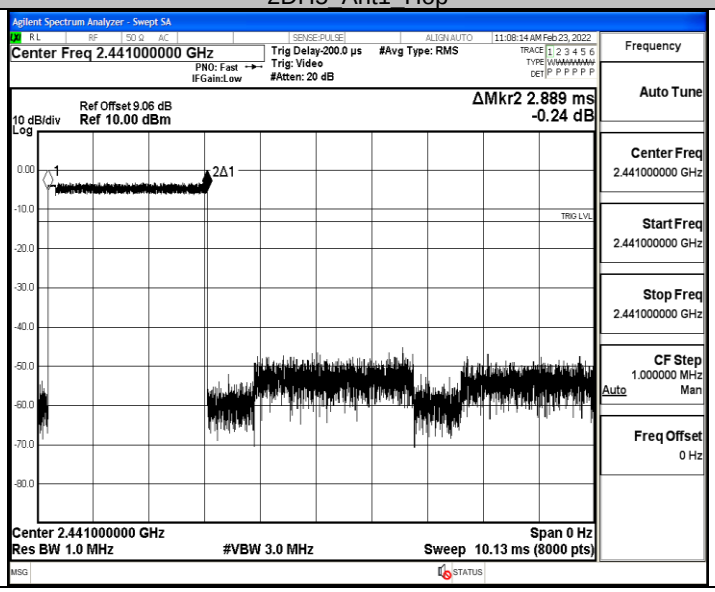

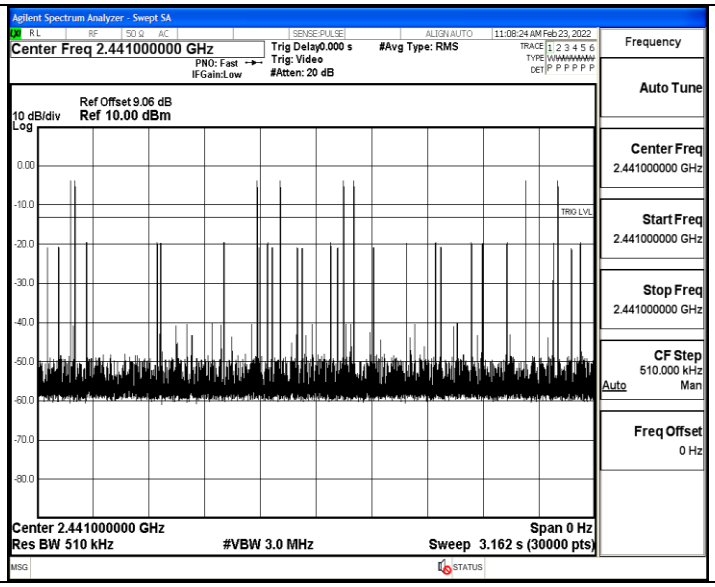
Agilent Spectrum Analyzer - Swept SA
Center Freq 2.441000000 GHz
PNO: Fast
IFGain:Low
Trig Delay 0.000 s
Trig: Video
#Atten: 20 dB
#Avg Type: RMS
11:08:24 AM Feb 23, 2022
Ref Offset 9.06 dB
10 dB/div Ref 10.00 dBm
Log
0.00
-10.0
-20.0
-30.0
-40.0
-50.0
-60.0
-70.0
-80.0
TRIG LVL
Center 2.441000000 GHz
Res BW 510 kHz
#VBW 3.0 MHz
Span 0 Hz
Sweep 3.162 s (30000 pts)
Frequency
Auto Tune
Center Freq
2.441000000 GHz
Start Freq
2.441000000 GHz
Stop Freq
2.441000000 GHz
CF Step
510.000 kHz
Auto
Man
Freq Offset
0 Hz

Appendix F: Number of hopping channels

Test Result

TestMode	Antenna	Channel	Result[Num]	Limit[Num]	Verdict
DH5	Ant1	Hop	79	>=15	PASS
2DH5	Ant1	Hop	79	>=15	PASS

Test Graphs

DH5_Ant1_Hop

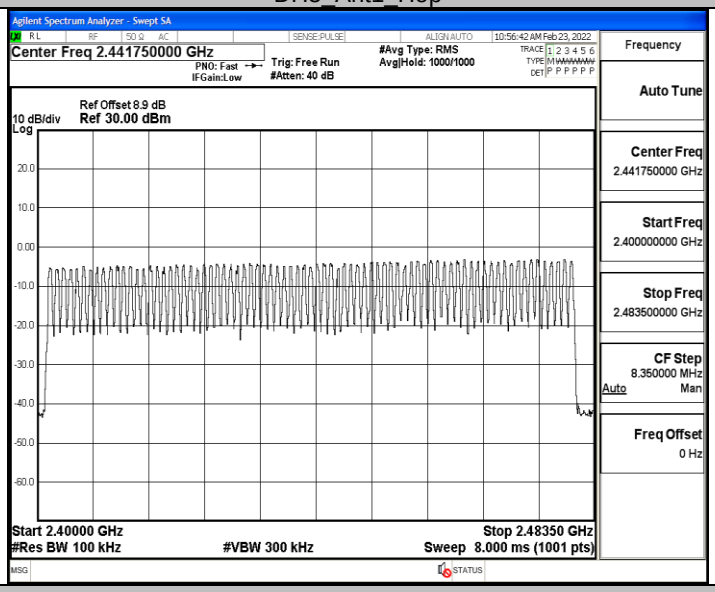

2DH5_Ant1_Hop

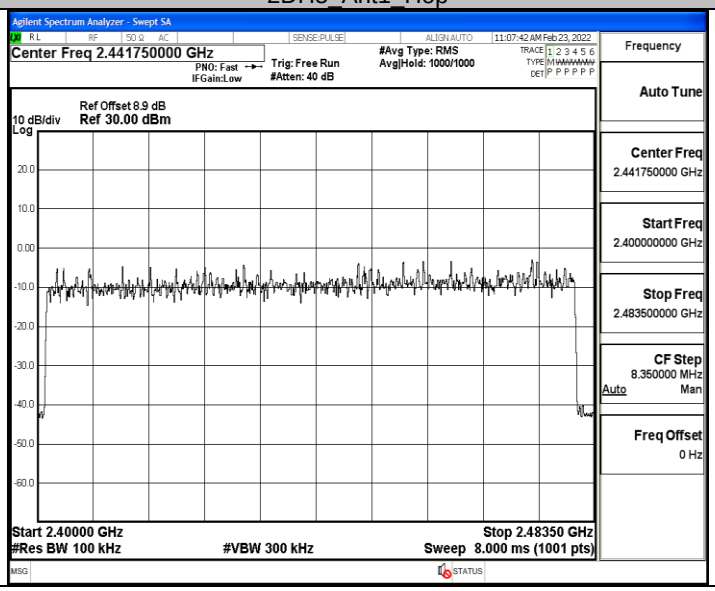

Appendix G: Band edge measurements

Test Result

TestMode	Antenna	ChName	Channel	RefLevel [dBm]	Result [dBm]	Limit [dBm]	Verdict
DH5	Ant1	Low	2402	-4.72	-49.35	≤-24.72	PASS
		High	2480	-2.73	-49.1	≤-22.73	PASS
		Low	Hop_2402	-5.85	-50.04	≤-25.85	PASS
		High	Hop_2480	-2.87	-49.87	≤-22.87	PASS
2DH5	Ant1	Low	2402	-4.73	-48.77	≤-24.73	PASS
		High	2480	-2.56	-49.02	≤-22.56	PASS
		Low	Hop_2402	-9.88	-50.43	≤-29.88	PASS
		High	Hop_2480	-5.21	-49.5	≤-25.21	PASS

Test Graphs

DH5_Ant1_Low_2402

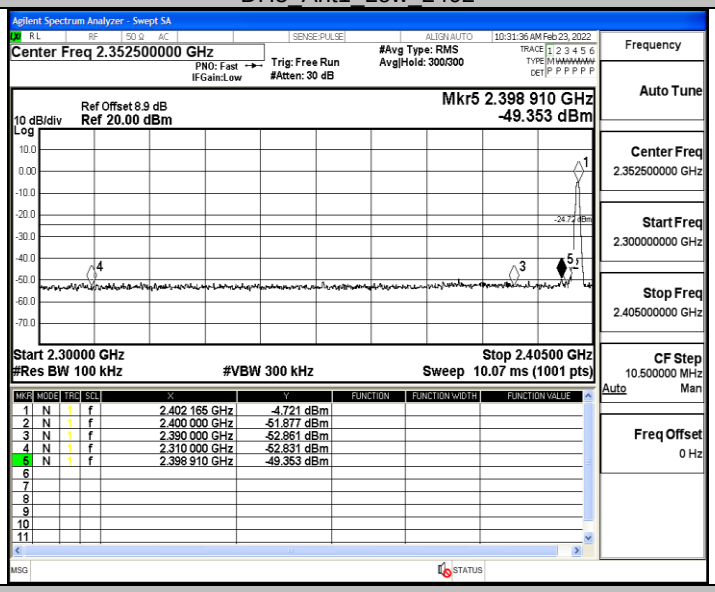

DH5_Ant1_High_2480

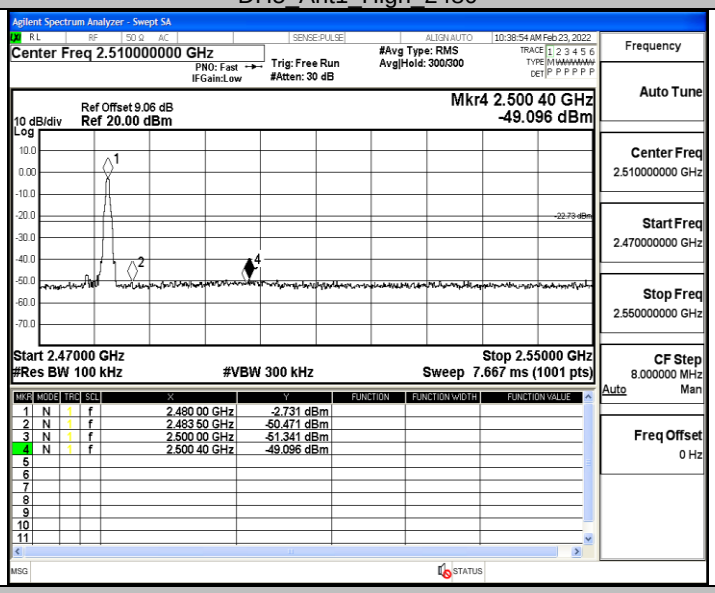

DH5_Ant1_Low_Hop_2402

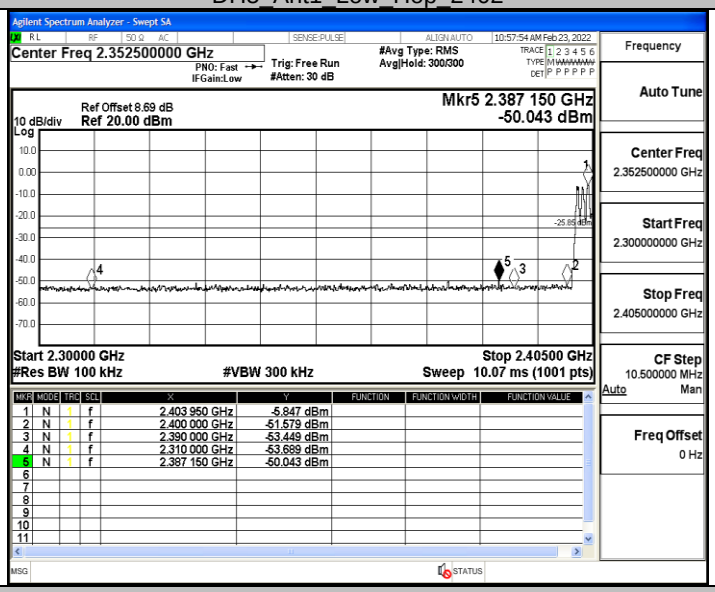

DH5_Ant1_High_Hop_2480

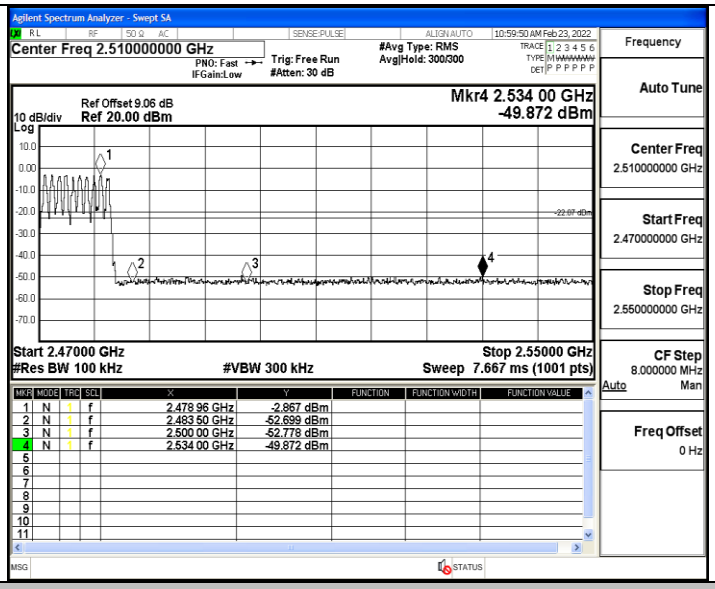

2DH5_Ant1_Low_2402

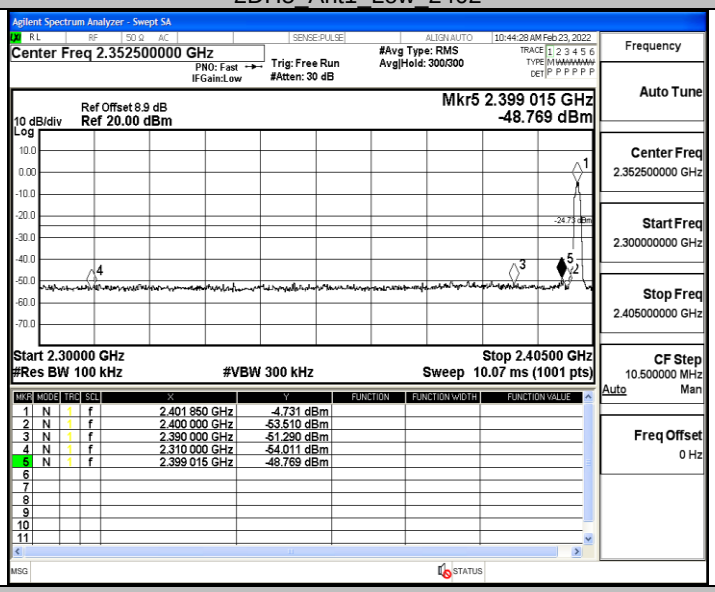

2DH5_Ant1_High_2480

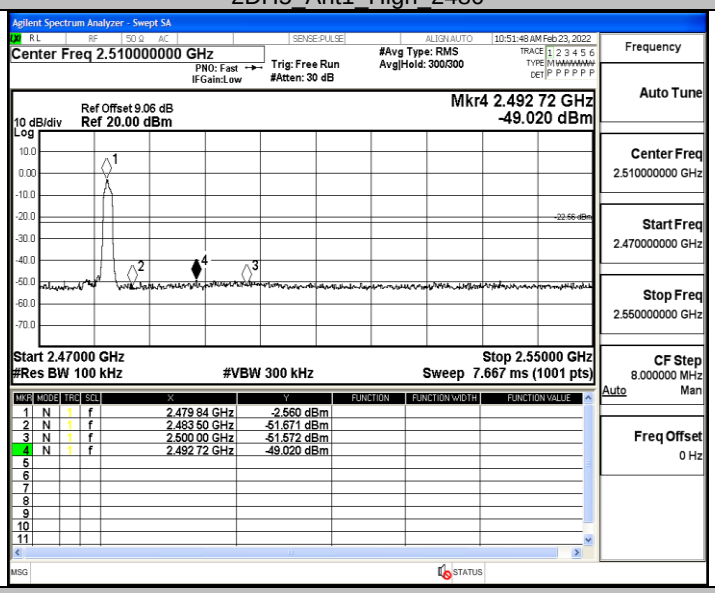

2DH5_Ant1_Low_Hop_2402

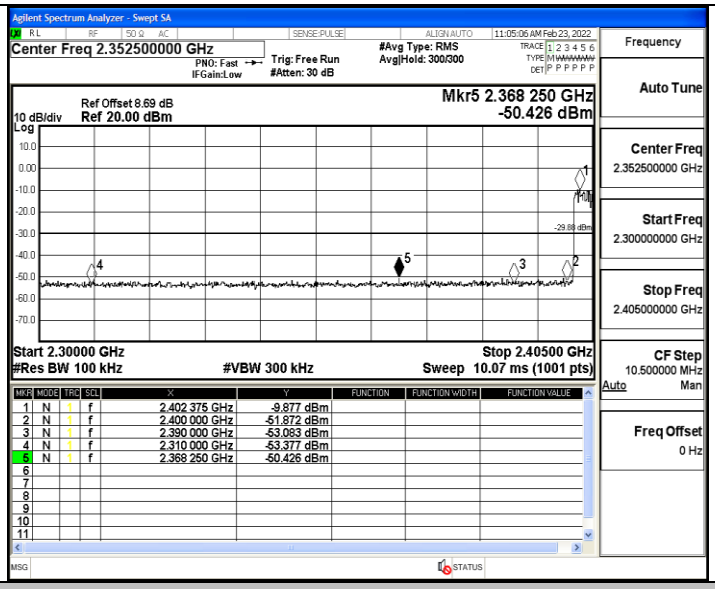

2DH5_Ant1_High_Hop_2480

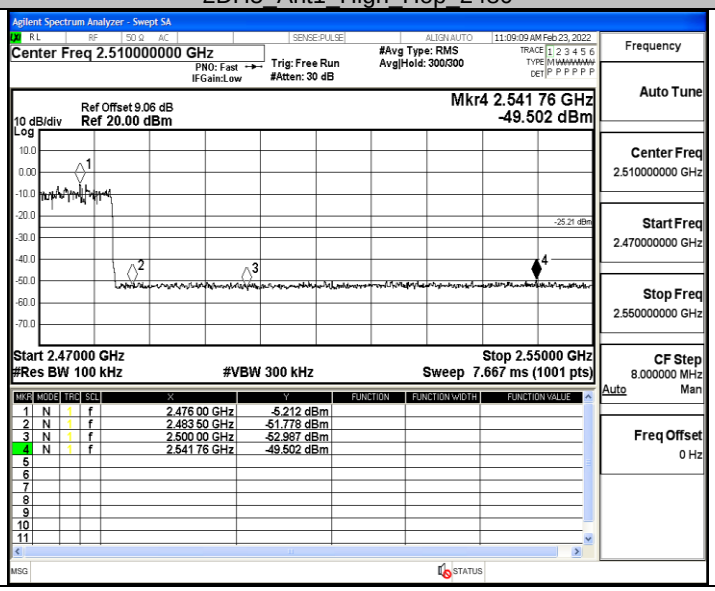

Appendix H: Conducted Spurious Emission

Test Result

TestMode	Antenna	Channel	FreqRange [MHz]	RefLevel [dBm]	Result [dBm]	Limit [dBm]	Verdict
DH5	Ant1	2402	Reference	-5.54	-5.54	---	PASS
			30~1000	-5.54	-61.47	≤-25.54	PASS
			1000~26500	-5.54	-47.9	≤-25.54	PASS
		2441	Reference	-4.23	-4.23	---	PASS
			30~1000	-4.23	-61.55	≤-24.23	PASS
			1000~26500	-4.23	-46.29	≤-24.23	PASS
		2480	Reference	-3.32	-3.32	---	PASS
			30~1000	-3.32	-62.22	≤-23.32	PASS
			1000~26500	-3.32	-45.24	≤-23.32	PASS
2DH5	Ant1	2402	Reference	-9.09	-9.09	---	PASS
			30~1000	-9.09	-61.38	≤-29.09	PASS
			1000~26500	-9.09	-49.2	≤-29.09	PASS
		2441	Reference	-7.88	-7.88	---	PASS
			30~1000	-7.88	-61.38	≤-27.88	PASS
			1000~26500	-7.88	-46.42	≤-27.88	PASS
		2480	Reference	-6.80	-6.80	---	PASS
			30~1000	-6.80	-61.47	≤-26.8	PASS
			1000~26500	-6.80	-45.19	≤-26.8	PASS

Test Graphs

DH5_Ant1_2402_0~Reference

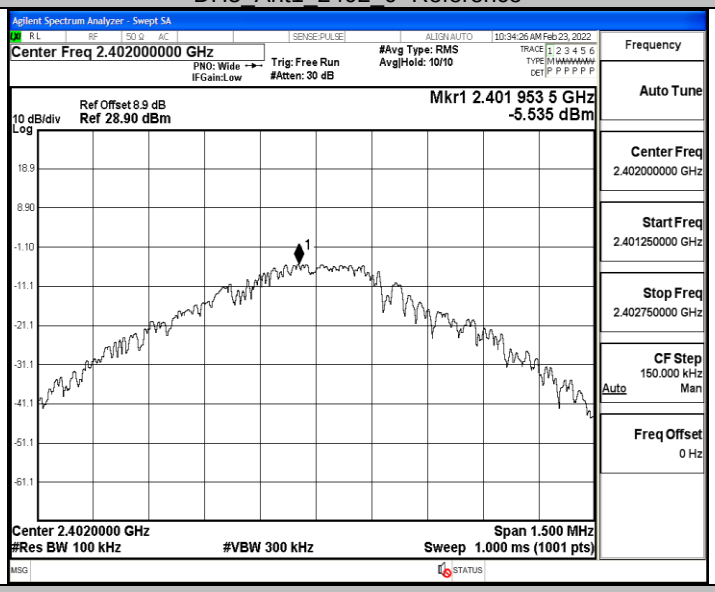

DH5_Ant1_2402_30~1000

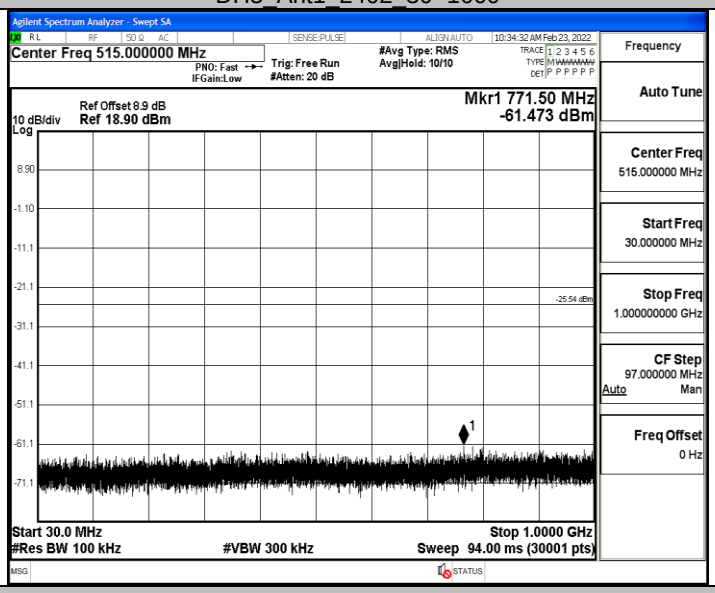

DH5_Ant1_2402_1000~26500

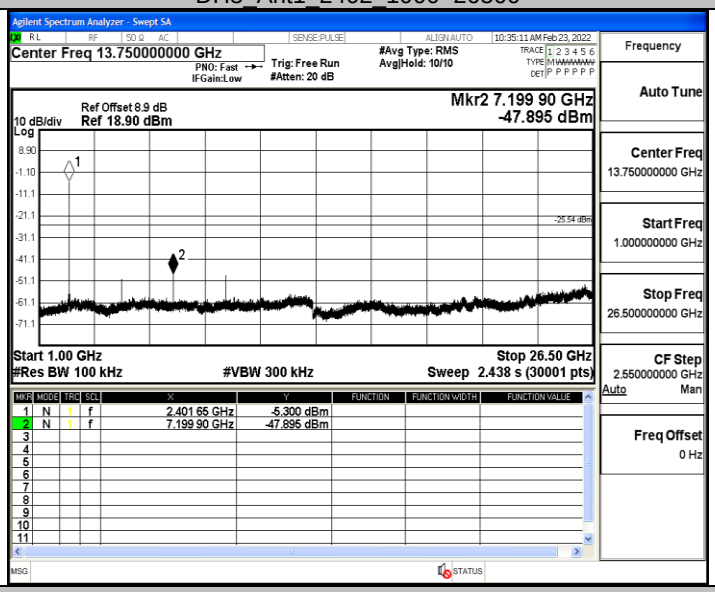

DH5_Ant1_2441_0~Reference

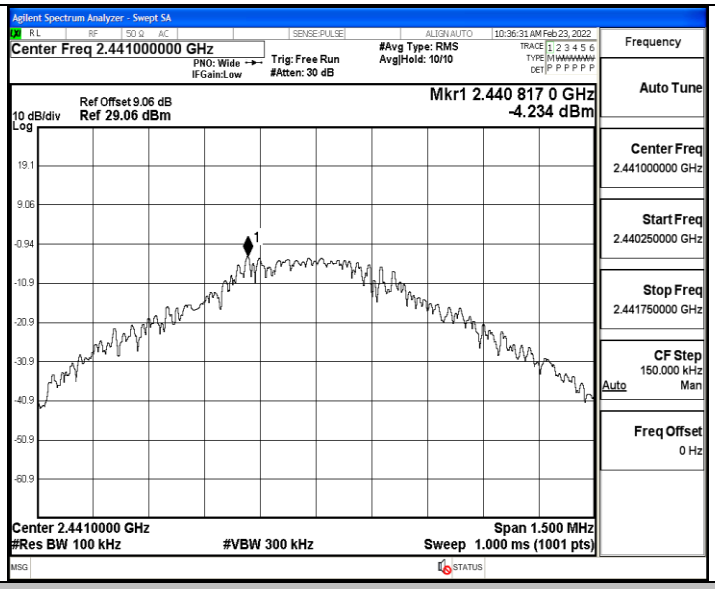

DH5_Ant1_2441_30~1000

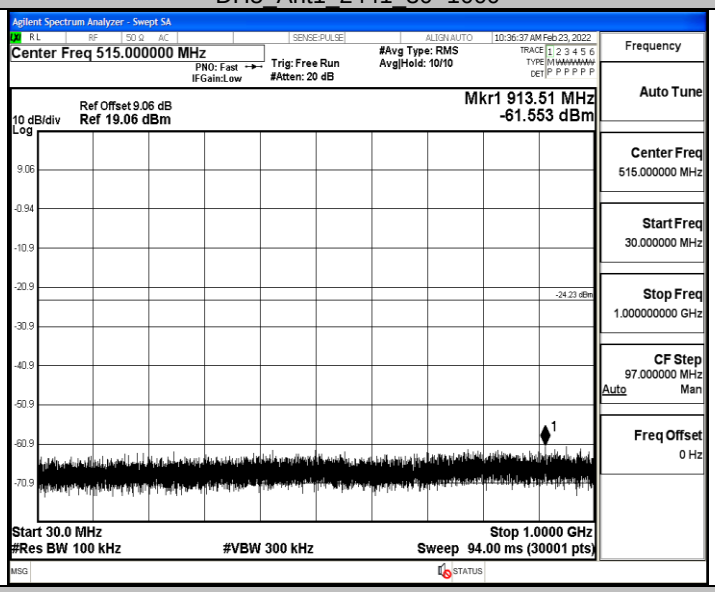

DH5_Ant1_2441_1000~26500

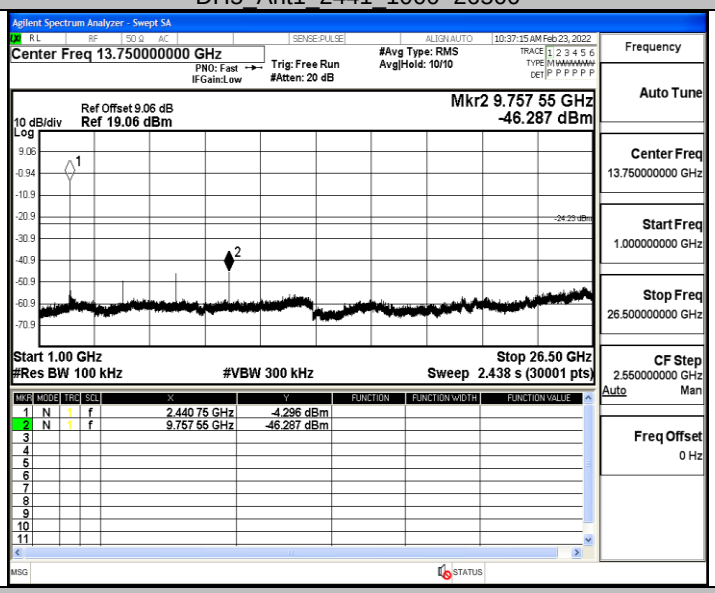

DH5_Ant1_2480_0~Reference

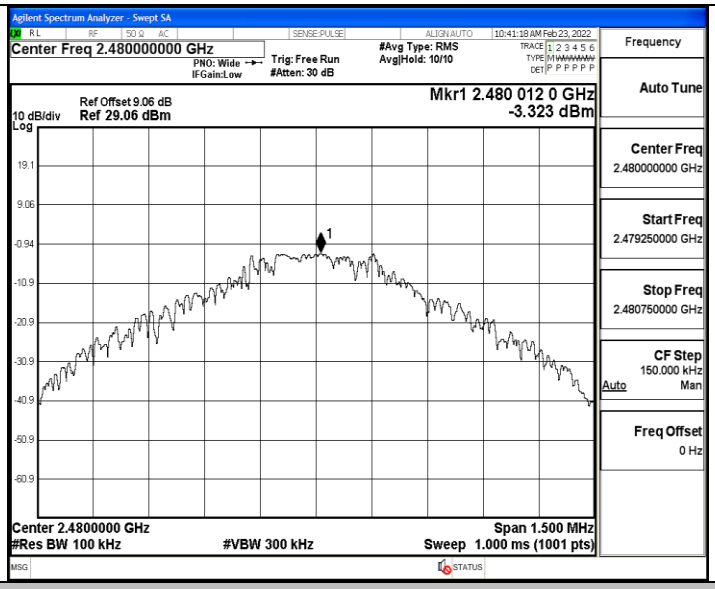

DH5_Ant1_2480_30~1000

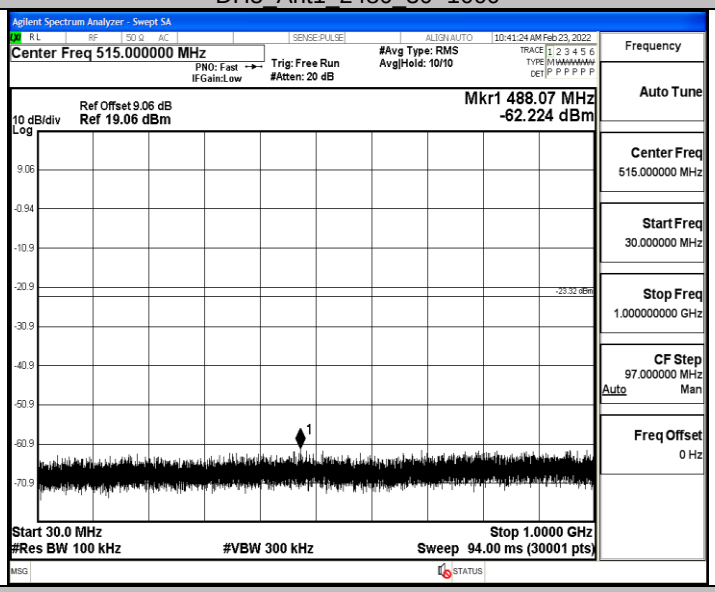

DH5_Ant1_2480_1000~26500

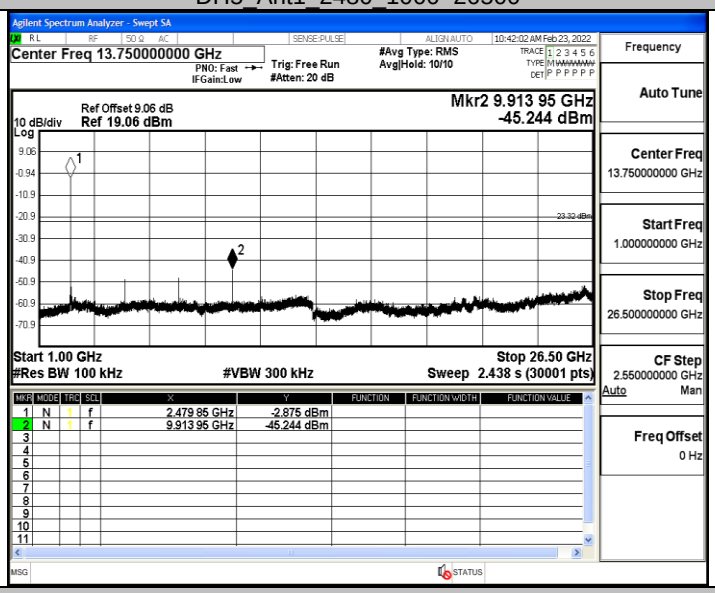

2DH5_Ant1_2402_0~Reference

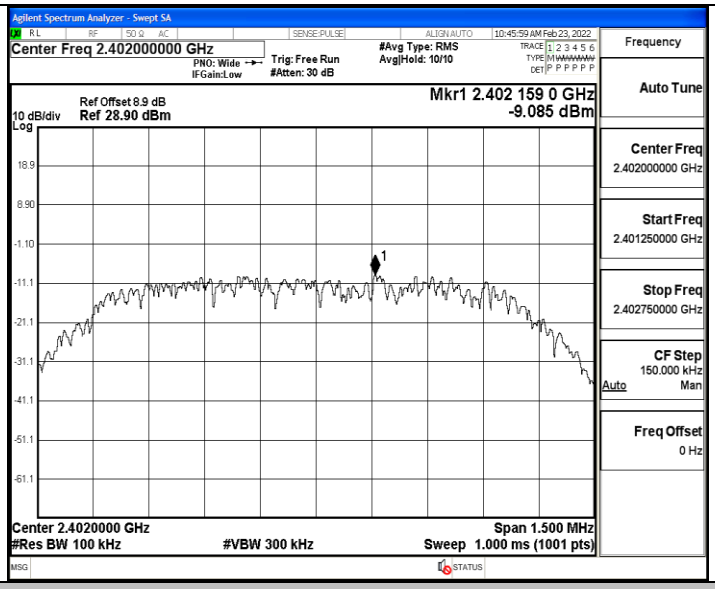

2DH5_Ant1_2402_30~1000

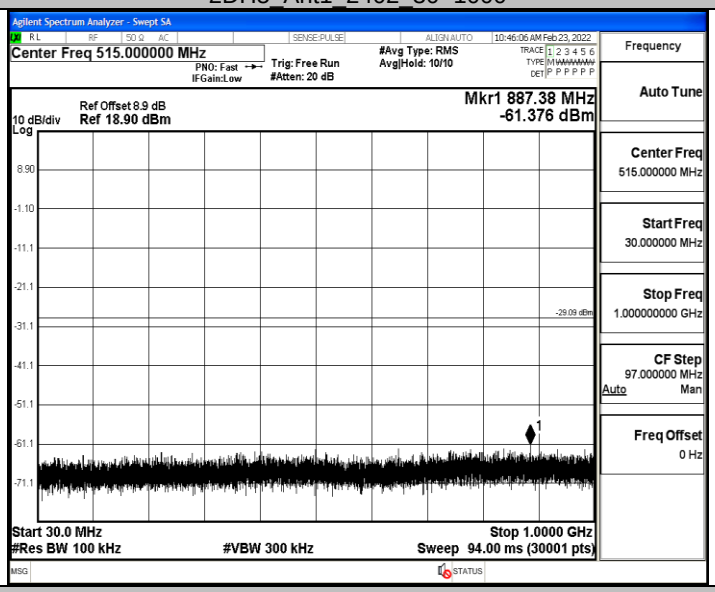

2DH5_Ant1_2402_1000~26500

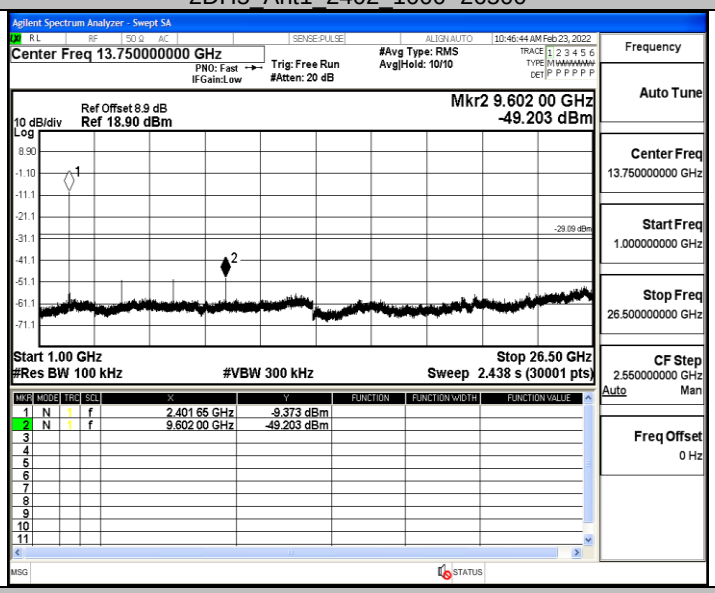

2DH5_Ant1_2441_0~Reference

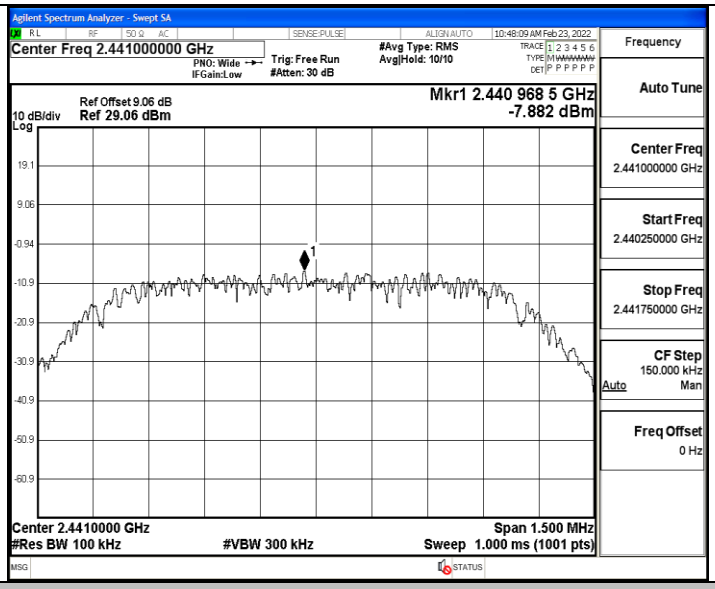

2DH5_Ant1_2441_30~1000

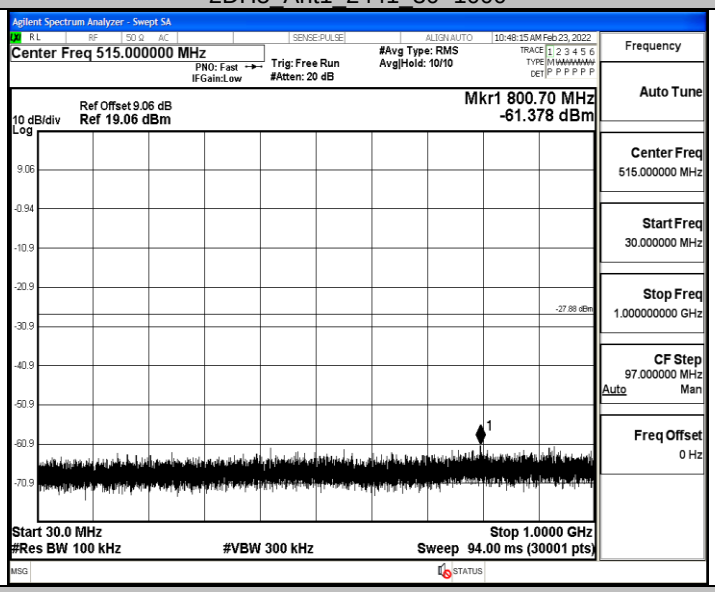

2DH5_Ant1_2441_1000~26500

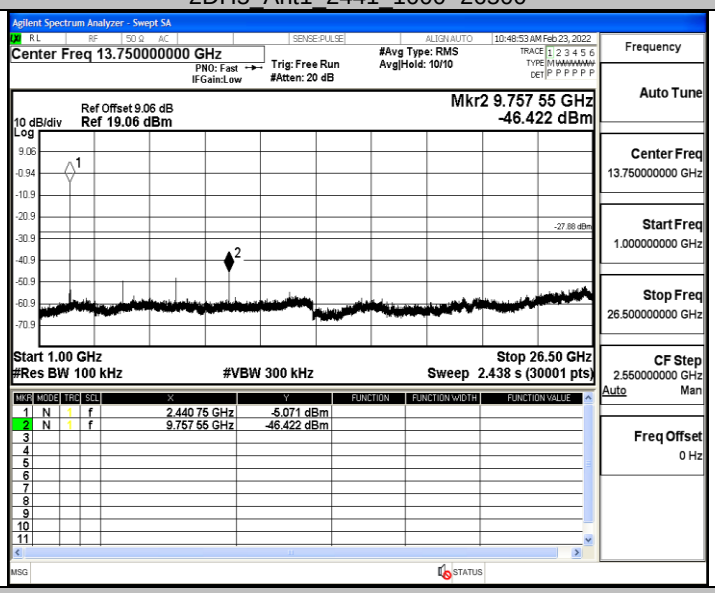

2DH5_Ant1_2480_0~Reference

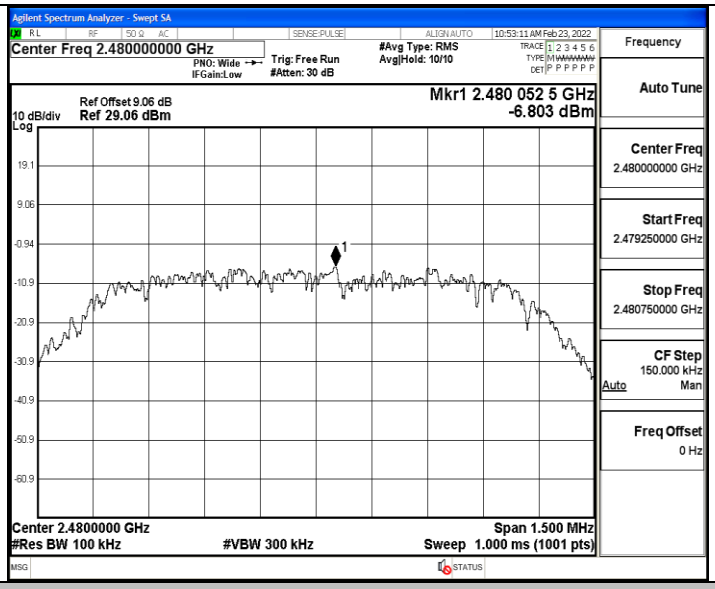

2DH5_Ant1_2480_30~1000

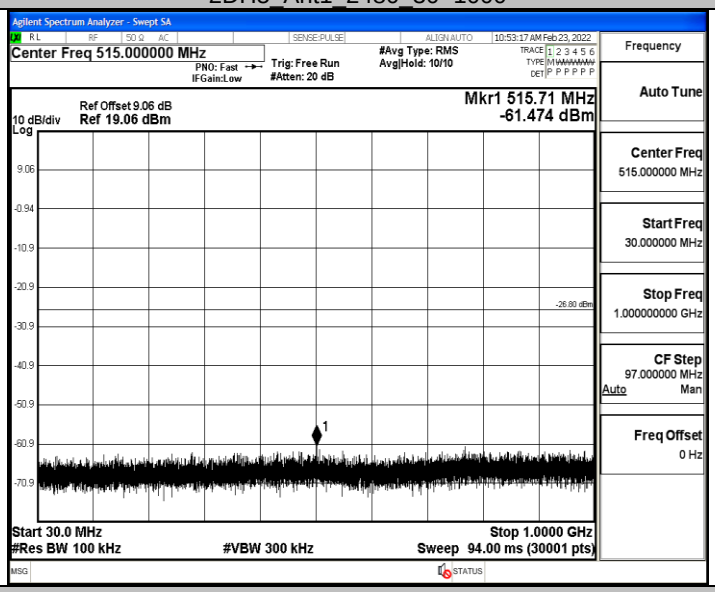

2DH5_Ant1_2480_1000~26500

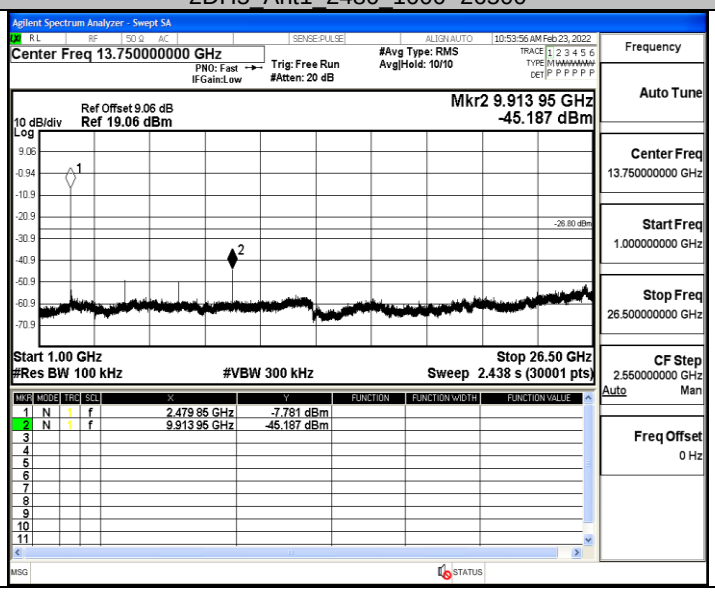

Appendix I: Duty Cycle

Test Result

TestMode	Antenna	Channel	Transmission Duration [ms]	Transmission Period [ms]	Duty Cycle [%]	1/B [kHz]
DH5	Ant1	2402	2.89	3.75	77.07	0.35
		2441	2.89	3.75	77.07	0.35
		2480	2.89	3.75	77.07	0.35
2DH5	Ant1	2402	2.89	3.75	77.07	0.35
		2441	2.90	3.75	77.33	0.34
		2480	2.89	3.75	77.07	0.35
3DH5	Ant1	2402	2.89	3.75	77.07	0.35
		2441	2.89	3.75	77.07	0.35
		2480	2.89	3.75	77.07	0.35

Test Graphs

DH5_Ant1_2402

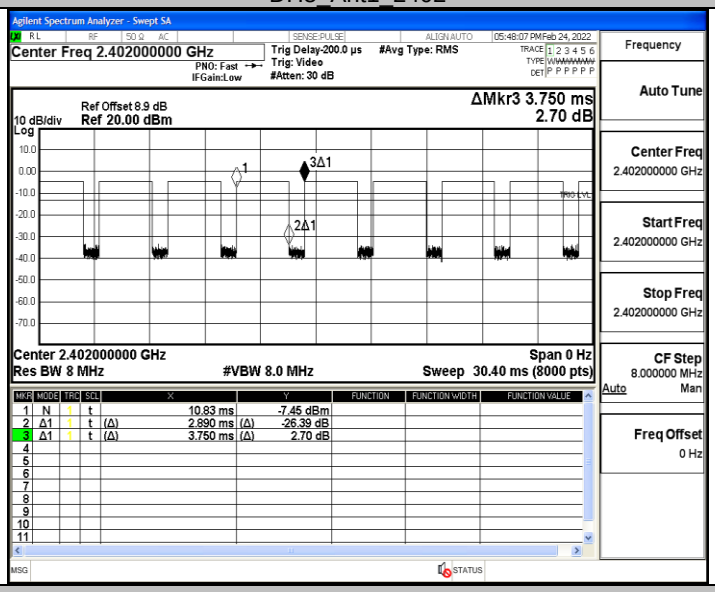

DH5_Ant1_2441

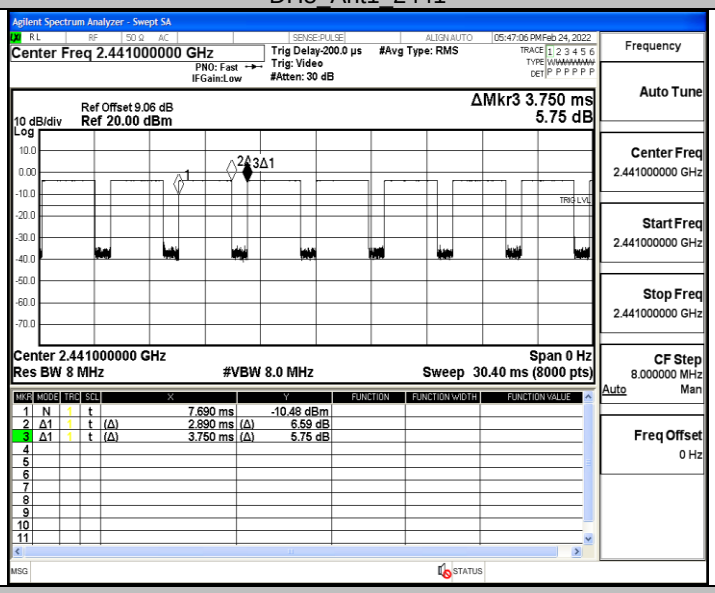

DH5_Ant1_2480

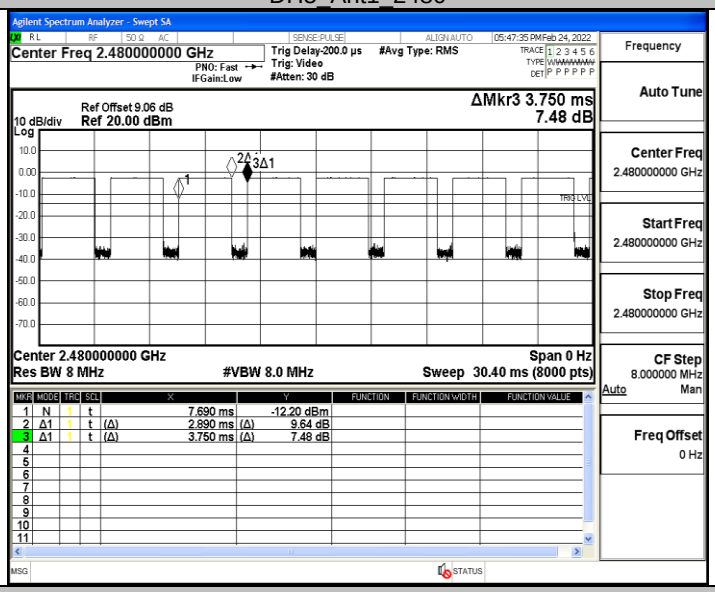

2DH5_Ant1_2402

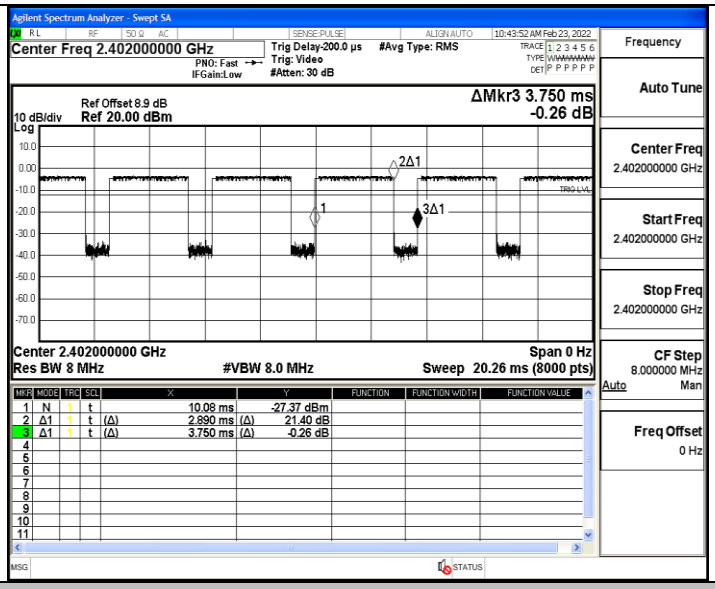

2DH5_Ant1_2441

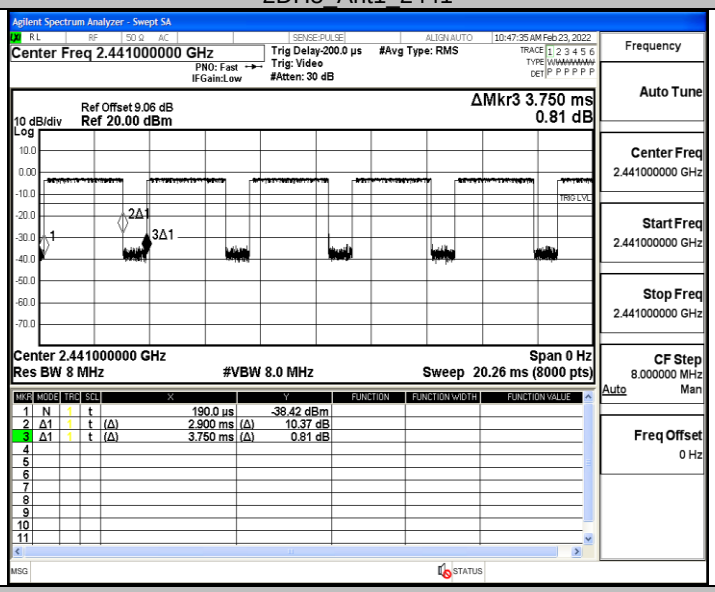

2DH5_Ant1_2480

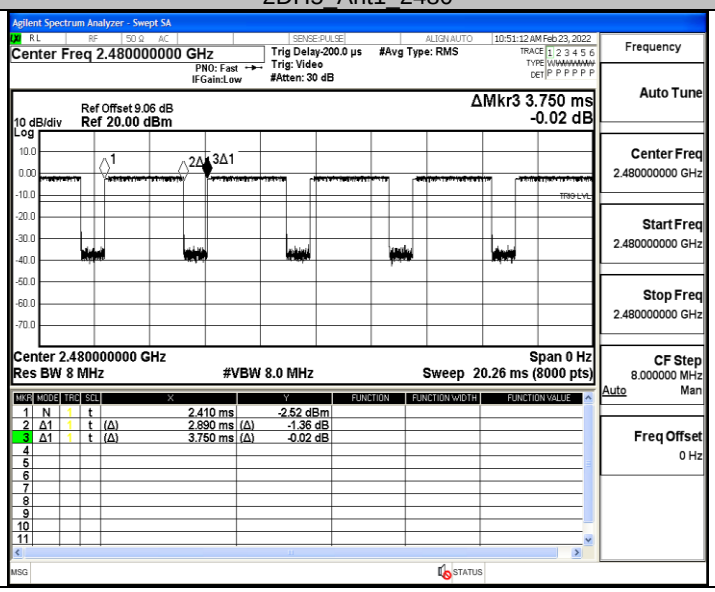

Appendix J: Emissions in Restricted Bands

Test Result

TestMode	Antenna	ChName	Channel	Detector	Freq(MHz)	Result(dBm)	Limit(dBm)	Verdict
DH5	Ant1	Low	2402	AV	2310.000	-50.06	≤-41.20	PASS
				AV	2379.800	-49.02	≤-41.20	PASS
				AV	2390.000	-49.36	≤-41.20	PASS
				Peak	2310.000	-43.65	≤-21.20	PASS
				Peak	2388.725	-39.08	≤-21.20	PASS
				Peak	2390.000	-44.11	≤-21.20	PASS
		High	2480	AV	2483.500	-48.67	≤-41.20	PASS
				AV	2499.280	-47.67	≤-41.20	PASS
				AV	2500.000	-47.71	≤-41.20	PASS
				Peak	2483.500	-42.65	≤-21.20	PASS
				Peak	2499.360	-38.89	≤-21.20	PASS
				Peak	2500.000	-42.75	≤-21.20	PASS
2DH5	Ant1	Low	2402	AV	2310.000	-49.64	≤-41.20	PASS
				AV	2380.220	-48.41	≤-41.20	PASS
				AV	2390.000	-49.04	≤-41.20	PASS
				Peak	2310.000	-42.61	≤-21.20	PASS
				Peak	2329.505	-39.01	≤-21.20	PASS
				Peak	2390.000	-41.04	≤-21.20	PASS
		High	2480	AV	2483.500	-48.23	≤-41.20	PASS
				AV	2499.360	-46.89	≤-41.20	PASS
				AV	2500.000	-47.27	≤-41.20	PASS
				Peak	2483.500	-41.15	≤-21.20	PASS
				Peak	2495.920	-38.41	≤-21.20	PASS
				Peak	2500.000	-40.79	≤-21.20	PASS

Note：

1. The Antenna Gain is compensated in the graph with 2dBi and Antenna Gain which is Higher.
2. The limit in dBm for average detector is conversion from 54dBuV/m, according to 15.209(a). The limit in dBm for peak detector is 20dB above the limit of average detector in dBm.

Test Graphs

DH5_Ant1_Low_2402_AV

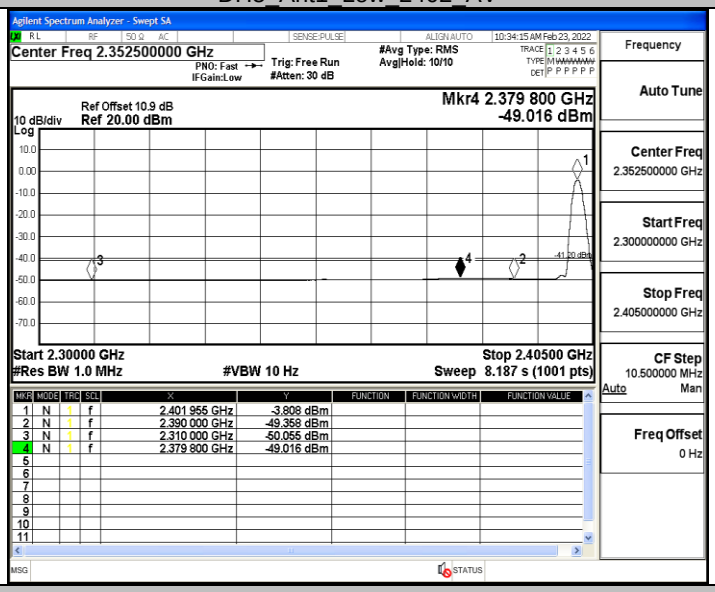

DH5_Ant1_Low_2402_Peak

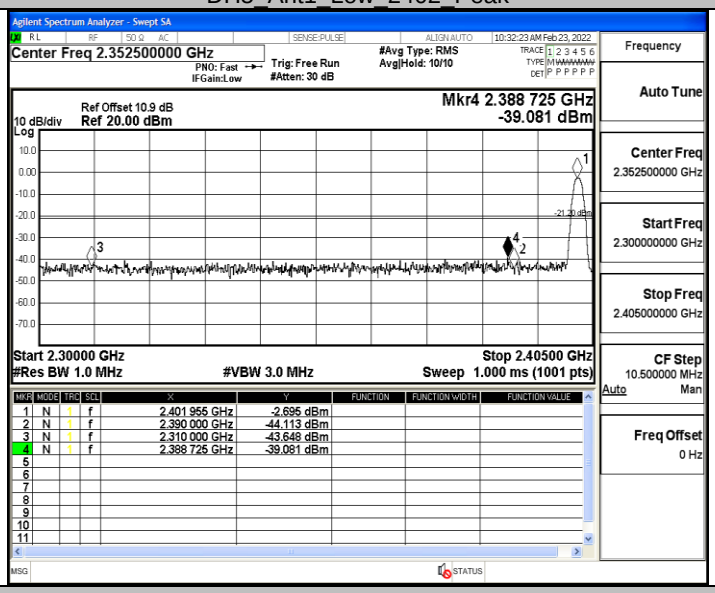

DH5_Ant1_High_2480_AV

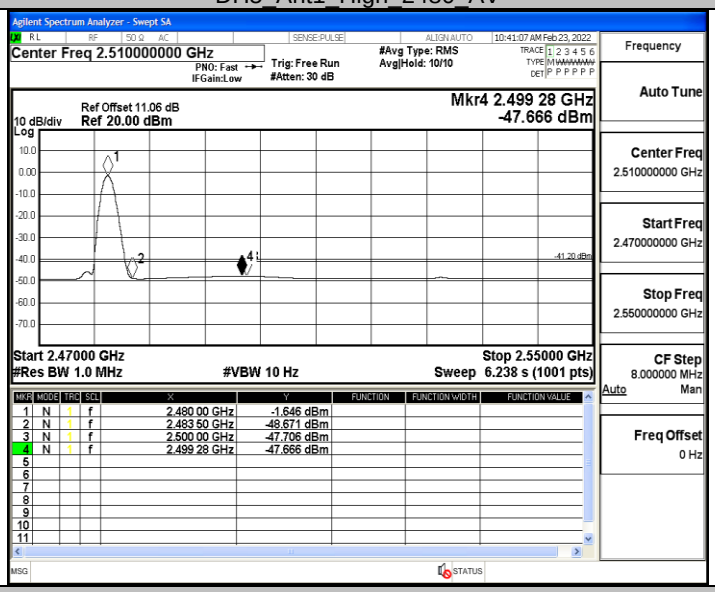

DH5_Ant1_High_2480_Peak

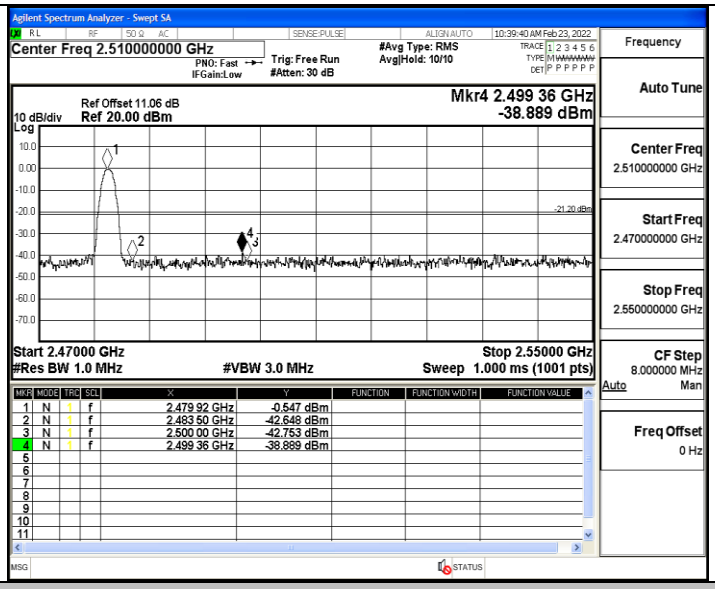

2DH5_Ant1_Low_2402_AV

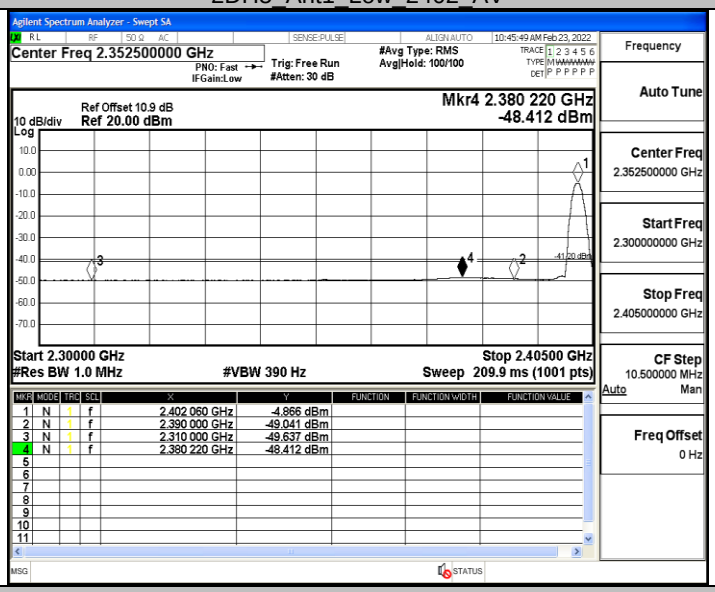

2DH5_Ant1_Low_2402_Peak

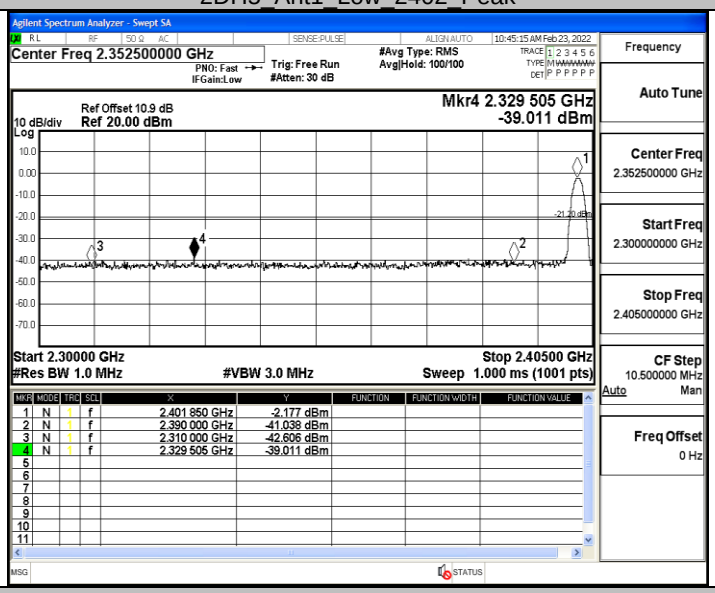

2DH5_Ant1_High_2480_AV

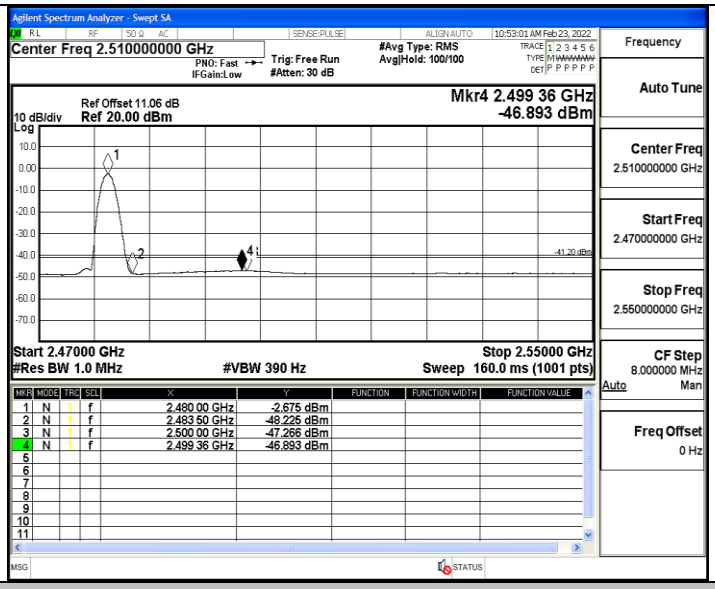
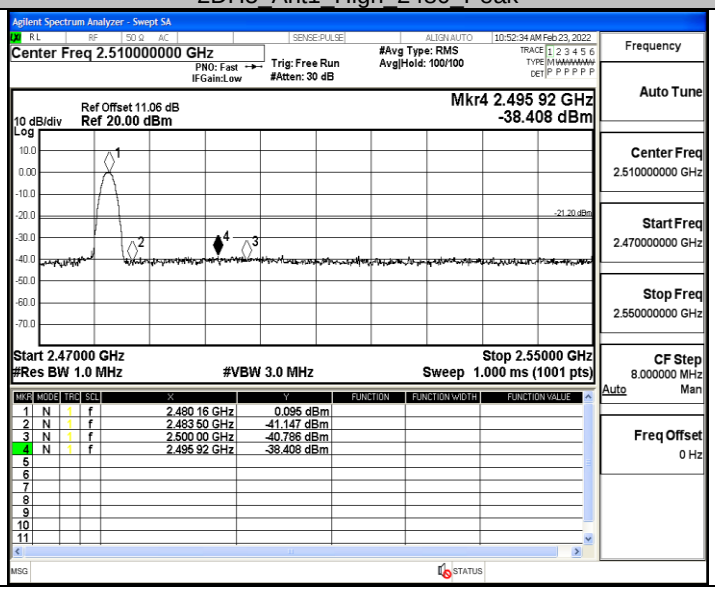
2DH5_Ant1_High_2480_Peak