正面

User Manual



Wireless Charging
Mobile Power

Product schematic:

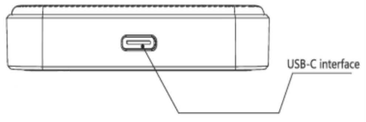

Product specifications:

Model: W202

USB-C input: 5V/2.4A

Wireless charging: 7.5W

Product charging schematic.

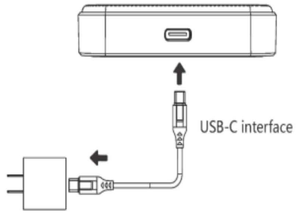

How to use the product:

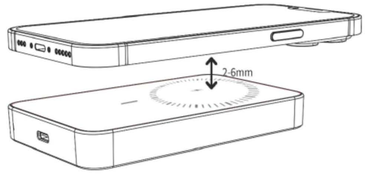

①Place the charge flat and attach the phone to it

反面

Usage of the bracket:

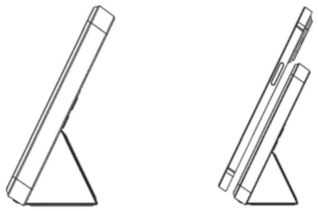

①Open the stand to stand on the table ②Adhesion of the phone on

Discharge instructions

Wireless output:
Disclaimer: The wireless output of this product is designed to support iPhone 12,, iPhone 13 series Apple phone's magnetic wireless charging function is designed.

Support Devices:

1. Magnetic wireless charging.
For iPhone: iPhone 14,iPhone 14 PIus,iPhone 14 Pro,iPhone 14 Pro Max, iPhone 13mini,iPhone 13,iPhone 13pro,iPhone 13pro max,iPhone 12mini, iPhone 12,iPhone 12pro,iPhone 12pro max

2. Headphone charging.
Suitable for headphones: AirPods Pro, AirPods Pro with MagSafe, AirPods(3rd generation), Airpods 2 (must be placed on the correct charging area)

3. Wired charging.
Apple, Samsung, Xiaomi, Huawei, OPPO, vivo, etc. (only support Type-C interface of charging the data cable)

About the FCC：

This equipment complies with FCC radiation exposure limits set forth for an uncontrolled environment. This equipment shauld be installed and operated with minimum distance 20cm between the radiator & your body.

This device complies with part 15 of the FCC rules，operation is subject to the following two conditions:
(1)this device may not cause harmful interference.
(2)this device must accept any interference received，including interference that may cause undesired operation.

FCC Warning:

Any Changes or modifications not expressly approved by the party responsible for compliance could void the user's authority to operate the equipment.

Note: This equipment has been tested and found to comply with the limits for a Class B digital device, pursuant to part 15 of the FCC Rules. These limits are designed to provide reasonable protection against harmfulinterference in aresidential installation. This equipment generates uses and can radiate radio frequency energy and, if not installed and used in accordance with the instructions, may cause harmful interference to radio communications.

However, there is no guarantee that interference will not occur ina particular installation. If this equipment does cause harmful interference to radio or television reception, which can be determined by turning the equipment off and on.

The user is encouraged to try to correct the interference by one or more of the following measures:

- Reorient or relocate the receiving antenna.

-Increase the separation between the equipment andreceiver.

-Connect the equipment into an outlet on a circuit different from that to which the receiver is connected.

-Consult the dealer or an experienced radio/TV technician for help.

CE FC RoHS
Designed in the U.S.
Made in China