正面

Wireless Charger

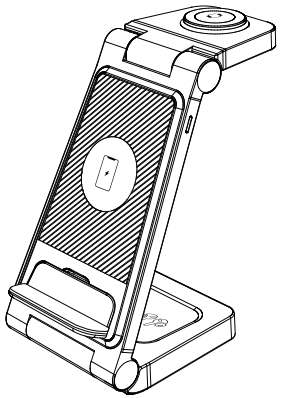

User Manual

Packing list

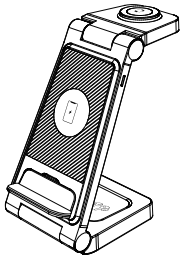

Wireless Charging

Product Description

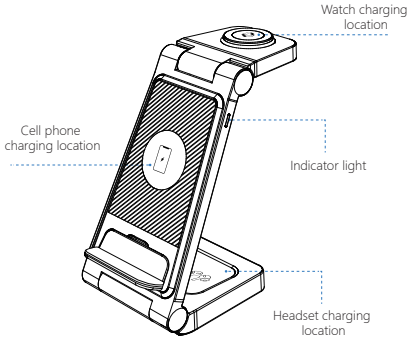

Specification yield

Model：W326
Input：5V/3A 9V/2A
Output：15W/10W/7.5W/5W

Compatible Models

1. For iPhone

For iPhone: iPhone 14,iPhone 14 Plus,iPhone 14 Pro,iPhone 14 Pro Max,iPhone 13, iPhone 13 Pro,iPhone 13 Pro Max,Phone 13 mini,iPhone 12,iPhone 12 mini, iPhone 12 Pro,iPhone 12 Pro Max,iPhone 11,iPhone 11 Pro,iPhone 11 Pro Max, iPhone XS,iPhone XS Max,iPhone XR,iPhone XR Max,iPhone 8，iPhone 8 Plus,
For Samsung Phone：Samsung Phone Galaxy S22 S22+ S22 Ultra S21/S21 Ultra, S20 5G/S20 Ultra 5G,S10/S10e/S10 5G/S10+,S9/S9+,S8/S8+/S8 Active,S7/S7 Edge /S7 Active, S6/S6 Edge+/S6 Active, Samsung Note 20/20Ultra 5G, Note10/10+/10e, Note 9, Note 8, Note 7, Note 6, Note 5

2. For AirPods

AirPods 2,AirPods 3,AirPods Pro,AirPods Pro2

3. For iWatch

Apple watch 2/3/4/5/6/SE/7/SE 2/Ultra/Series 8

反面

How to use the Products

1. Charge the phone: connect the charging head to the Type-C wireless charging port, the wireless charging indicator blue light will be on for 3 seconds and automatically turn off, the wireless charger will enter the standby state, place the phone in the wireless charging area, the indicator blue light is always on, indicating that the phone is charging normally. If the phone is not charging properly the indicator light flashes rapidly.

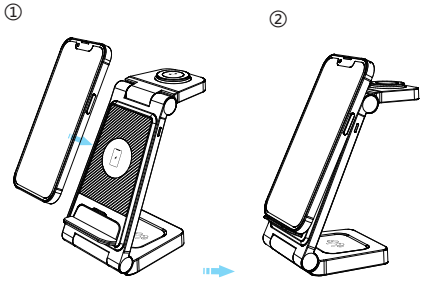

Warm Tips

Please pay attention to the following issues, otherwise it may cause irregular charging, high charging temperature, intermittent charging, or even no charging.

1. Please place your phone/watch/ in the correct charging area.
2. The charging distance is 2-8 mm, please do not wear a protective cover thicker than 3 mm.
3. No metal or magnetic objects in the center 6 cm of the back of the phone during charging.
4. The lower the temperature, the faster the charging speed.
5. Charging speed is faster in winter than in summer.
6. Please do not charge in a hot and humid environment to avoid damaging the circuit.
7. Please put it out of reach of children to avoid unnecessary accidents.
8.Make sure to use the original charging cable and adapter.

About the FCC

This equipment complies with FCC radiation exposure limits set forth for an uncontrolled environment. This equipment shauld be installed and operated with minimum distance 20cm between the radiator & your body.

This device complies with part 15 of the FCC rules operationis subject to the following two conditions:
(1)this device may not cause harmful interference.
(2)this device must accept any interference received including. interference that may cause undesired operation.

FCC Warning：

Any Changes or modifications not expressly approved by the party responsible for compliance couldvoid the user's authority to operate the equipment.

Note: This equipment has been tested and foundto comply with the limits for a Class B digital device，pursuant to part 15 of the FCC Rules. These limits are designed to provide reasonable protection against harmful interference in aresidential installation. This equipment generates uses and can radiateradio frequency energy and if not installed and used in accordance with the instructions may cause harmful interference to radio communications.

However there is no quarantee that interference willnot occur ina particular installationIf this equipment does cause harmful interference to radio or television reception which can be determined by turning the equipment off and on. The user is encouraged to try to correct the interference by one or more of the following measures:
-Reorient or relocate the receiving antenna.
-Increase the separation between the equipment and receiver.
-Connect the equipment into an outlet on a circuit different from that to which the receiver is connected.
-Consult the dealer or an experienced radio/TV technician for help.