三合一充电座

使用说明

Model No.: RNY-X23-BL

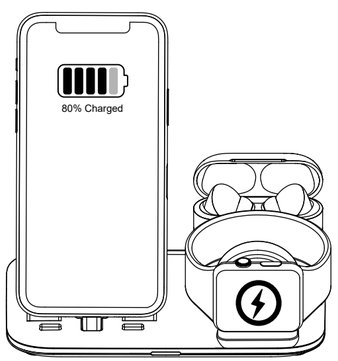

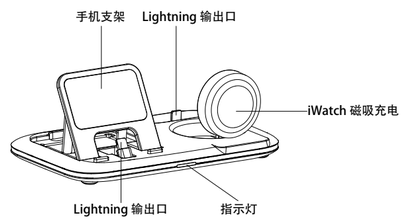

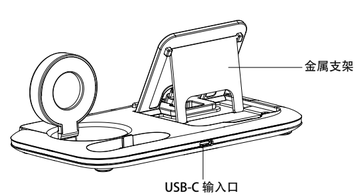

使用说明：

1. 请使用Type-C快充线和5V/2.4A适配器将产品与电源连接。
2. 接入电源通电，指示灯显示蓝灯常亮。
3. 将手机插入手机端lightning输出口，即可为手机充电。
4. 放置您的苹果手表在磁吸充电座（建议将您的表带固定到最小尺寸），然后手表就会充电。
5. 将耳机盒插入耳机端lightning输出口，即可充电。

⚠ 为保证三台设备同时安全高效充电，请使用至少5V/2.4A的适配器和快充线。（如果您使用5V/2A适配器，产品可能无法同时为三台设备充电）

产品规格：

输入：5V/2.4A.
功率：iPhone 10W.
AirPods, AirPods Pro 5W.
iWatch 2.5W.
输出端口：USB-C.

包装清单：

三合一充电座X1
充电器X1
充电连接线X1
说明书X1

3 in 1 Charging Station

Instruction Manual

Model No.: RNY-X23-BL

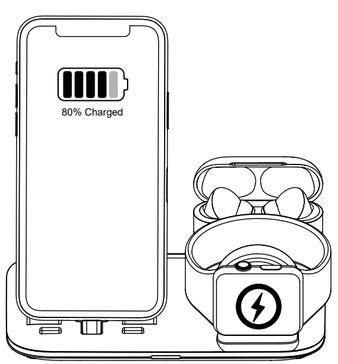

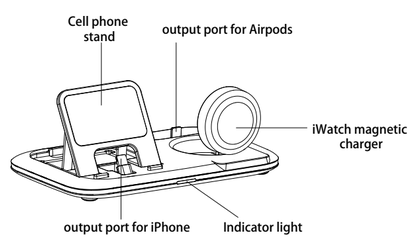

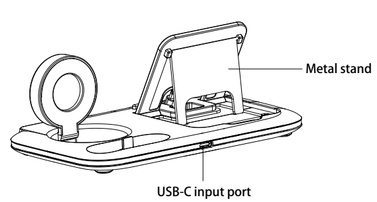

User Manual:

1.Please charge the product with Type-C fast charging cable and 5V/2.4A adapter.
2.When connected to the power, the indicator light shows blue light is always on.
3. Insert the mobile phone into the lightning output port to charge the mobile phone.
4. Place your Apple Watch in the magnetic charging stand (it is recommended to fix your watch band to the smallest size), and the watch will charge.
5. Insert the AirPods case into the lightning output port to charge the AirPods.

⚠ To ensure the safe and efficient charging of three devices at the same time, please use at least a 5V/2.4A adapter and a fast charging cable. (If you use 5V/2A adapter, the product may not be able to charge three devices at the same time)

Product Specifications:

Input: 5V/2.4A.
Power: iPhone 10W.
AirPods,AirPods Pro 5W.
iWatch 2.5W.
Input port: USB-C

Package List:

3 in 1 charging stand × 1
Power adapter × 1
Charging cable × 1
User manual × 1

FCC WARNING
This device complies with part 15 of the FCC Rules. Operation is subject to the following two conditions: (1) this device may not cause harmful interference, and (2) this device must accept any interference received, including interference that may cause undesired operation.Any changes or modifications not expressly approved by the party responsible for compliance could void the user's authority to operate the equipment.
NOTE: This equipment has been tested and found to comply with the limits for a Class B digital device, pursuant to Part 15 of the FCC Rules. These limits are designed to provide reasonable protection against harmful interference in a residential installation. This equipment generates, uses and can radiate radio frequency energy and, if not installed and used in accordance with the instructions, may cause harmful interference to radio communications. However, there is no guarantee that interference will not occur in a particular installation.If this equipment does cause harmful interference to radio or television reception,which can be determined by turning the equipment off and on, the user is encouraged to try to correct the interference by one or more of the following measures:
-- Reorient or relocate the receiving antenna.
-- Increase the separation between the equipment and receiver.
-- Connect the equipment into an outlet on a circuit different from that to which the receiver is connected.
-- Consult the dealer or an experienced radio/TV technician for help.
To maintain compliance with FCC's RF Exposure guidelines, This equipment should be installed and operated with minimum distance between 20cm the radiator your body: Use only the supplied antenna.