80g书纸，正反面

148mm

210.00mm

ST38 35FT Solar String Light

Model:GLS-18J2P-G40-25

Please read this manual before operation and keep it for future reference.

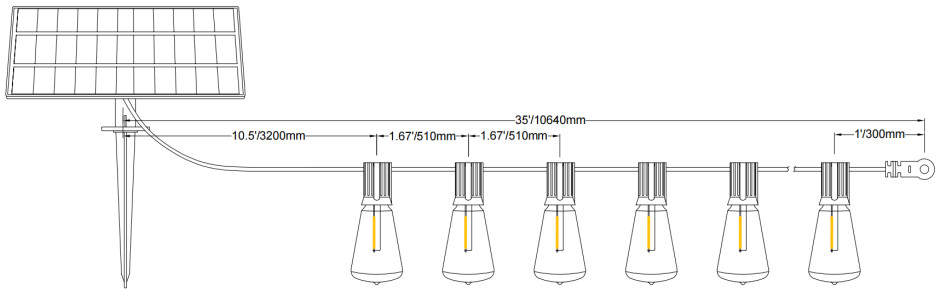

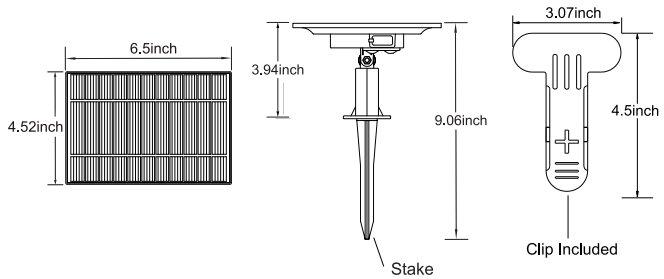

Parameters

Total Length: 35FT
Power: 2.5W
Light Color: 2200K
Power Scource: Solar Power/ Type-C Port
Solar Panel: 5V/2500mAh Lithium
Color: Black
Waterproof: IP65
Charging Time: 6 Hours via Type-C, 8 hours via Sunlight
Working Time: 8-10 Hours for Steady Light
Controller ReCeption Mode: Radio FRquenCy(RF)
Remote Controller Battery Type: AAA battery

Package Includes

1 x 35FT String with 15 Sockets
17 x LED Bulbs (2 Spares)
1 x Solar Panel with a Stake and a Clip
1 x User Manual
1 x Remote Controller
1 x USB Cable
3 x Screws
5 x Hooks
5 x Ties
2 x Battery

Not Connectable

Solar Panel Specification

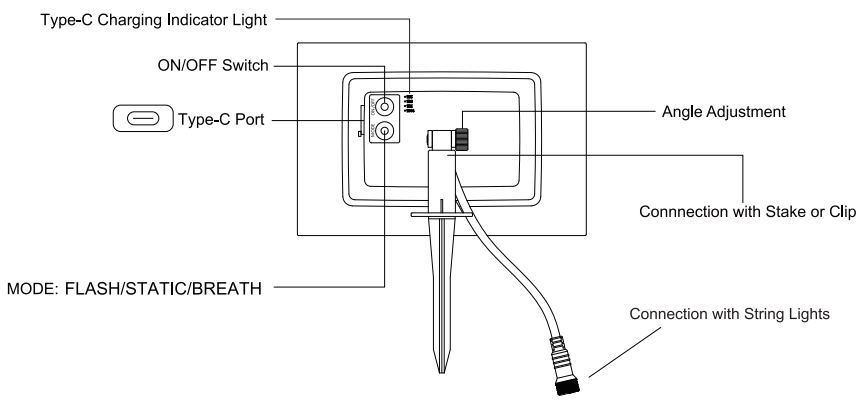

ST38 35FT Solar String Light

Remote Controller

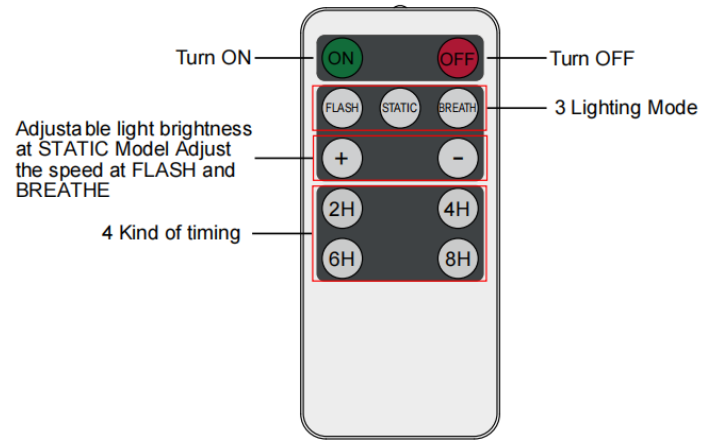

Notes

1.When you press the timing button, there's a blink of the string lights which means your setting is successful.
2.With memory function, it will start with the same mode that you turn off last time.
3.When charging the panel via Type-c port,it will show 25%, 50%, 75%, and 100% of the battery level.

Installation



Tips

1.Please press ON to operate the light first. After that you can use the remote control the light.
2.The panel is light-sensing, please make sure there is no light source on the solar panel when you need the item in working status.
3.Reconnend use the Type-C Port to charge the solar panel when it is on the bad weather.
4.The string light and the bulb are waterproof, but the remote controller is NOT waterproof.
5.If the string light you received doesn't work, please kindly check through these steps:
- Check the status of your solar panel as the string lights ONLY work in ON mode.
- Try to charge the string light via the Type-C Port about 6 hours (100% of the signal light is always on when the charge is complete.)

6.This solar light has an automatic shutdown program after working for 6 hours every day, but if you need to keep it working, please turn it on again by solar panel or remote control. Most especially, the solar lights can work automatically the next day when it is fully charged without manually turning on the switch.

Warranty

1.During the warranty period, we provide services including refund or replacement without charge to those who use the device in accordance with the user manual.
2.This warranty does not cover:
(A)Failure or damage due to the improper use, repair or remodeling.
(B)Failure or damage because of falling.
(C)Failure or damage caused by fire, earthquake, flood, lightning and other natural disasters.
(D)Failure or damage when used other than its intended use.
(E)Failure or damage caused by the third-party products other than this device.

Made in China

FCC Warnning:

This equipment has been tested and found to comply with the limits for a Class B digital device, pursuant to part 15 of the FCC Rules. These limits are designed to provide reasonable protection againstharmful interference in a residential installation. This equipment generates, uses and can radiateradio frequency energy and, if not installed and used in accordance with the instructions, maycause harmful interference to radio communications. However, there is no guarantee thatinterference will not occur in a particular installation. If this equipment does cause harmfulinterference to radio or television reception, which can be determined by turning the equipmentoff and on, the user is encouraged to try to correct the interference by one or more of thefollowing measures:

- Reorient or relocate the receiving antenna.
- Increase the separation between the equipment and receiver.
- Connect the equipment into an outlet on a circuit different from that to which the receiver is connected.
- Consult the dealer or an experienced radio/TV technician for help.

Caution: Any changes or modifications to this device not explicitly approved by manufacturer could void your authority to operate this equipment.

This device complies with part 15 of the FCC Rules. Operation is subject to the following two conditions:

(1)This device may not cause harmful interference, and (2) this device must accept any interference received, including interference that may cause undesired operation.

This equipment complies with FCC radiation exposure limits set forth for an uncontrolled environment. This equipment should be installed and operated with minimum distance 0cm between the radiator and your body.