颜色：PANTONE 2727U

尺寸

MEEBOOK

快速入门指南
quick start guide

P1

FCC statement

This device complies with part 15 of the FCC rules. Operation is subject to the following two conditions: (1) This device may not cause harmful interference, and (2) this device must accept any interference received, including interference that may cause undesired operation.
15.21 Information to the user.
Any changes or modifications not expressly approved by the party responsible for compliance could void the user's authority to operate the equipment. 15.105 Information for the user.
Note: This equipment has been tested and found to comply with the limits for a Class B digital device, pursuant to part 15 of the FCC rules. These limits are designed to provide reasonable protection against harmful interference in a residential installation. This equipment generates, uses and can radiate radio frequency energy and, if not installed and used in accordance with theinstructions, may cause interference to radio communications. However, there is no guarantee that interference will not occur in a particular installation. If this equipment does cause harmful interference to radio or television reception, which can be determined by turning the equipment off and on, the user is encouraged to try to correct the interference by one or more of the following measures:
- Reorient or relocate the receiving antenna.
- Increase the separation between the equipment and receiver.
- Connecting the equipment to a socket on a circuit different from that to which the receiver is connected.
- Contact with the provider or a radio f TV technician for help.

Specific absorption rate (SAR):
This M6 meets the government's requirements for exposure to radio waves. The guidelines are based on standards developed by independent scientific organizations through periodic and thorough evaluation of scientific studies. The standards include a margin of safety designed to ensure the safety of all people regardless of their age or health.
The FCC Statement of Exposure to RF and the SAR limit for the United States (FCC) is 1.6 W/kg average for each gram of tissue.
To maintain compliance with FCC RF exposure requirements, use accessories that maintain a distance of 0mm between the user's body and the back of the M6.

P2

组件预览





数据线

快速指南

P3

：宽74mm*高100（骑马订）

温馨提示



电子墨水屏为易碎品，请轻拿轻放，防止跌落。

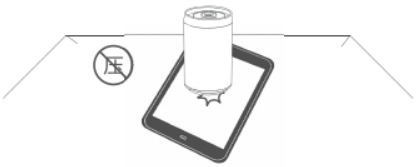

请勿在屏幕上放置重物。

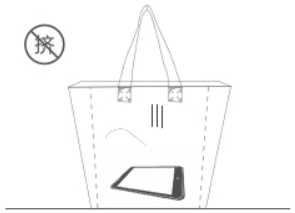

请勿让电子书阅读器受到挤压。

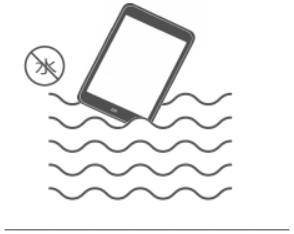

请勿让电子书阅读器遇水浸湿。

P4

基本操作指南

1、导入书籍

方法一：USB导入。用数据线连接设备和电脑，将需要导入的书籍添加到设备的根目录文件夹【Books】。然后打开设备中的【文件管理器】，按相应的分类找到已导入的书籍。

方法二：WiFi传书。在【应用】模块找到【WiFi传书】。点击打开后，按指示输入地址或扫描二维码进行文件传输。

2、导入词典

将需要导入的词典文件添加到设备的根目录文件夹【Dict】，打开设备中的【辞典】即可查看翻译。

3、更换字体

将需要导入的字体文件添加到设备的根目录文件夹【Fonts】，再打开设备中的本地书籍，点击【Aa】进入字体设置即可。

4、下载安装第三方App

可在【应用商店】或使用【浏览器】搜索下载喜欢的第三方App，再根据设备提示完成安装。为保证电子墨水屏的浏览效果，建议您下载使用阅读类型的App。

5、A2刷新

为更好适配电子墨水屏的在线浏览效果，当您正在使用浏览器或第三方App时，建议点击开启【A2】极速刷新，可以有效减少闪屏。

6、更换笔尖（仅限支持手写笔的机型）

更换笔尖时，先用笔尖夹将原笔尖轻轻夹出，再插入新笔尖。

7、省电技巧

技巧一：点击顶栏的【任务管理】，及时清理多余任务窗口。

技巧二：在【应用】模块，点击左侧的【雪花】图标，进入后台应用管理，减少不必要的后台启动。

若使用电源适配器供电，则应配套使用获得CCC认证并满足标准要求的电源适配器
注意！如果电池更换不当会有爆炸危险，只能用同样类型或等效类型的电池来更换。

P5

关于保修

尊敬的客户：

首先非常感谢您购买我们的Meebook系列电子书阅读器，请确保您在开启设备之前已阅读快速入门指南。如遇到设备故障，请与经销商联系以获得支持。

保修范围

如果在您从经销商购买之日起的前12个月内，发现阅读器上出现制造材料或工艺缺陷，您有权使用我们的保修服务。但我们提供的保修服务并不能延长整个保修期限。保修范围不包括选配的配件，以及因不正确操作、误用或第三方操作而导致的缺损。保修范围不包括消耗品和磨损部件，例如电池这种因为使用消耗而最终无法单独使用的部件。

保修条款

我们提供免费的维修服务，或者根据产品的缺陷情况为您更换新的机器，从而履行我们的保修义务。被我们更换下来的电子书阅读器及部件，它们的所有权将归属我司。

所有涉及产品的投诉都将通过授权服务中心进行验证和确认。识别后，将会把设备送去维修或更换无缺陷的设备。

保修的执行

申请保修服务前，您需要提供购买证明（发票、收据等），指明购买日期和电子书阅读器的型号名称，对有缺陷的电子书阅读器提出索赔须在保修期内。

数据备份

在维修电子书阅读器时，我们不保证仍保留电子书阅读器原先的数据。因此，我们建议您在回寄维修之前，提前做好数据备份。

P6

SchematicDiagram





Data wire



Quick start guide

Warm Tips：



E-ink screen is easy to **Fragile**
Please carry it carefully to avoid of fall.

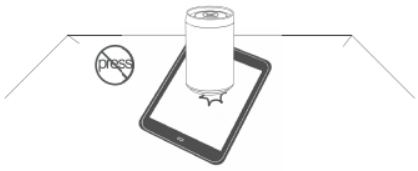

Do not place heavy objects on the screen.

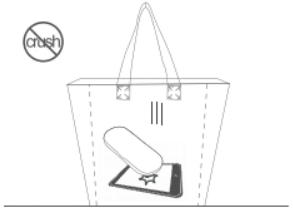

Do not be crushed the e-book reader by other objects.

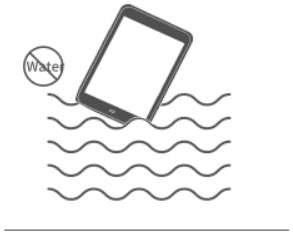

Please don' t make the device be soaked in water

Basic operating guidance

1、Loading Books

Method 1: By USB cable, use the cable connect the device to PC, copy the books into the device root directory folder-Books, then open the [file manager] in the ebook reader and you will find the loaded books, you can also classify it as you want
Method 2: Wifi transfer books, find the [wifi book transfer] in app page, after open it, enter the address or scan QR code transfer the documents as per the instruction(be make sure the PC and device in same wifi router)

2、Loading Dictionary

Copy the Dictionary content to root directory[Dict], you can check the version from "Dictionary apps" in the device(the Dictionary contents have to download by user)

3、Change the fonts

Add the needed fonts file into root directory[fonts], then open the local books in the equipment, click [Aa] enter into fonts setting then OK.

4、Download and install apps

You can download favourite apps from[application store] or google play, then finish installation according to the device reminding. To guarantee the view effect of the E-ink screen, we advise you download the reading app or optimized app based on E-ink screen

5、A2 Refresh

To be better adapt the online view effect of E-ink screen, we advise you turn on A2 super speed refreshing mode when you surfing web browser or any third party apps, this can reduce the screen flashing effectively

6、Renewal nib **(for support pen version only)**

When renewal the nib, firstly use the nib clips lightly pick out the original nib then insert the new nib.

7、Power save technique

Technique 1: click the [Task manage] at top bar, clean the spare task windows in time.

Technique 2: click the left side [Snow] icon in the [Application] module, then enter into backstage application manage, reduce the unnecessary backstage starting.

Use a power adapter to supply power, you should use a power adapter that has obtained CCC certification and meets the standard requirements.
Attention! If the battery is improperly replaced, there will be a danger of explosion, and it can only be replaced with a battery of the same or equivalent type.

About maintenance guarantee

Honor customers:

Firstly many thanks for you purchase our Meebook series E-book reader, please make ensure that you already read the quick start guidance before start the equipment. Please contact the distributors to obtain the support if meeting equipment failure.

maintenance guarantee scope

If you find the reader occur manufacture materials or technology defaults within 12 months start from the day that you purchased from distributors, you have right to use out maintenance guarantee service. But the maintenance guarantee service provided by us can't extend the whole maintain guarantee time limit.

The maintenance guarantee scope not include the optional accessories, and the fault/damage caused by incorrect operating, error use or third party operations. The maintain guarantee scope not include consumable parts and abrasive parts, example battery can't be singly used parts finally because use consumable.

maintenance guarantee clauses

We provide free cost maintenance service, or replace new machine for you according the default situation of the products to follow our maintenance guarantee duties. The proprietary rights of the E-book reader and parts which be replaced by us belong to our company.

All products relate to complain will be verified and confirmed by the authorized service center. After discriminated, we will send the equipment to maintain or replace the non-defect equipment.

Execute maintenance guarantee

Before apply maintain guarantee, you need provide purchase proof (invoice and receipts, etc), point out the purchase date and model/name for E-book reader, the claim for the E-book with defects should be in maintenance guarantee period.

Data backups

When maintenance the E-book reader, we can't guarantee that still keep the original data of E-book reader. So, we advise you do well at data backup in advance before transport back the equipment for maintenance.

This device complies with Part 15 of the FCC Rules.Operation is subject to the following two conditions:
(1)this device may not cause harmful interference, and
(2) this device must accept any interference received,including interference that may cause undesired operation.

P10

保修卡
Warranty card

产品名称 Item	
购买日期 Date of purchasing	
用户姓名 User name	
服务类型 Service type	换货 Replace □ 维修 Maintenance □ 退货 Return □
原因 Cause	
序列号 SN	
官方售后地址 Address	深圳市宝安区西乡宝源路2007号宗泰未来城405室 Room 405,Zongtai Future Building, No 2007 Baoyuan Road,Xixiang,Bao'an Disctrict, Shenzhen, PRC. 518102
客服热线 Tel	86-755-23577449
邮箱 Email	Email:meebook@haoqingtech.com

P11

QC:
产品合格证
出厂日期：

MEEBOOK

P12