Appendix A: Photographs of the Test Set-Up

APPENDIX A: PHOTOGRAPHS OF THE TEST SET-UP 1

PHOTOGRAPH 1: SET-UP PHOTO FOR RADIATED SPURIOUS EMISSION, 9KHZ TO 30MHZ 2
PHOTOGRAPH 2: SET-UP PHOTO FOR RADIATED SPURIOUS EMISSION, 30MHZ TO 1GHZ 2
PHOTOGRAPH 3: SET-UP PHOTO FOR RADIATED SPURIOUS EMISSION, 1GHZ TO 18GHZ 3
PHOTOGRAPH 4: SET-UP PHOTO FOR RADIATED SPURIOUS EMISSION, 18GHZ TO 40GHZ 3
PHOTOGRAPH 5: SET-UP PHOTO FOR RADIATED SPURIOUS EMISSION, 40GHZ TO 75GHZ 4
PHOTOGRAPH 6: SET-UP PHOTO FOR RADIATED SPURIOUS EMISSION, ABOVE 75GHZ 4

Photograph 1: Set-up photo for Radiated Spurious Emission, 9KHz to 30MHz



Photograph 2: Set-up photo for Radiated Spurious Emission, 30MHz to 1GHz



Photograph 3: Set-up photo for Radiated Spurious Emission, 1GHz to 18GHz

Photograph 4: Set-up photo for Radiated Spurious Emission, 18GHz to 40GHz

Photograph 5: Set-up photo for Radiated Spurious Emission, 40GHz to 75GHz



Photograph 6: Set-up photo for Radiated Spurious Emission, Above 75GHz