F921 Product Description

Bluetooth / TAP-C / wireless charging / multi-function touch key private speaker

Thank you for your honor! Choose our multifunctional sofa speaker!

This speaker uses full key touch, automatic function switching mode, dual motor control system, surround 3D stereo sound effects

Sincerely hope to give you like music, bring the digital age of music enjoyment. 1.

Introduction of host panel

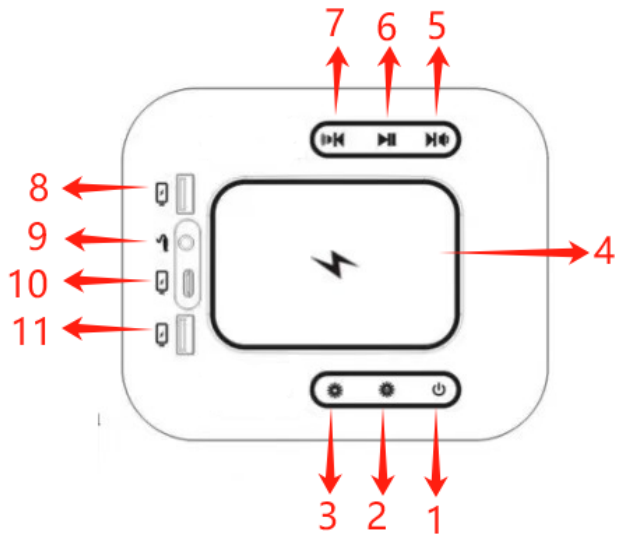

1. Long press on the switch machine 2. atmosphere light switch 3. atmosphere light mode 4. wireless charging 5. last song / volume reduction 6. pause / play 7. next song / volume plus 8.U disk music / USB charging 9. AUX audio input 10.Tap-C charging 11.USB charging

2: Detailed function introduction

1. Switch key: press the switch.
2. Atmosphere light switch: single point control atmosphere light switch.

3. Atmosphere light mode: single point switch atmosphere light mode: gradient / horse light / color.
4. Wireless charging. The host plane with wireless charging, place the plane wireless charging symbol center with wireless charging phone to charge.
5. Last song / volume reduction: single song, long press the volume reduction, support U disk / downloaded local songs.
6. Pause mode: pause the device from playing music while it is playing.
7. Next song / volume plus: single click next song, long press volume increase, support U disk / downloaded local songs.
8. U, disk playback: Insert the USB device U disk will automatically switch to the U disk mode, scan the music of the USB device
9. AUX audio input: audio source input signal.
10. Tap-C Charging: plug in the type-c cable and connect to the phone to charge.
11.USB Charging: insert USB data cable, automatic reading protocol can be mobile phone / mobile power supply and other USB charging interface charging.

Note: BT / Bluetooth: boot default Bluetooth mode, boot Bluetooth search F921 for pairing, successful matching, then the Bluetooth device can play music remotely, Bluetooth within 10 meters from the open area, depending on the different environment, different use distance.

question	terms of settlement
Wireless charging temperature protection	When wireless charging, the temperature stops above 65 degrees, the temperature drops below 60 degrees, and the wireless charging will resume working.
Can't boot	The power supply is not inserted, if it is confirmed that the power supply is a problem, replace the power supply, if the power supply is not a problem, it may be a problem with the control box, replace the control box
The machine did not respond	Please try again without power and check whether the mobile phone / U disk is well connected.
The keys don't work	Please cut off the power to try again, do not press hard, check whether there is any foreign matter or water, please start up again to try.
The music is chaotic, even jumping	The product is light touch control, please confirm that there is no foreign body above the product control key.
Bluetooth cannot be paired	Please turn off all other paired Bluetooth devices, restart and search. Bluetooth search device whether the directory is full, delete useless Bluetooth reconnection.
Wireless charging does not	Please confirm whether the wireless charging position of the mobile phone is accurate and that there is no foreign body interference

charge	

3 Schematic diagram of installation

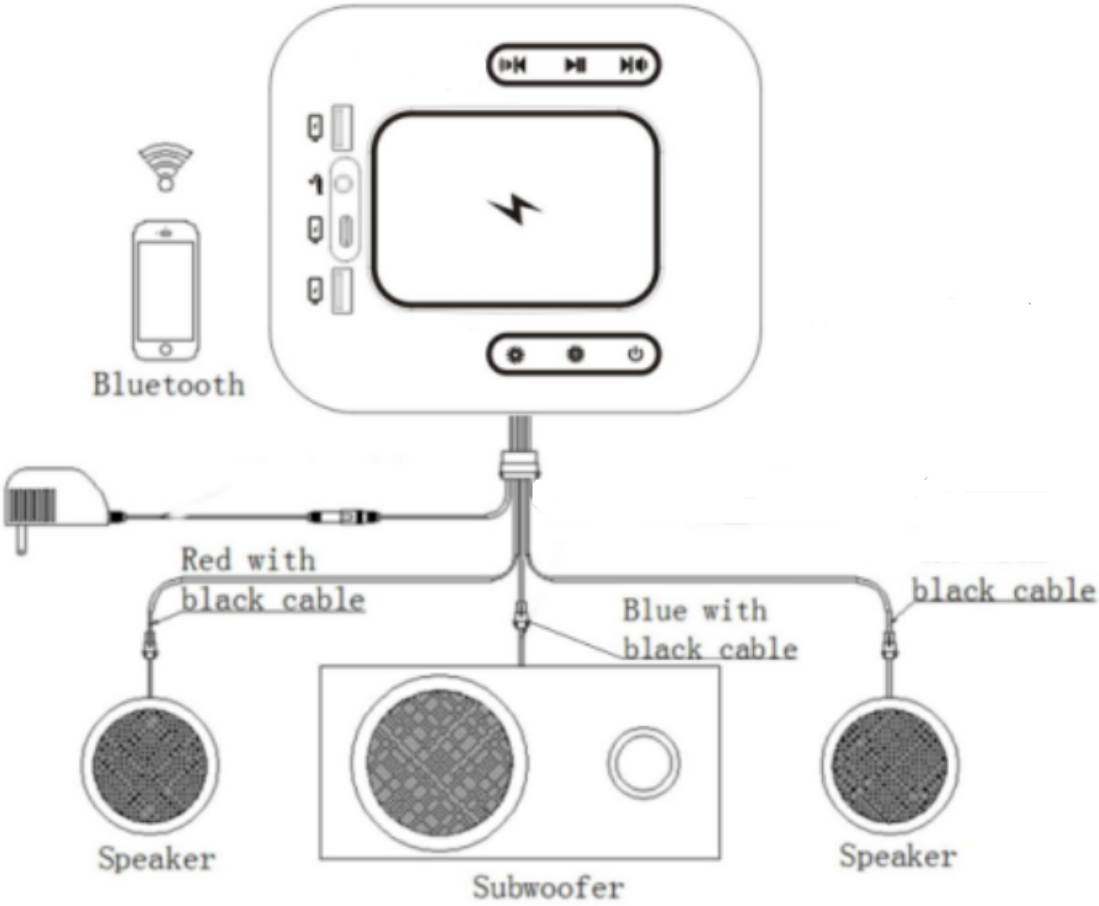

4 Accessories opening diagram

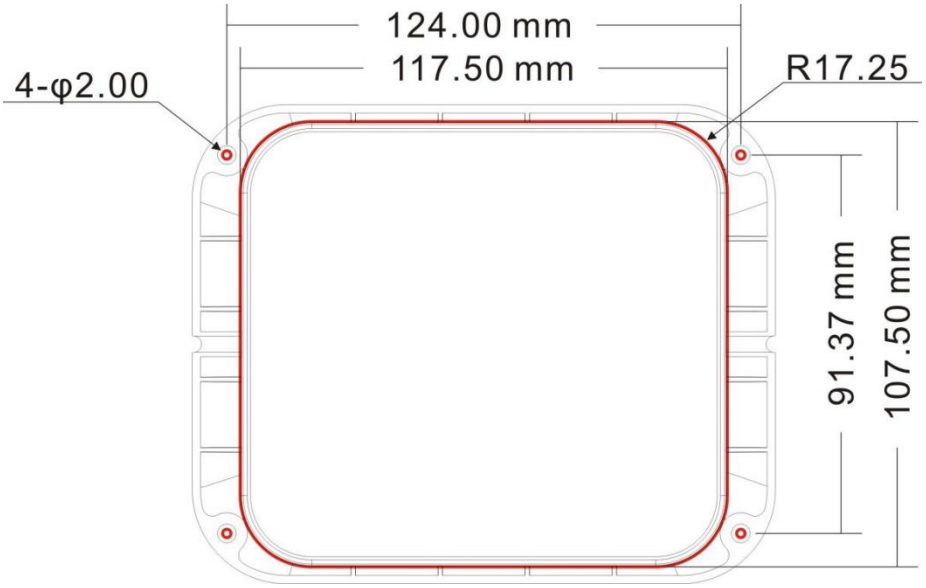

5 FCC Statement

This device complies with Part 15 of the FCC rules. Operation is subject to the following two conditions: 1) this device may not cause harmful interference, and 2) this device must accept any interference received, including interference that may cause undesired operation.
Note: This equipment has been tested and found to comply with the limits for a Class B digital device, pursuant to part 15 of the FCC Rules. These limits are designed to provide reasonable protection against harmful interference in a residential installation. This equipment generates uses and can radiate radio frequency energy and, if not installed and used in accordance with the instructions, may cause harmful interference to radio communications. However, there is no guarantee that interference will not occur in particular installation. If this equipment does cause
harmful interference to radio or television reception, which can be determined by turning the equipment off and on, the user is encouraged to try to correct the interference by one or more of the following measures:
--Reorient or relocate the receiving antenna.
--Increase the separation between the equipment and receiver.
--Connect the equipment into an outlet on a circuit different from that to which the receiver is connected.
--Consult the dealer or an experienced radio/TV technician for help.
Changes or modifications not expressly approved by the party responsible for compliance could void the user's authority to operate the equipment.

FCC Radiation Exposure Statement
This device complies with FCC RF radiation exposure limits set forth for an uncontrolled environment. This transmitter must not be co-located or operating in conjunction with any other antenna or transmitter.
The device has been evaluated to meet general RF exposure requirement. This device must operate with a minimum distance of 20 cm between the radiator and user body.